

750 Royal Oaks Drive, Suite 100
Monrovia, California 91016-3629
Tel: (626) 386-1100
Fax: (866) 988-3757
1 800 566 LABS (1 800 566 5227)

Laboratory Report

for

Honolulu Board of Water Supply
630 South Beretania Street
Public Service Bldg." Room 308
Honolulu, HI 96843
Attention: Erwin Kawata
Fax: 808-550-5018

Date of Issue
04/14/2022

Rinda Seddas
EUROFINS EATON
ANALYTICAL, LLC



Utah ELCP CA00006

DEB: Debbie L Frank
Project Manager

Report: 989097
Project: RED-HILL
Group: Red-Hill Expanded List (Albuquerque+)

* Accredited in accordance with TNI 2016 and ISO/IEC 17025:2017.

* Laboratory certifies that the test results meet all TNI 2016 and ISO/IEC 17025:2017 requirements unless noted under the individual analysis.

* As applicable, this report consists of the cover page, State Certification List, ISO 17025 Accredited Method List, Acknowledgement of Samples Received, Comments, Hits Report, Data Report, QC Summary, QC Report and Regulatory Forms.

* Test results relate only to the sample(s) tested.

* Test results apply to the sample(s) as received, unless otherwise noted in the comments report (ISO/IEC 17025:2017).

* This report shall not be reproduced except in full, without the written approval of the laboratory.

* This report includes ISO/IEC 17025 and non-ISO 17025 accredited methods.

STATE CERTIFICATION LIST

State	Certification Number	State	Certification Number
Alabama	41060	Montana	Cert 0035
Arizona	AZ0778	Nebraska	NE-OS-21-13
Arkansas	CA00006	Nevada	CA00006
California	2813	New Hampshire *	2959
Colorado	CA00006	New Jersey *	CA 008
Connecticut	PH-0107	New Mexico	CA00006
Delaware	CA 006	New York *	11320
Florida *	E871024	North Carolina	06701
Georgia	947	North Dakota	R-009
Guam	21-008R	Ohio - 537.1	87786
Hawaii	CA00006	Oregon *	4034
Idaho	CA00006	Pennsylvania *	68-00565
Illinois	200033	Puerto Rico	CA00006
Indiana	C-CA-01	Rhode Island	LAO00326
Iowa – Asbestos	413	South Carolina	87016
Kansas *	E-10268	South Dakota	CA11320
Kentucky	90107	Tennessee	TN02839
Louisiana *	LA008	Texas *	T104704230-20-18
Maine	CA00006	Utah (Primary AB) *	CA00006
Maryland	224	Vermont	VT0114
Marianas Islands	MP0004	Virginia *	460260
Massachusetts	M-CA006	Washington	C838
Michigan	9906	EPA Region 5	CA00006
Mississippi	CA00006	Los Angeles County Sanitation Districts	10264

* NELAP/TNI Recognized Accreditation Bodies

ISO/IEC 17025:2017 Accredited Method List

The test listed below are accredited and met the requirements of ISO/IEC 17025 as verify by A2LA.

Refer to our certificates and scope of accreditations (no. 5890-1 and 5890-2) found at:

<https://www.eurofinsus.com/Eaton>

Test(s)	Method(s)	Potable Water *	Waste Water	Test(s)	Method(s)	Potable Water *	Waste Water
Enterococci	Enterolert	x	x	Gross Alpha coprecipitation	SM 7110 C	x	x
<i>Escherichia coli</i> (Enumeration)	SM 9221 B.1 SM 9221 F	x		Hardness	SM 2340 B	x	x
Fecal Coliform (P/A and Enumeration)	SM 9221 C (MTF/EC), SM 9221 E (MTF/EC)	x	x	Hexavalent Chromium	EPA 218.6,	x	x
Fecal Streptococci and Enterococci	SM 9230 B	x	x	Hexavalent Chromium	EPA 218.7,	x	
Heterotrophic Bacteria	SM 9215 B	x		Hexavalent Chromium	SM 3500-Cr B		x
Legionella	Legiolert®	x		Inorganic Anions and DBPs	EPA 300.0	x	x
<i>Pseudomonas aeruginosa</i>	Idexx Pseudalart	x		Norganic Anions and DBPs	EPA 300.1	x	
Total Coliform (P/A and Enumeration)	SM 9221A, SM 9221B, SM 9221 C	x	x	Kjeldahl Nitrogen	EPA 351.2		x
Total Coliform, Total Coliform with Chlorine Present	SM 9221 B	x	x	Metals	EPA 200.7, EPA200.8	x	x
Total Coliform/E. coli (P/A and Enumeration, Idexx Colilert, Idexx Colilert 18, Colisure)	SM 9223	x		Nitrosamines	EEA-Agilent 521.1 (GCMS-24250)	x	
Total Microcystins and Nodularins	EPA 546	X		Nitrate/Nitrite Nitrogen	EPA 353.2	x	x
Yeast and Mold	SM 9610	x		Odor	SM2150B	x	
1,2,3-Trichloropropane (TCP) at 5 PPT	CA SRL 524M-TCP	x		Organohalide Pesticides and PCB	EPA 505	x	
1,4-Dioxane	EPA 522	x		Ortho Phosphate	SM 4500P E	x	
2,3,7,8-TCDD	Modified EPA 1613 B	x		Oxyhalides Disinfection Byproducts	EPA 317.0	x	
Acrylamide	+ LCMS 2440)	x		Perchlorate	EPA 331.0	x	
Algal Toxins/Microcystin	+ LCMS 3570	x		Perchlorate (Low and High Levels)	EPA 314.0	x	
Alkalinity	SM 2320B	x	x	Perfluorinated Alkyl Acids	EPA 533, EPA 537, EPA 537.1	x	
Ammonia	EPA 350.1, SM 4500-NH3 H		x	PPCP and EDC	+ LCMS-2443	x	
Asbestos	EPA 100.2	x	x	pH	EPA 150.1 SM 4500-H+ B	x	x
Bicarbonate Alkalinity as HCO3	SM 2330 B	x	x	Phenolics – Low Level	+WC 2493 (EPA 420.2 and EPA 420.4 MOD)	x	x
BOD/CBOD	SM 5210 B		x	Phenylurea Pesticides/Herbicides	+ LCMS-2448	x	
Bromate	+ LCMS- 2447	x		Radium-226, Radium-228	GA Tech (Rad-2374)	x	
Carbonate as CO3	SM 2330 B	x	x	Radon-222	SM 7500RN	x	
Carbonyls	EPA 556	x	x	Residue (Filterable)	SM 2540C	x	x
Chemical Oxygen Demand	EPA 410.4, SM 5220D		x	Residue (Non-Filterable)	SM 2540D		x
Chlorinated Acids	EPA 515.4	x		Residue (Total)	SM 2540B		x
Chlorine Dioxide	Palin Test Chlordio X Plus, SM 4500-CLO2 D	x		Residue (Volatile)	EPA 160.4		x
Chlorine, Free, Combined, Total Residual, Chloramines	SM 4500-Cl G	x		Semi-Volatile Compounds	EPA 525.2	x	
Color	SM2120B	x		Silica	SM 4500-SiO2 C	x	x
Conductivity	EPA 120.1, SM 2510B	x	x	Sulfide	SM 4500-S D		x
Corrosivity (Langelier Index), Carbonate as CO3, Hydroxide as OH Calculated	SM 2330 B	x		Sulfite	SM 4500-SO3 B	x	x
Cyanide (Amenable)	SM 4500-CN G	x	x	Surfactants	SM 5540C	x	x
Cyanide (Free)	SM 4500CN F	x	x	Taste and Odor	SM 6040 E	x	
Cyanide (Total)	EPA 335.4	x	x	Total Organic Carbon	SM 5310 C	x	x
Cyanogen Chloride (Screen)	+ 335 Mod (WC-24467)	x		Total Phenols	EPA 420.1		x
Diquat and Paraquat	EPA 549.2	x		Total Phenols	EPA 420.4	x	x
DBP and HAA	SM 6251 B	x		Triazine Pesticides and their Degradates	+ LCMS-3617	x	
Dissolved Organic Carbon	SM 5310 C	x		Turbidity	EPA 180.1	x	x
Dissolved Oxygen	SM 4500-O G		x	Uranium by ICP/MS	EPA 200.8	x	
EDB/DCBP/TCP	EPA 504.1	x		UV 254 Organic Constituents	SM 5910B	x	
EDB/DBCP and Disinfection Byproducts	EPA 551.1	x		VOCs	EPA 524.2	x	
EDTA and NTA	+ WC-2454	x		VOCs	+ (GCMS 2412) by EPA 524.2 modified	x	
Endothall	EPA 548.1, +(LCMS-2445)	x					
Fluoride	SM 4500F C	x	x				
Glyphosate	EPA 547	x					
Glyphosate and AMPA	+ LCMS-3618	x					
Gross Alpha and Gross Beta	EPA 900.0	x	x				

(*) includes: Bottled Water, Drinking Water and Water as Component of Food & Beverage.

(+) In-House Method

Acknowledgement of Samples Received

Addr: **Honolulu Board of Water Supply**
 630 South Beretania Street
 Public Service Bldg." Room 308
 Honolulu, HI 96843

Attn: Erwin Kawata
 Phone: 808-748-5091

Client ID: HONOLULU
 Folder #: 989097
 Project: RED-HILL
 Sample Group: Red-Hill Expanded List
 (Albuquerque+)
 Project Manager: Debbie L Frank
 Phone: (626) 386-1149
 PO #: C20525101 exp 05312023

The following samples were received from you on **February 23, 2022 at 1434**. They have been scheduled for the tests listed below each sample. If this information is incorrect, please contact your service representative. Thank you for using Eurofins Eaton Analytical, LLC.

Sample #	Sample ID	Sample Date
<u>202202231113</u>	AIEA WELLS PUMP 2 (331-004-WL103)	02/22/2022 1058
	@625BN_Physis C (SUB)Gas Fraction Hydrocarbons TPH 8015 Diesel and Motor Oil	
	TPH 8015 Jet Fuel 5 TPH 8015 Jef Fuel 8	
<u>202202231114</u>	TRAVEL BLANK::AIEA WELLS PUMP 2 (331-004-WL103)	02/22/2022 1058
	(SUB)Gas Fraction Hydrocarbons	

Test Description

@625BN_Physis C -- 625 Base Neutral Extractable in ug/L



Eaton Analytical

INTERNAL CHAIN OF CUSTODY RECORD

EEA Folder Number: 489107

SAMPLE TEMP RECEIVED:

Note: If samples are out of temperature range, let the ASMs know. ASMs will determine whether to proceed with analysis or not.

SAMPLES REC'D DAY OF COLLECTION? Yes / No

IR Gun ID = 401 (Observation = 3.7 °C) (Corr.Factor = -0.2 °C) (Final = 3.5 °C)

TYPE OF ICE: Real Synthetic No Ice CONDITION OF ICE: Frozen Partially Frozen Thawed N/A

METHOD OF SHIPMENT: Pick-Up / Walk-In / FedEx UPS / DHL / Area Fast / Top Line / Other: 776113259872

Compliance Acceptance Criteria:

- 1) Chemistry: >0, ≤6°C, not frozen (NELAP) (if received after 24 hrs of sample collection)
- 2) Microbiology, Distribution: < 10°C, not frozen (can be ≥10°C if received on ice the same day as sample collection, within 8 hours)
- 3) Microbiology, Surface Water: < 10°C (if received after 2 hours of sample collection)

If out of temperature range for both Chemistry and Microbiology samples and temperature does not confirm, then measure the temperature of each quadrant and record each temperature of the quadrants

1 = (Observation = _____ °C) (Corr.Factor = _____ °C) (Final = _____ °C)	2 = (Observation = _____ °C) (Corr.Factor = _____ °C) (Final = _____ °C)
3 = (Observation = _____ °C) (Corr.Factor = _____ °C) (Final = _____ °C)	4 = (Observation = _____ °C) (Corr.Factor = _____ °C) (Final = _____ °C)

- 4 Dioxin (1613 or 2,3,7,8 TCDD): must be between 0-4 °C, not frozen (if received after 24 hrs of sample collection)
- 5) pH Check. Manufacturer: _____ Lot Number: _____ pH strip type: 0 - 14 or _____ Expiration Date: _____ Results: _____
- 6) Chlorine check. Manufacturer: Sansafe. Lot No.: _____ Expiration Date: _____ Results: _____

7) VOA and Radon Headspace: No Samples with Headspace: Samples with Headspace (see below):

Headspace Documentation (use additional VOC and Radon Internal COC for additional bottles)

Exempt from headspace concerns: Methods 515.4, HAA(5251,552), 505, SPME,@CH, 532LCMS, 556, 556, Anatoxin, LCMS methods using 40 ml vials, International clients: None/<6

Samp ID	Bottle #	None/<6	>6mm	Test	Samp ID	Bottle #	None/<6	>6mm	Test

Note Sample IDs which have dissimilar headspace (i.e. potential sampling errors): _____

RECEIVED BY: <u>Chua Boehr</u>	SIGNATURE	PRINT NAME	COMPANY/TITLE	DATE	TIME
<u>Chua Boehr</u>		Chua Boehr	Eurofins Eaton Analytical	2-23-22	1434
SAMPLES CHECKED AGAINST COC BY:	SIGNATURE	PRINT NAME	COMPANY/TITLE	DATE	TIME
			Eurofins Eaton Analytical		

Debbie L Frank is your Eurofins Eaton Analytical, LLC Service Manager

750 Royal Oaks Drive, Suite 100
Monrovia, California 91016-3629
(626) 386-1100 FAX (626) 988-3757

Created Date & Time: 1/10/2022 12:06:27AM

Note: Sampler Please return this paper with your samples

Client ID: HONOLULU
Project Code: RED-HILL Bottle Orders
Group Name: Red-Hill Expanded List (Albuquerque+)
PO#JOB#: C20525101 exp 05312023
Description: AIEA WELLS PUMPS 1&2 (260) - 1

Kit #: 310070
Created By: - [AutoGenerated]
Deliver By: 02/09/2022
STG: Bottle Orders
Ice Type: G
Pre Registered

Ship Sample Kits to
Honolulu Board of Water Supply
630 South Beretania Street
Chemistry Lab
Honolulu, HI 96843
Attn: Ron Ferstemacher
Phone: 808-748-5841
Fax: 808-550-5572

Send Report to
Honolulu Board of Water Supply
630 South Beretania Street
Public Service Bldg. Room 308
Honolulu, HI 96843
Attn: Erwin Kawata
Phone: 808-748-5091
Fax: 808-550-5018

Billing Address
Honolulu Board of Water Supply
630 South Beretania Street
Public Service Bldg. Room 308
Honolulu, HI 96843
Attn: Erwin Kawata
Phone: 808-748-5091
Fax: 808-550-5018

# of Sample Tests	Bottle Qty - Type [preservative information]	Total	UN DOT #
1	TPH 8015 Diesel and Motor Oil_C, TPH 8015 Jet Fuel_5_C, TPH 8015 Jet Fuel B_C	6	
1	8015 Gas_C	3	
1	@504MOD TB C, 8015 Gas_C TB	2	
Sum Tests: 3		Sum Bottles: 11	

Comments

AIEA WELLS PUMPS 1&2 (260) (331-200-TP400)

SAMPLER:
Four 1 LITER AMBER GLASS BOTTLES FOR 625 SERIES AND Six 1 LITER AMBER GLASS BOTTLES FOR TPH 8015 SERIES.

SHIPPING:
Travel Blanks - TBA/MTBE, VOASDWA - Prepare TBs in the VOA LAB.
Label Cooler on TOP and right below both Handles with Site description of contents (use extra Containter Labels)

ASM: Be sure to coordinate Follow-up as needed for any new detections in Field samples.
Acetone - follow-ups need to use EPA 624

Tel: (626) 386-1100
Fax: (866) 988-3757
1 800 566 LABS (1 800 566 5227)

Laboratory Comments

Report: 989097
Project: RED-HILL
Group: Red-Hill Expanded List
(Albuquerque+)

Honolulu Board of Water Supply
Erwin Kawata
630 South Beretania Street
Public Service Bldg." Room 308
Honolulu, HI 96843

Folder Comments

Results for TPH Gas, Diesel, Motor Oil and Jet Fuels are submitted by Emax in Torrance CA
Results for 625 BNA are submitted by Physis Environmental Laboratories, Inc.

Add 625BN for BCEE February monitoring start, per Erwin Kawata.



Eaton Analytical

Tel: (626) 386-1100
Fax: (866) 988-3757
1 800 566 LABS (1 800 566 5227)

Laboratory Hits

Report: 989097
Project: RED-HILL
Group: Red-Hill Expanded List
(Albuquerque+)

Honolulu Board of Water Supply
Erwin Kawata
630 South Beretania Street
Public Service Bldg." Room 308
Honolulu, HI 96843

Samples Received on:
02/23/2022 1434

Analyzed	Analyte	Sample ID	Result	HI Limit	Units	MRL
----------	---------	-----------	--------	----------	-------	-----

Tel: (626) 386-1100
 Fax: (866) 988-3757
 1 800 566 LABS (1 800 566 5227)

Report: 989097
Project: RED-HILL
Group: Red-Hill Expanded List
 (Albuquerque+)

Honolulu Board of Water Supply
 Erwin Kawata
 630 South Beretania Street
 Public Service Bldg.” Room 308
 Honolulu, HI 96843

Samples Received on:
 02/23/2022 1434

Prepped	Analyzed	Prep Batch	Analytical Batch	Method	Analyte	Result	Units	MRL	Dilution
<u>AIEA WELLS PUMP 2 (331-004-WL103) (202202231113)</u>						Sampled on 02/22/2022 1058			
SW 8015B - (SUB)Gas Fraction Hydrocarbons									
02/24/22	02/24/22 22:59			(SW 8015B)	(SUB)Gas Fraction Hydrocarbons	ND	mg/L	0.02	1
SW 8015B - TPH 8015 Diesel and Motor Oil									
02/24/22	02/25/22 19:45			(SW 8015B)	TPH Diesel	ND	mg/L	0.025	1
02/24/22	02/25/22 19:45			(SW 8015B)	TPH Motor Oil	ND	mg/L	0.05	1
EPA 8015 - Jet Fuel 5 C8-C18									
02/24/22	02/25/22 19:45			(EPA 8015)	Jet Fuel 5	ND	mg/L	0.05	1
EPA 8015 - Jet Fuel 8 C8-C18									
	02/25/22 19:45			(EPA 8015)	Jet Fuel 8	ND	mg/L	0.05	1
EPA 625 - 625 Base Neutral Extractable in ug/L									
02/24/22	03/17/22 00:00			(EPA 625)	2-Chloronaphthalene	ND	ug/L	0.1	1
02/24/22	03/17/22 00:00			(EPA 625)	2-Nitroaniline	ND	ug/L	0.1	1
02/24/22	03/17/22 00:00			(EPA 625)	3-Nitroaniline	ND	ug/L	0.1	1
02/24/22	03/17/22 00:00			(EPA 625)	4-Bromophenylphenyl Ether	ND	ug/L	0.1	1
02/24/22	03/17/22 00:00			(EPA 625)	4-Chlorophenylphenyl Ether	ND	ug/L	0.1	1
02/24/22	03/17/22 00:00			(EPA 625)	4-Nitroaniline	ND	ug/L	0.1	1
02/24/22	03/17/22 00:00			(EPA 625)	Aniline	ND	ug/L	0.1	1
02/24/22	03/17/22 00:00			(EPA 625)	Benzidine	ND	ug/L	0.1	1
02/24/22	03/17/22 00:00			(EPA 625)	bis(2-Chloroethoxy)methane	ND	ug/L	0.1	1
02/24/22	03/17/22 00:00			(EPA 625)	bis(2-Chloroethyl)ether	ND	ug/L	0.1	1
02/24/22	03/17/22 00:00			(EPA 625)	bis(2-Chloroisopropyl) ether	ND	ug/L	0.1	1
02/24/22	03/17/22 00:00			(EPA 625)	Dibenzofuran	ND	ug/L	0.1	1
02/24/22	03/17/22 00:00			(EPA 625)	Disalicylidenepropanediamine	ND	ug/L	0.1	1
02/24/22	03/17/22 00:00			(EPA 625)	Hexachloroethane	ND	ug/L	0.1	1
02/24/22	03/17/22 00:00			(EPA 625)	Nitrobenzene	ND	ug/L	0.1	1
02/24/22	03/17/22 00:00			(EPA 625)	N-Nitrosodi-N-propylamine	ND	ug/L	0.1	1
02/24/22	03/17/22 00:00			(EPA 625)	N-Nitrosodiphenylamine	ND	ug/L	0.1	1
02/24/22	03/17/22 00:00			(EPA 625)	p-Chloroaniline	ND	ug/L	0.1	1
<u>TRAVEL BLANK::AIEA WELLS PUMP 2 (331-004-WL103) (202202231114)</u>						Sampled on 02/22/2022 1058			
SW 8015B - (SUB)Gas Fraction Hydrocarbons									
02/24/22	02/24/22 23:35			(SW 8015B)	(SUB)Gas Fraction Hydrocarbons	ND	mg/L	0.02	1

Rounding on totals after summation.
 (c) - indicates calculated results. Analysis is a calculated result. Reported results are not rounded until the final step before reporting. Therefore methods that use a test result with further calculation may have slight differences in final result than the component analyses.

April 13, 2022

Debbie Frank
 Eurofins Eaton Analytical
 750 Royal Oaks Drive
 Suite 100
 Monrovia, CA 91016-

Project Name: Folder # 989097 Job # 1000014
 Physis Project ID: 1407003-223

Dear Debbie,


Enclosed are the analytical results for the sample submitted to PHYSIS Environmental Laboratories, Inc. (PHYSIS) on 2/24/2022. A total of 1 sample was received for analysis in accordance with the attached chain of custody (COC). Per the COC, the sample was analyzed for:

Organics
Polynuclear Aromatic Hydrocarbons by EPA 625.1
Disalicylidenepropanediamine by EPA 625.1
Dibenzo [a,l] Pyrene w/ PAHs by EPA 625.1
Base/Neutral Extractable Compounds by EPA 625.1
Acid Extractable Compounds w/ PAHs by EPA 625.1
6-tert-Butyl-2,4-dimethylphenol by EPA 625.1
2,6-Di-tert-butylphenol by EPA 625.1
2,6-Di-tert-butyl-4-methylphenol by EPA 625.1
p-tert-Butylphenol by EPA 625.1

Analytical results in this report apply only to samples submitted to PHYSIS in accordance with the COC and are intended to be considered in their entirety.

Please feel free to contact me at any time with any questions. PHYSIS appreciates the opportunity to provide you with our analytical and support services.

Regards,


 Misty Mercier
 714 602-5320
 Extension 202
 mistymercier@physislabs.com

PROJECT SAMPLE LIST

Eurofins Eaton Analytical

PHYSIS Project ID: 1407003-223

Folder # 989097 Job # 1000014

Total Samples: 1

PHYSIS ID	Sample ID	Description	Date	Time	Matrix	Sample Type
95436	202202231113	AIEA WELLS PUMP 2 (331-004-WL 103)	2/22/2022	10:58	Samplewater	Not Specified

ABBREVIATIONS and ACRONYMS

QM	Quality Manual
QA	Quality Assurance
QC	Quality Control
MDL	method detection limit
RL	reporting limit
R1	project sample
R2	project sample replicate
MS1	matrix spike
MS2	matrix spike replicate
B1	procedural blank
B2	procedural blank replicate
BS1	blank spike
BS2	blank spike replicate
LCS1	laboratory control spike
LCS2	laboratory control spike replicate
LCM1	laboratory control material
LCM2	laboratory control material replicate
CRM1	certified reference material
CRM2	certified reference material replicate
RPD	relative percent difference
LMW	low molecular weight
HMW	high molecular weight

QUALITY ASSURANCE SUMMARY

LABORATORY BATCH: Physis' QM defines a laboratory batch as a group of 20 or fewer project samples of similar matrix, processed together under the same conditions and with the same reagents. QC samples are associated with each batch and were used to assess the validity of the sample analyses.

PROCEDURAL BLANK: Laboratory contamination introduced during method use is assessed through the preparation and analysis of procedural blanks is provided at a minimum frequency of one per batch.

ACCURACY: Accuracy of analytical measurements is the degree of closeness based on percent recovery calculations between measured values and the actual or true value and includes a combination of reproducibility error and systematic bias due to sampling and analytical operations. Accuracy of the project data was indicated by analysis of MS, BS, LCS, LCM, CRM, and/or surrogate spikes on a minimum frequency of one per batch. Physis' QM requires that 95% of the target compounds greater than 10 times the MDL be within the specified acceptance limits.

PRECISION: Precision is the agreement among a set of replicate measurements without assumption of knowledge of the true value and is based on RPD calculations between repeated values. Precision of the project data was determined by analysis of replicate MS₁/MS₂, BS₁/BS₂, LCS₁/LCS₂, LCM₁/LCM₂, CRM₁/CRM₂, surrogate spikes and/or replicate project sample analysis (R₁/R₂) on a minimum frequency of one per batch. Physis' QM requires that for 95% of the compounds greater than 10 times the MDL, the percent RPD should be within the specified acceptance range.

BLANK SPIKES: BS is the introduction of a known concentration of analyte into the procedural blank. BS demonstrates performance of the preparation and analytical methods on a clean matrix void of potential matrix related interferences. The BS is performed in laboratory deionized water, making these recoveries a better indicator of the efficiency of the laboratory method per se.

MATRIX SPIKES: MS is the introduction of a known concentration of analyte into a sample. MS samples demonstrate the effect a particular project sample matrix has on the accuracy of a measurement. Individually, MS samples also indicate the bias of analytical measurements due to chemical interferences inherent in the in the specific project sample spiked. Intrinsic target analyte concentration in the specific project sample can also significantly impact MS recovery.

CERTIFIED REFERENCE MATERIALS: CRMs are materials of various matrices for which analytical information has been determined and certified by a recognized authority. These are used to provide a quantitative assessment of the accuracy of an analytical method. CRMs provide evidence that the laboratory preparation and analysis produces results that are comparable to those obtained by an independent organization.

LABORATORY CONTROL MATERIAL: LCM is provided because a suitable natural seawater CRM is not available and can be used to indicate accuracy of the method. Physis' internal LCM is seawater collected at ~800 meters in the Southern California San Pedro Basin and can be used as a reference for background concentrations in clean, natural seawater for comparison to project samples.

LABORATORY CONTROL SPIKES: LCS is the introduction of a known concentration of analyte into Physis' LCM. LCS samples were employed to assess the effect the seawater matrix has on the accuracy of a measurement. LCS also indicate the bias of this method due to chemical interferences inherent in the in the seawater matrix. Intrinsic LCM concentration can also significantly impact LCS recovery.

SURROGATES: A surrogate is a pure analyte unlikely to be found in any project sample, behaves similarly to

the target analyte and most often used with organic analytical procedures. Surrogates are added in known concentration to all samples and are measured to indicate overall efficiency of the method including processing and analyses.

HOLDING TIME: Method recommended holding times are the length of time a project sample can be stored under specific conditions after collection and prior to analysis without significantly affecting the analyte's concentration. Holding times can be extended if preservation techniques are employed to reduce biodegradation, volatilization, oxidation, sorption, precipitation, and other physical and chemical processes.

SAMPLE STORAGE/RETENTION: In order to maintain chemical integrity prior to analysis, all samples submitted to Physis are refrigerated (liquids) or frozen (solids) upon receipt unless otherwise recommended by applicable methods. Solid samples are retained for 1 year from collection while liquid samples are retained until method recommended holding times elapse.

TOTAL/DISSOLVED FRACTION: In some instances, the results for the dissolved fraction may be higher than the total fraction for a particular analyte (e.g. trace metals). This is typically caused by the analytical variation for each result and indicates that the target analyte is primarily in the dissolved phase, within the sample.

PHYSIS QUALIFIER CODES

CODE	DEFINITION
#	see Case Narrative
ND	analyte not detected at or above the MDL
B	analyte was detected in the procedural blank greater than 10 times the MDL
E	analyte concentration exceeds the upper limit of the linear calibration range, reported value is estimated
H	sample received and/or analyzed past the recommended holding time
J	analyte was detected at a concentration below the RL and above the MDL, reported value is estimated
N	insufficient sample, analysis could not be performed
M	analyte was outside the specified accuracy and/or precision acceptance limits due to matrix interference. The associated B/BS were within limits, therefore the sample data was reported without further clarification
SH	analyte concentration in the project sample exceeded the spike concentration, therefore accuracy and/or precision acceptance limits do not apply
SL	analyte results were lower than 10 times the MDL, therefore accuracy and/or precision acceptance limits do not apply
NH	project sample was heterogeneous and sample homogeneity could not be readily achieved using routine laboratory practices, therefore accuracy and/or precision acceptance limits do not apply
Q	analyte was outside the specified QAPP acceptance limits for precision and/or accuracy but within Physis derived acceptance limits, therefore the sample data was reported without further clarification
R	Physis' QM allows for 5% of the target compounds greater than 10 times the MDL to be outside the specified acceptance limits for precision and/or accuracy. This is often due to random error and does not indicate any significant problems with the analysis of these project samples

CASE NARRATIVE

QUALIFIER NOTES

In addition to the use of analyte specific Physis Qualifier Codes where applicable, the following were also noted.

ND

MDL is listed due to report format restrictions; it is not used in reporting. Analytical results reported are ND at the RL.

ANALYTICAL REPORT

TERRA

AURA

ENVIRONMENTAL LABORATORIES, INC.

Innovative Solutions for Nature

Acid Extractable Compounds

ANALYTE	Method	Units	RESULT	DF	MDL	RL	Fraction	QA CODE	Batch ID	Date Processed	Date Analyzed
Sample ID: 95436-R1 202202231113 AIEA WELLS PUMP 2 Matrix: Samplewater											
2,4,5-Trichlorophenol	EPA 625.1	µg/L	ND	1	0.05	0.1	Total	O-35086	22-Feb-22 10:58	24-Feb-22	24-Feb-22
2,4,6-Trichlorophenol	EPA 625.1	µg/L	ND	1	0.05	0.1	Total	O-35086	O-35086	24-Feb-22	17-Mar-22
2,4-Dichlorophenol	EPA 625.1	µg/L	ND	1	0.05	0.1	Total	O-35086	O-35086	24-Feb-22	17-Mar-22
2,4-Dinitrophenol	EPA 625.1	µg/L	ND	1	0.1	0.2	Total	O-35086	O-35086	24-Feb-22	17-Mar-22
2,6-Dichlorophenol	EPA 625.1	µg/L	ND	1	0.05	0.1	Total	O-35086	O-35086	24-Feb-22	17-Mar-22
2,6-Di-tert-butyl-4-methylphenol	EPA 625.1	µg/L	ND	1	0.05	0.1	Total	O-35086	O-35086	24-Feb-22	17-Mar-22
2,6-Di-tert-butylphenol	EPA 625.1	µg/L	ND	1	0.05	0.1	Total	O-35086	O-35086	24-Feb-22	17-Mar-22
2-Chlorophenol	EPA 625.1	µg/L	ND	1	0.05	0.1	Total	O-35086	O-35086	24-Feb-22	17-Mar-22
2-Methyl-4,6-dinitrophenol	EPA 625.1	µg/L	ND	1	0.1	0.2	Total	O-35086	O-35086	24-Feb-22	17-Mar-22
2-Methylphenol	EPA 625.1	µg/L	ND	1	0.1	0.2	Total	O-35086	O-35086	24-Feb-22	17-Mar-22
2-Nitrophenol	EPA 625.1	µg/L	ND	1	0.1	0.2	Total	O-35086	O-35086	24-Feb-22	17-Mar-22
3+4-Methylphenol	EPA 625.1	µg/L	ND	1	0.1	0.2	Total	O-35086	O-35086	24-Feb-22	17-Mar-22
4-Chloro-3-methylphenol	EPA 625.1	µg/L	ND	1	0.1	0.2	Total	O-35086	O-35086	24-Feb-22	17-Mar-22
4-Nitrophenol	EPA 625.1	µg/L	ND	1	0.1	0.2	Total	O-35086	O-35086	24-Feb-22	17-Mar-22
6-tert-butyl-2,4-dimethylphenol	EPA 625.1	µg/L	ND	1	0.05	0.1	Total	O-35086	O-35086	24-Feb-22	17-Mar-22
Benzoic Acid	EPA 625.1	µg/L	ND	1	0.1	0.2	Total	O-35086	O-35086	24-Feb-22	17-Mar-22
Benzyl Alcohol	EPA 625.1	µg/L	ND	1	0.1	0.2	Total	O-35086	O-35086	24-Feb-22	17-Mar-22
Pentachlorophenol	EPA 625.1	µg/L	ND	1	0.05	0.1	Total	O-35086	O-35086	24-Feb-22	17-Mar-22
Phenol	EPA 625.1	µg/L	ND	1	0.1	0.2	Total	O-35086	O-35086	24-Feb-22	17-Mar-22
p-tert-Butylphenol	EPA 625.1	µg/L	ND	1	0.05	0.1	Total	O-35086	O-35086	24-Feb-22	17-Mar-22



PHYSIS Project ID: 1407003-223
 Client: Eurofins Eaton Analytical
 Project: Folder # 989097 Job # 1000014

Base/Neutral Extractable Compounds

ANALYTE	Method	Units	RESULT	DF	MDL	RL	Fraction	QA CODE	Batch ID	Date Processed	Date Analyzed
Sample ID: 95436-R1 202202231113 AIEA WELLS PUMP 2 Matrix: Samplewater											
2-Chloronaphthalene	EPA 625.1	µg/L	ND	1	0.05	0.1	Total	O-35086	O-35086	24-Feb-22	24-Feb-22
2-Nitroaniline	EPA 625.1	µg/L	ND	1	0.05	0.1	Total	O-35086	O-35086	24-Feb-22	17-Mar-22
3-Nitroaniline	EPA 625.1	µg/L	ND	1	0.05	0.1	Total	O-35086	O-35086	24-Feb-22	17-Mar-22
4-Bromophenylphenyl ether	EPA 625.1	µg/L	ND	1	0.05	0.1	Total	O-35086	O-35086	24-Feb-22	17-Mar-22
4-Chloroaniline	EPA 625.1	µg/L	ND	1	0.05	0.1	Total	O-35086	O-35086	24-Feb-22	17-Mar-22
4-Chlorophenylphenyl ether	EPA 625.1	µg/L	ND	1	0.05	0.1	Total	O-35086	O-35086	24-Feb-22	17-Mar-22
4-Nitroaniline	EPA 625.1	µg/L	ND	1	0.05	0.1	Total	O-35086	O-35086	24-Feb-22	17-Mar-22
Aniline	EPA 625.1	µg/L	ND	1	0.05	0.1	Total	O-35086	O-35086	24-Feb-22	17-Mar-22
Benzidine	EPA 625.1	µg/L	ND	1	0.05	0.1	Total	O-35086	O-35086	24-Feb-22	17-Mar-22
Bis(2-Chloroethoxy) methane	EPA 625.1	µg/L	ND	1	0.05	0.1	Total	O-35086	O-35086	24-Feb-22	17-Mar-22
Bis(2-Chloroethyl) ether	EPA 625.1	µg/L	ND	1	0.05	0.1	Total	O-35086	O-35086	24-Feb-22	17-Mar-22
Bis(2-Chloroisopropyl) ether	EPA 625.1	µg/L	ND	1	0.05	0.1	Total	O-35086	O-35086	24-Feb-22	17-Mar-22
Dibenzofuran	EPA 625.1	µg/L	ND	1	0.05	0.1	Total	O-35086	O-35086	24-Feb-22	17-Mar-22
Disalicylidenepropanediamine	EPA 625.1	µg/L	ND	1	0.05	0.1	Total	O-35086	O-35086	24-Feb-22	17-Mar-22
Hexachloroethane	EPA 625.1	µg/L	ND	1	0.05	0.1	Total	O-35086	O-35086	24-Feb-22	17-Mar-22
Nitrobenzene	EPA 625.1	µg/L	ND	1	0.05	0.1	Total	O-35086	O-35086	24-Feb-22	17-Mar-22
N-Nitrosodi-n-propylamine	EPA 625.1	µg/L	ND	1	0.05	0.1	Total	O-35086	O-35086	24-Feb-22	17-Mar-22
N-Nitrosodiphenylamine	EPA 625.1	µg/L	ND	1	0.05	0.1	Total	O-35086	O-35086	24-Feb-22	17-Mar-22

Polynuclear Aromatic Hydrocarbons

ANALYTE	Method	Units	RESULT	DF	MDL	RL	Fraction	QA CODE	Batch ID	Date Processed	Date Analyzed
Fluoranthene	EPA 625.1	µg/L	ND	1	0.001	0.005	Total	O-35086	O-35086	24-Feb-22	17-Mar-22
Fluorene	EPA 625.1	µg/L	ND	1	0.001	0.005	Total	O-35086	O-35086	24-Feb-22	17-Mar-22
Indeno[1,2,3-cd]pyrene	EPA 625.1	µg/L	ND	1	0.001	0.005	Total	O-35086	O-35086	24-Feb-22	17-Mar-22
Naphthalene	EPA 625.1	µg/L	ND	1	0.001	0.005	Total	O-35086	O-35086	24-Feb-22	17-Mar-22
Perylene	EPA 625.1	µg/L	ND	1	0.001	0.005	Total	O-35086	O-35086	24-Feb-22	17-Mar-22
Phenanthrene	EPA 625.1	µg/L	ND	1	0.001	0.005	Total	O-35086	O-35086	24-Feb-22	17-Mar-22
Pyrene	EPA 625.1	µg/L	ND	1	0.001	0.005	Total	O-35086	O-35086	24-Feb-22	17-Mar-22

QUALITY CONTROL REPORT

TERRA

AURA

ENVIRONMENTAL LABORATORIES, INC.

Innovative Solutions for Nature

Acid Extractable Compounds

QUALITY CONTROL REPORT

ANALYTE	FRACTION	RESULT	DF	MDL	RL	UNITS	SPIKE LEVEL	SOURCE RESULT	ACCURACY %	PRECISION %	QA CODEC
Matrix: BlankMatrix											
Sample ID: 95435-B1											
Method: EPA 625.1											
Batch ID: O-35086											
Prepared: 24-Feb-22											
Received: 16-Mar-22											
QAQC Procedural Blank											
2,4,5-Trichlorophenol	Total	ND	1	0.05	0.1	µg/L					
2,4,6-Trichlorophenol	Total	ND	1	0.05	0.1	µg/L					
2,4-Dichlorophenol	Total	ND	1	0.05	0.1	µg/L					
2,4-Dinitrophenol	Total	ND	1	0.1	0.2	µg/L					
2,6-Dichlorophenol	Total	ND	1	0.05	0.1	µg/L					
2,6-Di-tert-butyl-4-methylphe	Total	ND	1	0.05	0.1	µg/L					
2,6-Di-tert-butylphenol	Total	ND	1	0.05	0.1	µg/L					
2-Chlorophenol	Total	ND	1	0.05	0.1	µg/L					
2-Methyl-4,6-dinitrophenol	Total	ND	1	0.1	0.2	µg/L					
2-Methylphenol	Total	ND	1	0.1	0.2	µg/L					
2-Nitrophenol	Total	ND	1	0.1	0.2	µg/L					
3+4-Methylphenol	Total	ND	1	0.1	0.2	µg/L					
4-Chloro-3-methylphenol	Total	ND	1	0.1	0.2	µg/L					
4-Nitrophenol	Total	ND	1	0.1	0.2	µg/L					
6-tert-butyl-2,4-dimethylphen	Total	ND	1	0.05	0.1	µg/L					
Benzoic Acid	Total	ND	1	0.1	0.2	µg/L					
Benzyl Alcohol	Total	ND	1	0.1	0.2	µg/L					
Pentachlorophenol	Total	ND	1	0.05	0.1	µg/L					
Phenol	Total	ND	1	0.1	0.2	µg/L					
p-tert-Butylphenol	Total	ND	1	0.05	0.1	µg/L					

Acid Extractable Compounds

QUALITY CONTROL REPORT

ANALYTE	FRACTION	RESULT	DF	MDL	RL	UNITS	SPIKE LEVEL	SOURCE RESULT	ACCURACY LIMITS	PRECISION %	QA CODEC
Sample ID: 95435-BS1 QAQC Procedural Blank Matrix: BlankMatrix Sampled: Received:											
Method: EPA 625.1 Batch ID: O-35086 Prepared: 24-Feb-22 Analyzed: 16-Mar-22											
2,4,5-Trichlorophenol	Total	0.652	1	0.05	0.1	µg/L	1	0	65	57 - 116%	PASS
2,4,6-Trichlorophenol	Total	0.656	1	0.05	0.1	µg/L	1	0	66	56 - 118%	PASS
2,4-Dichlorophenol	Total	0.564	1	0.05	0.1	µg/L	1	0	56	51 - 117%	PASS
2,4-Dinitrophenol	Total	1.05	1	0.1	0.2	µg/L	1	0	105	0 - 152%	PASS
2,6-Dichlorophenol	Total	0.228	1	0.05	0.1	µg/L	0.5	0	46	30 - 130%	PASS
2,6-Di-tert-butyl-4-methylphe	Total	0.746	1	0.05	0.1	µg/L	1	0	75	50 - 150%	PASS
2,6-Di-tert-butylphenol	Total	0.857	1	0.05	0.1	µg/L	1	0	86	50 - 150%	PASS
2-Chlorophenol	Total	0.463	1	0.05	0.1	µg/L	1	0	46	41 - 110%	PASS
2-Methyl-4,6-dinitrophenol	Total	1.36	1	0.1	0.2	µg/L	1	0	136	0 - 141%	PASS
2-Methylphenol	Total	0.471	1	0.1	0.2	µg/L	1	0	47	40 - 117%	PASS
2-Nitrophenol	Total	0.635	1	0.1	0.2	µg/L	1	0	63	40 - 117%	PASS
3+4-Methylphenol	Total	0.42	1	0.1	0.2	µg/L	1	0	42	0 - 130%	PASS
4-Chloro-3-methylphenol	Total	0.557	1	0.1	0.2	µg/L	1	0	56	51 - 128%	PASS
4-Nitrophenol	Total	0.737	1	0.1	0.2	µg/L	1	0	74	10 - 164%	PASS
6-tert-butyl-2,4-dimethylphen	Total	0.763	1	0.05	0.1	µg/L	1	0	76	50 - 150%	PASS
Benzoic Acid	Total	0.65	1	0.1	0.2	µg/L	1	0	65	2 - 145%	PASS
Benzyl Alcohol	Total	0.485	1	0.1	0.2	µg/L	1	0	49	43 - 148%	PASS
Pentachlorophenol	Total	0.768	1	0.05	0.1	µg/L	1	0	77	36 - 111%	PASS
Phenol	Total	0.364	1	0.1	0.2	µg/L	1	0	36	29 - 114%	PASS
p-tert-Butylphenol	Total	0.535	1	0.05	0.1	µg/L	1	0	54	50 - 150%	PASS

Acid Extractable Compounds

QUALITY CONTROL REPORT

ANALYTE	FRACTION	RESULT	DF	MDL	RL	UNITS	SPIKE LEVEL	SOURCE RESULT	ACCURACY %	PRECISION %	QA CODEC	LIMITS		
												RECEIVED	SAMPLED	
Sample ID: 95435-BS2													Matrix: BlankMatrix	
QAQC Procedural Blank													Received:	
Method: EPA 625.1													Prepared: 24-Feb-22	
Batch ID: O-35086													Analyzed: 17-Mar-22	
2,4,5-Trichlorophenol	Total	0.629	1	0.05	0.1	µg/L	1	0	63	57 - 116%	PASS	3	30	PASS
2,4,6-Trichlorophenol	Total	0.623	1	0.05	0.1	µg/L	1	0	62	56 - 118%	PASS	6	30	PASS
2,4-Dichlorophenol	Total	0.539	1	0.05	0.1	µg/L	1	0	54	51 - 117%	PASS	4	30	PASS
2,4-Dinitrophenol	Total	0.978	1	0.1	0.2	µg/L	1	0	98	0 - 152%	PASS	7	30	PASS
2,6-Dichlorophenol	Total	0.217	1	0.05	0.1	µg/L	0.5	0	43	30 - 130%	PASS	7	30	PASS
2,6-Di-tert-butyl-4-methylphe	Total	0.736	1	0.05	0.1	µg/L	1	0	74	50 - 150%	PASS	1	30	PASS
2,6-Di-tert-butylphenol	Total	0.849	1	0.05	0.1	µg/L	1	0	85	50 - 150%	PASS	1	30	PASS
2-Chlorophenol	Total	0.439	1	0.05	0.1	µg/L	1	0	44	41 - 110%	PASS	4	30	PASS
2-Methyl-4,6-dinitrophenol	Total	1.35	1	0.1	0.2	µg/L	1	0	135	0 - 141%	PASS	1	30	PASS
2-Methylphenol	Total	0.447	1	0.1	0.2	µg/L	1	0	45	40 - 117%	PASS	4	30	PASS
2-Nitrophenol	Total	0.595	1	0.1	0.2	µg/L	1	0	60	40 - 117%	PASS	6	30	PASS
3+4-Methylphenol	Total	0.394	1	0.1	0.2	µg/L	1	0	39	0 - 130%	PASS	7	30	PASS
4-Chloro-3-methylphenol	Total	0.533	1	0.1	0.2	µg/L	1	0	53	51 - 128%	PASS	6	30	PASS
4-Nitrophenol	Total	0.716	1	0.1	0.2	µg/L	1	0	72	10 - 164%	PASS	3	30	PASS
6-tert-butyl-2,4-dimethylphen	Total	0.752	1	0.05	0.1	µg/L	1	0	75	50 - 150%	PASS	1	30	PASS
Benzoic Acid	Total	0.616	1	0.1	0.2	µg/L	1	0	62	2 - 145%	PASS	5	30	PASS
Benzyl Alcohol	Total	0.46	1	0.1	0.2	µg/L	1	0	46	43 - 148%	PASS	4	30	PASS
Pentachlorophenol	Total	0.765	1	0.05	0.1	µg/L	1	0	76	36 - 111%	PASS	1	30	PASS
Phenol	Total	0.34	1	0.1	0.2	µg/L	1	0	34	29 - 114%	PASS	6	30	PASS
p-tert-Butylphenol	Total	0.524	1	0.05	0.1	µg/L	1	0	52	50 - 150%	PASS	4	30	PASS

Base/Neutral Extractable Compounds

QUALITY CONTROL REPORT

ANALYTE	FRACTION	RESULT	DF	MDL	RL	UNITS	SPIKE LEVEL	SOURCE RESULT	ACCURACY %	PRECISION %	QA CODEC
Sample ID: 95435-B1		QAQC Procedural Blank		Matrix: BlankMatrix		Sampled:	Received:				
		Method: EPA 625.1		Batch ID: O-35086		Prepared: 24-Feb-22	Analyzed: 16-Mar-22				
2-Chloronaphthalene	Total	ND	1	0.05	0.1	µg/L					
2-Nitroaniline	Total	ND	1	0.05	0.1	µg/L					
3-Nitroaniline	Total	ND	1	0.05	0.1	µg/L					
4-Bromophenyl ether	Total	ND	1	0.05	0.1	µg/L					
4-Chloroaniline	Total	ND	1	0.05	0.1	µg/L					
4-Chlorophenyl ether	Total	ND	1	0.05	0.1	µg/L					
4-Nitroaniline	Total	ND	1	0.05	0.1	µg/L					
Aniline	Total	ND	1	0.05	0.1	µg/L					
Benzidine	Total	ND	1	0.05	0.1	µg/L					
Bis(2-Chloroethoxy) methane	Total	ND	1	0.05	0.1	µg/L					
Bis(2-Chloroethyl) ether	Total	ND	1	0.05	0.1	µg/L					
Bis(2-Chloroisopropyl) ether	Total	ND	1	0.05	0.1	µg/L					
Dibenzofuran	Total	ND	1	0.05	0.1	µg/L					
Disalicylidenepropanediamin	Total	ND	1	0.05	0.1	µg/L					
Hexachloroethane	Total	ND	1	0.05	0.1	µg/L					
Nitrobenzene	Total	ND	1	0.05	0.1	µg/L					
N-Nitrosodi-n-propylamine	Total	ND	1	0.05	0.1	µg/L					
N-Nitrosodiphenylamine	Total	ND	1	0.05	0.1	µg/L					

Base/Neutral Extractable Compounds

QUALITY CONTROL REPORT

ANALYTE	FRACTION	RESULT	DF	MDL	RL	UNITS	Spike Level	SOURCE	ACCURACY	PRECISION	QA CODEC	LIMITS	
												%	LIMITS
Sample ID: 95435-BS1 QAQC Procedural Blank Matrix: BlankMatrix Sampled: Received:													
Method: EPA 625.1 Batch ID: O-35086 Prepared: 24-Feb-22 Analyzed: 16-Mar-22													
2-Chloronaphthalene	Total	0.59	1	0.05	0.1	µg/L	1	0	59	53 - 130%	PASS		
2-Nitroaniline	Total	0.687	1	0.05	0.1	µg/L	1	0	69	69 - 114%	PASS		
3-Nitroaniline	Total	0.628	1	0.05	0.1	µg/L	1	0	63	23 - 137%	PASS		
4-Bromophenylphenyl ether	Total	0.628	1	0.05	0.1	µg/L	1	0	63	61 - 132%	PASS		
4-Chloroaniline	Total	0.533	1	0.05	0.1	µg/L	1	0	53	50 - 150%	PASS		
4-Chlorophenylphenyl ether	Total	0.422	1	0.05	0.1	µg/L	0.5	0	84	63 - 130%	PASS		
4-Nitroaniline	Total	0.903	1	0.05	0.1	µg/L	1	0	90	10 - 159%	PASS		
Aniline	Total	0.381	1	0.05	0.1	µg/L	0.5	0	76	50 - 150%	PASS		
Benzidine	Total	0.737	1	0.05	0.1	µg/L	1	0	74	0 - 125%	PASS		
Bis(2-Chloroethoxy) methane	Total	0.725	1	0.05	0.1	µg/L	1	0	73	66 - 122%	PASS		
Bis(2-Chloroethyl) ether	Total	0.481	1	0.05	0.1	µg/L	1	0	48	43 - 127%	PASS		
Bis(2-Chloroisopropyl) ether	Total	0.58	1	0.05	0.1	µg/L	1	0	58	49 - 128%	PASS		
Dibenzofuran	Total	0.406	1	0.05	0.1	µg/L	0.5	0	81	50 - 150%	PASS		
Disalicylidenepropanediamin	Total	0.443	1	0.05	0.1	µg/L	0.5	0	89	50 - 150%	PASS		
Hexachloroethane	Total	0.884	1	0.05	0.1	µg/L	1	0	88	27 - 130%	PASS		
Nitrobenzene	Total	0.579	1	0.05	0.1	µg/L	1	0	58	54 - 111%	PASS		
N-Nitrosodi-n-propylamine	Total	0.633	1	0.05	0.1	µg/L	1	0	63	61 - 152%	PASS		
N-Nitrosodiphenylamine	Total	0.596	1	0.05	0.1	µg/L	1	0	60	49 - 142%	PASS		

Base/Neutral Extractable Compounds

QUALITY CONTROL REPORT

ANALYTE	FRACTION	RESULT	DF	MDL	RL	UNITS	Spike Level	SOURCE	ACCURACY		PRECISION		QA CODEC
									RESULT	%	LIMITS	%	
Sample ID: 95435-BS2 QAQC Procedural Blank Matrix: BlankMatrix Sampled: Received: Method: EPA 625.1 Batch ID: O-35086 Prepared: 24-Feb-22 Analyzed: 17-Mar-22													
2-Chloronaphthalene	Total	0.572	1	0.05	0.1	µg/L	1	0	57	53 - 130%	PASS	3	30 PASS
2-Nitroaniline	Total	0.768	1	0.05	0.1	µg/L	1	0	77	69 - 114%	PASS	11	30 PASS
3-Nitroaniline	Total	0.684	1	0.05	0.1	µg/L	1	0	68	23 - 137%	PASS	8	30 PASS
4-Bromophenylphenyl ether	Total	0.605	1	0.05	0.1	µg/L	1	0	61	61 - 132%	PASS	5	30 PASS
4-Chloroaniline	Total	0.513	1	0.05	0.1	µg/L	1	0	51	50 - 150%	PASS	4	30 PASS
4-Chlorophenylphenyl ether	Total	0.407	1	0.05	0.1	µg/L	0.5	0	81	63 - 130%	PASS	4	30 PASS
4-Nitroaniline	Total	1.11	1	0.05	0.1	µg/L	1	0	111	10 - 159%	PASS	21	30 PASS
Aniline	Total	0.381	1	0.05	0.1	µg/L	0.5	0	76	50 - 150%	PASS	0	30 PASS
Benzidine	Total	0.764	1	0.05	0.1	µg/L	1	0	76	0 - 125%	PASS	3	30 PASS
Bis(2-Chloroethoxy) methane	Total	0.703	1	0.05	0.1	µg/L	1	0	70	66 - 122%	PASS	3	30 PASS
Bis(2-Chloroethyl) ether	Total	0.481	1	0.05	0.1	µg/L	1	0	48	43 - 127%	PASS	0	30 PASS
Bis(2-Chloroisopropyl) ether	Total	0.555	1	0.05	0.1	µg/L	1	0	56	49 - 128%	PASS	4	30 PASS
Dibenzofuran	Total	0.389	1	0.05	0.1	µg/L	0.5	0	78	50 - 150%	PASS	4	30 PASS
Disalicylidenepropanediamin	Total	0.437	1	0.05	0.1	µg/L	0.5	0	87	50 - 150%	PASS	2	30 PASS
Hexachloroethane	Total	0.856	1	0.05	0.1	µg/L	1	0	86	27 - 130%	PASS	2	30 PASS
Nitrobenzene	Total	0.55	1	0.05	0.1	µg/L	1	0	55	54 - 111%	PASS	5	30 PASS
N-Nitrosodi-n-propylamine	Total	0.684	1	0.05	0.1	µg/L	1	0	68	61 - 152%	PASS	8	30 PASS
N-Nitrosodiphenylamine	Total	0.584	1	0.05	0.1	µg/L	1	0	58	49 - 142%	PASS	3	30 PASS

Polynuclear Aromatic Hydrocarbons

QUALITY CONTROL REPORT

ANALYTE	FRACTION	RESULT	DF	MDL	RL	UNITS	SPIKE LEVEL	SOURCE RESULT	ACCURACY %	PRECISION %	QA CODEC
Sample ID: 95435-B1 QAQC Procedural Blank											
Matrix: BlankMatrix											
Batch ID: O-35086											
Method: EPA 625.1											
Prepared: 24-Feb-22											
Analyzed: 16-Mar-22											
Received:											
(d10-Acenaphthene)	Total	74	1			% Recovery	100	74	65 - 113%	PASS	
(d10-Phenanthrene)	Total	84	1			% Recovery	100	84	80 - 111%	PASS	
(d12-Chrysene)	Total	76	1			% Recovery	100	76	60 - 139%	PASS	
(d12-Perylene)	Total	92	1			% Recovery	100	92	36 - 161%	PASS	
(d8-Naphthalene)	Total	52	1			% Recovery	100	52	44 - 119%	PASS	
1-Methylnaphthalene	Total	ND	1	0.001	0.005	µg/L					
1-Methylphenanthrene	Total	ND	1	0.001	0.005	µg/L					
2,3,5-Trimethylnaphthalene	Total	ND	1	0.001	0.005	µg/L					
2,6-Dimethylnaphthalene	Total	ND	1	0.001	0.005	µg/L					
2-Methylnaphthalene	Total	ND	1	0.001	0.005	µg/L					
Acenaphthene	Total	ND	1	0.001	0.005	µg/L					
Acenaphthylene	Total	ND	1	0.001	0.005	µg/L					
Anthracene	Total	ND	1	0.001	0.005	µg/L					
Benz[a]anthracene	Total	ND	1	0.001	0.005	µg/L					
Benzo[a]pyrene	Total	ND	1	0.001	0.005	µg/L					
Benzo[b]fluoranthene	Total	ND	1	0.001	0.005	µg/L					
Benzo[e]pyrene	Total	ND	1	0.001	0.005	µg/L					
Benzo[g,h,i]perylene	Total	ND	1	0.001	0.005	µg/L					
Benzo[k]fluoranthene	Total	ND	1	0.001	0.005	µg/L					
Biphenyl	Total	ND	1	0.001	0.005	µg/L					
Chrysene	Total	ND	1	0.001	0.005	µg/L					
Dibenz[a,h]anthracene	Total	ND	1	0.001	0.005	µg/L					
Dibenzo[a,i]pyrene	Total	ND	1	0.001	0.005	µg/L					

Polynuclear Aromatic Hydrocarbons

QUALITY CONTROL REPORT

ANALYTE	FRACTION	RESULT	DF	MDL	RL	UNITS	SPIKE LEVEL	SOURCE RESULT	ACCURACY %	PRECISION %	QA CODEC
									LIMITS	LIMITS	
Dibenzothiophene	Total	ND	1	0.001	0.005	µg/L					
Fluoranthene	Total	ND	1	0.001	0.005	µg/L					
Fluorene	Total	ND	1	0.001	0.005	µg/L					
Indeno[1,2,3-cd]pyrene	Total	ND	1	0.001	0.005	µg/L					
Naphthalene	Total	ND	1	0.001	0.005	µg/L					
Perylene	Total	ND	1	0.001	0.005	µg/L					
Phenanthrene	Total	ND	1	0.001	0.005	µg/L					
Pyrene	Total	ND	1	0.001	0.005	µg/L					

Polynuclear Aromatic Hydrocarbons

QUALITY CONTROL REPORT

ANALYTE	FRACTION	RESULT	DF	MDL	RL	UNITS	SPIKE LEVEL	SOURCE RESULT	ACCURACY LIMITS	PRECISION %	QA CODEC
Sample ID: 95435-BS1 QAQC Procedural Blank Matrix: BlankMatrix Sampled: Received:											
Method: EPA 625.1 Batch ID: O-35086 Prepared: 24-Feb-22 Analyzed: 16-Mar-22											
(d10-Acenaphthene)	Total	73	1			% Recovery	100	0	73	65 - 113%	PASS
(d10-Phenanthrene)	Total	82	1			% Recovery	100	0	82	80 - 111%	PASS
(d12-Chrysene)	Total	81	1			% Recovery	100	0	81	60 - 139%	PASS
(d12-Perylene)	Total	85	1			% Recovery	100	0	85	36 - 161%	PASS
(d8-Naphthalene)	Total	61	1			% Recovery	100	0	61	44 - 119%	PASS
1-Methylnaphthalene	Total	0.303	1	0.001	0.005	µg/L	0.5	0	61	49 - 117%	PASS
1-Methylphenanthrene	Total	0.454	1	0.001	0.005	µg/L	0.5	0	91	66 - 127%	PASS
2,3,5-Trimethylnaphthalene	Total	0.541	1	0.001	0.005	µg/L	0.5	0	108	57 - 120%	PASS
2,6-Dimethylnaphthalene	Total	0.406	1	0.001	0.005	µg/L	0.5	0	81	54 - 117%	PASS
2-Methylnaphthalene	Total	0.317	1	0.001	0.005	µg/L	0.5	0	63	47 - 130%	PASS
Acenaphthene	Total	0.332	1	0.001	0.005	µg/L	0.5	0	66	53 - 131%	PASS
Acenaphthylene	Total	0.352	1	0.001	0.005	µg/L	0.5	0	70	43 - 140%	PASS
Anthracene	Total	0.322	1	0.001	0.005	µg/L	0.5	0	64	58 - 135%	PASS
Benz[a]anthracene	Total	0.448	1	0.001	0.005	µg/L	0.5	0	90	55 - 145%	PASS
Benzo[a]pyrene	Total	0.438	1	0.001	0.005	µg/L	0.5	0	88	51 - 143%	PASS
Benzo[b]fluoranthene	Total	0.508	1	0.001	0.005	µg/L	0.5	0	102	46 - 165%	PASS
Benzo[e]pyrene	Total	0.358	1	0.001	0.005	µg/L	0.5	0	72	42 - 152%	PASS
Benzo[g,h,i]perylene	Total	0.411	1	0.001	0.005	µg/L	0.5	0	82	63 - 133%	PASS
Benzo[k]fluoranthene	Total	0.547	1	0.001	0.005	µg/L	0.5	0	109	56 - 145%	PASS
Biphenyl	Total	0.306	1	0.001	0.005	µg/L	0.5	0	61	56 - 119%	PASS
Chrysene	Total	0.529	1	0.001	0.005	µg/L	0.5	0	106	56 - 141%	PASS
Dibenz[a,h]anthracene	Total	0.457	1	0.001	0.005	µg/L	0.5	0	91	55 - 150%	PASS
Dibenzo[a,i]pyrene	Total	1.75	1	0.001	0.005	µg/L	2	0	88	50 - 150%	PASS

Polynuclear Aromatic Hydrocarbons

QUALITY CONTROL REPORT

ANALYTE	FRACTION	RESULT	DF	MDL	RL	UNITS	SPIKE LEVEL	SOURCE RESULT	ACCURACY %	PRECISION %	QA CODEC
									LIMITS	LIMITS	
Dibenzothiophene	Total	0.503	1	0.001	0.005	µg/L	0.5	0	101	75 - 113%	PASS
Fluoranthene	Total	0.496	1	0.001	0.005	µg/L	0.5	0	99	60 - 146%	PASS
Fluorene	Total	0.473	1	0.001	0.005	µg/L	0.5	0	95	58 - 131%	PASS
Indeno[1,2,3-cd]pyrene	Total	0.411	1	0.001	0.005	µg/L	0.5	0	82	50 - 151%	PASS
Naphthalene	Total	0.298	1	0.001	0.005	µg/L	0.5	0	60	41 - 126%	PASS
Perylene	Total	0.438	1	0.001	0.005	µg/L	0.5	0	88	48 - 141%	PASS
Phenanthrene	Total	0.437	1	0.001	0.005	µg/L	0.5	0	87	67 - 127%	PASS
Pyrene	Total	0.552	1	0.001	0.005	µg/L	0.5	0	110	54 - 156%	PASS

Polynuclear Aromatic Hydrocarbons QUALITY CONTROL REPORT

ANALYTE	FRACTION	RESULT	DF	MDL	RL	UNITS	SPIKE LEVEL	SOURCE RESULT	ACCURACY LIMITS	PRECISION %	QA CODEC			
Sample ID: 95435-BS2 QAQC Procedural Blank														
Matrix: BlankMatrix														
Method: EPA 625.1														
Batch ID: O-35086														
Prepared: 24-Feb-22														
Analyzed: 17-Mar-22														
(d10-Acenaphthene)	Total	66	1			% Recovery	100	0	66	65 - 113%	PASS	10	30	PASS
(d10-Phenanthrene)	Total	86	1			% Recovery	100	0	86	80 - 111%	PASS	5	30	PASS
(d12-Chrysene)	Total	69	1			% Recovery	100	0	69	60 - 139%	PASS	16	30	PASS
(d12-Perylene)	Total	92	1			% Recovery	100	0	92	36 - 161%	PASS	8	30	PASS
(d8-Naphthalene)	Total	55	1			% Recovery	100	0	55	44 - 119%	PASS	10	30	PASS
1-Methylnaphthalene	Total	0.271	1	0.001	0.005	µg/L	0.5	0	54	49 - 117%	PASS	12	30	PASS
1-Methylphenanthrene	Total	0.611	1	0.001	0.005	µg/L	0.5	0	122	66 - 127%	PASS	29	30	PASS
2,3,5-Trimethylnaphthalene	Total	0.576	1	0.001	0.005	µg/L	0.5	0	115	57 - 120%	PASS	6	30	PASS
2,6-Dimethylnaphthalene	Total	0.372	1	0.001	0.005	µg/L	0.5	0	74	54 - 117%	PASS	9	30	PASS
2-Methylnaphthalene	Total	0.32	1	0.001	0.005	µg/L	0.5	0	64	47 - 130%	PASS	2	30	PASS
Acenaphthene	Total	0.328	1	0.001	0.005	µg/L	0.5	0	66	53 - 131%	PASS	0	30	PASS
Acenaphthylene	Total	0.342	1	0.001	0.005	µg/L	0.5	0	68	43 - 140%	PASS	3	30	PASS
Anthracene	Total	0.333	1	0.001	0.005	µg/L	0.5	0	67	58 - 135%	PASS	5	30	PASS
Benz[a]anthracene	Total	0.512	1	0.001	0.005	µg/L	0.5	0	102	55 - 145%	PASS	12	30	PASS
Benzo[a]pyrene	Total	0.412	1	0.001	0.005	µg/L	0.5	0	82	51 - 143%	PASS	7	30	PASS
Benzo[b]fluoranthene	Total	0.456	1	0.001	0.005	µg/L	0.5	0	91	46 - 165%	PASS	11	30	PASS
Benzo[e]pyrene	Total	0.334	1	0.001	0.005	µg/L	0.5	0	67	42 - 152%	PASS	7	30	PASS
Benzo[g,h,i]perylene	Total	0.414	1	0.001	0.005	µg/L	0.5	0	83	63 - 133%	PASS	1	30	PASS
Benzo[k]fluoranthene	Total	0.497	1	0.001	0.005	µg/L	0.5	0	99	56 - 145%	PASS	10	30	PASS
Biphenyl	Total	0.343	1	0.001	0.005	µg/L	0.5	0	69	56 - 119%	PASS	12	30	PASS
Chrysene	Total	0.552	1	0.001	0.005	µg/L	0.5	0	110	56 - 141%	PASS	4	30	PASS
Dibenz[a,h]anthracene	Total	0.47	1	0.001	0.005	µg/L	0.5	0	94	55 - 150%	PASS	3	30	PASS
Dibenzo[a,i]pyrene	Total	1.65	1	0.001	0.005	µg/L	2	0	82	50 - 150%	PASS	7	30	PASS

Polynuclear Aromatic Hydrocarbons

QUALITY CONTROL REPORT

ANALYTE	FRACTION	RESULT	DF	MDL	RL	UNITS	SPIKE LEVEL	SOURCE RESULT	ACCURACY %	PRECISION %	QA CODEC
								LIMITS	LIMITS	LIMITS	
Dibenzothiophene	Total	0.472	1	0.001	0.005	µg/L	0.5	0	94	75 - 113%	7 30 PASS
Fluoranthene	Total	0.45	1	0.001	0.005	µg/L	0.5	0	90	60 - 146%	10 30 PASS
Fluorene	Total	0.46	1	0.001	0.005	µg/L	0.5	0	92	58 - 131%	3 30 PASS
Indeno[1,2,3-cd]pyrene	Total	0.45	1	0.001	0.005	µg/L	0.5	0	90	50 - 151%	9 30 PASS
Naphthalene	Total	0.307	1	0.001	0.005	µg/L	0.5	0	61	41 - 126%	2 30 PASS
Perylene	Total	0.412	1	0.001	0.005	µg/L	0.5	0	82	48 - 141%	7 30 PASS
Phenanthrene	Total	0.438	1	0.001	0.005	µg/L	0.5	0	88	67 - 127%	1 30 PASS
Pyrene	Total	0.567	1	0.001	0.005	µg/L	0.5	0	113	54 - 156%	3 30 PASS

PREVIOUS TENTATIVELY IDENTIFIED COMPOUNDS

ENVIRONMENTAL LABORATORIES, INC.

Innovative Solutions for Nature

Sample ID: 95436

RT	Area Pct	Concentration (ng/L)	Library/ID	Cas Number	Qual
33.1006	4.4660	1111	Anthracene-D10-	1719-06-8	95
25.5224	0.3096	77	Diethyl Phthalate	84-66-2	97

Concentration estimated using the response for Anthracene-d10

Sample ID: Lab Blank B1_35086

RT	Area Pct	Concentration (ng/L)	Library/ID	Cas Number	Qual
33.0953	3.2674	1111	Anthracene-D10-	1517-22-2	95
89.2158	1.3996	476	DL-2,3-Butanediol	6982-25-8	99
89.2235	0.8282	282	1H-Tetrazol-5-amine	4418-61-5	81
11.1123	0.5627	191	Hexane, 2-nitro-	14255-44-8	86
12.8885	0.5255	179	Cyclohexane, (1,2-dimethylbutyl)-	61142-37-8	90
11.6244	0.4608	157	2,6-Octadiene, 2,4-dimethyl-	63843-03-8	81
10.8796	0.4555	155	2H-Pyran-2-methanol, tetrahydro-	100-72-1	81
12.0319	0.3917	133	Octane, 4,5-diethyl-	1636-41-5	94
11.6923	0.3470	118	1,5-Heptadien-4-one, 3,3,6-trimethyl-	546-49-6	84
25.5174	0.3115	106	Diethyl Phthalate	84-66-2	97

Concentration estimated using the response for Anthracene-d10

PERFORMANCE CHAIN OF CUSTODY

TERRA

AURA

ENVIRONMENTAL LABORATORIES, INC.

Innovative Solutions for Nature

Submittal Form


*REPORTING REQUIREMENTS: Do Not Combine Reports with any other samples submitted under different Folder Numbers!
Report & Invoice must have the Folder # 989097 Job # 1000014

Report all quality control data according to Method. Include dates analyzed. Date extracted (if extracted) and Method reference on the report.
Results must have Complete data & QC with Approval Signature

Provide in each Report the Specified State Certification # and Exp Date for requested tests + matrix.
Samples from: HAWAII

Reports: Jackie Contreras Sub-Contracting Administrator
EMAIL TO: Eaton-MonroviaSubContract@eurofins.com
Eurofins Eaton Analytical, LLC 750 Royal Oaks Drive, Suite 100, Monrovia, CA 91016
Phone (626) 386-1165 Fax (626) 386-1122
Invoices to: Eurofins Eaton Analytical, LLC
Accounts Payable 2425 New Holland Pike, Lancaster, PA 17605

Physis - 8 containers per sample for MS/MSD batch QC. Only report to RL and place a comment in the report stating RL reporting only



Ship To:
Physis Environmental Laboratories,
Inc
1904 East Wright Circle
Anaheim, CA 92806-6028
Phone: 714-602-5320 Fax:

Folder #: 989097 **Report Due:** 03/02/2022

Sample ID	202202231113	Client Sample ID for reference on/	AIEA WELLS PUMP 2 (331-004-WL103)	Sample Date & Time Matrix	02/22/22 1058 DW	Clip Code		PWSID		Static ID:	JLS
Sample type:		Sample Event:		Facility ID:		Sample Point ID:					

Method	Prep Method	Analysis Requested
EPA 625	EPA 625	625 Acid Extractable in ug/L
EPA 625	EPA 625	625 Base Neutral Extractable in ug/L
EPA 625	EPA 625m	625PAH in ug/L

Relinquished by: XAN Date: 2/24/22 Time: 1411 Sample Control

Received by: MORINGA NOMY Date: 2/24/22 Time: 1411 Sample Control

Relinquished by: _____ Date: _____ Time: _____ Sample Control

Received by: _____ Date: _____ Time: _____ Sample Control

NOTIFICATION REQUIRED IF RECEIVED OUTSIDE OF 0-8 CELSIUS
An Acknowledgment of Receipt is requested to attn: Jackie Contreras

Project Iteration ID: 1407003-223
 Client Name: Eurofins Eaton Analytical
 Project Name: Folder # 989097 Job # 1000014
 COC Page Number: 2 of 2
 Bottle Label Color: NA

Sample Receipt Summary

Receiving Info

1. Initials Received By: MN
2. Date Received: 2/24/22
3. Time Received: 1411
4. Client Name: Eurofins
5. Courier Information: (Please circle)
 - Client
 - UPS
 - Area Fast
 - DRS
 - FedEx
 - GSO/GLS
 - Ontrac
 - PAMS
 - PHYSIS Driver:
 - i. Start Time: _____
 - ii. End Time: _____
 - iii. Total Mileage: _____
 - iv. Number of Pickups: _____
6. Container Information: (Please put the # of containers or circle none)
 - Cooler
 - Styrofoam Cooler
 - Boxes
 - None
 - Carboy(s)
 - Carboy Trash Can(s)
 - Carboy Cap(s)
 - Other _____
7. What type of ice was used: (Please circle any that apply)
 - Wet Ice
 - Blue Ice
 - Dry Ice
 - Water
 - None
8. Randomly Selected Samples Temperature (°C): 4.6
 Used I/R Thermometer # 1-2

Inspection Info

1. Initials Inspected By: [Signature]

Sample Integrity Upon Receipt:

1. COC(s) included and completely filled out..... Yes / No
2. All sample containers arrived intact..... Yes / No
3. All samples listed on COC(s) are present..... Yes / No
4. Information on containers consistent with information on COC(s)..... Yes / No
5. Correct containers and volume for all analyses indicated..... Yes / No
6. All samples received within method holding time..... Yes / No
7. Correct preservation used for all analyses indicated..... Yes / No
8. Name of sampler included on COC(s)..... Yes / No

Notes:



3051 Fujita Street
Torrance, CA 90505
Tel: (310)-618-8889

Date: 03-10-2022
EMAX Batch No.: 22B233

Attn: Jackie Contreras

Eurofins Eaton Analytical
750 Royal Oaks Dr., Suite 100
Monrovia, CA 91016-3629

Subject: Laboratory Report
Project: 989097

Enclosed is the Laboratory report for samples received on 02/24/22.
The data reported relate only to samples listed below :

Sample ID	Control #	Col Date	Matrix	Analysis
202202231113	B233-01	02/22/22	WATER	TPH GASOLINE TPH
202202231114	B233-02	02/22/22	WATER	TPH GASOLINE

The results are summarized on the following pages.

Please feel free to call if you have any questions concerning these results.

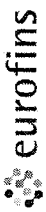
Sincerely yours,

Caspar J. Pang
Laboratory Director

This report is confidential and intended solely for the use of the individual or entity to whom it is addressed. This report shall not be reproduced except in full or without the written approval of EMAX.

EMAX certifies that results included in this report meets all TNI & DOD requirements unless noted in the Case Narrative.

NELAP Accredited Certificate Number CA002912021-19
ANAB Accredited DoD ELAP and ISO/IEC 17025 Certificate Number L2278 Testing
California ELAP Accredited Certificate Number 2672



Eaton Analytical

Ship To:
EMAX Laboratories, Inc.
3051 Fujita St.
Torrance, CA 90505

Phone: 310-618-8889 Fax: 310-618-0818

Folder #: 989097 Report Due: 03/02/2022

Date: 2/24/2022

22B233

Submittal Form

*REPORTING REQUIREMENTS: Do Not Combine Reports with any other samples submitted under different Folder Numbers!
Report & Invoice must have the Folder# 989097 Job # 1000014

Report all quality control data according to Method. Include dates analyzed. Date extracted (if extracted) and Method reference on the report.
Results must have Complete data & QC with Approval Signature.

Reports: Jackie Contreras Sub-Contracting Administrator
EMAIL TO: Eaton-MonroviaSubContracting@eurofins.com
Eurofins Eaton Analytical, LLC 750 Royal Oaks Drive, Suite 100, Monrovia, CA 91016
Phone (626) 386-1165 Fax (626) 386-1122
Invoices to: Eurofins Eaton Analytical, LLC
Accounts Payable 2425 New Holland Pike, Lancaster, PA 17605

Provide in each Report the Specified State/Certification # and Exp Date for requested tests + matrix.
Samples from HAWAII

2-3 day rush

Sample ID: 202202231113 Client Sample ID for reference on/ AIEA WELLS PUMP 2 (331-004-WL103) Sample Date & Time Matrix: 02/22/22 1058 DW Clip Code: PWSID Static ID: JLS

Method	Prep Method	Analysis Requested	Sample Event:	Facility ID:	Sample Point ID:	Static ID:
SW 8015B	EPA 5030C	(SUB)Gas Fraction Hydrocarbons				
SW 8015B	EPA 3550B	TPH 8015 Diesel and Motor Oil				
EPA 8015	EPA 8015	Jet Fuel 5 C8-C18				
EPA 8015		Jet Fuel 8 C8-C18				

Sample ID: 202202231114 Client Sample ID for reference on/ TRAVEL BLANK: AIEA WELLS PUMP 2 (331-004-WL103) Sample Date & Time Matrix: 02/22/22 1058 DW Clip Code: PWSID Static ID: JLS

Method	Prep Method	Analysis Requested	Sample Event:	Facility ID:	Sample Point ID:	Static ID:
SW 8015B	EPA 5030C	(SUB)Gas Fraction Hydrocarbons				

Relinquished by: Sample Control Date: 2/24/22 Time: 13:13

Received by: Sample Control Date: 2/24/22 Time: 13:13

Relinquished by: Sample Control Date: _____ Time: _____

Received by: Sample Control Date: _____ Time: _____

NOTIFICATION REQUIRED IF RECEIVED OUTSIDE OF 0-6 CELSIUS

An Acknowledgement of Receipt is requested to attn: Jackie Contreras

TEMP: ① 2.1°/1.6° ② 3.0°/2.5°

Type of Delivery <input type="checkbox"/> Fedex <input type="checkbox"/> UPS <input type="checkbox"/> GSO <input type="checkbox"/> Others <input checked="" type="checkbox"/> EMAX Courier <input checked="" type="checkbox"/> Client Delivery	Airbill / Tracking Number	ECN <u>22B233</u> Recipient <u>Alan Ramos</u> Date <u>02/24/22</u> Time <u>13:13</u>
--	---------------------------	--

COC INSPECTION

<input checked="" type="checkbox"/> Client Name	<input checked="" type="checkbox"/> Client PM/FC	<input type="checkbox"/> Sampler Name	<input checked="" type="checkbox"/> Sampling Date/Time	<input checked="" type="checkbox"/> Sample ID	<input type="checkbox"/> Matrix
<input checked="" type="checkbox"/> Address	<input checked="" type="checkbox"/> Tel # / Fax #	<input type="checkbox"/> Courier Signature	<input checked="" type="checkbox"/> Analysis Required	<input type="checkbox"/> Preservative (if any)	<input checked="" type="checkbox"/> TAT
Safety Issues (if any)	<input type="checkbox"/> High concentrations expected	<input type="checkbox"/> From Superfund Site	<input type="checkbox"/> Rad screening required		

Note: _____

PACKAGING INSPECTION

Container	<input checked="" type="checkbox"/> Cooler	<input type="checkbox"/> Box	<input type="checkbox"/> Other
Condition	<input type="checkbox"/> Custody Seal	<input type="checkbox"/> Intact	<input type="checkbox"/> Damaged
Packaging	<input checked="" type="checkbox"/> Bubble Pack	<input type="checkbox"/> Styrofoam	<input type="checkbox"/> Popcorn
Temperatures (Cool, ≤6 °C but not frozen)	<input checked="" type="checkbox"/> Cooler 1 <u>2.1/1.6</u> °C	<input checked="" type="checkbox"/> Cooler 2 <u>3.0/2.5</u> °C	<input type="checkbox"/> Cooler 3 _____ °C
Thermometer: A - S/N <u>210291066</u> ~ 14/14	<input type="checkbox"/> Cooler 6 _____ °C	<input type="checkbox"/> Cooler 7 _____ °C	<input type="checkbox"/> Cooler 4 _____ °C
			<input type="checkbox"/> Cooler 5 _____ °C
			<input type="checkbox"/> Cooler 8 _____ °C
			<input type="checkbox"/> Cooler 9 _____ °C
			<input type="checkbox"/> Cooler 10 _____ °C

Comments: Temperature is out of range. PM was informed IMMEDIATELY.
Note: _____

DISCREPANCIES

LabSampleID	LabSampleContainerID	Code	ClientSample Label ID / Information	Corrective Action
1	4-7	D2/D10	LOT Fuel 8 is not indicated on label	R8
2	8,9	D7	TWO dates listed - 2/2/22 and 02/22/22	R1
1	1-7	D7	Time on labels 10:53	R1

pH holding time requirement for water samples is 15 mins. Water samples for pH analysis are received beyond 15 minutes from sampling time. No 2/28/22

NOTES/OBSERVATIONS:

LEGEND:

<p>Code Description-Sample Management</p> <p>D1 Analysis is not indicated in _____</p> <p><u>D2</u> Analysis mismatch COC vs label</p> <p>D3 Sample ID mismatch COC vs label</p> <p>D4 Sample ID is not indicated in _____</p> <p>D5 Container -[improper] [leaking] [broken]</p> <p>D6 Date/Time is not indicated in _____</p> <p><u>D7</u> Date/Time mismatch COC vs label</p> <p>D8 Sample listed in COC is not received</p> <p>D9 Sample received is not listed in COC</p> <p><u>D10</u> No initial/date on corrections in COC/label</p> <p>D11 Container count mismatch COC vs received</p> <p>D12 Container size mismatch COC vs received</p>	<p>Code Description-Sample Management</p> <p>D13 Out of Holding Time</p> <p>D14 Bubble is >6mm</p> <p>D15 No trip blank in cooler</p> <p>D16 Preservation not indicated in _____</p> <p>D17 Preservation mismatch COC vs label</p> <p>D18 Insufficient chemical preservative</p> <p>D19 Insufficient Sample</p> <p>D20 No filtration info for dissolved analysis</p> <p>D21 No sample for moisture determination</p> <p>D22 _____</p> <p>D23 _____</p> <p>D24 _____</p>	<p><input type="checkbox"/> Continue to next page.</p> <p>Code Description-Sample Management</p> <p>R1 Proceed as indicated in <input checked="" type="checkbox"/> COC <input type="checkbox"/> Label</p> <p>R2 Refer to attached instruction</p> <p>R3 Cancel the analysis</p> <p>R4 Use vial with smallest bubble first</p> <p>R5 Log-in with latest sampling date and time+1 min</p> <p>R6 Adjust pH as necessary</p> <p>R7 Filter and preserved as necessary</p> <p>R8 <u>Informed Client</u></p> <p>R9 _____</p> <p>R10 _____</p> <p>R11 _____</p> <p>R12 _____</p>
--	---	---

REVIEWS:

Sample Labeling Jocelyne Solis Ramos Date 02/24/22 *[Signature]*

SRF Cynthia Date 2/24/22 *[Signature]*

PM AB Date 2/28/22

REPORTING CONVENTIONS

DATA QUALIFIERS:

Lab Qualifier	AFCEE Qualifier	Description
J	F	Indicates that the analyte is positively identified and the result is less than RL but greater than MDL.
N		Indicates presumptive evidence of a compound.
B	B	Indicates that the analyte is found in the associated method blank as well as in the sample at above QC level.
E	J	Indicates that the result is above the maximum calibration range or estimated value.
*	*	Out of QC limit.

Note: The above qualifiers are used to flag the results unless the project requires a different set of qualification criteria.

ACRONYMS AND ABBREVIATIONS:

CRDL	Contract Required Detection Limit
RL	Reporting Limit
MRL	Method Reporting Limit
PQL	Practical Quantitation Limit
MDL	Method Detection Limit
DO	Diluted out

DATES

The date and time information for leaching and preparation reflect the beginning date and time of the procedure unless the method, protocol, or project specifically requires otherwise.

LABORATORY REPORT FOR

EUROFINS EATON ANALYTICAL

989097

METHOD 5030B/8015B
TOTAL PETROLEUM HYDROCARBONS BY PURGE AND TRAP

SDG#: 22B233

CASE NARRATIVE

Client : EUROFINS EATON ANALYTICAL

Project: 989097

SDG : 22B233

METHOD 5030B/8015B
TOTAL PETROLEUM HYDROCARBONS BY PURGE AND TRAP

A total of two(2) water samples were received on 02/24/22 to be analyzed for Total Petroleum Hydrocarbons by Purge and Trap in accordance with Method 5030B/8015B and project specific requirements.

Holding Time

Samples were analyzed within the prescribed holding time.

Calibration

Multi-calibration points were generated to establish initial calibration (ICAL). ICAL was verified using a secondary source (ICV). Continuing calibration (CCV) verifications were carried out on a frequency specified by the project. All calibration requirements were within acceptance criteria. Refer to calibration summary forms of ICAL, ICV and CCV for details. MRL was analyzed as required by the project. Refer to MRL summary form for details.

Method Blank

Method blank was prepared and analyzed at the frequency required by the project. For this SDG, one(1) method blank was analyzed. VG39B12B - result was compliant to project requirement. Refer to sample result summary form for details.

Lab Control Sample

Lab control sample was prepared and analyzed at a frequency required by the project. For this SDG, one(1) set of LCS/LCD was analyzed. VG39B12L/VG39B12C were within LCS limits. Refer to LCS summary form for details.

Matrix QC Sample

Matrix spike sample was prepared and analyzed at a frequency required by the project. For this SDG, one(1) set of MS/MSD was analyzed. Gasoline was within MS QC limits in B231-01M/B231-01S. Refer to Matrix QC summary form for details.

Surrogate

Surrogate was added on QC and field samples. All surrogate recoveries were within QC limits. Refer to sample result summary forms for details.

Sample Analysis

Samples were analyzed according to prescribed analytical procedures. Results were evaluated in accordance to project requirements. For this SDG, all quality control requirements were met.

LAB CHRONICLE
TOTAL PETROLEUM HYDROCARBONS BY PURGE AND TRAP

```

=====
Client      : EUROFINS EATON ANALYTICAL
Project     : 989097
SDG NO.    : 22B233
Instrument ID : GCT039
=====

```

Client Sample ID	Laboratory Sample ID	Dilution Factor	% Moist	WATER		Extraction DateTime	Sample Data FN	Calibration Data FN	Prep. Batch	Notes
				Analysis DateTime	Date FN					
MBLK1W	VG39812B	1	NA	02/24/2212:40	EB24005A	02/24/2212:40	EB24004A	22VG39812	Method Blank	
LCS1W	VG39812L	1	NA	02/24/2213:16	EB24006A	02/24/2213:16	EB24004A	22VG39812	Lab Control Sample (LCS)	
LCD1W	VG39812C	1	NA	02/24/2213:53	EB24007A	02/24/2213:53	EB24004A	22VG39812	LCS Duplicate	
202202231113	B233-01	1	NA	02/24/2222:59	EB24022A	02/24/2222:59	EB24015A	22VG39812	Field Sample	
202202231114	B233-02	1	NA	02/24/2223:35	EB24023A	02/24/2223:35	EB24015A	22VG39812	Field Sample	

```

FN      - Filename
% Moist - Percent Moisture

```


SAMPLE RESULTS

METHOD 5030B/8015B
TOTAL PETROLEUM HYDROCARBONS BY PURGE AND TRAP

```

=====
Client      : EUROFINS EATON ANALYTICAL   Date Collected: 02/22/22 10:58
Project     : 989097                     Date Received: 02/24/22
Batch No.   : 22B233                     Date Extracted: 02/24/22 22:59
Sample ID   : 202202231113              Date Analyzed: 02/24/22 22:59
Lab Samp ID : B233-01                   Dilution Factor: 1
Lab File ID : EB24022A                  Matrix: WATER
Ext Btch ID : 22VG39B12                 % Moisture: NA
Calib. Ref. : EB24015A                  Instrument ID: 39
=====

```

PARAMETERS	RESULTS (mg/L)	RL (mg/L)	MDL (mg/L)	
GASOLINE	ND	0.020	0.010	
SURROGATE PARAMETERS	RESULT	SPK_AMT	%RECOVERY	QC LIMIT
Bromofluorobenzene	0.0312	0.0400	78	60 140

Notes:

Parameter H-C Range
Gasoline C6-C10
Reported ND at RL quantitated per pattern recognition.

Detection limits are reported relative to sample result significant figures.
Sample Amount : 5ml Final Volume : 5ml
Prepared by : SCerva Analyzed by : SCerva

QC SUMMARIES

EMAX QUALITY CONTROL DATA
LAB CONTROL SAMPLE ANALYSIS

CLIENT : EUROFINS EATON ANALYTICAL
PROJECT : 989097
BATCH NO. : 22B233
METHOD : 5030B/8015B

```

=====
MATRIX      : WATER                               % MOISTURE:NA
DILUTION FACTOR: 1                               1
SAMPLE ID   : MBLK1W                             LCS1W         LCD1W
LAB SAMPLE ID : VG39B12B                         VG39B12L     VG39B12C
LAB FILE ID  : EB24005A                         EB24006A     EB24007A
DATE PREPARED : 02/24/22 12:40                 02/24/22 13:16 02/24/22 13:53
DATE ANALYZED : 02/24/22 12:40                 02/24/22 13:16 02/24/22 13:53
PREP BATCH   : 22VG39B12                       22VG39B12   22VG39B12
CALIBRATION REF: EB24004A                       EB24004A    EB24004A
  
```

ACCESSION:

PARAMETERS	MBResult (mg/L)	SpikeAmt (mg/L)	LCSResult (mg/L)	LCSRec (%)	SpikeAmt (mg/L)	LCDResult (mg/L)	LCDRec (%)	RPD (%)	QCLimit (%)	MaxRPD (%)
Gasoline	ND	0.500	0.434	87	0.500	0.422	84	3	60-130	30

SURROGATE PARAMETER	SpikeAmt (mg/L)	LCSResult (mg/L)	LCSRec (%)	SpikeAmt (mg/L)	LCDResult (mg/L)	LCDRec (%)	QCLimit (%)
Bromofluorobenzene	0.0400	0.0397	99	0.0400	0.0400	100	70-130

MB: Method Blank sample LCS: Lab Control Sample LCD: Lab Control Sample Duplicate

EMAX QUALITY CONTROL DATA
MS/MSD ANALYSIS

CLIENT : EUROFINS EATON ANALYTICAL
PROJECT : 989088
BATCH NO. : 22B231
METHOD : 5030B/8015B

```

=====
MATRIX      : WATER                               % MOISTURE:NA
DILUTION FACTOR: 1                               1
SAMPLE ID   : 202202231101                       202202231101MS
LAB SAMPLE ID : B231-01                           B231-01S
LAB FILE ID  : EB24017A                           EB24018A
DATE PREPARED : 02/24/22 19:56                   02/24/22 20:32
DATE ANALYZED : 02/24/22 19:56                   02/24/22 20:32
PREP BATCH   : 22VG39B12                           22VG39B12
CALIBRATION REF: EB24015A                           EB24015A
    
```

ACCESSION:

PARAMETERS	PSResult (mg/L)	SpikeAmt (mg/L)	MSResult (mg/L)	MSRec (%)	SpikeAmt (mg/L)	MSDResult (mg/L)	MSDRec (%)	RPD (%)	QCLimit (%)	MaxRPD (%)
Gasoline	ND	0.500	0.494	99	0.500	0.500	100	1	50-130	30

SURROGATE PARAMETER	SpikeAmt (mg/L)	MSResult (mg/L)	MSRec (%)	SpikeAmt (mg/L)	MSDResult (mg/L)	MSDRec (%)	QCLimit (%)
Bromofluorobenzene	0.0400	0.0410	103	0.0400	0.0428	107	60-140

PS: Parent Sample MS: Matrix Spike MSD: Matrix Spike Duplicate

LABORATORY REPORT FOR

EUROFINS EATON ANALYTICAL

989097

METHOD 3520C/8015B
PETROLEUM HYDROCARBONS BY EXTRACTION

SDG#: 22B233

CASE NARRATIVE

Client : EUROFINS EATON ANALYTICAL

Project: 989097

SDG : 22B233

METHOD 3520C/8015B TOTAL PETROLEUM HYDROCARBONS BY EXTRACTION

One(1) water sample was received on 02/24/22 to be analyzed for Total Petroleum Hydrocarbons by Extraction in accordance with Method 3520C/8015B and project specific requirements.

Holding Time

The sample was analyzed within the prescribed holding time.

Calibration

Multi-calibration points were generated to establish initial calibration (ICAL). ICAL was verified using a secondary source (ICV). Continuing calibration (CCV) verifications were carried out on a frequency specified by the project. All calibration requirements were within acceptance criteria. Refer to calibration summary forms of ICAL, ICV and CCV for details. MRL was analyzed as required by the project. Refer to MRL summary form for details.

Method Blank

Method blank was prepared and analyzed at the frequency required by the project. For this SDG, one(1) method blank was analyzed. DSB034WB - result was compliant to project requirement. Refer to sample result summary form for details.

Lab Control Sample

Lab control sample was prepared and analyzed at a frequency required by the project. For this SDG, one(1) LCS was analyzed. Percent recovery for Diesel was within LCS QC limits in DSB034WL. Refer to LCS summary form for details.

Matrix QC Sample

Matrix spike sample was prepared and analyzed at a frequency required by the project. One(1) set of MS/MSD was analyzed. Diesel was within MS QC limits in 22B231-01M/22B231-01S. Refer to Matrix QC summary form for details.

Surrogate

Surrogates were added on QC and field samples. All surrogate recoveries were within QC limits. Refer to sample result summary forms for details.

Sample Analysis

The sample was analyzed according to prescribed analytical procedures. Results were evaluated in accordance to project requirements. For this SDG, all quality control requirements were met.

CASE NARRATIVE

Client : EUROFINS EATON ANALYTICAL

Project: 989097

SDG : 22B233

METHOD 3520C/8015B PETROLEUM HYDROCARBONS BY EXTRACTION

One(1) water sample was received on 02/24/22 to be analyzed for Petroleum Hydrocarbons by Extraction in accordance with Method 3520C/8015B and project specific requirements.

Holding Time

The sample was analyzed within the prescribed holding time.

Calibration

Multi-calibration points were generated to establish initial calibration (ICAL). ICAL was verified using a secondary source (ICV). Continuing calibration (CCV) verifications were carried out on a frequency specified by the project. All calibration requirements were within acceptance criteria. Refer to calibration summary forms of ICAL, ICV and CCV for details. MRL was analyzed as required by the project. Refer to MRL summary form for details.

Method Blank

Method blank was prepared and analyzed at the frequency required by the project. For this SDG, one(1) method blank was analyzed. DSB034WB - result was compliant to project requirement. Refer to sample result summary form for details.

Lab Control Sample

Lab control sample was prepared and analyzed at a frequency required by the project. For this SDG, one(1) LCS was analyzed. Percent recovery for JP5 was within LCS QC limits in J5B034WL. Refer to LCS summary form for details.

Matrix QC Sample

Matrix spike sample was prepared and analyzed at a frequency required by the project. One(1) set of MS/MSD was analyzed. JP5 was within MS QC limits in 22B231-01M/22B231-01S. Refer to Matrix QC summary form for details.

Surrogate

Surrogates were added on QC and field samples. All surrogate recoveries were within QC limits. Refer to sample result summary forms for details.

Sample Analysis

The sample was analyzed according to prescribed analytical procedures. Results were evaluated in accordance to project requirements. For this SDG, all quality control requirements were met.

CASE NARRATIVE

Client : EUROFINS EATON ANALYTICAL

Project: 989097

SDG : 22B233

METHOD 3520C/8015B PETROLEUM HYDROCARBONS BY EXTRACTION

One(1) water sample was received on 02/24/22 to be analyzed for Petroleum Hydrocarbons by Extraction in accordance with Method 3520C/8015B and project specific requirements.

Holding Time

The sample was analyzed within the prescribed holding time.

Calibration

Multi-calibration points were generated to establish initial calibration (ICAL). ICAL was verified using a secondary source (ICV). Continuing calibration (CCV) verifications were carried out on a frequency specified by the project. All calibration requirements were within acceptance criteria. Refer to calibration summary forms of ICAL, ICV and CCV for details. MRL was analyzed as required by the project. Refer to MRL summary form for details.

Method Blank

Method blank was prepared and analyzed at the frequency required by the project. For this SDG, one(1) method blank was analyzed. DSB034WB - result was compliant to project requirement. Refer to sample result summary form for details.

Lab Control Sample

Lab control sample was prepared and analyzed at a frequency required by the project. For this SDG, one(1) LCS was analyzed. Percent recovery for JP8 was within LCS QC limits in J8B034WL. Refer to LCS summary form for details.

Matrix QC Sample

Matrix spike sample was prepared and analyzed at a frequency required by the project. One(1) set of MS/MSD was analyzed. JP8 was within MS QC limits in 22B231-01M/22B231-01S. Refer to Matrix QC summary form for details.

Surrogate

Surrogates were added on QC and field samples. All surrogate recoveries were within QC limits. Refer to sample result summary forms for details.

Sample Analysis

The sample was analyzed according to prescribed analytical procedures. Results were evaluated in accordance to project requirements. For this SDG, all quality control requirements were met.

LAB CHRONICLE
TOTAL PETROLEUM HYDROCARBONS BY EXTRACTION

```

=====
Client      : EUROFINS EATON ANALYTICAL
Project     : 989097
SDG NO.    : 22B233
Instrument ID : D5
=====
  
```

Client Sample ID	Laboratory Sample ID	Dilution Factor	% Moist	WATER			Extraction DateTime	Sample Data FN	Calibration Prep. Data FN	Batch	Notes
				Analysis DateTime	Extraction DateTime	Sample Data FN					
MBLK1W	DSB034WB	1	NA	02/25/2216:05	02/24/2216:15	LB25009A	LB25003A	22DSB034W	Method Blank		
LCS1W	DSB034WL	1	NA	02/25/2216:23	02/24/2216:15	LB25010A	LB25003A	22DSB034W	Lab Control Sample (LCS)		
202202231113	B233-01	1	NA	02/25/2219:45	02/24/2216:15	LB25021A	LB25003A	22DSB034W	Field Sample		

```

FN      - Filename
% Moist - Percent Moisture
  
```

LAB CHRONICLE
PETROLEUM HYDROCARBONS BY EXTRACTION

```

=====
Client      : EUROFINS EATON ANALYTICAL
Project     : 989097
SDG NO.    : 22B233
Instrument ID : D5
=====

```

Client Sample ID	Laboratory Sample ID	Dilution Factor	% Moist	WATER		Extraction DateTime	Sample Data FN	Calibration Prep. Data FN	Batch	Notes
				Analysis DateTime	Moist					
MBLK1W	DSB034WB	1	NA	02/25/2216:05	02/24/2216:15	LB25009A	LB25004A	22DSB034W	Method Blank	
LCS1W	J5B034WL	1	NA	02/25/2216:41	02/24/2216:15	LB25011A	LB25004A	22DSB034W	Lab Control Sample (LCS)	
20220223113	B233-01	1	NA	02/25/2219:45	02/24/2216:15	LB25021A	LB25004A	22DSB034W	Field Sample	

```

FN          - Filename
% Moist     - Percent Moisture

```

LAB CHRONICLE
PETROLEUM HYDROCARBONS BY EXTRACTION

Client : EUROFINS EATON ANALYTICAL
Project : 989097

SDG NO. : 22B233
Instrument ID : D5

Client Sample ID	Laboratory Sample ID	Dilution Factor	% Moist	Analysis Date/Time	Extraction Date/Time	Sample Data FN	Calibration Data FN	Prep. Batch	Notes
MBLK1W	DS8034WB	1	NA	02/25/2216:05	02/24/2216:15	LB25009A	LB25005A	22DS8034W	Method Blank
LCS1W	J85034WL	1	NA	02/25/2217:00	02/24/2216:15	LB25012A	LB25005A	22DS8034W	Lab Control Sample (LCS)
202202231113	B233-01	1	NA	02/25/2219:45	02/24/2216:15	LB25021A	LB25005A	22DS8034W	Field Sample

FN - Filename
% Moist - Percent Moisture

SAMPLE RESULTS

METHOD 3520C/8015B
 PETROLEUM HYDROCARBONS BY EXTRACTION

```

=====
Client      : EUROFINS EATON ANALYTICAL   Date Collected: 02/22/22 10:58
Project     : 989097                     Date Received: 02/24/22
Batch No.   : 22B233                     Date Extracted: 02/24/22 16:15
Sample ID   : 202202231113              Date Analyzed: 02/25/22 19:45
Lab Samp ID : 22B233-01                  Dilution Factor: 1
Lab File ID : LB25021A                   Matrix: WATER
Ext Btch ID : 22DSB034W                  % Moisture: NA
Calib. Ref.: LB25004A                    Instrument ID: D5
=====
  
```

PARAMETERS	RESULTS (mg/L)	RL (mg/L)	MDL (mg/L)	
JP5	ND	0.050	0.025	
SURROGATE PARAMETERS	RESULT	SPK_AMT	%RECOVERY	QC LIMIT
Bromobenzene	0.442	0.500	88	60-130
Hexacosane	0.147	0.125	118	60-130

Notes:

RL : Reporting Limit
 Parameter H-C Range
 JP5 C8-C18
 Reported ND at RL quantitated per pattern recognition.

Detection limits are reported relative to sample result significant figures.
 Sample Amount : 1000ml Final Volume : 5ml
 Prepared by : JMuert Analyzed by : SDeeso

METHOD 3520C/8015B
 PETROLEUM HYDROCARBONS BY EXTRACTION

```

=====
Client      : EUROFINS EATON ANALYTICAL   Date Collected: 02/22/22 10:58
Project     : 989097                     Date Received: 02/24/22
Batch No.   : 22B233                     Date Extracted: 02/24/22 16:15
Sample ID   : 202202231113              Date Analyzed: 02/25/22 19:45
Lab Samp ID: 22B233-01                   Dilution Factor: 1
Lab File ID: LB25021A                    Matrix: WATER
Ext Btch ID: 22DSB034W                   % Moisture: NA
Calib. Ref.: LB25005A                    Instrument ID: D5
=====
    
```

PARAMETERS	RESULTS (mg/L)	RL (mg/L)	MDL (mg/L)	
JP8	ND	0.050	0.025	
SURROGATE PARAMETERS	RESULT	SPK_AMT	%RECOVERY	QC LIMIT
Bromobenzene	0.442	0.500	88	60-130
Hexacosane	0.147	0.125	118	60-130

Notes:

RL : Reporting Limit
 Parameter H-C Range
 JP8 C8-C18
 Reported ND at RL quantitated per pattern recognition.

Detection limits are reported relative to sample result significant figures.
 Sample Amount : 1000ml Final Volume : 5ml
 Prepared by : JMuert Analyzed by : SDeeso

QC SUMMARIES

METHOD 3520C/8015B
TOTAL PETROLEUM HYDROCARBONS BY EXTRACTION

```

=====
Client      : EUROFINS EATON ANALYTICAL   Date Collected: 02/24/22 16:15
Project     : 989097                     Date Received: 02/24/22
Batch No.   : 22B233                     Date Extracted: 02/24/22 16:15
Sample ID   : MBLK1W                     Date Analyzed: 02/25/22 16:05
Lab Samp ID: DSB034WB                    Dilution Factor: 1
Lab File ID: LB25009A                    Matrix: WATER
Ext Btch ID: 22DSB034W                   % Moisture: NA
Calib. Ref.: LB25003A                    Instrument ID: D5
=====

```

PARAMETERS	RESULTS (mg/L)	RL (mg/L)	MDL (mg/L)	
Diesel	ND	0.025	0.012	
Motor Oil	ND	0.050	0.025	
SURROGATE PARAMETERS	RESULT	SPK_AMT	%RECOVERY	QC LIMIT
Bromobenzene	0.402	0.500	80	60-130
Hexacosane	0.143	0.125	115	60-130

Notes:

Parameter H-C Range
Diesel C10-C24
Motor Oil C24-C36

Reported ND at RL quantitated per pattern recognition.

Detection limits are reported relative to sample result significant figures.

Sample Amount : 1000ml Final Volume : 5ml
Prepared by : JMuert Analyzed by : SDeeso

EMAX QUALITY CONTROL DATA
LAB CONTROL SAMPLE ANALYSIS

CLIENT : EUROFINS EATON ANALYTICAL
PROJECT : 989097
BATCH NO. : 22B233
METHOD : 3520C/8015B

MATRIX : WATER % MOISTURE:NA
DILUTION FACTOR: 1 1
SAMPLE ID : MBLK1W LCS1W
LAB SAMPLE ID : DSB034WB DSB034WL
LAB FILE ID : LB25009A LB25010A
DATE PREPARED : 02/24/22 16:15 02/24/22 16:15
DATE ANALYZED : 02/25/22 16:05 02/25/22 16:23
PREP BATCH : 22DSB034W 22DSB034W
CALIBRATION REF: LB25003A LB25003A

ACCESSION:

PARAMETERS	MBResult (mg/L)	SpikeAmt (mg/L)	LCSResult (mg/L)	LCSRec (%)	QCLimit (%)
Diesel	ND	2.50	2.37	95	50-130

SURROGATE PARAMETERS	SpikeAmt (mg/L)	LCSResult (mg/L)	LCSRec (%)	QCLimit (%)
Bromobenzene	0.500	0.426	85	60-130
Hexacosane	0.125	0.145	116	60-130

MB: Method Blank sample LCS: Lab Control Sample

EMAX QUALITY CONTROL DATA
MS/MSD ANALYSIS

CLIENT : EUROFINS EATON ANALYTICAL
PROJECT : 989088
BATCH NO. : 22B231
METHOD : 3520C/8015B

```

=====
MATRIX      : WATER                               % MOISTURE:NA
DILUTION FACTOR: 1                               1
SAMPLE ID   : 202202231101                       202202231101MSD
LAB SAMPLE ID : 22B231-01                         22B231-01S
LAB FILE ID  : LB25013A                           LB25014A
DATE PREPARED : 02/24/22 16:15                   02/24/22 16:15
DATE ANALYZED : 02/25/22 17:18                   02/25/22 17:55
PREP BATCH   : 22DSB034W                          22DSB034W
CALIBRATION REF: LB25003A                         LB25003A
=====
  
```

ACCESSION:

PARAMETERS	PSResult (mg/L)	SpikeAmt (mg/L)	MSResult (mg/L)	MSRec (%)	SpikeAmt (mg/L)	MSDResult (mg/L)	MSDRec (%)	RPD (%)	QCLimit (%)	MaxRPD (%)
Diesel	ND	2.58	2.42	94	2.55	2.26	89	7	50-130	30

SURROGATE PARAMETERS	SpikeAmt (mg/L)	MSResult (mg/L)	MSRec (%)	SpikeAmt (mg/L)	MSDResult (mg/L)	MSDRec (%)	QCLimit (%)
Bromobenzene	0.515	0.437	85	0.510	0.383	75	60-130
Hexacosane	0.129	0.156	121	0.127	0.150	118	60-130

PS: Parent Sample MS: Matrix Spike MSD: Matrix Spike Duplicate

METHOD 3520C/8015B
 PETROLEUM HYDROCARBONS BY EXTRACTION

```

=====
Client      : EUROFINS EATON ANALYTICAL   Date Collected: 02/24/22 16:15
Project     : 989097                      Date Received: 02/24/22
Batch No.   : 22B233                      Date Extracted: 02/24/22 16:15
Sample ID   : MBLK1W                     Date Analyzed: 02/25/22 16:05
Lab Samp ID : DSB034WB                   Dilution Factor: 1
Lab File ID : LB25009A                   Matrix: WATER
Ext Btch ID : 22DSB034W                  % Moisture: NA
Calib. Ref. : LB25004A                   Instrument ID: D5
=====
    
```

PARAMETERS	RESULTS (mg/L)	RL (mg/L)	MDL (mg/L)	
JP5	ND	0.050	0.025	
SURROGATE PARAMETERS	RESULT	SPK_AMT	%RECOVERY	QC LIMIT
Bromobenzene	0.402	0.500	80	60-130
Hexacosane	0.143	0.125	115	60-130

Notes:

RL : Reporting Limit
 Parameter H-C Range
 JP5 C8-C18
 Reported ND at RL quantitated per pattern recognition.

Detection limits are reported relative to sample result significant figures.
 Sample Amount : 1000ml Final Volume : 5ml
 Prepared by : JMuert Analyzed by : SDeeso

EMAX QUALITY CONTROL DATA
LAB CONTROL SAMPLE ANALYSIS

CLIENT : EUROFINS EATON ANALYTICAL
PROJECT : 989097
BATCH NO. : 22B233
METHOD : 3520C/8015B

MATRIX : WATER % MOISTURE:NA
DILUTION FACTOR: 1 1
SAMPLE ID : MBLK1W LCS1W
LAB SAMPLE ID : DSB034WB J5B034WL
LAB FILE ID : LB25009A LB25011A
DATE PREPARED : 02/24/22 16:15 02/24/22 16:15
DATE ANALYZED : 02/25/22 16:05 02/25/22 16:41
PREP BATCH : 22DSB034W 22DSB034W
CALIBRATION REF: LB25004A LB25004A

ACCESSION:

PARAMETERS	MBResult (mg/L)	SpikeAmt (mg/L)	LCSResult (mg/L)	LCSRec (%)	QCLimit (%)
JP5	ND	2.50	2.55	102	30-160

SURROGATE PARAMETERS	SpikeAmt (mg/L)	LCSResult (mg/L)	LCSRec (%)	QCLimit (%)
Bromobenzene	0.500	0.460	92	60-130
Hexacosane	0.125	0.146	117	60-130

MB: Method Blank sample LCS: Lab Control Sample

EMAX QUALITY CONTROL DATA
MS/MSD ANALYSIS

CLIENT : EUROFINS EATON ANALYTICAL
PROJECT : 989088
BATCH NO. : 22B231
METHOD : 3520C/8015B

```

=====
MATRIX : WATER % MOISTURE:NA
DILUTION FACTOR: 1 1 1
SAMPLE ID : 202202231101 202202231101MSD 202202231101MSD
LAB SAMPLE ID : 22B231-01 22B231-01M 22B231-01S
LAB FILE ID : LB25013A LB25016A LB25017A
DATE PREPARED : 02/24/22 16:15 02/24/22 16:15 02/24/22 16:15
DATE ANALYZED : 02/25/22 17:18 02/25/22 18:13 02/25/22 18:31
PREP BATCH : 22DSB034W 22DSB034W 22DSB034W
CALIBRATION REF: LB25004A LB25004A LB25004A
  
```

ACCESSION:

PARAMETERS	PSResult (mg/L)	SpikeAmt (mg/L)	MSResult (mg/L)	MSRec (%)	SpikeAmt (mg/L)	MSDResult (mg/L)	MSDRec (%)	RPD (%)	QCLimit (%)	MaxRPD (%)
JP5	ND	2.65	2.71	102	2.62	2.95	112	8	30-160	30

SURROGATE PARAMETERS	SpikeAmt (mg/L)	MSResult (mg/L)	MSRec (%)	SpikeAmt (mg/L)	MSDResult (mg/L)	MSDRec (%)	QCLimit (%)
Bromobenzene	0.530	0.469	88	0.525	0.493	94	60-130
Hexacosane	0.132	0.141	106	0.131	0.150	114	60-130

PS: Parent Sample MS: Matrix Spike MSD: Matrix Spike Duplicate

METHOD 3520C/8015B
 PETROLEUM HYDROCARBONS BY EXTRACTION

```

=====
Client      : EUROFINS EATON ANALYTICAL   Date Collected: 02/24/22 16:15
Project     : 989097                      Date Received: 02/24/22
Batch No.   : 22B233                      Date Extracted: 02/24/22 16:15
Sample ID   : MBLK1W                      Date Analyzed: 02/25/22 16:05
Lab Samp ID: DSB034WB                     Dilution Factor: 1
Lab File ID: LB25009A                     Matrix: WATER
Ext Btch ID: 22DSB034W                    % Moisture: NA
Calib. Ref.: LB25005A                     Instrument ID: D5
=====
    
```

PARAMETERS	RESULTS (mg/L)	RL (mg/L)	MDL (mg/L)	
JP8	ND	0.050	0.025	
SURROGATE PARAMETERS	RESULT	SPK_AMT	%RECOVERY	QC LIMIT
Bromobenzene	0.402	0.500	80	60-130
Hexacosane	0.143	0.125	115	60-130

Notes:

RL : Reporting Limit
 Parameter H-C Range
 JP8 C8-C18

Reported ND at RL quantitated per pattern recognition.

Detection limits are reported relative to sample result significant figures.

Sample Amount : 1000ml Final Volume : 5ml
 Prepared by : JMuert Analyzed by : SDeeso

EMAX QUALITY CONTROL DATA
LAB CONTROL SAMPLE ANALYSIS

CLIENT : EUROFINS EATON ANALYTICAL
PROJECT : 989097
BATCH NO. : 22B233
METHOD : 3520C/8015B

MATRIX : WATER % MOISTURE:NA
DILUTION FACTOR: 1 1
SAMPLE ID : MBLK1W LCS1W
LAB SAMPLE ID : DSB034WB J8B034WL
LAB FILE ID : LB25009A LB25012A
DATE PREPARED : 02/24/22 16:15 02/24/22 16:15
DATE ANALYZED : 02/25/22 16:05 02/25/22 17:00
PREP BATCH : 22DSB034W 22DSB034W
CALIBRATION REF: LB25005A LB25005A

ACCESSION:

PARAMETERS	MBResult (mg/L)	SpikeAmt (mg/L)	LCSResult (mg/L)	LCSRec (%)	QCLimit (%)
JP8	ND	2.50	2.28	91	30-160

SURROGATE PARAMETERS	SpikeAmt (mg/L)	LCSResult (mg/L)	LCSRec (%)	QCLimit (%)
Bromobenzene	0.500	0.529	106	60-130
Hexacosane	0.125	0.147	118	60-130

MB: Method Blank sample LCS: Lab Control Sample

EMAX QUALITY CONTROL DATA
MS/MSD ANALYSIS

CLIENT : EUROFINS EATON ANALYTICAL
PROJECT : 989088
BATCH NO. : 22B231
METHOD : 3520C/8015B

```

=====
MATRIX      : WATER                               % MOISTURE:NA
DILUTION FACTOR: 1                               1
SAMPLE ID   : 202202231101                       202202231101MSD
LAB SAMPLE ID : 22B231-01                         22B231-01S
LAB FILE ID  : LB25013A                          LB25019A
DATE PREPARED : 02/24/22 16:15                   02/24/22 16:15
DATE ANALYZED : 02/25/22 17:18                   02/25/22 19:08
PREP BATCH   : 22DSB034W                         22DSB034W
CALIBRATION REF: LB25005A                        LB25005A
  
```

ACCESSION:

PARAMETERS	PSResult (mg/L)	SpikeAmt (mg/L)	MSResult (mg/L)	MSRec (%)	SpikeAmt (mg/L)	MSDResult (mg/L)	MSDRec (%)	RPD (%)	QCLimit (%)	MaxRPD (%)
JP8	ND	2.65	2.33	88	2.60	2.68	103	14	30-160	30

SURROGATE PARAMETERS	SpikeAmt (mg/L)	MSResult (mg/L)	MSRec (%)	SpikeAmt (mg/L)	MSDResult (mg/L)	MSDRec (%)	QCLimit (%)
Bromobenzene	0.530	0.549	104	0.520	0.528	102	60-130
Hexacosane	0.132	0.160	121	0.130	0.156	120	60-130

PS: Parent Sample MS: Matrix Spike MSD: Matrix Spike Duplicate



3051 Fujita Street
Torrance, CA 90505
Tel: (310)-618-8889

Date: 03-10-2022
EMAX Batch No.: 22B231

Attn: Jackie Contreras

Eurofins Eaton Analytical
750 Royal Oaks Dr., Suite 100
Monrovia, CA 91016-3629

Subject: Laboratory Report
Project: 989088


Enclosed is the Laboratory report for samples received on 02/24/22.
The data reported relate only to samples listed below :

Sample ID	Control #	Col Date	Matrix	Analysis
202202231101	B231-01	02/21/22	WATER	TPH GASOLINE TPH
202202231102	B231-02	02/21/22	WATER	TPH GASOLINE
202202231101MS	B231-01M	02/21/22	WATER	TPH GASOLINE TPH
202202231101MSD	B231-01S	02/21/22	WATER	TPH GASOLINE TPH

The results are summarized on the following pages.

Please feel free to call if you have any questions concerning these results.

Sincerely yours,


Caspar J. Pang
Laboratory Director

This report is confidential and intended solely for the use of the individual or entity to whom it is addressed. This report shall not be reproduced except in full or without the written approval of EMAX.

EMAX certifies that results included in this report meets all TNI & DOD requirements unless noted in the Case Narrative.

NELAP Accredited Certificate Number CA002912021-19
ANAB Accredited DoD ELAP and ISO/IEC 17025 Certificate Number L2278 Testing
California ELAP Accredited Certificate Number 2672



Eaton Analytical

Ship To:
EMAX Laboratories, Inc.
3051 Fujita St.
Torrance, CA 90505

Phone: 310-618-8889 Fax: 310-618-0818

Folder #: 989088 Report Due: 03/02/2022

22 B231 Date: 2/24/2022

Submittal Form

*REPORTING REQUIREMENTS: Do Not Combine Reports with any other samples submitted under different Folder Numbers! Report & Invoice must have the Folder# 989088 Job # 1000014

Report all quality control data according to Method. Include dates analyzed. Date extracted (if extracted) and Method reference on the report. Results must have Complete data & QC with Approval Signature.

Reports: Jackie Contreras, Sub-Contracting Administrator
EMAIL TO: Eaton-MonroviaSubContracting@eurofins.com
Eurofins Eaton Analytical, LLC 750 Royal Oaks Drive, Suite 100, Monrovia, CA 91016
Phone: (626) 386-1165 Fax: (626) 386-1122
Invoices to: Eurofins Eaton Analytical, LLC
Accounts Payable 2425 New Holland Pike, Lancaster, PA 17605

2-3 day rush

Provide in each Report the Specified Start/End Date and Exp Date for requested tests + matrix. Samples from: HAWAII

Sample ID: 202202231101 Client Sample ID for reference on: HALAWA SHAFT-331-241-TP401 Sample Date & Time Matrix: 02/21/22 0940 DW Clip Code: PWSID: JLS

Sample type: Sample Event: Analysis Requested: (SUB)Gas Fraction Hydrocarbons

Method: SW 8015B EPA 5030C EPA 3550B EPA 8015 EPA 8015 Jet Fuel 5 C8-C18 Jet Fuel 8 C8-C18

Sample ID: 202202231102 Client Sample ID for reference on: TRAVEL BLANK: HALAWA SHAFT-331-241-TP401 Sample Date & Time Matrix: 02/21/22 0940 DW Clip Code: PWSID: JLS

Sample type: Sample Event: Analysis Requested: (SUB)Gas Fraction Hydrocarbons

Method: SW 8015B EPA 5030C

Relinquished by: [Signature] Date: 2/24/22 Time: 13:13
Received by: [Signature] Date: 2/24/22 Time: 13:13
Relinquished by: Sample Control Date: Time:
Received by: Sample Control Date: Time:
Temp: 1) 2.1 / 1.6
2) 3.0 / 2.5

NOTIFICATION REQUIRED IF RECEIVED OUTSIDE OF 0-6 CELSIUS

An Acknowledgement of Receipt is requested to attn: Jackie Contreras

Type of Delivery	Airbill / Tracking Number	ECN <u>22B231</u>
<input type="checkbox"/> Fedex <input type="checkbox"/> UPS <input type="checkbox"/> GSO <input type="checkbox"/> Others		Recipient <u>Alan Ramos</u>
<input type="checkbox"/> EMAX Courier <input checked="" type="checkbox"/> Client Delivery		Date <u>02/24/22</u> Time <u>13:13</u>

COC INSPECTION

<input checked="" type="checkbox"/> Client Name	<input checked="" type="checkbox"/> Client PM/FC	<input type="checkbox"/> Sampler Name	<input checked="" type="checkbox"/> Sampling Date/Time	<input checked="" type="checkbox"/> Sample ID	<input checked="" type="checkbox"/> Matrix
<input checked="" type="checkbox"/> Address	<input checked="" type="checkbox"/> Tel # / Fax #	<input type="checkbox"/> Courier Signature	<input checked="" type="checkbox"/> Analysis Required	<input type="checkbox"/> Preservative (if any)	<input checked="" type="checkbox"/> TAT
Safety Issues (if any)	<input type="checkbox"/> High concentrations expected	<input type="checkbox"/> From Superfund Site	<input type="checkbox"/> Rad screening required		

Note: _____

PACKAGING INSPECTION


Container <input checked="" type="checkbox"/> Cooler	<input type="checkbox"/> Box	<input type="checkbox"/> Other
Condition <u>Correction</u>	<input type="checkbox"/> Custody Seal	<input type="checkbox"/> Intact
Packaging <u>factor - 0.5</u>	<input checked="" type="checkbox"/> Bubble Pack	<input type="checkbox"/> Styrofoam
Temperatures (Cool, ≤6 °C but not frozen)	<input checked="" type="checkbox"/> Cooler 1 <u>2.1/1.6 °C</u>	<input checked="" type="checkbox"/> Cooler 2 <u>3.0/2.5 °C</u>
	<input type="checkbox"/> Cooler 3 _____ °C	<input type="checkbox"/> Cooler 4 _____ °C
	<input type="checkbox"/> Cooler 6 _____ °C	<input type="checkbox"/> Cooler 7 _____ °C
	<input type="checkbox"/> Cooler 8 _____ °C	<input type="checkbox"/> Cooler 9 _____ °C
	<input type="checkbox"/> Cooler 10 _____ °C	

Thermometer: A - S/N 210191066 a 14/14 B - S/N 210271396 C - S/N 210271399 D - S/N _____

Comments: Temperature is out of range. PM was informed IMMEDIATELY.

Note: _____

DISCREPANCIES

LabSampleID	LabSampleContainerID	Code	ClientSample Label ID / Information	Corrective Action
1	5-11	D2	Jet Fuel \emptyset is not indicated on label	NR
				

MS 2/28/22

pH holding time requirement for water samples is 15 mins. Water samples for pH analysis are received beyond 15 minutes from sampling time.

NOTES/OBSERVATIONS:

LEGEND:

Code Description-Sample Management

- D1 Analysis is not indicated in _____
- D2 Analysis mismatch COC vs label
- D3 Sample ID mismatch COC vs label
- D4 Sample ID is not indicated in _____
- D5 Container -[improper] [leaking] [broken]
- D6 Date/Time is not indicated in _____
- D7 Date/Time mismatch COC vs label
- D8 Sample listed in COC is not received
- D9 Sample received is not listed in COC
- D10 No initial/date on corrections in COC/label
- D11 Container count mismatch COC vs received
- D12 Container size mismatch COC vs received

Code Description-Sample Management

- D13 Out of Holding Time
- D14 Bubble is >6mm
- D15 No trip blank in cooler
- D16 Preservation not indicated in _____
- D17 Preservation mismatch COC vs label
- D18 Insufficient chemical preservative
- D19 Insufficient Sample
- D20 No filtration info for dissolved analysis
- D21 No sample for moisture determination
- D22 _____
- D23 _____
- D24 _____

Continue to next page.

Code Description-Sample Management

- R1 Proceed as indicated in COC Label
- R2 Refer to attached instruction
- R3 Cancel the analysis
- R4 Use vial with smallest bubble first
- R5 Log-in with latest sampling date and time+1 min
- R6 Adjust pH as necessary
- R7 Filter and preserved as necessary
- R8 Informed Client
- R9 _____
- R10 _____
- R11 _____
- R12 _____

REVIEWS:

Sample Labeling Jocelyne Solis-Ramos
 Date 02/24/22

SRF [Signature]
 Date [Signature]

PM MS
 Date 2/28/22

REPORTING CONVENTIONS

DATA QUALIFIERS:

Lab Qualifier	AFCEE Qualifier	Description
J	F	Indicates that the analyte is positively identified and the result is less than RL but greater than MDL.
N		Indicates presumptive evidence of a compound.
B	B	Indicates that the analyte is found in the associated method blank as well as in the sample at above QC level.
E	J	Indicates that the result is above the maximum calibration range or estimated value.
*	*	Out of QC limit.

Note: The above qualifiers are used to flag the results unless the project requires a different set of qualification criteria.

ACRONYMS AND ABBREVIATIONS:

CRDL	Contract Required Detection Limit
RL	Reporting Limit
MRL	Method Reporting Limit
PQL	Practical Quantitation Limit
MDL	Method Detection Limit
DO	Diluted out

DATES

The date and time information for leaching and preparation reflect the beginning date and time of the procedure unless the method, protocol, or project specifically requires otherwise.

LABORATORY REPORT FOR

EUROFINS EATON ANALYTICAL

989088

METHOD 5030B/8015B
TOTAL PETROLEUM HYDROCARBONS BY PURGE AND TRAP

SDG#: 22B231

CASE NARRATIVE

Client : EUROFINS EATON ANALYTICAL

Project: 989088

SDG : 22B231

METHOD 5030B/8015B TOTAL PETROLEUM HYDROCARBONS BY PURGE AND TRAP

A total of two(2) water samples were received on 02/24/22 to be analyzed for Total Petroleum Hydrocarbons by Purge and Trap in accordance with Method 5030B/8015B and project specific requirements.

Holding Time

Samples were analyzed within the prescribed holding time.

Calibration

Multi-calibration points were generated to establish initial calibration (ICAL). ICAL was verified using a secondary source (ICV). Continuing calibration (CCV) verifications were carried out on a frequency specified by the project. All calibration requirements were within acceptance criteria. Refer to calibration summary forms of ICAL, ICV and CCV for details. MRL was analyzed as required by the project. Refer to MRL summary form for details.

Method Blank

Method blank was prepared and analyzed at the frequency required by the project. For this SDG, one(1) method blank was analyzed. VG39B12B - result was compliant to project requirement. Refer to sample result summary form for details.

Lab Control Sample

Lab control sample was prepared and analyzed at a frequency required by the project. For this SDG, one(1) set of LCS/LCD was analyzed. VG39B12L/VG39B12C were within LCS limits. Refer to LCS summary form for details.

Matrix QC Sample

Matrix spike sample was prepared and analyzed at a frequency required by the project. For this SDG, one(1) set of MS/MSD was analyzed. Gasoline was within MS QC limits in B231-01M/B231-01S. Refer to Matrix QC summary form for details.

Surrogate

Surrogate was added on QC and field samples. All surrogate recoveries were within QC limits. Refer to sample result summary forms for details.

Sample Analysis

Samples were analyzed according to prescribed analytical procedures. Results were evaluated in accordance to project requirements. For this SDG, all quality control requirements were met.

LAB CHRONICLE
TOTAL PETROLEUM HYDROCARBONS BY PURGE AND TRAP

Client : EUROFINS EATON ANALYTICAL
Project : 989088

SDG NO. : 22B231
Instrument ID : GCT039

Client Sample ID	Laboratory Sample ID	Dilution Factor	% Moist	Analysis Date/Time	Extraction Date/Time	Sample Data FN	Calibration Data FN	Prep. Batch	Notes
MBLK1W	VG39812B	1	NA	02/24/2212:40	02/24/2212:40	EB24005A	EB24004A	22VG39812	Method Blank
LCS1W	VG39812L	1	NA	02/24/2213:16	02/24/2213:16	EB24006A	EB24004A	22VG39812	Lab Control Sample (LCS)
LCD1W	VG39812C	1	NA	02/24/2213:53	02/24/2213:53	EB24007A	EB24004A	22VG39812	LCS Duplicate
202202231101	B231-01	1	NA	02/24/2219:56	02/24/2219:56	EB24017A	EB24015A	22VG39812	Field Sample
202202231101MS	B231-01M	1	NA	02/24/2220:32	02/24/2220:32	EB24018A	EB24015A	22VG39812	Matrix Spike Sample (MS)
202202231101MSD	B231-01S	1	NA	02/24/2221:09	02/24/2221:09	EB24019A	EB24015A	22VG39812	MS Duplicate (MSD)
202202231102	B231-02	1	NA	02/24/2221:45	02/24/2221:45	EB24020A	EB24015A	22VG39812	Field Sample

FN - Filename
% Moist - Percent Moisture

SAMPLE RESULTS

METHOD 5030B/8015B
TOTAL PETROLEUM HYDROCARBONS BY PURGE AND TRAP

```

=====
Client      : EUROFINS EATON ANALYTICAL   Date Collected: 02/21/22 09:40
Project     : 989088                     Date Received: 02/24/22
Batch No.   : 22B231                     Date Extracted: 02/24/22 19:56
Sample ID   : 202202231101              Date Analyzed: 02/24/22 19:56
Lab Samp ID : B231-01                   Dilution Factor: 1
Lab File ID : EB24017A                  Matrix: WATER
Ext Btch ID : 22VG39B12                 % Moisture: NA
Calib. Ref. : EB24015A                  Instrument ID: 39
=====

```

PARAMETERS	RESULTS (mg/L)	RL (mg/L)	MDL (mg/L)		
GASOLINE	ND	0.020	0.010		
SURROGATE PARAMETERS	RESULT	SPK_AMT	%RECOVERY	QC LIMIT	
Bromofluorobenzene	0.0329	0.0400	82	60-140	

Notes:

Parameter H-C Range
Gasoline C6-C10
Reported ND at RL quantitated per pattern recognition.

Detection limits are reported relative to sample result significant figures.
Sample Amount : 5ml Final Volume : 5ml
Prepared by : SCerva Analyzed by : SCerva

QC SUMMARIES

EMAX QUALITY CONTROL DATA
LAB CONTROL SAMPLE ANALYSIS

CLIENT : EUROFINS EATON ANALYTICAL
PROJECT : 989088
BATCH NO. : 22B231
METHOD : 5030B/8015B

```

=====
MATRIX      : WATER                               % MOISTURE:NA
DILUTION FACTOR: 1                               1
SAMPLE ID   : MBLK1W                             LCS1W         LCD1W
LAB SAMPLE ID : VG39B12B                         VG39B12L     VG39B12C
LAB FILE ID  : EB24005A                         EB24006A     EB24007A
DATE PREPARED : 02/24/22 12:40                 02/24/22 13:16 02/24/22 13:53
DATE ANALYZED : 02/24/22 12:40                 02/24/22 13:16 02/24/22 13:53
PREP BATCH   : 22VG39B12                       22VG39B12   22VG39B12
CALIBRATION REF: EB24004A                       EB24004A    EB24004A
    
```

ACCESSION:

PARAMETERS	MBResult (mg/L)	SpikeAmt (mg/L)	LCSResult (mg/L)	LCSRcc (%)	SpikeAmt (mg/L)	LCDResult (mg/L)	LCDRcc (%)	RPD (%)	QCLimit (%)	MaxRPD (%)
Gasoline	ND	0.500	0.434	87	0.500	0.422	84	3	60-130	30

SURROGATE PARAMETER	SpikeAmt (mg/L)	LCSResult (mg/L)	LCSRcc (%)	SpikeAmt (mg/L)	LCDResult (mg/L)	LCDRcc (%)	QCLimit (%)
Bromofluorobenzene	0.0400	0.0397	99	0.0400	0.0400	100	70-130

MB: Method Blank sample LCS: Lab Control Sample LCD: Lab Control Sample Duplicate

EMAX QUALITY CONTROL DATA
MS/MSD ANALYSIS

CLIENT : EUROFINS EATON ANALYTICAL
PROJECT : 989088
BATCH NO. : 22B231
METHOD : 5030B/8015B

MATRIX	: WATER		% MOISTURE:NA
DILUTION FACTOR:	1	1	1
SAMPLE ID	: 202202231101	202202231101MS	202202231101MSD
LAB SAMPLE ID	: B231-01	B231-01M	B231-01S
LAB FILE ID	: EB24017A	EB24018A	EB24019A
DATE PREPARED	: 02/24/22 19:56	02/24/22 20:32	02/24/22 21:09
DATE ANALYZED	: 02/24/22 19:56	02/24/22 20:32	02/24/22 21:09
PREP BATCH	: 22VG39B12	22VG39B12	22VG39B12
CALIBRATION REF:	EB24015A	EB24015A	EB24015A

ACCESSION:

PARAMETERS	PSResult (mg/L)	SpikeAmt (mg/L)	MSResult (mg/L)	MSRec (%)	SpikeAmt (mg/L)	MSDResult (mg/L)	MSDRec (%)	RPD (%)	QCLimit (%)	MaxRPD (%)
Gasoline	ND	0.500	0.494	99	0.500	0.500	100	1	50-130	30

SURROGATE PARAMETER	SpikeAmt (mg/L)	MSResult (mg/L)	MSRec (%)	SpikeAmt (mg/L)	MSDResult (mg/L)	MSDRec (%)	QCLimit (%)
Bromofluorobenzene	0.0400	0.0410	103	0.0400	0.0428	107	60-140

PS: Parent Sample MS: Matrix Spike MSD: Matrix Spike Duplicate

LABORATORY REPORT FOR

EUROFINS EATON ANALYTICAL

989088

METHOD 3520C/8015B
TOTAL PETROLEUM HYDROCARBONS BY EXTRACTION

SDG#: 22B231

CASE NARRATIVE

Client : EUROFINS EATON ANALYTICAL

Project: 989088

SDG : 22B231

METHOD 3520C/8015B TOTAL PETROLEUM HYDROCARBONS BY EXTRACTION

One(1) water sample was received on 02/24/22 to be analyzed for Total Petroleum Hydrocarbons by Extraction in accordance with Method 3520C/8015B and project specific requirements.

Holding Time

The sample was analyzed within the prescribed holding time.

Calibration

Multi-calibration points were generated to establish initial calibration (ICAL). ICAL was verified using a secondary source (ICV). Continuing calibration (CCV) verifications were carried out on a frequency specified by the project. All calibration requirements were within acceptance criteria. Refer to calibration summary forms of ICAL, ICV and CCV for details. MRL was analyzed as required by the project. Refer to MRL summary form for details.

Method Blank

Method blank was prepared and analyzed at the frequency required by the project. For this SDG, one(1) method blank was analyzed. DSB034WB - result was compliant to project requirement. Refer to sample result summary form for details.

Lab Control Sample

Lab control sample was prepared and analyzed at a frequency required by the project. For this SDG, one(1) LCS was analyzed. Percent recovery for Diesel was within LCS QC limits in DSB034WL. Refer to LCS summary form for details.

Matrix QC Sample

Matrix spike sample was prepared and analyzed at a frequency required by the project. For this SDG, one(1) set of MS/MSD was analyzed. Diesel was within MS QC limits in 22B231-01M/22B231-01S. Refer to Matrix QC summary form for details.

Surrogate

Surrogates were added on QC and field samples. All surrogate recoveries were within QC limits. Refer to sample result summary forms for details.

Sample Analysis

The sample was analyzed according to prescribed analytical procedures. Results were evaluated in accordance to project requirements. For this SDG, all quality control requirements were met.

CASE NARRATIVE

Client : EUROFINS EATON ANALYTICAL

Project: 989088

SDG : 22B231

METHOD 3520C/8015B
PETROLEUM HYDROCARBONS BY EXTRACTION

One(1) water sample was received on 02/24/22 to be analyzed for Petroleum Hydrocarbons by Extraction in accordance with Method 3520C/8015B and project specific requirements.

Holding Time

The sample was analyzed within the prescribed holding time.

Calibration

Multi-calibration points were generated to establish initial calibration (ICAL). ICAL was verified using a secondary source (ICV). Continuing calibration (CCV) verifications were carried out on a frequency specified by the project. All calibration requirements were within acceptance criteria. Refer to calibration summary forms of ICAL, ICV and CCV for details. MRL was analyzed as required by the project. Refer to MRL summary form for details.

Method Blank

Method blank was prepared and analyzed at the frequency required by the project. For this SDG, one(1) method blank was analyzed. DSB034WB - result was compliant to project requirement. Refer to sample result summary form for details.

Lab Control Sample

Lab control sample was prepared and analyzed at a frequency required by the project. For this SDG, one(1) LCS was analyzed. Percent recovery for JP5 was within LCS QC limits in J5B034WL. Refer to LCS summary form for details.

Matrix QC Sample

Matrix spike sample was prepared and analyzed at a frequency required by the project. For this SDG, one(1) set of MS/MSD was analyzed. JP5 was within MS QC limits in 22B231-01M/22B231-01S. Refer to Matrix QC summary form for details.

Surrogate

Surrogates were added on QC and field samples. All surrogate recoveries were within QC limits. Refer to sample result summary forms for details.

Sample Analysis

The sample was analyzed according to prescribed analytical procedures. Results were evaluated in accordance to project requirements. For this SDG, all quality control requirements were met.

CASE NARRATIVE

Client : EUROFINS EATON ANALYTICAL

Project: 989088

SDG : 22B231

METHOD 3520C/8015B PETROLEUM HYDROCARBONS BY EXTRACTION

One(1) water sample was received on 02/24/22 to be analyzed for Petroleum Hydrocarbons by Extraction in accordance with Method 3520C/8015B and project specific requirements.

Holding Time

The sample was analyzed within the prescribed holding time.

Calibration

Multi-calibration points were generated to establish initial calibration (ICAL). ICAL was verified using a secondary source (ICV). Continuing calibration (CCV) verifications were carried out on a frequency specified by the project. All calibration requirements were within acceptance criteria. Refer to calibration summary forms of ICAL, ICV and CCV for details. MRL was analyzed as required by the project. Refer to MRL summary form for details.

Method Blank

Method blank was prepared and analyzed at the frequency required by the project. For this SDG, one(1) method blank was analyzed. DSB034WB - result was compliant to project requirement. Refer to sample result summary form for details.

Lab Control Sample

Lab control sample was prepared and analyzed at a frequency required by the project. For this SDG, one(1) LCS was analyzed. Percent recovery for JP8 was within LCS QC limits in J8B034WL. Refer to LCS summary form for details.

Matrix QC Sample

Matrix spike sample was prepared and analyzed at a frequency required by the project. For this SDG, one(1) set of MS/MSD was analyzed. JP8 was within MS QC limits in 22B231-01M/22B231-01S. Refer to Matrix QC summary form for details.

Surrogate

Surrogates were added on QC and field samples. All surrogate recoveries were within QC limits. Refer to sample result summary forms for details.

Sample Analysis

The sample was analyzed according to prescribed analytical procedures. Results were evaluated in accordance to project requirements. For this SDG, all quality control requirements were met.

LAB CHRONICLE
PETROLEUM HYDROCARBONS BY EXTRACTION

Client : EUROFINS EATON ANALYTICAL
Project : 989088

SDG NO. : 22B231
Instrument ID : D5

Client Sample ID	Laboratory Sample ID	Dilution Factor	% Moist	WATER		Extraction Date/Time	Sample Data FN	Calibration Data FN	Prep. Batch	Notes
				Analysis Date/Time	Extraction Date/Time					
MBLK1W	DSB034WB	1	NA	02/25/2216:05	02/24/2216:15	LB25009A	LB25004A	22DSB034W	Method Blank	
LCS1W	J5B034WL	1	NA	02/25/2216:41	02/24/2216:15	LB25011A	LB25004A	22DSB034W	Lab Control Sample (LCS)	
202202231101	B231-01	1	NA	02/25/2217:18	02/24/2216:15	LB25013A	LB25004A	22DSB034W	Field Sample	
202202231101MS	B231-01M	1	NA	02/25/2218:13	02/24/2216:15	LB25016A	LB25004A	22DSB034W	Matrix Spike Sample (MS)	
202202231101MSD	B231-01S	1	NA	02/25/2218:31	02/24/2216:15	LB25017A	LB25004A	22DSB034W	MS Duplicate (MSD)	

FN - Filename
% Moist - Percent Moisture

LAB CHRONICLE
 PETROLEUM HYDROCARBONS BY EXTRACTION

```

=====
Client       : EUROFINS EATON ANALYTICAL
Project      : 989088
SDG NO.     : 22B231
Instrument ID : D5
=====
    
```

Client Sample ID	Laboratory Sample ID	Dilution Factor	% Moist	WATER		Extraction Date/Time	Sample Data FN	Calibration Data FN	Prep. Batch	Notes
				Analysis Date/Time						
MBLK1W	DSB034WB	1	NA	02/25/2216:05		02/24/2216:15	LB25009A	LB25005A	22DSB034W	Method Blank
LCS1W	J8B034WL	1	NA	02/25/2217:00		02/24/2216:15	LB25012A	LB25005A	22DSB034W	Lab Control Sample (LCS)
202202231101	B231-01	1	NA	02/25/2217:18		02/24/2216:15	LB25013A	LB25005A	22DSB034W	Field Sample
202202231101MS	B231-01M	1	NA	02/25/2218:50		02/24/2216:15	LB25018A	LB25005A	22DSB034W	Matrix Spike Sample (MS)
202202231101MSD	B231-01S	1	NA	02/25/2219:08		02/24/2216:15	LB25019A	LB25005A	22DSB034W	MS Duplicate (MSD)

```

FN          - Filename
% Moist     - Percent Moisture
    
```

SAMPLE RESULTS

METHOD 3520C/8015B
TOTAL PETROLEUM HYDROCARBONS BY EXTRACTION

```

=====
Client      : EUROFINS EATON ANALYTICAL   Date Collected: 02/21/22 09:40
Project    : 989088                      Date Received: 02/24/22
Batch No.  : 22B231                      Date Extracted: 02/24/22 16:15
Sample ID  : 202202231101                Date Analyzed: 02/25/22 17:18
Lab Samp ID: 22B231-01                   Dilution Factor: 1
Lab File ID: LB25013A                    Matrix: WATER
Ext Btch ID: 22DSB034W                   % Moisture: NA
Calib. Ref.: LB25003A                    Instrument ID: D5
=====

```

PARAMETERS	RESULTS (mg/L)	RL (mg/L)	MDL (mg/L)
Diesel	ND	0.024	0.012
Motor Oil	ND	0.048	0.024

SURROGATE PARAMETERS	RESULT	SPK_AMT	%RECOVERY	QC LIMIT
Bromobenzene	0.406	0.475	86	60-130
Hexacosane	0.136	0.119	115	60-130

Notes:

Parameter H-C Range
Diesel C10-C24
Motor Oil C24-C36

Reported ND at RL quantitated per pattern recognition.

Detection limits are reported relative to sample result significant figures.

Sample Amount : 1050ml Final Volume : 5ml
Prepared by : JMuert Analyzed by : SDeeso

METHOD 3520C/8015B
 PETROLEUM HYDROCARBONS BY EXTRACTION

```

=====
Client      : EUROFINS EATON ANALYTICAL   Date Collected: 02/21/22 09:40
Project     : 989088                     Date Received: 02/24/22
Batch No.   : 22B231                     Date Extracted: 02/24/22 16:15
Sample ID   : 202202231101              Date Analyzed: 02/25/22 17:18
Lab Samp ID: 22B231-01                   Dilution Factor: 1
Lab File ID: LB25013A                    Matrix: WATER
Ext Btch ID: 22DSB034W                   % Moisture: NA
Calib. Ref.: LB25004A                    Instrument ID: D5
=====
  
```

PARAMETERS	RESULTS (mg/L)	RL (mg/L)	MDL (mg/L)		
JP5	ND	0.048	0.024		
SURROGATE PARAMETERS	RESULT	SPK_AMT	%RECOVERY	QC LIMIT	
Bromobenzene	0.406	0.475	86	60-130	
Hexacosane	0.136	0.119	115	60-130	

Notes:

RL : Reporting Limit
 Parameter H-C Range
 JP5 C8-C18

Reported ND at RL quantitated per pattern recognition.

Detection limits are reported relative to sample result significant figures.

Sample Amount : 1050ml Final Volume : 5ml
 Prepared by : JMuert Analyzed by : SDeeso

METHOD 3520C/8015B
 PETROLEUM HYDROCARBONS BY EXTRACTION

```

=====
Client      : EUROFINS EATON ANALYTICAL   Date Collected: 02/21/22 09:40
Project     : 989088                     Date Received: 02/24/22
Batch No.   : 22B231                     Date Extracted: 02/24/22 16:15
Sample ID   : 202202231101              Date Analyzed: 02/25/22 17:18
Lab Samp ID : 22B231-01                  Dilution Factor: 1
Lab File ID : LB25013A                   Matrix: WATER
Ext Btch ID : 22DSB034W                  % Moisture: NA
Calib. Ref.: LB25005A                    Instrument ID: D5
=====
  
```

PARAMETERS	RESULTS (mg/L)	RL (mg/L)	MDL (mg/L)	
JP8	ND	0.048	0.024	
SURROGATE PARAMETERS	RESULT	SPK_AMT	%RECOVERY	QC LIMIT
Bromobenzene	0.406	0.475	86	60-130
Hexacosane	0.136	0.119	115	60-130

Notes:

RL : Reporting Limit
 Parameter H-C Range
 JP8 C8-C18

Reported ND at RL quantitated per pattern recognition.

Detection limits are reported relative to sample result significant figures.

Sample Amount : 1050ml Final Volume : 5ml
 Prepared by : JMuert Analyzed by : SDeeso

QC SUMMARIES

METHOD 3520C/8015B
TOTAL PETROLEUM HYDROCARBONS BY EXTRACTION

```

=====
Client      : EUROFINS EATON ANALYTICAL   Date Collected: 02/24/22 16:15
Project     : 989088                     Date Received: 02/24/22
Batch No.   : 22B231                     Date Extracted: 02/24/22 16:15
Sample ID   : MBLK1W                     Date Analyzed: 02/25/22 16:05
Lab Samp ID: DSB034WB                   Dilution Factor: 1
Lab File ID: LB25009A                   Matrix: WATER
Ext Btch ID: 22DSB034W                  % Moisture: NA
Calib. Ref.: LB25003A                   Instrument ID: D5
=====

```

PARAMETERS	RESULTS (mg/L)	RL (mg/L)	MDL (mg/L)	
Diesel	ND	0.025	0.012	
Motor Oil	ND	0.050	0.025	
SURROGATE PARAMETERS	RESULT	SPK_AMT	%RECOVERY	QC LIMIT
Bromobenzene	0.402	0.500	80	60-130
Hexacosane	0.143	0.125	115	60-130

Notes:
Parameter H-C Range
Diesel C10-C24
Motor Oil C24-C36
Reported ND at RL quantitated per pattern recognition.

Detection limits are reported relative to sample result significant figures.
Sample Amount : 1000ml Final Volume : 5ml
Prepared by : JMuert Analyzed by : SDeeso

EMAX QUALITY CONTROL DATA
LAB CONTROL SAMPLE ANALYSIS

CLIENT : EUROFINS EATON ANALYTICAL
PROJECT : 989088
BATCH NO. : 22B231
METHOD : 3520C/8015B

MATRIX : WATER % MOISTURE:NA
DILUTION FACTOR: 1 1
SAMPLE ID : MBLK1W LCS1W
LAB SAMPLE ID : DSB034WB DSB034WL
LAB FILE ID : LB25009A LB25010A
DATE PREPARED : 02/24/22 16:15 02/24/22 16:15
DATE ANALYZED : 02/25/22 16:05 02/25/22 16:23
PREP BATCH : 22DSB034W 22DSB034W
CALIBRATION REF: LB25003A LB25003A

ACCESSION:

PARAMETERS	MBResult (mg/L)	SpikeAmt (mg/L)	LCSResult (mg/L)	LCSRec (%)	QCLimit (%)
Diesel	ND	2.50	2.37	95	50-130

SURROGATE PARAMETERS	SpikeAmt (mg/L)	LCSResult (mg/L)	LCSRec (%)	QCLimit (%)
Bromobenzene	0.500	0.426	85	60-130
Hexacosane	0.125	0.145	116	60-130

MB: Method Blank sample LCS: Lab Control Sample

EMAX QUALITY CONTROL DATA
MS/MSD ANALYSIS

CLIENT : EUROFINS EATON ANALYTICAL
PROJECT : 989088
BATCH NO. : 22B231
METHOD : 3520C/8015B

```

=====
MATRIX      : WATER                                % MOISTURE:NA
DILUTION FACTOR: 1                                1
SAMPLE ID   : 202202231101                        202202231101MSD
LAB SAMPLE ID : 22B231-01                          22B231-01S
LAB FILE ID  : LB25013A                            LB25015A
DATE PREPARED : 02/24/22 16:15                    02/24/22 16:15
DATE ANALYZED : 02/25/22 17:18                    02/25/22 17:55
PREP BATCH   : 22DSB034W                          22DSB034W
CALIBRATION REF: LB25003A                          LB25003A
  
```

ACCESSION:

PARAMETERS	PSResult (mg/L)	SpikeAmt (mg/L)	MSResult (mg/L)	MSRec (%)	SpikeAmt (mg/L)	MSDResult (mg/L)	MSDRec (%)	RPD (%)	QCLimit (%)	MaxRPD (%)
Diesel	ND	2.58	2.42	94	2.55	2.26	89	7	50-130	30

SURROGATE PARAMETERS	SpikeAmt (mg/L)	MSResult (mg/L)	MSRec (%)	SpikeAmt (mg/L)	MSDResult (mg/L)	MSDRec (%)	QCLimit (%)
Bromobenzene	0.515	0.437	85	0.510	0.383	75	60-130
Hexacosane	0.129	0.156	121	0.127	0.150	118	60-130

PS: Parent Sample MS: Matrix Spike MSD: Matrix Spike Duplicate

METHOD 3520C/8015B
 PETROLEUM HYDROCARBONS BY EXTRACTION

```

=====
Client      : EUROFINS EATON ANALYTICAL   Date Collected: 02/24/22 16:15
Project    : 989088                       Date Received: 02/24/22
Batch No.  : 22B231                       Date Extracted: 02/24/22 16:15
Sample ID  : MBLK1W                       Date Analyzed: 02/25/22 16:05
Lab Samp ID: DSB034WB                    Dilution Factor: 1
Lab File ID: LB25009A                    Matrix: WATER
Ext Btch ID: 22DSB034W                  % Moisture: NA
Calib. Ref.: LB25004A                   Instrument ID: D5
=====
    
```

PARAMETERS	RESULTS (mg/L)	RL (mg/L)	MDL (mg/L)	
JP5	ND	0.050	0.025	
SURROGATE PARAMETERS	RESULT	SPK_AMT	%RECOVERY	QC LIMIT
Bromobenzene	0.402	0.500	80	60-130
Hexacosane	0.143	0.125	115	60-130

Notes:

RL : Reporting Limit
 Parameter H-C Range
 JP5 C8-C18

Reported ND at RL quantitated per pattern recognition.

Detection limits are reported relative to sample result significant figures.

Sample Amount : 1000ml Final Volume : 5ml
 Prepared by : JMuert Analyzed by : SDeeso

EMAX QUALITY CONTROL DATA
LAB CONTROL SAMPLE ANALYSIS

CLIENT : EUROFINS EATON ANALYTICAL
PROJECT : 989088
BATCH NO. : 22B231
METHOD : 3520C/8015B

MATRIX : WATER % MOISTURE:NA
DILUTION FACTOR: 1 1
SAMPLE ID : MBLK1W LCS1W
LAB SAMPLE ID : DSB034WB J5B034WL
LAB FILE ID : LB25009A LB25011A
DATE PREPARED : 02/24/22 16:15 02/24/22 16:15
DATE ANALYZED : 02/25/22 16:05 02/25/22 16:41
PREP BATCH : 22DSB034W 22DSB034W
CALIBRATION REF: LB25004A LB25004A

ACCESSION:

PARAMETERS	MBResult (mg/L)	SpikeAmt (mg/L)	LCSResult (mg/L)	LCSRec (%)	QCLimit (%)
JP5	ND	2.50	2.55	102	30-160

SURROGATE PARAMETERS	SpikeAmt (mg/L)	LCSResult (mg/L)	LCSRec (%)	QCLimit (%)
Bromobenzene	0.500	0.460	92	60-130
Hexacosane	0.125	0.146	117	60-130

MB: Method Blank sample LCS: Lab Control Sample

EMAX QUALITY CONTROL DATA
MS/MSD ANALYSIS

CLIENT : EUROFINS EATON ANALYTICAL
PROJECT : 989088
BATCH NO. : 22B231
METHOD : 3520C/8015B

```

=====
MATRIX      : WATER                               % MOISTURE:NA
DILUTION FACTOR: 1                               1
SAMPLE ID   : 202202231101                       202202231101MSD
LAB SAMPLE ID : 22B231-01                         22B231-01S
LAB FILE ID  : LB25013A                           LB25016A
DATE PREPARED : 02/24/22 16:15                   02/24/22 16:15
DATE ANALYZED : 02/25/22 17:18                   02/25/22 18:31
PREP BATCH   : 22DSB034W                          22DSB034W
CALIBRATION REF: LB25004A                          LB25004A
=====
  
```

ACCESSION:

PARAMETERS	PSResult (mg/L)	SpikeAmt (mg/L)	MSResult (mg/L)	MSRec (%)	SpikeAmt (mg/L)	MSDResult (mg/L)	MSDRec (%)	RPD (%)	QCLimit (%)	MaxRPD (%)
JP5	ND	2.65	2.71	102	2.62	2.95	112	8	30-160	30

SURROGATE PARAMETERS	SpikeAmt (mg/L)	MSResult (mg/L)	MSRec (%)	SpikeAmt (mg/L)	MSDResult (mg/L)	MSDRec (%)	QCLimit (%)
Bromobenzene	0.530	0.469	88	0.525	0.493	94	60-130
Hexacosane	0.132	0.141	106	0.131	0.150	114	60-130

PS: Parent Sample MS: Matrix Spike MSD: Matrix Spike Duplicate

METHOD 3520C/8015B
 PETROLEUM HYDROCARBONS BY EXTRACTION

```

=====
Client      : EUROFINS EATON ANALYTICAL   Date Collected: 02/24/22 16:15
Project     : 989088                     Date Received: 02/24/22
Batch No.   : 22B231                     Date Extracted: 02/24/22 16:15
Sample ID   : MBLK1W                     Date Analyzed: 02/25/22 16:05
Lab Samp ID: DSB034WB                   Dilution Factor: 1
Lab File ID: LB25009A                   Matrix: WATER
Ext Btch ID: 22DSB034W                 % Moisture: NA
Calib. Ref.: LB25005A                 Instrument ID: D5
=====
    
```

PARAMETERS	RESULTS (mg/L)	RL (mg/L)	MDL (mg/L)	
JP8	ND	0.050	0.025	
SURROGATE PARAMETERS	RESULT	SPK_AMT	%RECOVERY	QC LIMIT
Bromobenzene	0.402	0.500	80	60-130
Hexacosane	0.143	0.125	115	60-130

Notes:

RL : Reporting Limit
 Parameter H-C Range
 JP8 C8-C18
 Reported ND at RL quantitated per pattern recognition.

Detection limits are reported relative to sample result significant figures.
 Sample Amount : 1000ml Final Volume : 5ml
 Prepared by : JMuert Analyzed by : SDeeso

EMAX QUALITY CONTROL DATA
LAB CONTROL SAMPLE ANALYSIS

CLIENT : EUROFINS EATON ANALYTICAL
PROJECT : 989088
BATCH NO. : 22B231
METHOD : 3520C/8015B

MATRIX : WATER % MOISTURE:NA
DILUTION FACTOR: 1 1
SAMPLE ID : MBLK1W LCS1W
LAB SAMPLE ID : DSB034WB J8B034WL
LAB FILE ID : LB25009A LB25012A
DATE PREPARED : 02/24/22 16:15 02/24/22 16:15
DATE ANALYZED : 02/25/22 16:05 02/25/22 17:00
PREP BATCH : 22DSB034W 22DSB034W
CALIBRATION REF: LB25005A LB25005A

ACCESSION:

PARAMETERS	MBResult (mg/L)	SpikeAmt (mg/L)	LCSResult (mg/L)	LCSRec (%)	QCLimit (%)
JP8	ND	2.50	2.28	91	30-160

SURROGATE PARAMETERS	SpikeAmt (mg/L)	LCSResult (mg/L)	LCSRec (%)	QCLimit (%)
Bromobenzene	0.500	0.529	106	60-130
Hexacosane	0.125	0.147	118	60-130

MB: Method Blank sample LCS: Lab Control Sample

EMAX QUALITY CONTROL DATA
MS/MSD ANALYSIS

CLIENT : EUROFINS EATON ANALYTICAL
PROJECT : 989088
BATCH NO. : 22B231
METHOD : 3520C/8015B

MATRIX	: WATER		% MOISTURE:NA
DILUTION FACTOR:	1	1	1
SAMPLE ID	: 202202231101	202202231101MS	202202231101MSD
LAB SAMPLE ID	: 22B231-01	22B231-01M	22B231-01S
LAB FILE ID	: LB25013A	LB25018A	LB25019A
DATE PREPARED	: 02/24/22 16:15	02/24/22 16:15	02/24/22 16:15
DATE ANALYZED	: 02/25/22 17:18	02/25/22 18:50	02/25/22 19:08
PREP BATCH	: 22DSB034W	22DSB034W	22DSB034W
CALIBRATION REF:	LB25005A	LB25005A	LB25005A

ACCESSION:

PARAMETERS	PSResult (mg/L)	SpikeAmt (mg/L)	MSResult (mg/L)	MSRec (%)	SpikeAmt (mg/L)	MSDResult (mg/L)	MSDRec (%)	RPD (%)	QCLimit (%)	MaxRPD (%)
JP8	ND	2.65	2.33	88	2.60	2.68	103	14	30-160	30

SURROGATE PARAMETERS	SpikeAmt (mg/L)	MSResult (mg/L)	MSRec (%)	SpikeAmt (mg/L)	MSDResult (mg/L)	MSDRec (%)	QCLimit (%)
Bromobenzene	0.530	0.549	104	0.520	0.528	102	60-130
Hexacosane	0.132	0.160	121	0.130	0.156	120	60-130

PS: Parent Sample MS: Matrix Spike MSD: Matrix Spike Duplicate