

BOARD OF WATER SUPPLY

CITY AND COUNTY OF HONOLULU
630 SOUTH BERETANIA STREET
HONOLULU, HI 96843
www.boardofwatersupply.com



November 16, 2021

RICK BLANGIARDI, MAYOR

BRYAN P. ANDAYA, Chair
KAPUA SPROAT, Vice Chair
RAY C. SOON
MAX J. SWORD
NA'ALEHU ANTHONY

JADE T. BUTAY, Ex-Officio
ROGER BABCOCK, Jr., Ex-Officio

ERNEST Y. W. LAU, P.E.
Manager and Chief Engineer

ELLEN E. KITAMURA, P.E.
Deputy Manager and Chief Engineer

NOTICE

The Board of Water Supply, City and County of Honolulu, will hold a Regular Meeting on Monday, November 22, 2021, at 2:00 p.m. in the Boardroom, Public Service Building, 630 South Beretania Street, Honolulu, Hawaii.

Pursuant to the Emergency Proclamation issued by Governor David Y. Ige on October 1, 2021, related to the COVID-19 emergency, in order to allow public participation in a manner consistent with social distancing practices, the following procedures are in effect for the meeting.

Some Board members may be participating in the meeting by interactive conference technology from remote locations.

TESTIMONY

Testimony can be submitted as follows:

- Written testimony may be emailed to board@hbws.org or faxed to (808) 748-5079. Testimony is due by Monday, November 22, 2021, at noon. Written testimonies should include the submitter's address, email address, and phone number. Written testimony will be posted to the BWS website at boardofwatersupply.com.
- Mail written testimony to Board of Water Supply, 630 S. Beretania St., Honolulu, HI 96843. Testimony is due by Monday, November 22, 2021, at noon.
- On-line testimony will be accepted at boardofwatersupply.com/testimony. Fill out the testimony form. Due by Monday, November 22, 2021, at noon.
- Telephone testimony will be accepted during the meeting at (808) 748-6040. Callers will be placed in a queue and brought up to testify one at a time.
- In-person testimony will not be accepted.

Testimony is limited to two (2) minutes and shall be presented by the registered speaker only.

MATERIALS AVAILABLE FOR INSPECTION

Meeting materials ("board packet" under HRS Section 92-7.5) are accessible at www.boardofwatersupply.com/boardmeetings.

VIEWING THE MEETING

The meeting will be viewable via live streaming on:

(1) the BWS website: www.boardofwatersupply.com/live. Video will appear on screen. You may have to click the arrow on video to start it. You may have to unmute audio as muted audio tends to be the default setting.

SPECIAL REQUESTS AND ACCOMMODATIONS

If you require special assistance, an auxiliary aid or service, and/or an accommodation due to a disability to participate in this meeting (i.e., sign language interpreter; interpreter for language other than English, or wheelchair accessibility), please call (808) 748-5172 or email your request to board@hbws.org at least three business days prior to the meeting date.

The agenda for the November 22, 2021, Regular Meeting of the Board of Water Supply is as follows:

ITEMS REQUIRING BOARD ACTION

1. Approval of the Minutes of the Regular Meeting Held on October 25, 2021

ITEMS FOR INFORMATION

1. Capital Improvement Program Quarterly Update
2. Financial Update for the Quarter Ended September 30, 2021
3. Status Update of Groundwater Levels at All Index Stations
4. Water Main Repair Report for October 2021
5. Schedule of Monthly Board Meetings for Calendar Year 2022

EXECUTIVE SESSION

1. Approval of the Minutes of the Executive Session Held on October 25, 2021
2. To Consult with the Board's Attorney on Questions and Issues Pertaining to the Board of Water Supply's Proposed Settlement of a Case Against the Board of Water Supply Entitled Robert Norton Wallace v. Board of Water Supply et. Al., Civil No. 1CCV-20-0000642 [HRS §92-5(a)(4)]
3. To Consult with the Board's Attorney on Questions and Issues Pertaining to the Board's Powers, Duties, Privileges, Immunities, and Liabilities Pertaining to Matters Concerning the AOA O Terrazza/Corte Bella/Las Brisas/Tiburon's Water Use and Delinquent Water and Sewer Service Charges [HRS § 92-5(a)(4)]

MINUTES

THE REGULAR MEETING OF THE BOARD OF WATER SUPPLY

November 22, 2021

At 2:00 PM on November 22, 2021, in the Board Room of the Public Service Building at 630 South Beretania Street, Honolulu, Hawaii, Board Chair Andaya called to order the Regular Meeting.

Present: Bryan P. Andaya, Chair
Kapua Sproat, Vice Chair via WebEx
Ray C. Soon, Board Member
Na'alehu Anthony, Board Member via WebEx
Jade T. Butay, Board Member, Ex-Officio
via WebEx
Roger Babcock, Jr., Board Member, Ex-Officio
via WebEx

Also Present: Ernest Lau, Manager and Chief Engineer
Ellen Kitamura, Deputy Manager and Chief Engineer
via WebEx
Jason Takaki, Program Administrator,
Capital Projects Division via WebEx
Jennifer Elflein, Program Administrator,
Customer Care Division via Vimeo
Kathleen Elliott-Pahinui, Information Officer,
Communications Office via Vimeo
Raelynn Nakabayashi, Executive Assistant I,
Executive Support Office via Vimeo
Jason Nikaido, Acting Program Administrator,
Field Operations Division via WebEx
Joseph Cooper, Waterworks Controller,
Finance Division via WebEx
Michele Thomas, Executive Assistant I,
Human Resources Office via Vimeo
Henderson Nuuhiwa, Program Administrator,
Information Technology Division
via Vimeo
Michael Matsuo, Land Administrator, Land Division
via WebEx
Erwin Kawata, Program Administrator,
Water Quality Division via Vimeo
Barry Usagawa, Program Administrator,
Water Resources Division via WebEx
Kevin Ihu, Program Administrator,
Water System Operations Division
via Vimeo
Kathy Mitchell, Administrative Services Officer
via Vimeo

Deanna Thyssen, Manager's Secretary via WebEx
Joy Cruz-Achui, Board Secretary
Steven Norstrom, Information Specialist II,
Communications Office via WebEx
Stella Bernardo, Information Specialist II,
Communications Office via WebEx
Blaine Fergerstrom, Information Specialist II,
Communications Office via WebEx

Others Present: Jeff Lau, Deputy Corporation Counsel
via WebEx
Jessica Wong, Deputy Corporation Counsel
via WebEx

Absent: Max J. Sword, Board Member

REGULAR MEETING

Chair Bryan Andaya requested a roll call for the Regular Meeting. Chair Andaya asked each Board Member to respond verbally when their names were called. Vice Chair Kapua Sproat, aye; Board Member Ray Soon, aye; Board Member Na'alehu Anthony, aye; and Board Member Jade Butay, aye. He announced that Board Member Max Sword would not be able to join the meeting.

At 2:02 PM Chair Andaya acknowledged that Board Member Roger Babcock joined the Board Meeting.

Chair Andaya introduced those present in the Boardroom, Manager Ernest Lau and Board Secretary Joy Cruz-Achiu.

Chair Andaya announced that Steven Norstrom, Information Specialist II from the Communications Office would be monitoring public testimony via WebEx. Also joining via WebEx from the City and County Corporation Counsel were Deputy Jeff Lau and Deputy Jessica Wong.

Chair Andaya requested all attendees calling in or video conferencing to please mute their microphones when not speaking to the audience. When intending to speak, unmute their microphone and identify themselves before speaking. He announced if anyone on WebEx should encounter any technical issues during the the meeting to please use the WebEx chat to connect with the Board of Water Supply (BWS) support team.

Chair Andaya the following procedures are in effect for the meeting:

Board Members are participating from remote locations via WebEx.

Chair Andaya shared the various ways to submit testimony: Written testimony may be submitted by email to board@hbws.org, by fax to (808) 748-5079; mailed to Board of Water Supply, 630 S. Beretania St., Honolulu, HI 96843; or online at the boardofwatersupply.com/testimony, which were all due on Monday, November 22, 2021, at noon. However, late testimony will be accepted by email, fax, or mail. Telephone testimony is accepted by calling (808)748-6040, where you will be put in the queue and allowed to testify one at a time. Unfortunately, due to the pandemic, in-person testimony is suspended. Pursuant to HRS Section 92-7.5, Board Meeting materials are available to view on our website at www.boardofwatersupply.com/boardmeeting.

Chair Andaya also announced the Board Meeting is broadcast live on the BWS website at www.boardofwatersupply.com/live.

APPROVAL OF MEETING	Approval of the Minutes of the Regular Meeting held on October 25, 2021
MOTION TO APPROVE	Roger Babcock and Kapua Sproat motioned and seconded, respectively, to approve the Minutes of the Regular Meeting of October 25, 2021. The motion was unanimously carried.

THE MINUTES OF THE REGULAR MEETING HELD ON
 OCTOBER 25, 2021, WERE APPROVED AT THE
 NOVEMBER 22, 2021 BOARD MEETING

	AYE	NO	COMMENT
BRYAN P. ANDAYA	X		
KAPUA SPROAT	X		
RAY C. SOON	X		
MAX J. SWORD			ABSENT
NA'ALEHU ANTHONY	X		
JADE T. BUTAY	X		
ROGER BABCOCK, JR.	X		

ITEM FOR INFORMATION NO. 1

"November 22, 2021

CAPITAL
IMPROVEMENT
PROGRAM
QUARTER
UPDATE

Chair and Members
Board of Water Supply
City and County of Honolulu
Honolulu, Hawaii 96843

Subject: Capital Improvement Program Quarterly Update

Jason Takaki, Program Administrator, Capital Projects Division, will provide an update on the Capital Improvement Program.

/s/ ERNEST Y. W. LAU, P.E
Manager and Chief Engineer

Attachment"

The foregoing was for information only.

DISCUSSION:

Jason Takaki, Program Administrator, Capital Projects Division, gave the report.

Chair Andaya inquired if the trend has affected the execution of projects or the budget.

Mr. Takaki replied that in the first quarter the trend over the years show minimal change. During the first quarter, the staff is completing and executing fourth quarter projects from the prior fiscal year. Mr. Takaki mentioned with the adoption of Indefinite Delivery, Indefinite Quantity Contracts (IDIQ) has allowed the BWS to contract small work orders without the need for bids.

Chair Andaya asked if the budget execution amounts are awarded or encumbered.

Mr. Takaki responded that the amounts are encumbered.

Chair Andaya inquired if the completed projects listed on the table presented reflect contracts that are completed by quarter.

Mr. Takaki replied that each quarter should reflect completed projects.

Chair Andaya asked if at the end of each fiscal year the projects completed would match the total amount awarded or are there carryovers from previous years.

Mr. Takaki responded that majority of the BWS's projects take multiple years to complete.

Manager Ernest Lau added that completed projects could be from previous fiscal years.

Chair Andaya commented he looks forward to seeing progress.

Board Member Ray Soon commented that the total budget for ongoing projects has nearly doubled to \$372 million.

Mr. Takaki agreed stating that as projects are completed more projects are added to the overall workload.

Board Member Soon inquired what hinders the BWS from completing projects in a shorter timeframe?

Mr. Takaki replied that the BWS struggles with having sufficient staff to process all the paperwork to close out the project. In addition, the projects are not simple and at times a quick resolution to resolve issues may not be possible.

Chair Andaya and Board Member Soon asked if the BWS would be able to provide a progress report for all of the outstanding design and construction projects which could track the progress of projects from beginning to completion.

Manager Lau responded that the BWS would work on a summary report that provides performance metrics on project execution and completion.

Chair Andaya stated that if there is anything that the Board would be able to assist with, the Board is available to work with the BWS as a team. He expressed his appreciation to the BWS.

Quarterly Capital Improvement Program Status Report
All Divisions
as of September 30, 2021

Quarter Awarded	JUL - SEP		OCT - DEC		JAN - MAR		APR - JUN		Awarded to Date	Total Budgeted
Design Contracts Awarded (#/\$)	0	\$0.00	0	\$0.00	0	\$0.00	0	\$0.00	\$0.00	\$23,465,000.00
Construction Contracts Awarded (#/\$)	3	\$790,781.00	0	\$0.00	0	\$0.00	0	\$0.00	\$790,781.00	\$128,010,000.00
Land Purchases (#/\$)	0	\$0.00	0	\$0.00	0	\$0.00	0	\$0.00	\$0.00	\$100,000.00
Project Totals	3	\$790,781.00	0	\$0.00	0	\$0.00	0	\$0.00	\$790,781.00	\$151,575,000.00

Quarter Completed	JUL - SEP		OCT - DEC		JAN - MAR		APR - JUN		Totals
Design Contracts Completed (#/\$)	0	\$0.00	0	\$0.00	0	\$0.00	0	\$0.00	\$0.00
Construction Contracts Completed (#/\$)	0	\$0.00	0	\$0.00	0	\$0.00	0	\$0.00	\$0.00
Totals	0	\$0.00	0	\$0.00	0	\$0.00	0	\$0.00	\$0.00

Ongoing Projects	
Ongoing Design Projects (#)	248
Ongoing Design Projects (\$)	\$111,836,797.22
Ongoing Construction Projects (#)	168
Ongoing Construction Projects (\$)	\$372,000,007.07

Quarterly Capital Improvement Program Status Report
All Divisions

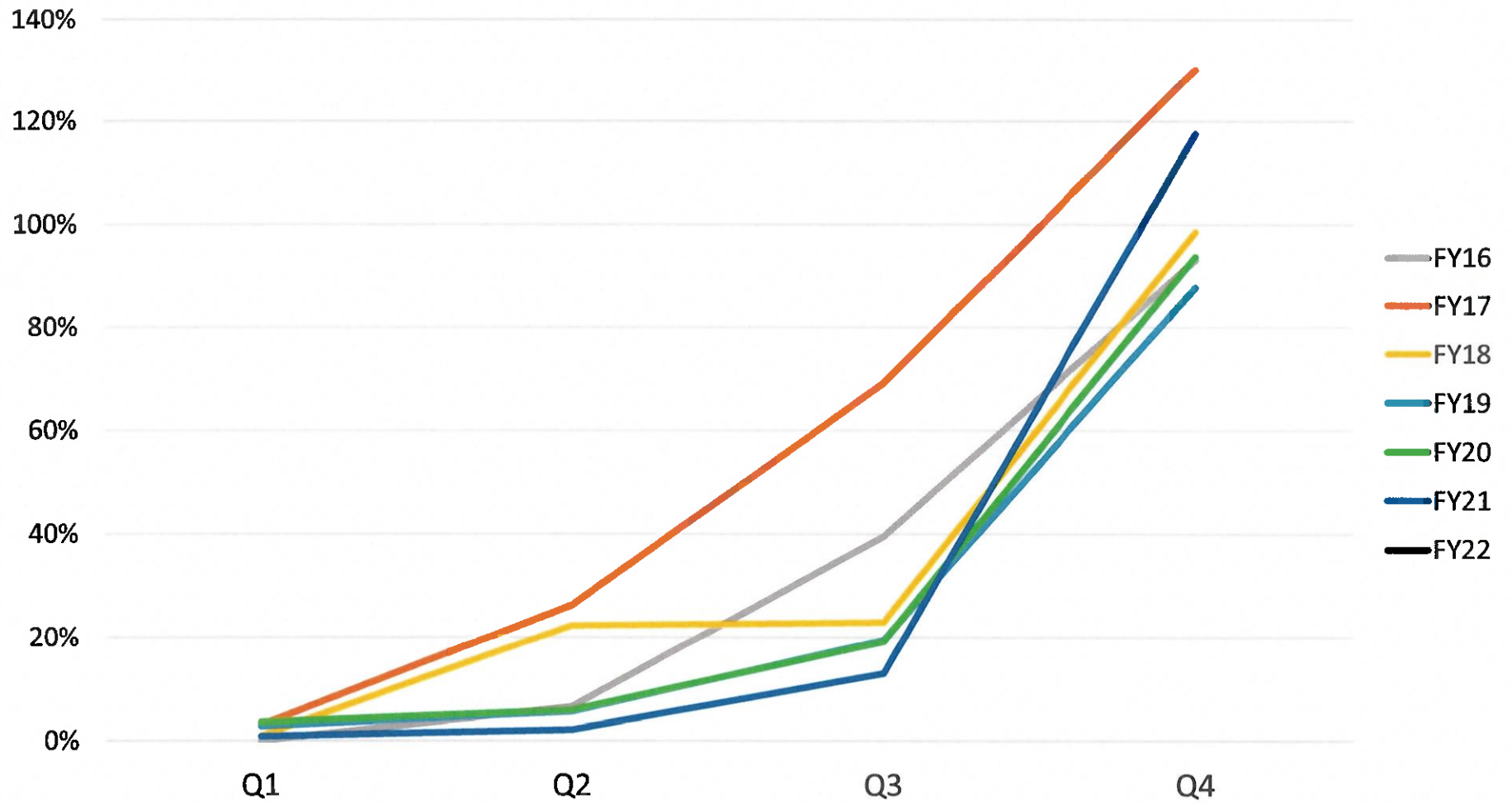
DESIGN AND CONSTRUCTION PROJECTS AWARDED - FIRST QUARTER FY 2022

Item #	Project Title	Expend Type	Budget Amount	Awarded
22-010H	Aiea Gulch Wells: Replacement of Pump No. 1	CONST	\$260,721.00	\$260,721.00
22-010B	HECO Waiiau Wells: Replacement of Pump No. 1A & No. 2A	CONST	190,578.00	190,578.00
22-010A	Palolo Wells: Replacement of Pump No. 1	CONST	339,482.00	339,482.00
1st Quarter totals			\$790,781.00	\$790,781.00

DESIGN AND CONSTRUCTION PROJECTS COMPLETED - FIRST QUARTER FY 2022

Job #	Project Title	Completion Date	Contract Amount
	No completions reported in this quarter of the fiscal year.		
1st Quarter totals			\$0.00

Cumulative % Budget Execution by Quarter



ITEM FOR INFORMATION NO. 2

"November 22, 2021

FINANCIAL
UPDATE FOR
THE QUARTER
ENDED
SEPTEMBER
30, 2021

Chair and Members
Board of Water Supply
City and County of Honolulu
Honolulu, Hawaii 96843

Subject: Financial Update for the Quarter Ended September 30, 2021

The following Board of Water Supply's financial reports and graphs are attached:

- Budget vs Actual Revenue and Expense Totals
- Statement of Revenues, Expenses and Change in Net Assets
- Balance Sheet
- Budget vs Actual Appropriation Budget – Total BWS Summary
- Graph Representing Operating Expenditures by Category
- Graphs of Total Budgeted Operating Expenditures and Total Budgeted Operating Revenues

/s/ ERNEST Y. W. LAU, P.E
Manager and Chief Engineer

Attachment"

The foregoing was for information only.

DISCUSSION:

Joseph Cooper, Waterworks Controller, Finance Division, gave the report. There were comments or discussion.



FINANCIAL PERFORMANCE JULY 2021–SEPT 2021

Joe Cooper
November 22, 2021
boardofwatersupply.com



BUDGET TO ACTUAL JULY 2021 – SEPT 2021

- Actual Revenue \$68.5 million vs.
- Budgeted Revenue \$68.4 million

- Operating costs are \$54.3 million vs.
- Budgeted costs of \$54.7 million

- Actual Net Revenue \$14.3 million vs.
- Budgeted Net Revenue \$13.7 million



COST DRIVERS

Year to Date Sept 2021

	Actual (millions)	Budget (millions)
• Personnel	\$ 11	\$ 13
• Services/Supplies	\$ 20	\$ 20
• Equipment	\$ 0	\$ 0.2
• Debt Service	\$ 8	\$ 8
• Utilities	\$ 6	\$ 6



OPERATING BUDGET

FY2022 1ST QUARTER - BUDGET VS ACTUAL
BUDGETED EXPENDITURES ARE \$54.7M VS. ACTUAL EXPENDITURES OF \$53.2M
OF THE \$1.5M VARIANCE...

Water Quality - \$5.4M Over Budget

- Professional Services (\$5.6M Over)
- Due to an Encumbrance of \$7.9M

Fixed Charges - \$1.3M Over Budget

- Employee Retirement System ERS (\$1.1M Over)
- Other Post Employment Benefits OPEB (\$125K Over)

Field Operations - \$3.1M Under Budget

- Salaries & Wages (\$921K Under)
- Meters (\$594K Under)
- Materials (\$434K Under)
- Other Contractual Svc (\$287K Under)

Information Technology - \$2.4M Under Budget

- Other Contractual Services (1.4M Under)
- Software Licenses Maintenance (284K Under)

Water System Operations - \$731K Under Budget

- Salaries & Wages (\$376K Under)
- Professional Services (\$150K Under)

Land - \$538K Under Budget

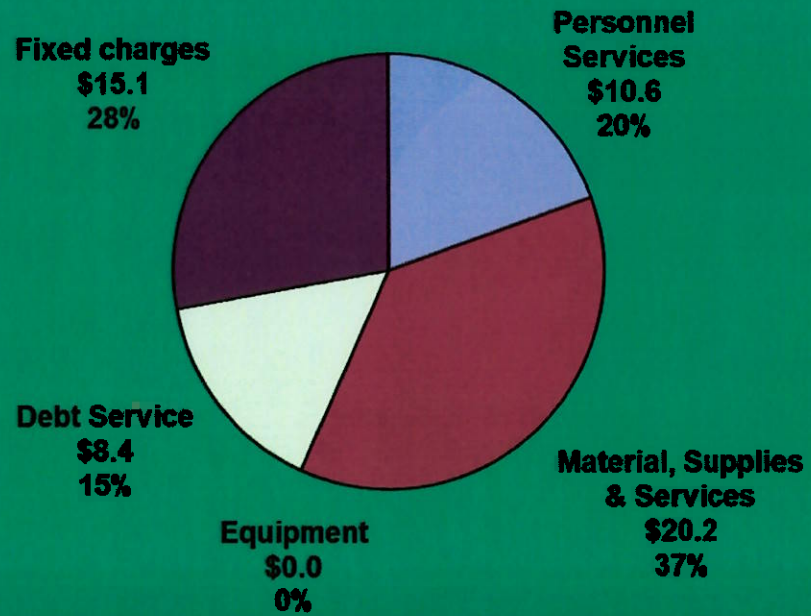
- Professional Services (\$500K Under)

Capital Projects - \$405K Under Budget

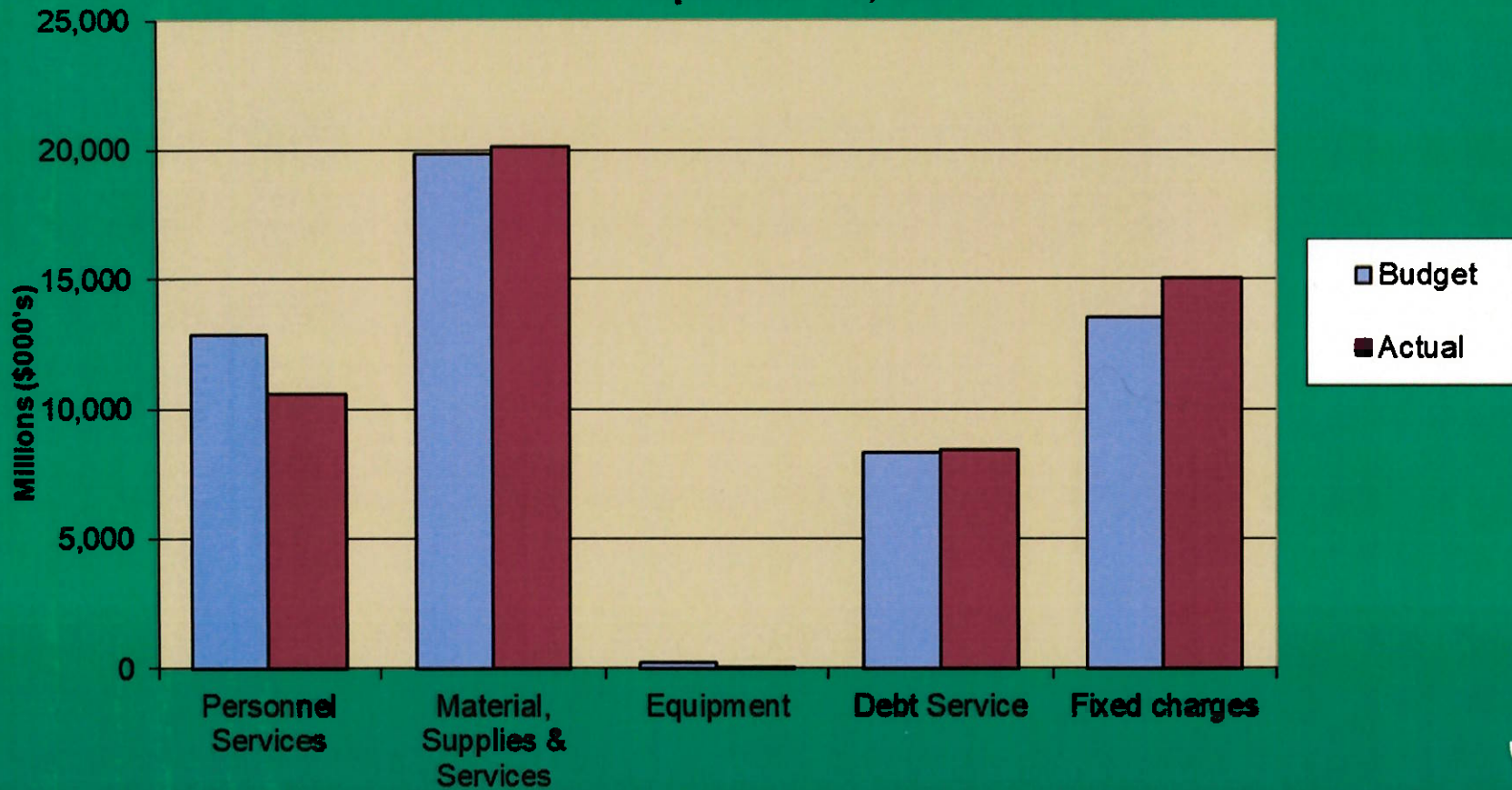
- Professional Services (\$250K Under)
- Salaries & Wages (\$161K Under)



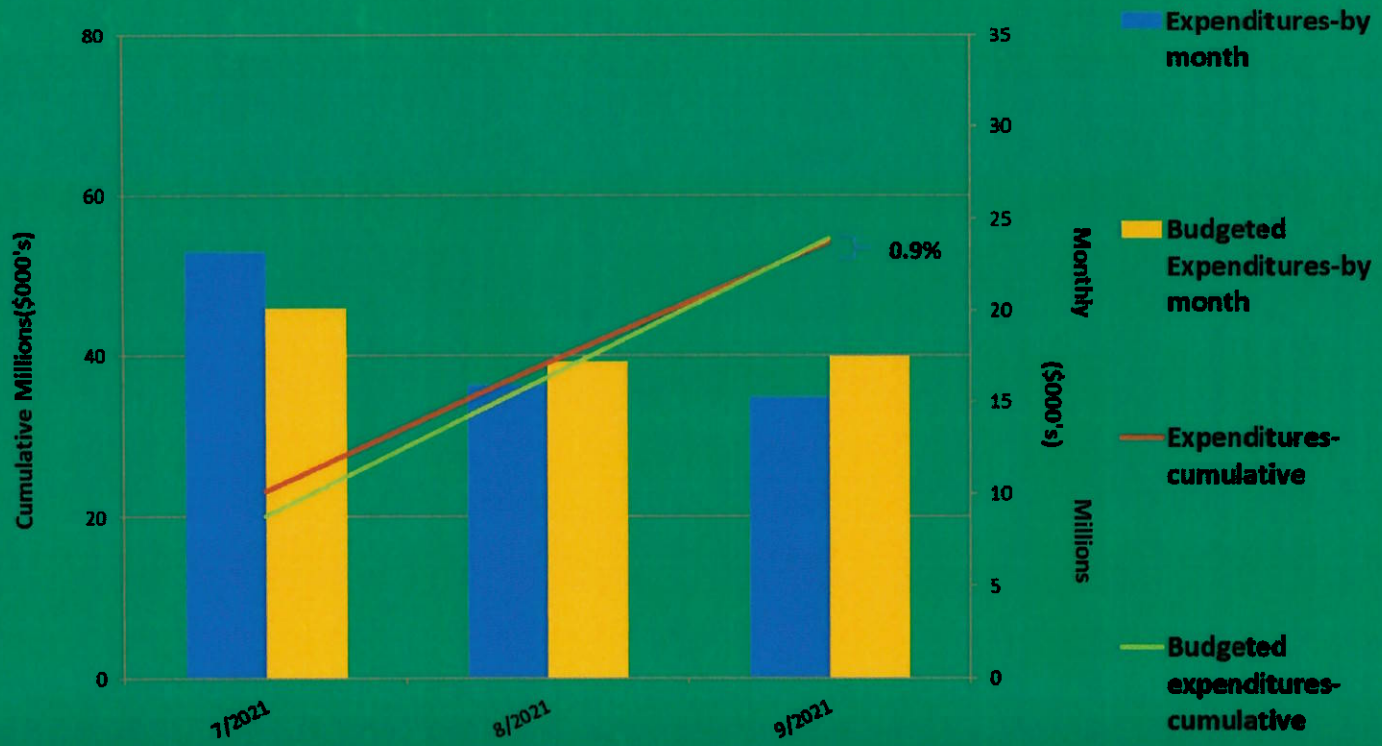
Total Operating Expenditures - \$54.3
As of September 30, 2021
(millions of dollars)



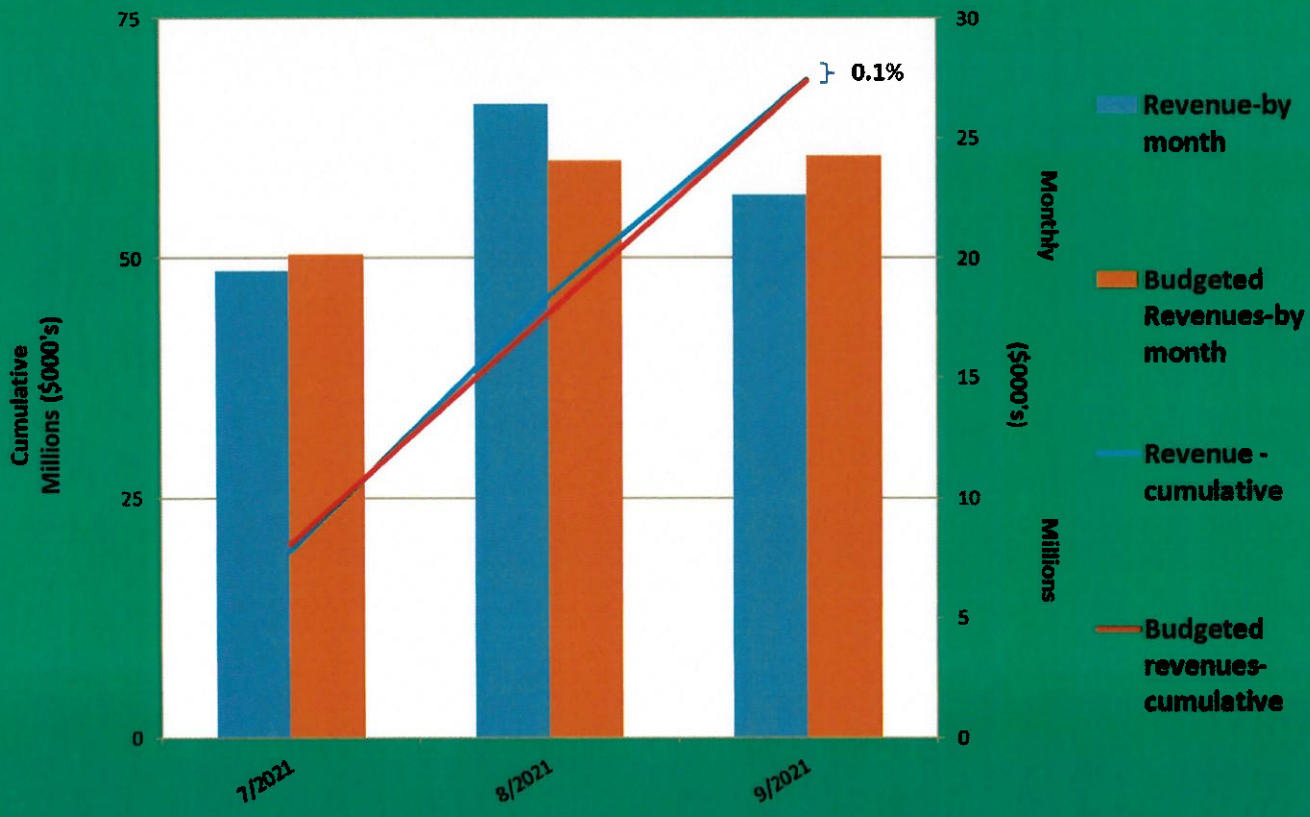
Operating Expenditures by Category (Budget vs. Actual) As of September 30, 2021



BUDGETED OPERATING EXPENDITURES FY 2022



BUDGETED OPERATING REVENUES FY 2022





Mahalo!

BOARD OF WATER SUPPLY

WWW.BOARDOFWATERSUPPLY.COM



Budget vs. Actual
Revenue and Expense Totals
As of September 30, 2021

	YTD Actuals	YTD Budget	Favorable/ (Unfavorable) Variance
Revenues	68,541	68,446	95
Operating Expenses	(54,269)	(54,748)	479
Net Revenues (expenditures)	<u>14,272</u>	<u>13,698</u>	<u>574</u>

Board Of Water Supply
Statement of Revenues, Expenses And Change In Net Assets
As of September 30, 2021

Current Month Actual	% Revenue	Last Year Actual	% Revenue	Description	Year to Date Actual	% Revenue	Last Year to Date Actual	% Revenue	% Change
REVENUE									
22,374,227.72	100.00	22,937,105.45	100.00	OPERATING REVENUE	67,061,245.28	100.00	64,800,176.21	100.00	3.49
22,374,227.72	100.00	22,937,105.45	100.00	REVENUE	67,061,245.28	100.00	64,800,176.21	100.00	3.49
OPERATING EXPENSES									
3,320,897.90-	14.84	3,267,986.27-	14.25	LABOR COSTS	9,779,152.17-	14.58	9,597,152.10-	14.81	1.90
3,372,341.56-	15.07	2,269,073.04-	9.89	SERVICES	6,660,450.55-	9.93	3,873,747.30-	5.98	71.94
260,553.54-	1.16	433,988.99-	1.89	SUPPLIES	996,309.14-	1.49	972,811.93-	1.50	2.42
6,234.38-	.03	970.94-		EDUCATION & TRAINING	7,283.61-	.01	3,471.66	.01	309.80-
2,857,306.20-	12.77	1,750,086.85-	7.63	UTILITIES	4,437,957.14-	6.62	3,554,483.18-	5.49	24.86
156,986.73-	.70	126,732.26-	.55	REPAIR AND MAINTENANCE	486,634.96-	.73	192,685.27-	.30	152.55
1,955,172.24-	8.74	2,881,119.55-	12.56	MISC	4,858,290.71-	7.24	8,907,729.48-	13.75	45.46-
2,171,750.88-	9.71	2,667,998.45-	11.63	RETIREMENT SYSTEM CONTRIBUTIO	6,452,435.32-	9.62	5,745,944.69-	8.87	12.30
357,436.26-	1.60	64,314.01	.28	MISC EMPLOYEES' BENEFITS	428,878.45-	.64	55,525.67	.09	872.40-
14,458,679.69-	64.62	13,333,642.34-	58.13	OPERATING EXPENSES	34,107,392.05-	50.86	32,785,556.62-	50.59	4.03
1,170,297.75-	5.23	916,591.45-	4.00	NON OPERATING REVENUE AND EXPE	1,233,011.25-	1.84	1,891,816.72-	2.92	34.82-
1,523,496.73	6.81	814,284.88	3.55	CONTRIBUTION IN AID	3,564,208.69	5.31	2,098,576.87	3.24	69.84
LEASE									
3,381,370.37-	15.11	3,806,881.37-	16.60	OTHER EXPENSES	11,979,231.12-	17.86	11,493,626.82-	17.74	4.22
4,887,376.64	21.84	5,694,275.17	24.83	Change In Net Assets	23,305,819.55	34.75	20,727,752.92	31.99	12.44

Board Of Water Supply
Balance Sheet
As of September 30, 2021

Description	Amounts			Change	
	Current	Last Month End	Last Year End	This Month	This Year
ASSETS					
CURRENT ASSETS	57,205,817.71	57,356,202.92	56,771,730.90	(150,385.21)	434,086.81
RESTRICTED ASSETS	10,365,385.07	10,896,343.59	23,656,197.45	(530,958.52)	(13,290,812.38)
INVESTMENTS	551,832,532.18	549,382,189.50	549,395,205.49	2,450,342.68	2,437,326.69
OTHER ASSETS	14,489,743.74	14,778,835.67	15,190,138.67	(289,091.93)	(700,394.93)
PROPERTY / PLANT	1,306,131,263.19	1,299,434,889.07	1,302,822,075.36	6,696,374.12	3,309,187.83
DEFERRED OUTFLOWS OF RESOURCE	14,778,103.00	14,778,103.00	14,778,103.00	-	-
DEFERRED OUTFLOWS OF RESOURCE	30,914,249.66	30,914,249.66	30,914,249.66	-	-
ASSETS	1,985,717,094.55	1,977,540,813.41	1,993,527,700.53	8,176,281.14	(7,810,605.98)
LIABILITIES					
CURRENT LIABILITIES	23,289,965.40	17,062,111.96	47,745,706.21	6,227,853.44	(24,455,740.81)
OTHER LIABILITIES	43,854,358.21	44,046,112.45	44,458,667.15	(191,754.24)	(604,308.94)
BONDS PAYABLE, NONCURRENT	408,245,986.91	410,993,181.61	414,022,196.70	(2,747,194.70)	(5,776,209.79)
NET PENSION LIABILITY	132,989,070.00	132,989,070.00	132,989,070.00	-	-
NET OPEB LIABILITY	77,000,659.00	77,000,659.00	77,000,659.00	-	-
DEFERRED INFLOWS OF RESOURCES	9,150,001.00	9,150,001.00	9,150,001.00	-	-
LIABILITIES	694,530,040.52	691,241,136.02	725,366,300.06	3,288,904.50	(30,836,259.54)
NET ASSETS					
RETAINED EARNINGS	268,060,258.05	259,673,479.99	247,919,574.75	-	-
FUND BALANCE	594,633,831.66	594,633,831.66	594,633,831.66	-	-
RESERVE FOR ENCUMBRANCES	405,467,310.76	413,854,088.82	425,607,994.06	-	-
CURRENT YEAR CHANGES TO FU	23,025,653.56	18,138,276.92		4,887,376.64	23,025,653.56
NET ASSETS	1,291,187,054.03	1,286,299,677.39	1,268,161,400.47	4,887,376.64	23,025,653.56
TOTAL LIABILITIES AND NET ASSETS	1,985,717,094.55	1,977,540,813.41	1,993,527,700.53	8,176,281.14	(7,810,605.98)

Board Of Water Supply
 Budget vs Actual Appropriation Budget - Total BWS Summary

(\$000's)

CIFIS 22820-3021

AS OF 9/30/2021

OPER UNIT ALL
 BUSINESS UNIT ALL

YTD-TO-DATE				FOR THE FISCAL YEAR					
YTD Actuals	YTD Budget	Avail/ (Over)	%	Object Description	Revenues/ Expend	Open Encumb	Annual Budget	Avail/ (Over)	%
<u>68,541</u>	<u>68,446</u>	<u>(95)</u>	<u>.14-</u>	<u>REVENUE</u>	<u>68,541</u>		<u>248,848</u>	<u>180,307</u>	<u>72.46</u>
				OPERATING EXPENSES:					
10,577	12,844	2,267	17.65	Personnel Services	10,577		51,486	40,909	79.46
				MATERIALS AND SUPPLIES					
12,992	11,579	(1,413)	12.20-	Services	3,425	9,567	44,086	31,094	70.53
2,415	3,186	771	24.20	Supplies	1,385	1,030	14,428	12,013	83.26
9	103	94	91.26	Education & Training	9		474	465	98.10
	1	1	100.00	Utilities			2	2	100.00
665	713	48	6.73	Repairs & Maint	430	235	2,571	1,906	74.13
4,081	4,302	221	5.14	Misc	3,991	90	13,775	9,694	70.37
14	197	183	92.89	Equipment		14	4,601	4,587	99.70
8,440	2,559	(5,881)	229.82-	Debt Service	8,440		29,588	21,148	71.47
				FIXED CHARGES:					
5,898	5,805	(93)	1.60-	Utilities	5,898		23,220	17,322	74.60
825	825			Case Fees	825		3,300	2,475	75.00
4,622	3,550	(1,072)	30.20-	Retirement System Contribution	4,622		14,200	9,578	67.45
3,731	3,336	(395)	11.84-	Misc Employees' Benefits	3,316	415	13,411	9,680	72.18
<u>54,269</u>	<u>49,000</u>	<u>(5,269)</u>	<u>10.75-</u>	<u>TOTAL OPERATING EXPENDITURES</u>	<u>42,918</u>	<u>11,351</u>	<u>215,142</u>	<u>160,873</u>	<u>74.78</u>
<u>14,272</u>	<u>19,446</u>	<u>5,174</u>		<u>NET REVENUES (EXPENDITURES)</u>	<u>25,623</u>	<u>(11,351)</u>	<u>33,706</u>	<u>19,434</u>	

Board Of Water Supply
 Budget vs Actual Appropriation Budget - Total BWS Summary

(\$000's)

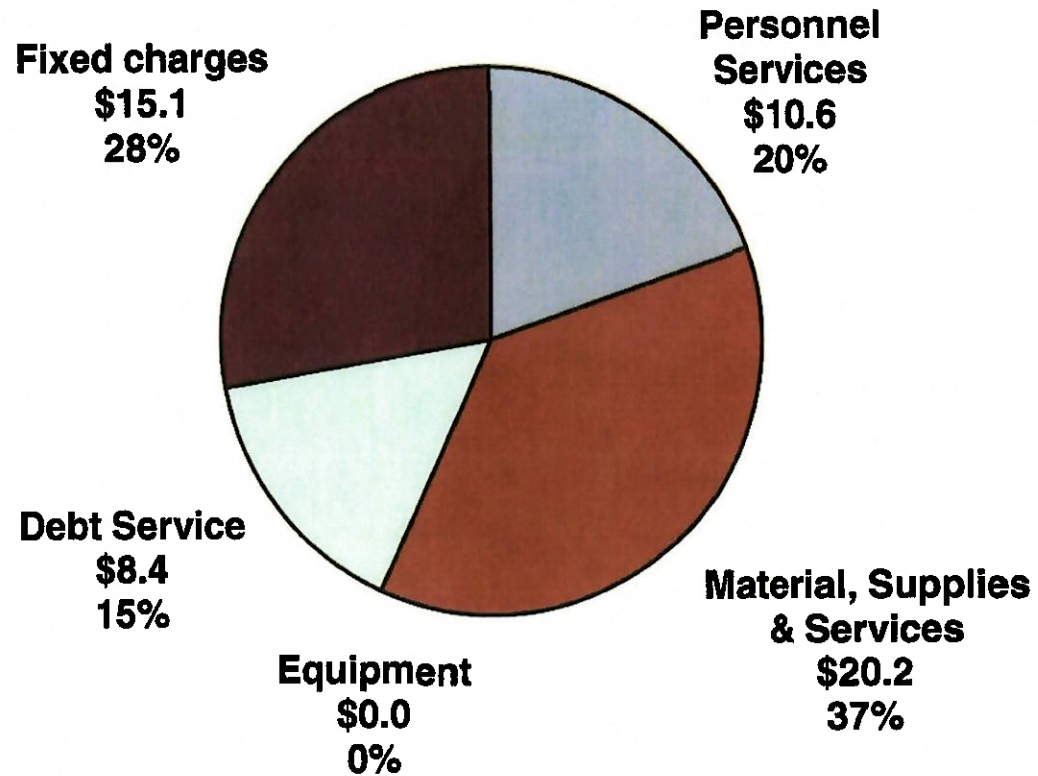
CIFIS 22820-3021

AS OF 9/30/2021

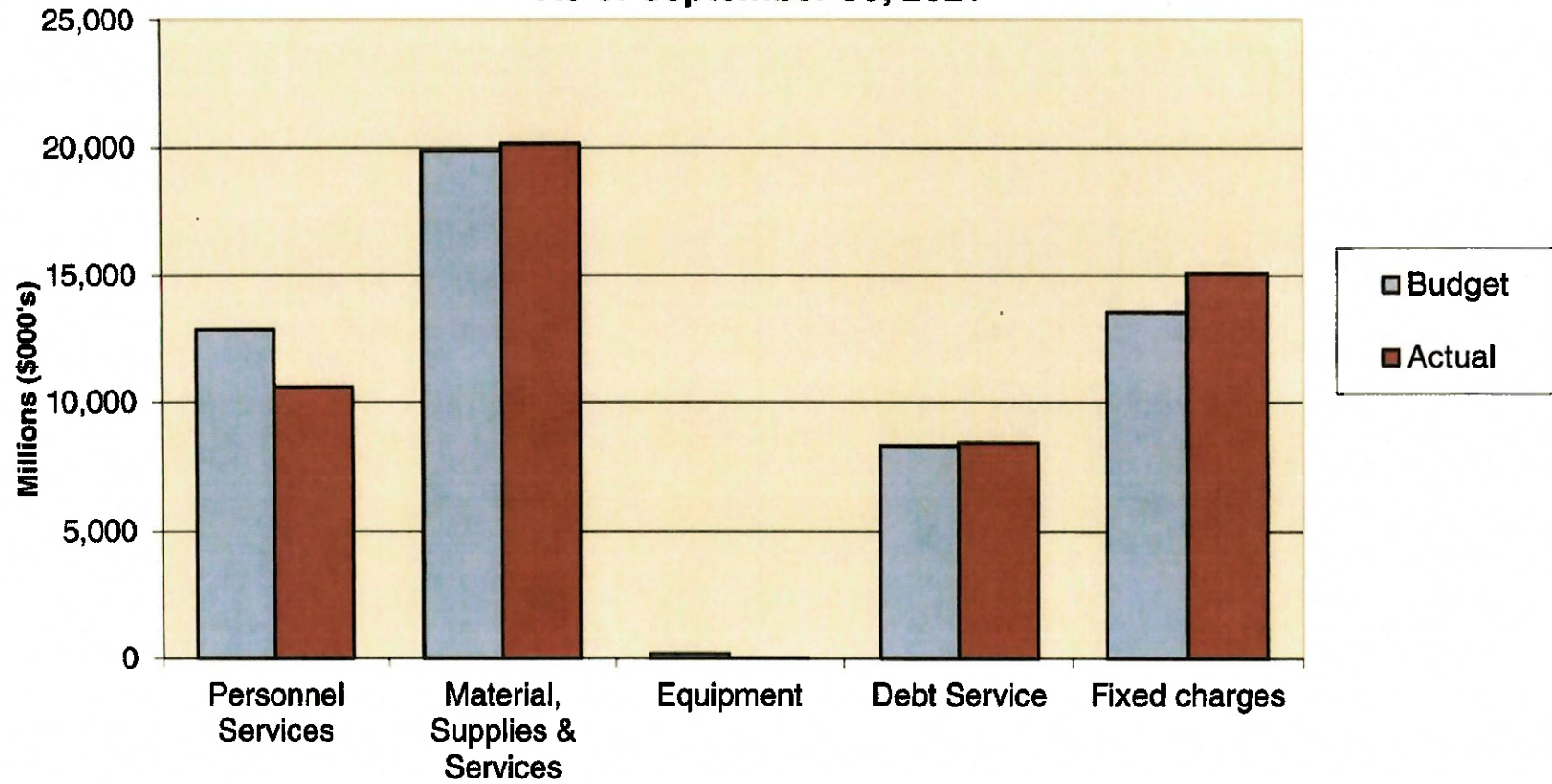
OPER UNIT ALL
 BUSINESS UNIT ALL

YTD-TO-DATE				FOR THE FISCAL YEAR					
YTD Actuals	YTD Budget	Avail/ (Over)	%	Object Description	Revenues/ Expend	Open Encumb	Annual Budget	Avail/ (Over)	%
<u>68,541</u>	<u>68,446</u>	<u>(95)</u>	<u>.14-</u>	<u>REVENUE</u>	<u>68,541</u>		<u>248,848</u>	<u>180,307</u>	<u>72.46</u>
				OPERATING EXPENSES:					
10,577	12,844	2,267	17.65	Personnel Services	10,577		51,486	40,909	79.46
				MATERIALS AND SUPPLIES					
12,992	11,579	(1,413)	12.20-	Services	3,425	9,567	44,086	31,094	70.53
2,415	3,186	771	24.20	Supplies	1,385	1,030	14,428	12,013	83.26
9	103	94	91.26	Education & Training	9		474	465	98.10
	1	1	100.00	Utilities			2	2	100.00
665	713	48	6.73	Repairs & Maint	430	235	2,571	1,906	74.13
4,081	4,302	221	5.14	Misc	3,991	90	13,775	9,694	70.37
14	197	183	92.89	Equipment		14	4,601	4,587	99.70
8,440	2,559	(5,881)	229.82-	Debt Service	8,440		29,588	21,148	71.47
				FIXED CHARGES:					
5,898	5,805	(93)	1.60-	Utilities	5,898		23,220	17,322	74.60
825	825			Case Fees	825		3,300	2,475	75.00
4,622	3,550	(1,072)	30.20-	Retirement System Contribution	4,622		14,200	9,578	67.45
3,731	3,336	(395)	11.84-	Misc Employees' Benefits	3,316	415	13,411	9,680	72.18
<u>54,269</u>	<u>49,000</u>	<u>(5,269)</u>	<u>10.75-</u>	<u>TOTAL OPERATING EXPENDITURES</u>	<u>42,918</u>	<u>11,351</u>	<u>215,142</u>	<u>160,873</u>	<u>74.78</u>
<u>14,272</u>	<u>19,446</u>	<u>5,174</u>		<u>NET REVENUES (EXPENDITURES)</u>	<u>25,623</u>	<u>(11,351)</u>	<u>33,706</u>	<u>19,434</u>	

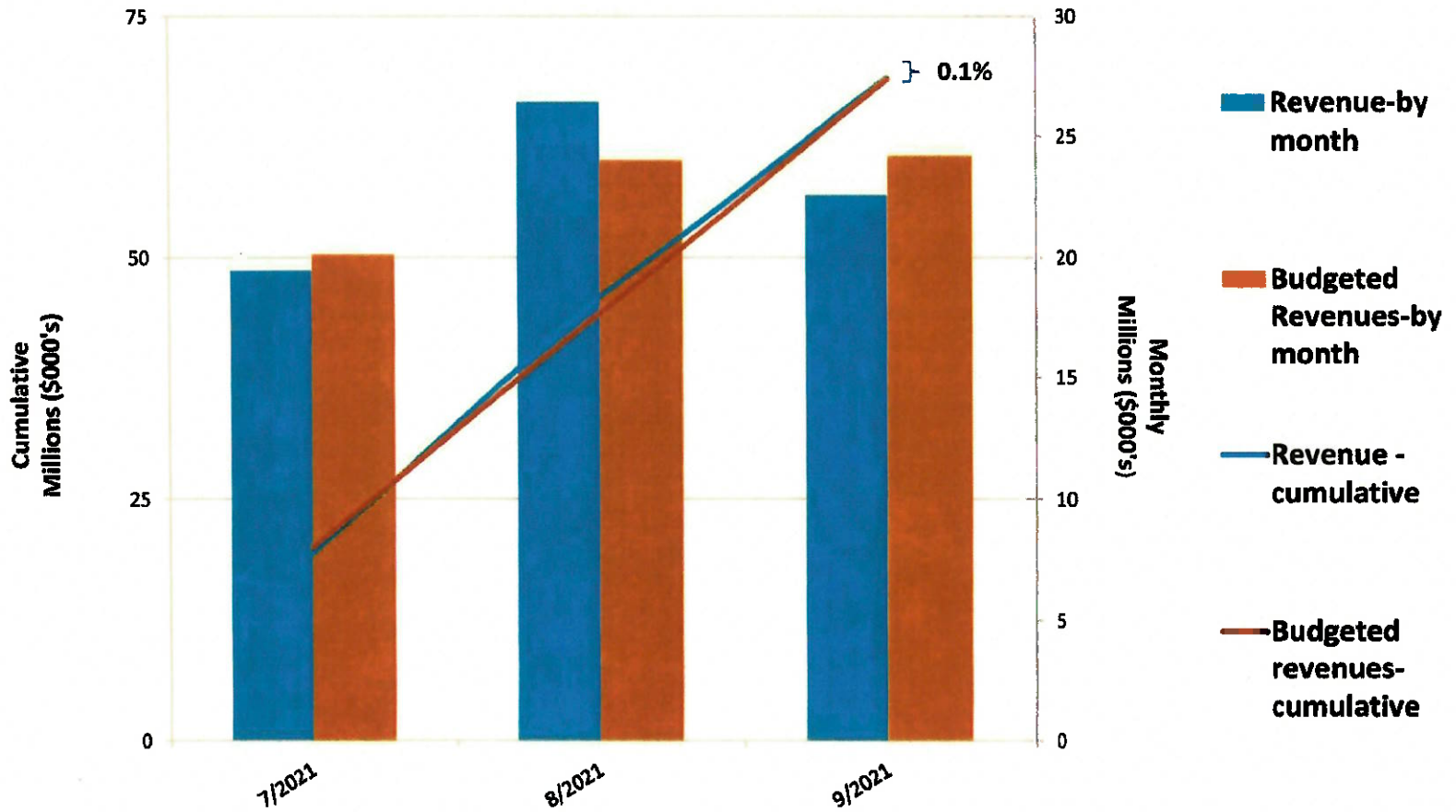
Total Operating Expenditures - \$54.3
As of September 30, 2021
(millions of dollars)



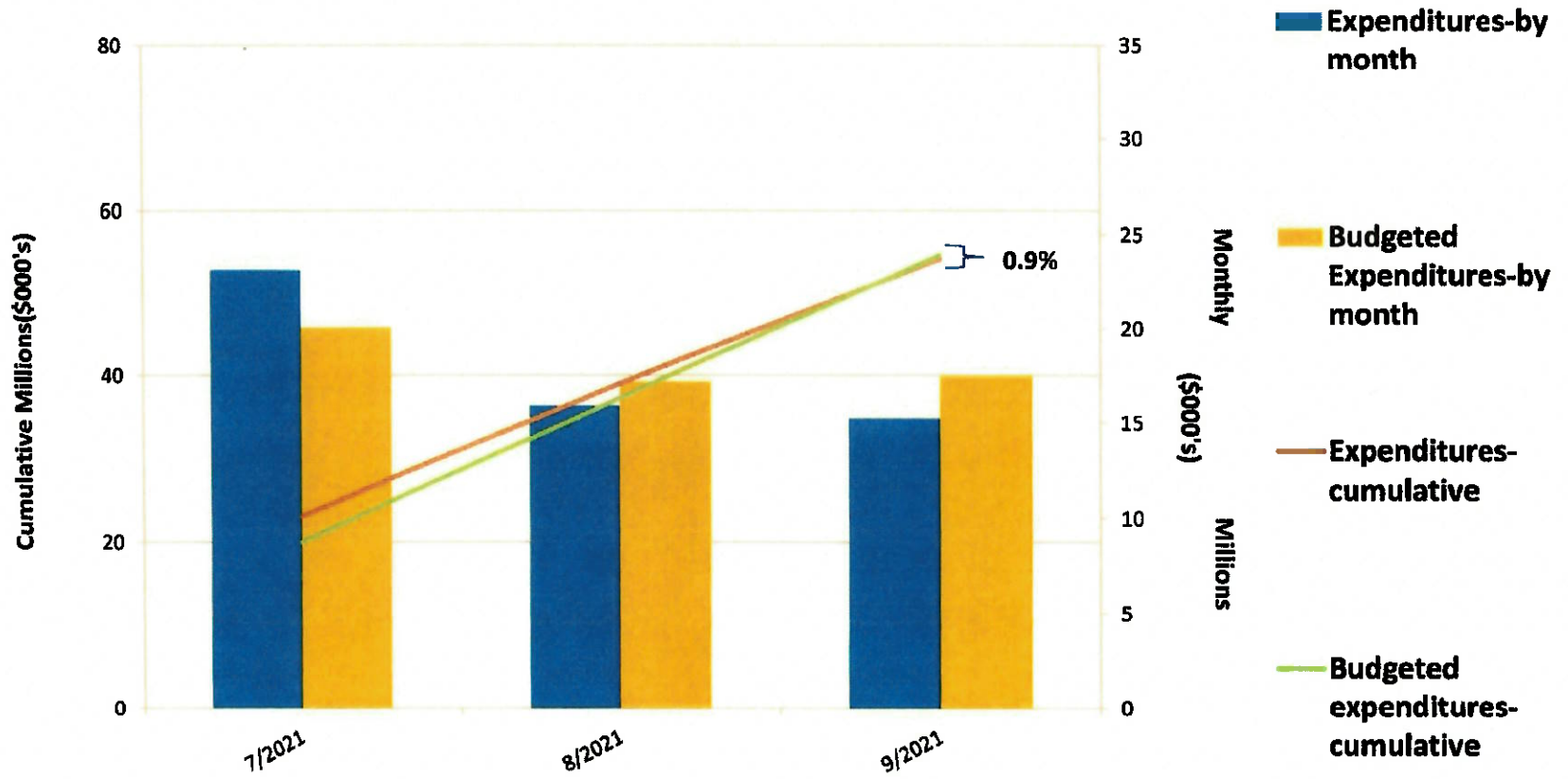
Operating Expenditures by Category (Budget vs. Actual) As of September 30, 2021



BUDGETED OPERATING REVENUES FY 2022



BUDGETED OPERATING EXPENDITURES FY 2022



ITEM FOR INFORMATION NO. 3

"November 22, 2021

STATUS
UPDATE OF
GROUNDWATER
LEVELS AT ALL
INDEX
STATIONS

Chair and Members
Board of Water Supply
City and County of Honolulu
Honolulu, Hawaii 96843

Chair and Members:

Subject: Status Update of Groundwater Levels at All Index Stations

There were four aquifer index stations in low groundwater condition for the production month of October 2021. Waialua and Pearl City are in Caution Status. Kaimuki and Punaluu are in Alert Status. The monthly production average for October 2021 was 143.82 million gallons per day.

The Board of Water Supply rainfall index for the month of October 2021 was 74 percent of normal, with a 5-month moving average of 79 percent. As of November 2, 2021, the Hawaii Drought Monitor showed a gradation from abnormally dry to moderate drought conditions on the leeward side of Oahu from Honolulu to Ka'ena Point, and severe drought conditions on the leeward coast from Ewa Beach to Makaha. The National Weather Service (NWS) is forecasting below-normal precipitation for November 2021. However, according to NWS, La Niña conditions are now present across the Pacific Ocean. The transition from drier conditions in autumn to wetter conditions in winter across the Hawaiian Islands is consistent with the impacts of La Niña conditions. Therefore, NWS is forecasting above normal precipitation from December 2021 to Spring 2022.

Most monitoring wells exhibited stable to slightly decreasing head levels for the month, likely due to increased pumping during the summer and fall dry season. Average monthly Production for October 2021 was higher than the previous year and the 5-year monthly average.

/s/ ERNEST Y. W. LAU, P.E
Manager and Chief Engineer

Attachment"

The foregoing was for information only.

DISCUSSION: Barry Usagawa, Program Administrator, Water Resources Division, gave the report. There were no comments or discussion.

**PRODUCTION, HEAD AND RAINFALL REPORT
MONTH OF OCTOBER 2021**

POTABLE

STATION	MGD
HONOLULU (1)	
KULIOUOU	0.00
WAILUPE	0.15
AINA KOA	0.04
AINA KOA II	0.70
MANOA II	0.85
PALOLO	1.55
KAIMUKI HIGH	1.71
KAIMUKI LOW	2.90
WILDER	7.85
BERETANIA HIGH	4.42
BERETANIA LOW	0.89
KALIHI HIGH	0.00
KALIHI LOW	0.00
KAPALAMA	0.72
KALIHI SHAFT	7.30
MOANALUA	1.37
HALAWA SHAFT	11.50
KAAMILO	0.85
KALAUAO	5.96
PUNANANI	12.48
KAHUMANU	0.25
HECO WAIAU	2.48
MANANA	0.24
WELLS SUBTOTAL:	64.22
MANOA TUNNEL	0.17
PALOLO TUNNEL	0.00
GRAVITY SUBTOTAL:	0.17
HONO. SUBTOTAL:	64.39

STATION	MGD
WINDWARD (2)	
WAIMANALO II	0.31
WAIMANALO III	0.00
KUOU I	0.89
KUOU II	0.06
KUOU III	0.75
LULUKU	0.87
HAIKU	0.24
IOLEKAA	0.19
KAHALUU	0.70
KAHANA	0.00
PUNALUU I	0.00
PUNALUU II	2.87
PUNALUU III	2.51
KALUANUI	1.30
MAAKUA	0.28
HAUULA	0.26
WELLS SUBTOTAL:	11.23
WAIM. TUNNELS I & II	0.00
WAIM. TUNNELS III&IV	0.19
WAIHEE INCL. WELLS	0.65
WAIHEE TUNNEL	3.28
LULUKU TUNNEL	0.14
HAIKU TUNNEL	0.18
KAHALUU TUNNEL	1.39
GRAVITY SUBTOTAL:	5.83
WIND. SUBTOTAL:	17.06

STATION	MGD
NORTH SHORE (3)	
KAHUKU	0.43
OPANA	0.24
WAIALEE I	0.29
WAIALEE II	0.68
HALEIWA	0.00
WAIALUA	2.30
N.SHORE SUBTOTAL:	3.94

STATION	MGD
MILILANI (4)	
MILILANI I	2.36
MILILANI II	0.00
MILILANI III	0.64
MILILANI IV	1.99
MILILANI SUBTOTAL:	4.99

STATION	MGD
WAHIAWA (5)	
WAHIAWA	0.54
WAHIAWA II	2.55
WAHIAWA SUBTOTAL:	3.09

STATION	MGD
PEARL CITY-HALAWA (6)	
HALAWA 277	0.66
HALAWA 550	0.00
AIEA	1.27
AIEA GULCH 497	0.16
AIEA GULCH 550	0.23
KAONOHI I	1.23
WAIMALU I	0.00
NEWTOWN	0.99
WAIU	0.75
PEARL CITY I	0.82
PEARL CITY II	1.12
PEARL CITY III	0.26
PEARL CITY SHAFT	0.92
PEARL CITY-HALAWA SUBTOTAL:	8.41

STATION	MGD
WAIPAHU-EWA (7)	
WAIPIO HTS.	1.28
WAIPIO HTS. I	0.00
WAIPIO HTS. II	0.48
WAIPIO HTS. III	1.20
WAIPAHU	5.52
WAIPAHU II	1.99
WAIPAHU III	3.86
WAIPAHU IV	2.66
KUNIA I	4.68
KUNIA II	2.22
KUNIA III	1.50
HOAEAE	7.20
HONOULIULI I	0.00
HONOULIULI II	4.33
MAKAKILO	0.15
WAIPAHU-EWA SUBTOTAL:	37.07

STATION	MGD
WAIANAE (8)	
MAKAHA I	1.04
MAKAHA II	0.00
MAKAHA III	0.13
MAKAHA V	0.12
MAKAHA VI	0.00
MAKAHA SHAFT	0.00
KAMAILE	0.06
WAIANAE I	0.32
WAIANAE II	0.88
WAIANAE III	0.73
WELLS SUBTOTAL:	3.27
WAI. C&C TUNNEL	1.40
WAI. PLANT. TUNNELS	0.21
GRAVITY SUBTOTAL:	1.61
WAIANAE SUBTOTAL:	4.88

NONPOTABLE

NONPOTABLE	MGD
KALAUAO SPRINGS	0.33
BARBERS POINT WELL	1.44
GLOVER TUNNEL NP	0.30
NONPOTABLE TOTAL:	2.06

RECYCLED WATER (SEPTEMBER 2021)

RECYCLED WATER	MGD
HONOULIULI WRF R-1	8.22
HONOULIULI WRF RO	1.35
RECYCLED WATER TOTAL:	9.57

**PRODUCTION, HEAD AND RAINFALL REPORT
MONTH OF OCTOBER 2021**

PRODUCTION SUMMARIES

TOTAL WATER	MGD
PUMPAGE	136.21
GRAVITY	7.61
POTABLE TOTAL:	143.82
NONPOTABLE	2.06
RECYCLED WATER	9.57
TOTAL WATER:	155.46

CWRM PERMITTED USE AND BWS ASSESSED YIELDS FOR BWS POTABLE SOURCES				
WATER USE DISTRICTS		A	B	C
		PERMITTED USE/ BWS YLDS	OCT 2021	DIFF. A-B
1	HONOLULU	82.93	64.22	18.71
2	WINDWARD	25.02	13.13	11.89
3	NORTH SHORE	4.70	3.94	0.76
4	MILILANI	7.53	4.99	2.54
5	WAHIAWA	4.27	3.09	1.18
6	PEARL CITY-HALAWA	12.25	8.41	3.84
7	WAIPAHU-EWA	50.63	37.07	13.56
8	WAIANA E	4.34	3.27	1.07
TOTAL:		191.67	138.11	53.56

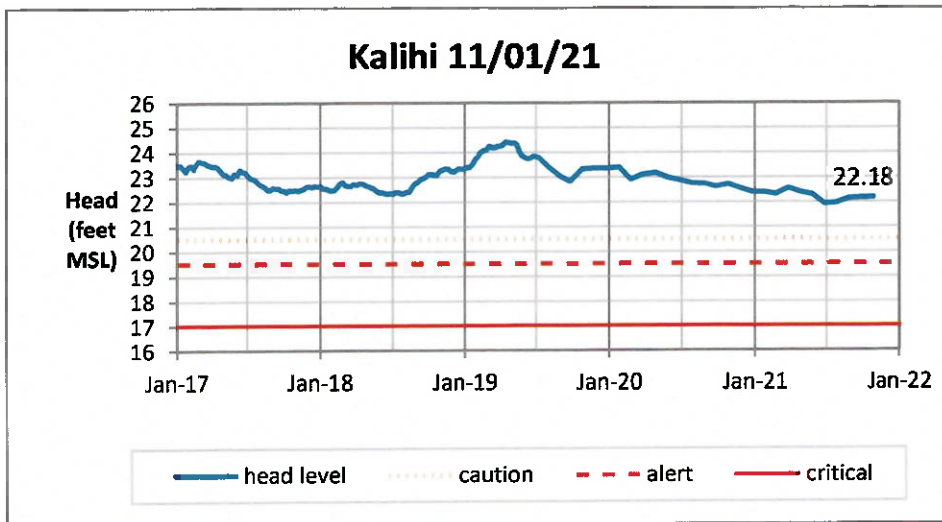
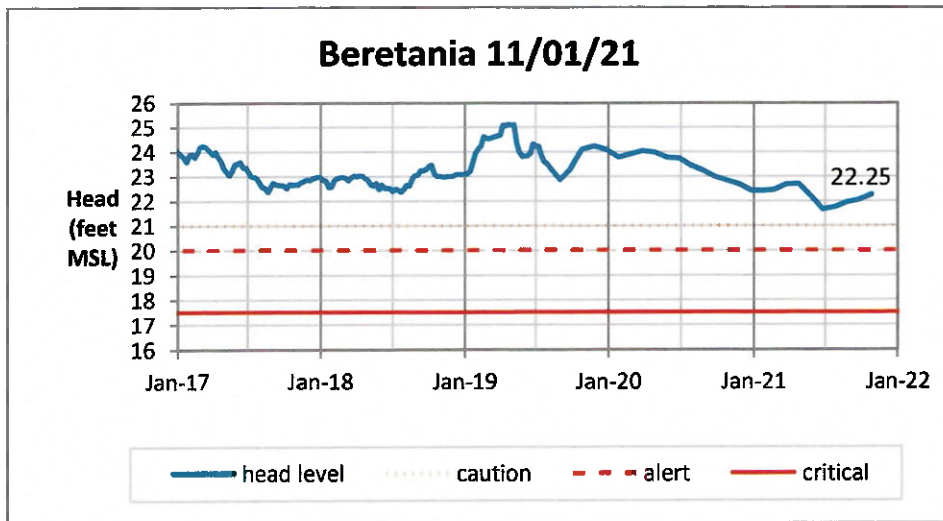
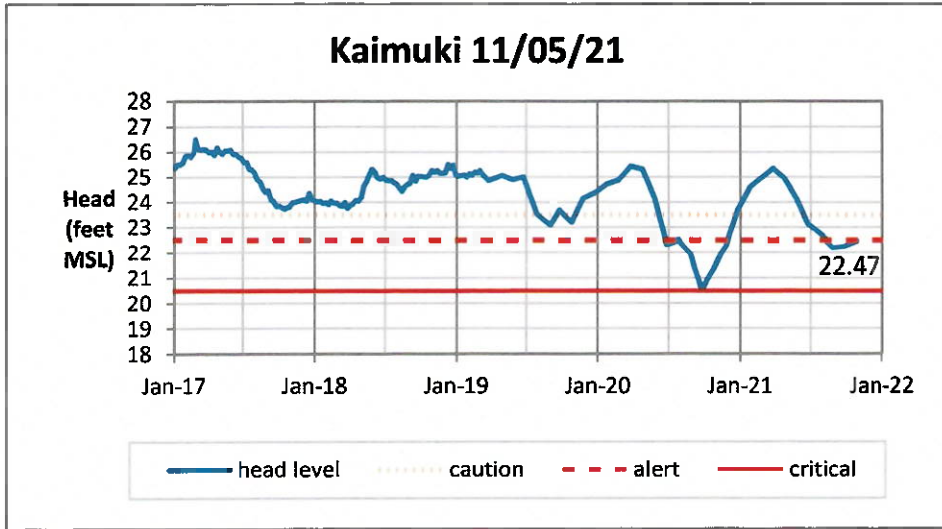
CWRM PERMITTED USE FOR BWS NONPOTABLE SOURCES				
WATER USE DISTRICTS		A	B	C
		PERMITTED USE	OCT 2021	DIFF. A-B
7	WAIPAHU-EWA (BARBERS POINT WELL)	1.00	1.44	-0.44
TOTAL:		1.00	1.44	-0.44

EFFECTIVE WATER DEMAND PER DISTRICT

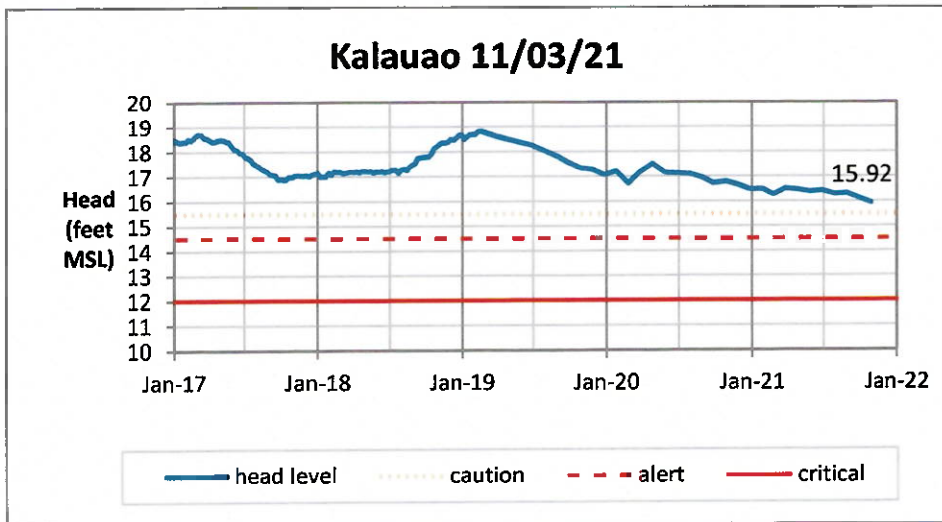
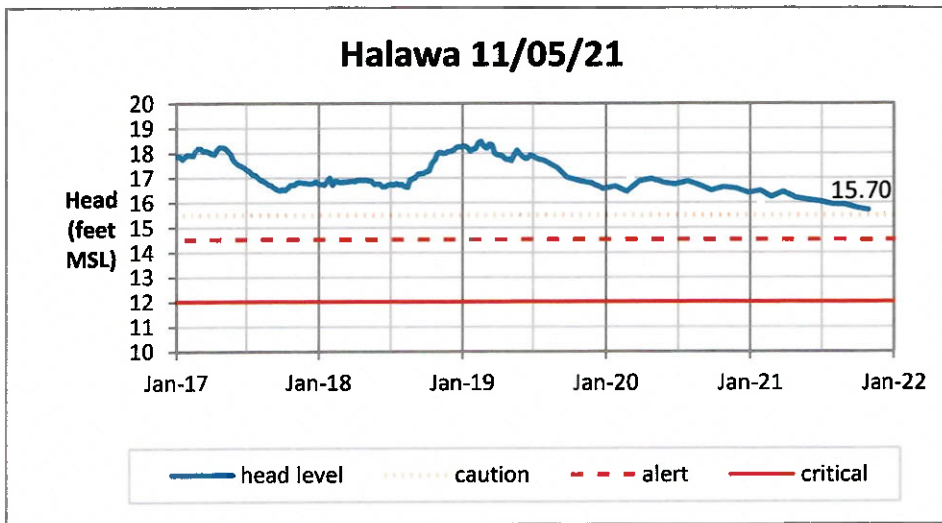
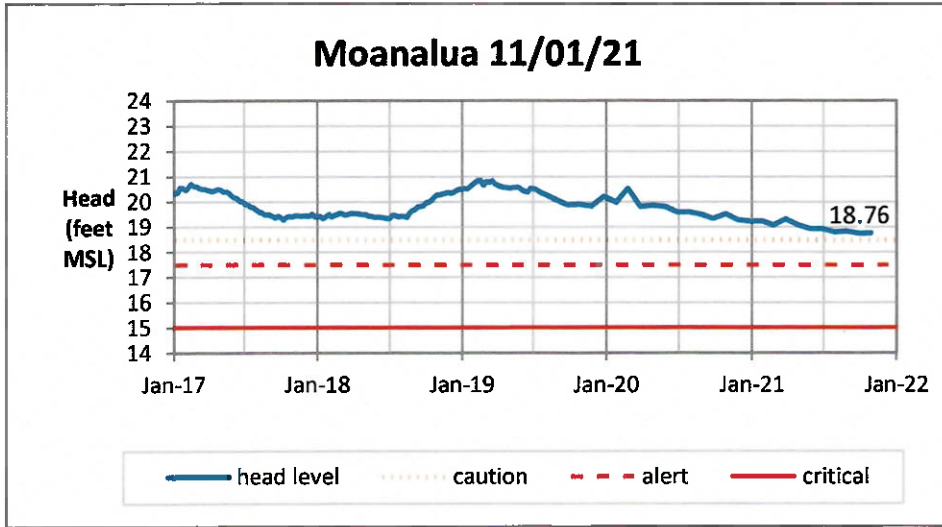
IMPORT/EXPORT BETWEEN WATER USE DISTRICTS			
FROM	TO		MGD
2	1	WINDWARD EXPORT	0.02
7	8	BARBERS PT LB	6.24

WATER USE DISTRICTS		SUBTOTAL	IMPORT	EXPORT	EFFECTIVE WATER DEMAND
1	HONOLULU	64.22	0.02	-	64.24
2	WINDWARD	13.13	-	0.02	13.11
3	NORTH SHORE	3.94	-	-	3.94
4	MILILANI	4.99	-	-	4.99
5	WAHIAWA	3.09	-	-	3.09
6	PEARL CITY-HALAWA	8.41	-	-	8.41
7	WAIPAHU-EWA	37.07	-	6.24	30.83
8	WAIANA E	3.27	6.24	-	9.52
TOTAL:		138.11	6.26	6.26	138.11

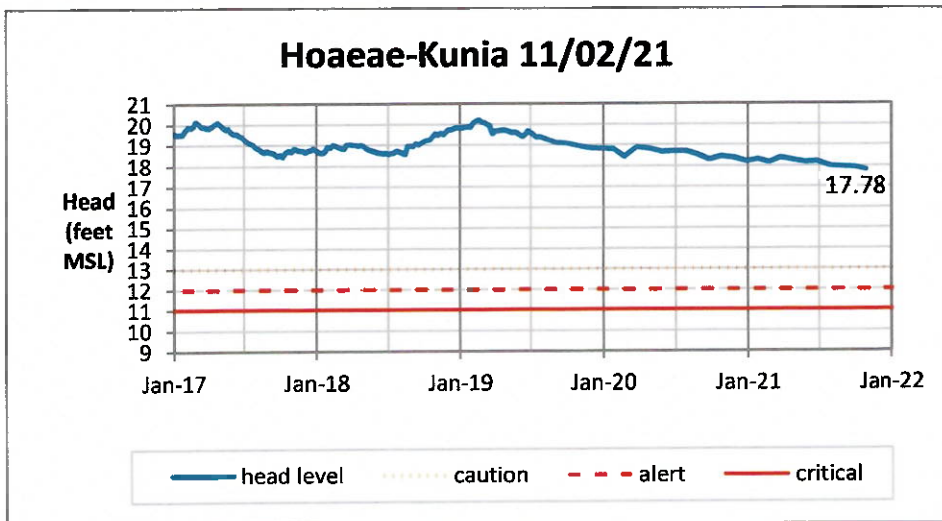
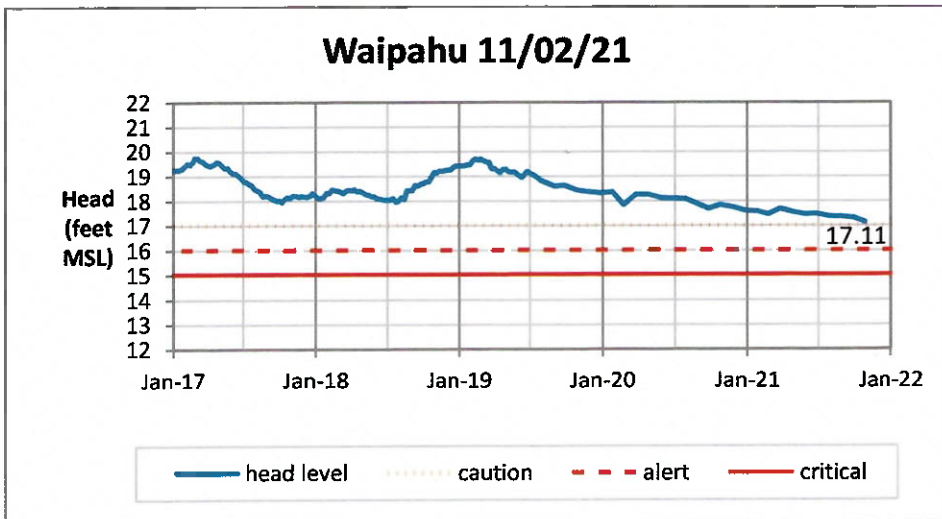
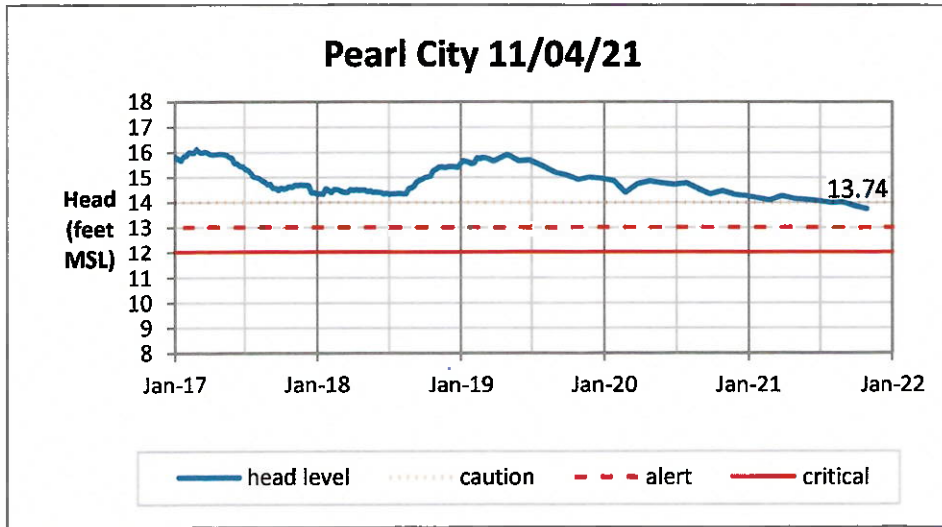
Head Report



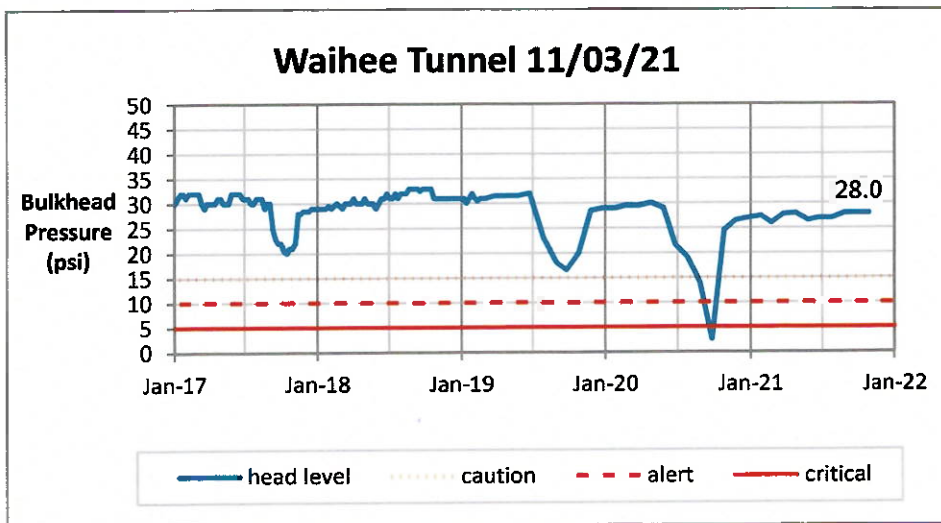
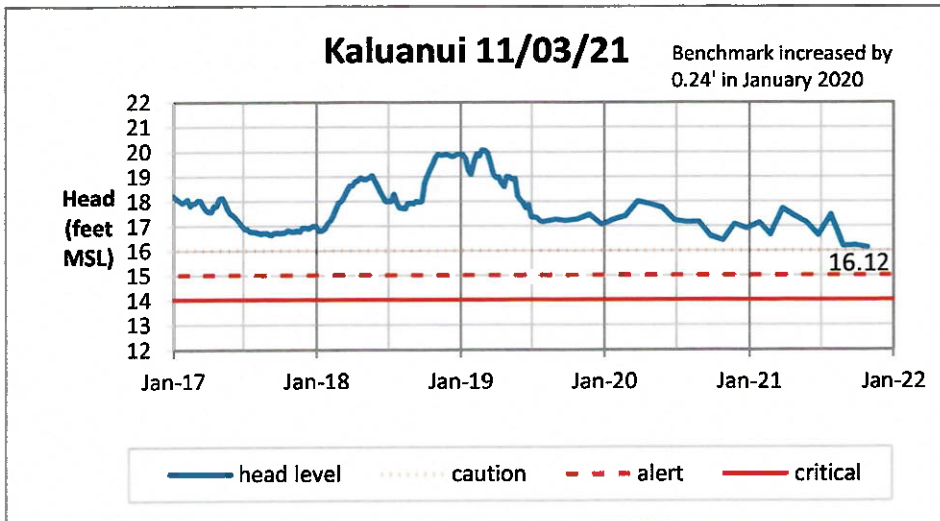
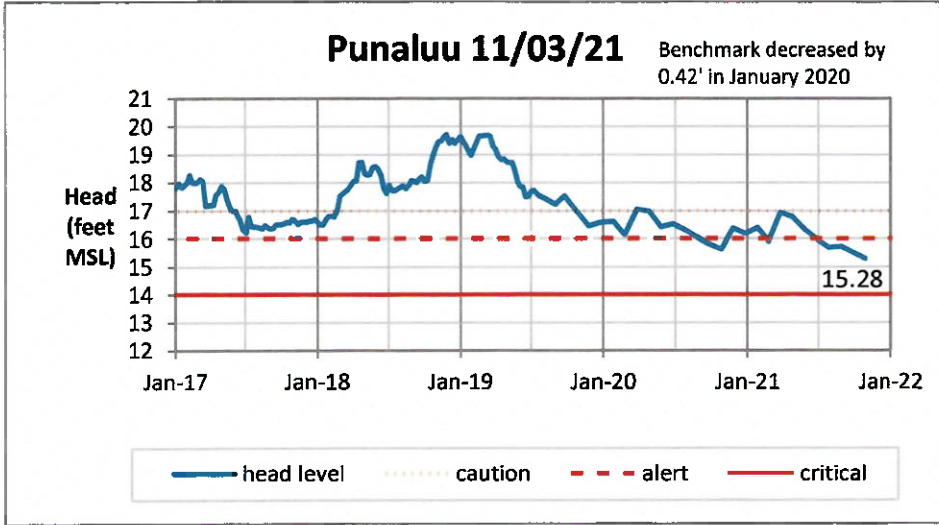
Head Report



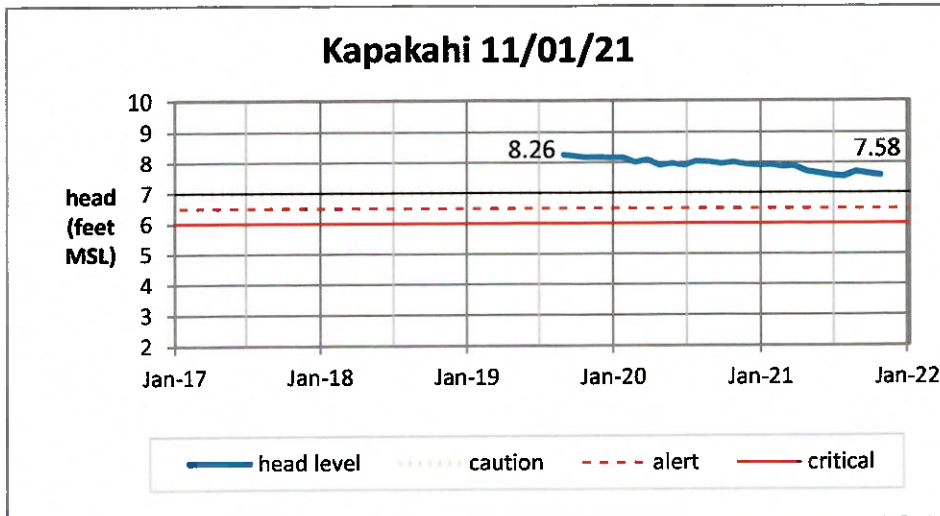
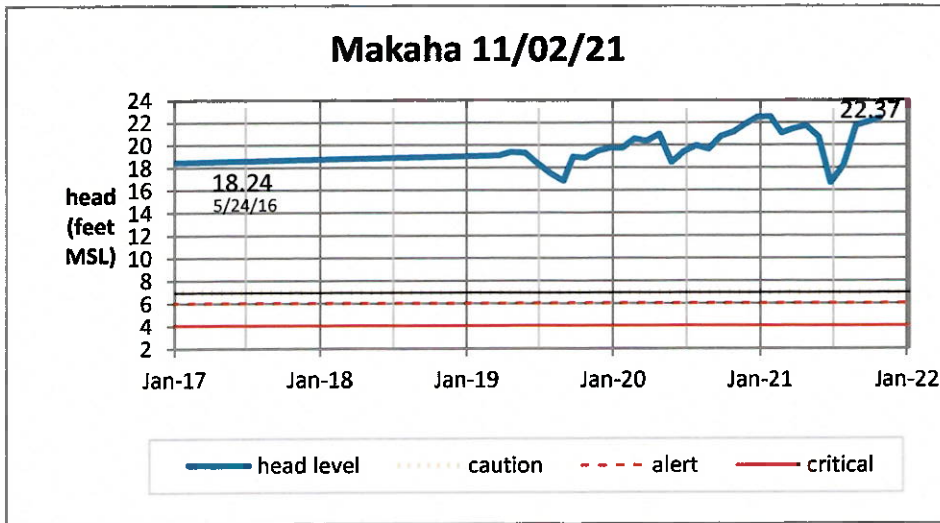
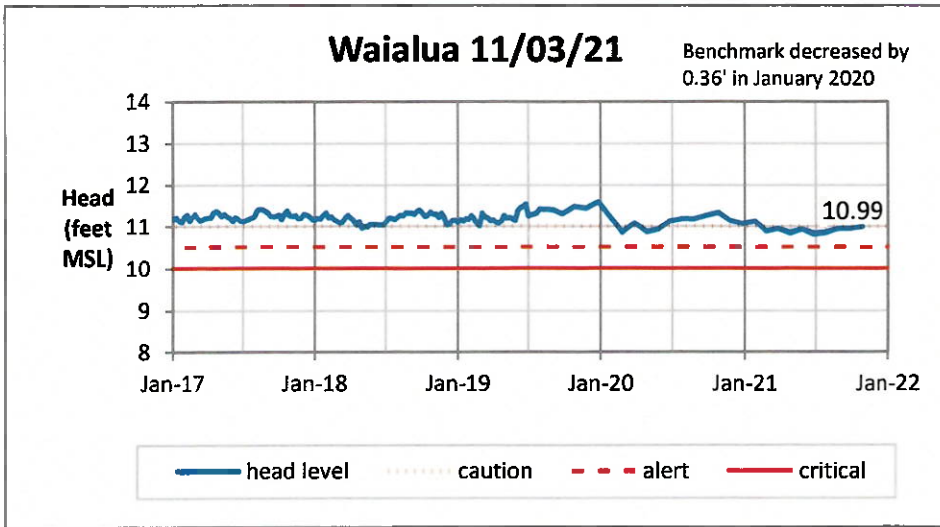
Head Report



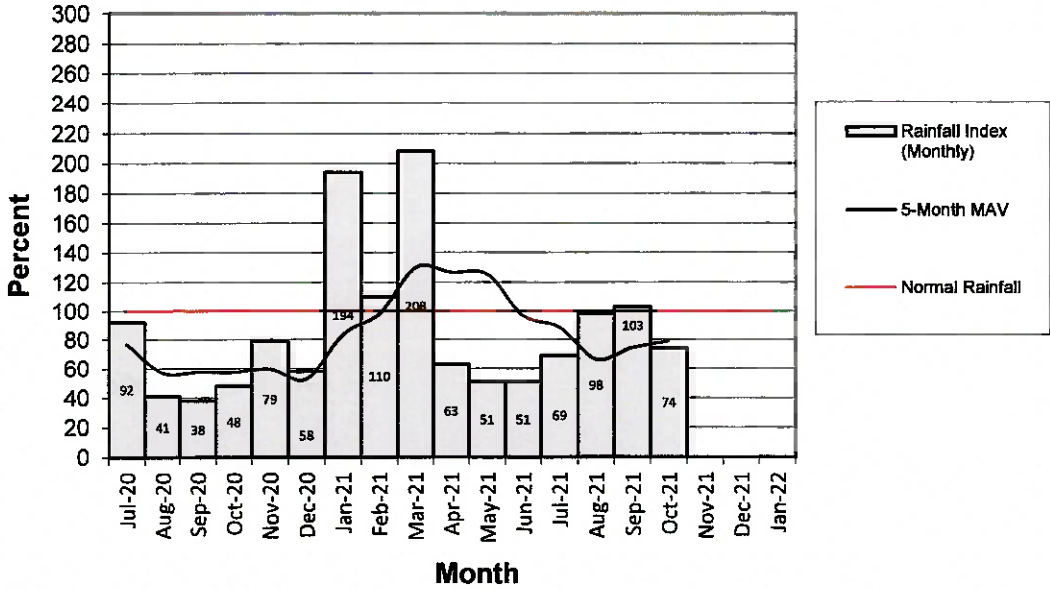
Head Report



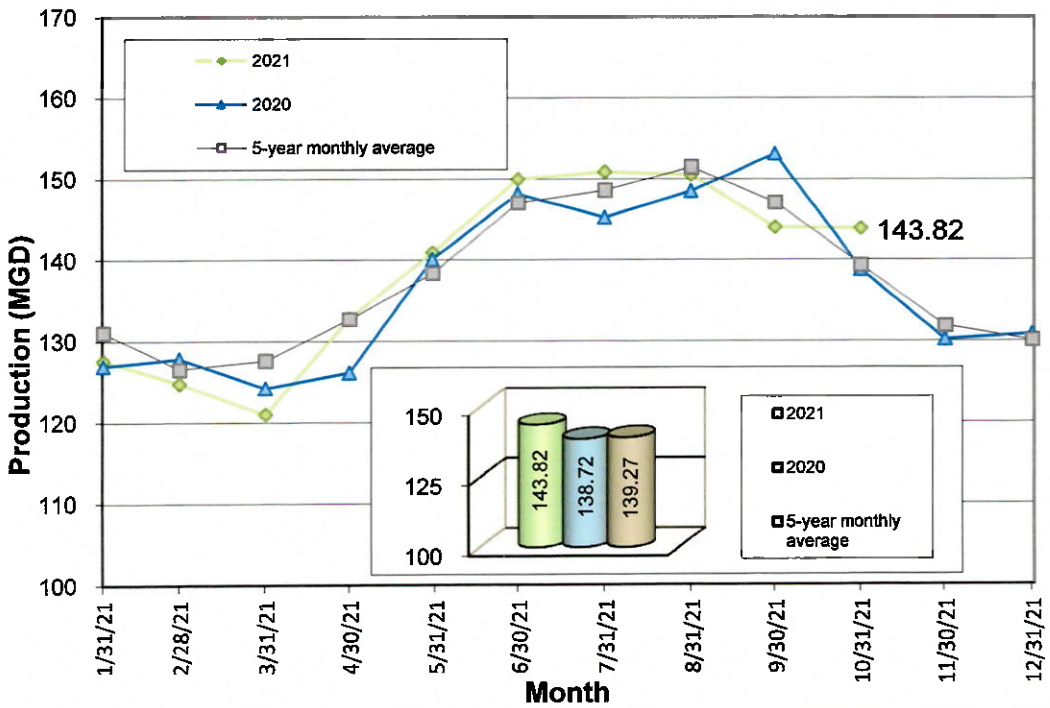
Head Report



HONOLULU WATERSHED AREA Rainfall Intake



Monthly Production



ITEM FOR INFORMATION NO. 4

"November 22, 2021

WATER MAIN
REPAIR
REPORT FOR
OCTOBER 2021

Chair and Members
Board of Water Supply
City and County of Honolulu
Honolulu, Hawaii 96843

Chair and Members:

Subject: Water Main Repair Report for October 2021

Jason Nikaido, Acting Program Administrator, Field Operations Division, will report on water main repair work for the month of October 2021.

Respectfully submitted,

/s/ ERNEST Y. W. LAU, P.E.
Manager and Chief Engineer

Attachment"

The foregoing was for information only.

DISCUSSION: Jason Nikaido, Acting Program Administrator, Field Operations Division, gave the report.

Board Member Roger Babcock inquired if Utilis was used to survey the twelve miles of the pipeline where 50 leaks were found.

Mr. Nikaido replied that Utilis was used to survey the twelve miles of pipeline. He explained that the leak detection team begins at a point of interest identified by Utilis, which is about 300 feet in diameter.

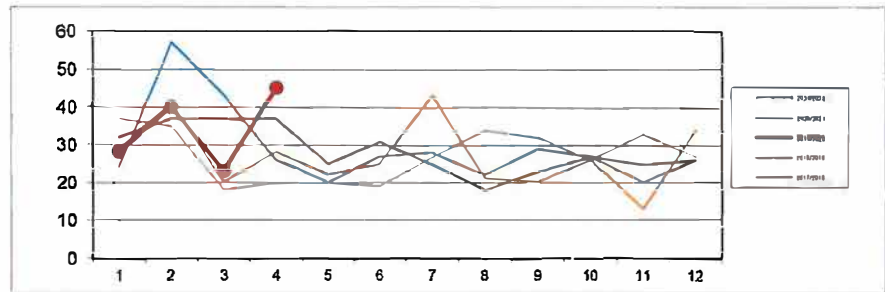
Chair Andaya asked if there were any further questions. Hearing none, Chair Andaya thanked Mr. Nikaido for his report.

WATER MAIN REPAIR REPORT

for October 2021

	JUL	AUG	SEP	OCT	NOV	DEC	JAN	FEB	MAR	APR	MAY	JUN	Total
2021/2022	28	40	23	45									136
2020/2021	32	37	37	37	25	31	25	18	23	27	25	26	343
2019/2020	24	57	43	26	20	27	28	22	29	27	20	26	349
2018/2019	37	35	18	20	20	19	27	34	32	26	33	27	328
2017/2018	29	41	20	28	22	25	43	21	20	26	13	34	322

Date	Address	Size (In)	Pipe Type
10/1/2021	5645 Kawaikui St, Honolulu	6	CI
10/2/2021	94-315 Leonui St, Waipahu	8	CI
10/2/2021	86-215 Kawili St, Waianae	8	PVC
10/2/2021	98-1849 Nahele St, Aiea	8	CI
10/3/2021	91-608 Pupu St, Ewa Beach	8	CI
10/4/2021	1230 Alani St, Honolulu	8	CI
10/5/2021	2580 Lai Rd, Honolulu	8	CI
10/5/2021	2173 Hillcrest St, Honolulu	6	CI
10/7/2021	98-106 Kalike Pl, Aiea	6	CI
10/10/2021	98-483 Hoomailani St, Pearl City	8	CI
10/12/2021	3579 Nipo St, Honolulu	8	CI
10/12/2021	217 S.Kamehameha Hwy, Wahiawa	8	CI
10/13/2021	91-307 Parish Dr, Ewa Beach	8	PVC
10/14/2021	91-1373 Karayan St, Ewa Beach	12	DI
10/16/2021	1704 Onipaa St, Honolulu	4	CI
10/16/2021	703 6th Ave, Honolulu	6	CI
10/18/2021	92-395 Akaula St, Kapolei	8	CI
10/19/2021	3344 Keana St, Honolulu	8	PVC
10/19/2021	3003 Pali Hwy, Honolulu	6	CI
10/20/2021	2412 Auhuhu St, Pearl City	8	CI
10/20/2021	634 Kalihi St, Honolulu	8	CI
10/20/2021	1533 Paina St, Honolulu	4	CI
10/20/2021	1398 Miloiki St, Honolulu	8	DI
10/20/2021	1011 Alewa Dr, Honolulu	8	PVC
10/21/2021	59-530 Akanoho Pl, Haleiwa	8	CI
10/22/2021	91-1161 Olowa St, Ewa Beach	8	PVC
10/22/2021	716 Hoomaemae St, Pearl City	8	CI
10/23/2021	98-1040 Alania St, Aiea	8	CI
10/24/2021	2842 Dow St, Honolulu	6	CI
10/24/2021	98-1724 Nahele St, Aiea	12	CI



12 miles of pipeline were surveyed by the Leak Detection Team in the month of October.

Date	Address	Size (In)	Pipe Type
10/25/2021	1177 Hind luka Dr, Honolulu	8	CI
10/26/2021	5584 Poola St, Honolulu	8	CI
10/27/2021	1537 Paina St, Honolulu	4	CI
10/27/2021	1164 Hoihoi Ave, Whitmore Village	6	CI
10/27/2021	889 Kaohe Pl, Honolulu	8	CI
10/27/2021	1151 Hind luka Dr, Honolulu	6	CI
10/27/2021	2136 Houghtailing St, Honolulu	6	CI
10/28/2021	91-1259 Iioopio St, Ewa Beach	8	DI
10/28/2021	32 Kamehameha Hwy, Haleiwa	12	CI
10/29/2021	91-693 Pohakupuna Rd, Ewa Beach	12	CI
10/30/2021	2051 Alaeloa St, Honolulu	8	CI
10/30/2021	92-654 Wainohia Pl, Kapolei	8	CI
10/30/2021	814 Kinau St, Honolulu	6	CI
10/31/2021	89-655 Mokiawe St, Waianae	8	AC
10/31/2021	86-32 Glenmonger St, Waianae	8	PVC

ITEM FOR INFORMATION NO. 5

"November 22, 2021

SCHEDULE OF
MONTHLY BOARD
MEETINGS FOR
CALENDAR
YEAR 2022

Chair and Members
Board of Water Supply
City and County of Honolulu
Honolulu, Hawaii 96843

Chair and Members:

Subject: Schedule of Monthly Board Meetings for Calendar Year 2022

Attached for your information is the schedule of Board Meetings for the calendar year 2022.

Respectfully submitted,

/s/ ERNEST Y. W. LAU, P.E
Manager and Chief Engineer

Attachment"

The foregoing was for information only.

DISCUSSION: Chair Bryan Andaya and Manager Ernest Lau, gave the report. There were no comments or discussion.

**BOARD OF WATER SUPPLY
CITY AND COUNTY OF HONOLULU**

2022 BOARD MEETING SCHEDULE

Board Meetings are scheduled for the fourth Monday of each month at 2:00 p.m., in the Public Service Building (PSB) Board Room, unless otherwise noted.

January 24

February 28

March 28

April 25

May 9 – Annual Budget Workshop

May 23

June 27

July 25

August 22

September 26

October 24

November 28

December 12

MOTION TO RECESS INTO EXECUTIVE SESSION

There being no further business Chair Andaya at 2:34 PM called for a motion to adjourn the Open Session. Ray Soon so moved; seconded by Jade Butay and unanimously carried.

Upon unanimous approved motion, the Board recessed into Executive Session Pursuant to [HRS § 92-5 (a)(4)] at 2:35 PM to Consider Issues Pertaining to Matters Posted for Discussion at an Executive Session.

OPEN SESSION

The Board reconvened in Open Session at 4:02 PM.


MOTION TO ADJOURN

There being no further business Chair Andaya at 4:03 PM called for a motion to adjourn the Regular Session. Jade Butay so moved; seconded by Na'alehu Anthony and unanimously carried.

The minutes of the Regular Meeting held on November 22, 2021 are respectfully submitted,


 JOY CRUZ-ACHIU

APPROVED:


 BRYAN P. ANDAYA
 Chair of the Board
 DEC 13 2021

Date

THE MINUTES OF THE REGULAR SESSION BOARD MEETING ON NOVEMBER 22, 2021 WERE APPROVED AT THE DECEMBER 13, 2021 BOARD MEETING			
	AYE	NO	COMMENT
BRYAN P. ANDAYA	X		
KAPUA SPROAT	X		
RAY C. SOON			ABSENT
MAX J. SWORD			ABSENT
NA'ALEHU ANTHONY	X		
JADE T. BUTAY	X		
ROGER BABCOCK JR.			ABSENT