

MINUTES

PUBLIC HEARING AND THE REGULAR MEETING OF THE BOARD OF WATER SUPPLY

May 28, 2019

The Public Hearing was held in the Board Room of the Public Service Building at 630 South Beretania Street, Honolulu, Hawaii, to Consider (1) Adoption of the Operating and Capital Improvement Program Budget for the Fiscal Year 2019-2020 and Appropriating Funds Therefor.

Present: Bryan P. Andaya, Chair
Kapua Sproat, Vice Chair (arrived 2:03 PM)
Max J. Sword (left 2:42 PM)
Ross S. Sasamura
Jade T. Butay

Also Present: Ernest Lau, Manager and Chief Engineer
Ellen Kitamura, Deputy Manager and Chief Engineer
Robert Morita
Stuart Wong
Erwin Kawata
Mike Fuke
Jason Takaki
Kevin Ihu
Barry Usagawa
Henderson Nuuhiwa
Mike Matsuo
Kathleen Pahinui
Joe Cooper
Jennifer Elflein
Michele Thomas

Others Present: Jeff Lau, Deputy Corporation Counsel
Moana Yost, Deputy Corporation Counsel
Nick Sissine, SRS Pacific

Absent: Kay C. Matsui
Ray C. Soon

PUBLIC HEARING

At 2:01 PM, Chair Andaya called to order the Public Hearing. Mr. Andaya announced that a Public Hearing will be held first. After the Public Hearing, the Regular Meeting of the Honolulu Board of Water Supply (BWS) will commence.

Mr. Andaya began by giving his opening remarks. He stated that a public notice appeared in the May 18, 2019 Honolulu Star Advertiser newspaper. Mr. Andaya stated that the Board of Water Supply (BWS) is dedicated to providing safe, dependable, and affordable supply of water to its customers. To ensure this, thoughtful planning and funding of a regular program of water facility replacement and improvement is needed, as reflected in the annual Operating and Capital Improvement Program (CIP) Budget being considered today.

Mr. Andaya reported that a Budget Workshop Meeting was held on May 13, 2019. The Department's goals and objectives were outlined in this meeting and the Operating and CIP Budget was proposed for Fiscal Year (FY) 2019-2020.

Before officially opening the Public Hearing, Mr. Andaya called on Ernest Lau, Manager and Chief Engineer, to provide his remarks. Mr. Lau gave an overview of the proposed budget for FY 2019-2020.

The proposed Operating budget is \$204 million, approximately 9.7% more than the FY 2019 budget of \$186 million; and the proposed CIP budget is \$166 million, approximately 20.1% higher than the FY 2019 budget of \$138 million. The Board will be asked to consider approving the Operating and CIP budget during the Regular Meeting.

The purpose of the Public Hearing is held to allow public testimony on the proposed budget.

Mr. Lau introduced Robert Morita, Executive Assistant, Executive Support Office. Mr. Lau announced the retirement of Mr. Morita and expressed his appreciation of his leadership of the Executive Support Office and for the automation of the Budget Management System.

Before beginning his presentation, Mr. Morita thanked Stuart Wong, Budget Program Specialist, for all his hard work on the proposed budget. Mr. Wong will be leading the Executive Support Office when Mr. Morita retires.

Mr. Morita proceeded to explain the proposed Operating Budget for FY 2019-2020. The highlights of his presentation were:

1. The BWS is planning a revenue bond issuance of \$150 million. This is the first time since FY 2006 that the BWS will issue revenue bonds for new funds.
2. The proposed budget focused on managing the annual carry over funds by shifting more funds to the CIP. In addition, the fund balance was set to meet the debt service coverage and working capital provisions established in the financial policies adopted by the Board.
3. The proposed budget optimizes the use of available staffing by moving vacant positions to areas of critical need instead of requesting more positions. An HR Strategic Plan was also funded to address the challenges facing the BWS in employee hiring and retention.

4. A review of the revenues and expenditures projected in the Long Range Financial Plan and the assumption that 50% of the CIP would be funded by cash and the other 50% would be by revenue bonds.

As part of the CIP budget presentation, Barry Usagawa, Program Administrator, Water Resources Division, was introduced to explain how the FY 2020 CIP budget supports the mission of BWS and aligns with the goals and objectives established in the BWS Strategic Plan.

With an interest in climate change, BWS co-funded a Water Research Foundation Climate Change Vulnerability Assessment Study through their Tailored Collaboration Program. The study identified adaptation strategies for forecasted drier conditions in Leeward Oahu and sea level rise impacts in Honolulu.

BWS also joined with the Water Utility Climate Alliance Network (WUCA) which consists of 12 of the nation's largest water utilities and dedicated to providing leadership and collaboration in support of climate change adaptation.

Mr. Usagawa then introduced Jason Takaki, Program Administrator, Capital Projects Division, to present the CIP budget. Mr. Takaki gave an overview of each of the three categories in the CIP: (1) Research and Development - \$6.25 million; (2) Renewal and Replacement - \$115.9 million; (3) Capacity Expansion - \$21.8 million.

Mr. Takaki also described the process improvements initiated within the Capital Projects Division to promote operational efficiency to ensure implementation of the accelerated CIP Program.

Mr. Takaki called up Mr. Morita to summarize the budget. The total combined budget for the Operating and CIP budget is \$370.7 million. The Operating budget increased by \$18.1 million or 9.7%. The CIP budget increased by \$27.8 million or 20.1%. The total increase is \$45.9 million or 14.1% over FY 2019.

Mr. Andaya asked the Board Members if there were any questions or comments, and there were none. Mr. Andaya announced that he would now take public testimony and asked that the testimonies be limited to three minutes. With no response, Mr. Andaya confirmed with Mr. Morita that there were no registered speakers to testify.

Mr. Andaya closed the Public Hearing and continued with the item to adopt Resolution No. 896, 2019.

"May 28, 2019

ADOPTION OF
RESOLUTION
NO. 896, 2019

Chair and Members
Board of Water Supply
City and County of Honolulu
Honolulu, Hawaii

Chair and Members:

Subject: Adoption of Resolution No. 896, 2019, Adopting the
Operating and Capital Improvement Program Budget for the
Fiscal Year 2019-2020 and Appropriating Funds
Therefor

We recommend adoption of the proposed Operating and Capital Improvement Program Budget for the fiscal year beginning July 1, 2019 and ending June 30, 2020.

A Public Hearing to consider the proposed budget, as required by the City Charter, was held on May 28, 2019. The affidavit attesting to the publication of the Public Hearing notice is attached.

We further recommend adoption of the attached Resolution No. 896, 2019, appropriating funds for the Operating and Capital Improvement Program Budget for Fiscal Year 2019-2020, as follows:

1. The sum of \$204,390,638 from the Operating Fund for Operating Budget expenditures.
2. The sum of \$77,355,000 from the Operating Fund, \$65,290,000 from the Improvement Fund and \$23,660,000 from the Special Expendable Fund for Capital Improvement Program Budget expenditures.

Respectfully submitted,

/s/ ERNEST Y. W. LAU, P.E.
Manager and Chief Engineer

Attachments"

DISCUSSION: There were no comments or discussion.

**MOTION TO
ADOPT
RESOLUTION
NO. 896, 2019**

Ross Sasamura motioned to adopt Resolution No. 896, 2019, Adopting the Operating and Capital Improvement Program Budget for the Fiscal Year 2019-2020 and Appropriating Funds Therefor, seconded by Jade Butay. The motion was unanimously carried.

AFFIDAVIT OF PUBLICATION

IN THE MATTER OF
NOTICE OF PUBLIC HEARING

STATE OF HAWAII
City and County of Honolulu

Doc. Date: MAY 20 2019 # Pages: 1
Notary Name: COLLEEN E. SORANAKA First Judicial Circuit
Doc. Description: Affidavit of Publication
Notary Signature: [Signature] Date: MAY 20 2019
Notary Public Seal: COLLEEN E. SORANAKA, NOTARY PUBLIC, No. 90-263, STATE OF HAWAII


NOTICE OF PUBLIC HEARING
NOTICE IS HEREBY GIVEN that the BOARD OF WATER SUPPLY, CITY AND COUNTY OF HONOLULU, will hold a PUBLIC HEARING in the Board Room, Public Service Building, 630 South Beretania Street, on TUESDAY, MAY 28, 2019, at 2:00 p.m. or soon thereafter, where all interested persons shall be afforded the opportunity of being heard on the adoption of the Proposed Fiscal Year (FY) 2020, Operating and Capital Improvement Program Budget of the Board of Water Supply for the fiscal year beginning July 1, 2019 and ending June 30, 2020.
Information to be discussed at this public hearing is available at Room 319 of the Public Service Building, Board of Water Supply, 630 South Beretania Street or online at www.boardofwatersupply.com. All comments on or suggested changes to the proposed FY 2020 Operating and Capital Improvement Program Budget of the Board of Water Supply should be filed in writing before the date of the public hearing or presented in person at the time of the hearing. Persons wishing to speak are requested to register by 1:00 p.m. with Luella Paekukui, 748-5176, by providing your name, phone number, and subject matter of testimony. Testimony is limited to three minutes and shall be presented by the registered speaker only. Any person requiring special assistance who plans to attend the public hearing, may contact Luella Paekukui at 748-5176, no later than May 21, 2019, so that appropriate accommodations can be provided.
BOARD OF WATER SUPPLY
CITY AND COUNTY OF HONOLULU
(SA1197852 5/18/19)

Gwyn Pang being duly sworn, deposes and says that she is a clerk, duly authorized to execute this affidavit of Oahu Publications, Inc. publisher of The Honolulu Star-Advertiser, MidWeek, The Garden Island, West Hawaii Today, and Hawaii Tribune-Herald, that said newspapers are newspapers of general circulation in the State of Hawaii, and that the attached notice is true notice as was published in the

Honolulu Star-Advertiser 1 times on: 05/18/2019
MidWeek 0 times on:
The Garden Island 0 times on:
Hawaii Tribune-Herald 0 times on:
West Hawaii Today 0 times on:
Other Publications: 0 times on:

And that affiant is not a party to or in any way interested in the above entitled matter.

Gwyn Pang
Subscribed to and sworn before me this 20 day of May A.D. 2019



Colleen E. Soranaka, Notary Public of the First Judicial Circuit, State of Hawaii
My commission expires: Jan 06 2020

Ad # 0001197852

SP.NO.: L.N.

BOARD OF WATER SUPPLY
CITY AND COUNTY OF HONOLULU

RESOLUTION NO. 896, 2019

**RESOLUTION ADOPTING THE OPERATING AND CAPITAL IMPROVEMENT
PROGRAM BUDGET FOR FISCAL YEAR 2020 AND APPROPRIATING FUNDS
THEREFOR**

BE IT RESOLVED by the Board of Water Supply, City and County of Honolulu, State of Hawaii, that in accordance with the provisions of Article VII of the Revised Charter of the City and County of Honolulu, the sum of TWO HUNDRED FOUR MILLION THREE HUNDRED NINETY THOUSAND SIX HUNDRED THIRTY -EIGHT DOLLARS (\$204,390,638) be and the same is hereby appropriated out of all monies placed to the credit of the Operating Fund for expenditures of the Board of Water Supply Operating Budget for the fiscal year beginning July 1, 2019 and ending June 30, 2020 as follows:

OPERATING BUDGET

OPERATING FUND \$204,390,638

BE IT FURTHER RESOLVED that the said Operating Fund appropriation may be increased to the extent that any State or Federal environmental law, regulation, and/or electric power cost, causes the Board of Water Supply to exceed the cost thresholds as specified in the Schedule of Rates and Charges for the Furnishing of Water and Water Service; and

BE IT FURTHER RESOLVED that the sum of SEVENTY-SEVEN MILLION THREE HUNDRED FIFTY-FIVE THOUSAND DOLLARS (\$77,355,000) be and the same

is hereby appropriated out of all monies placed to the credit of the Operating Fund, the sum of SIXTY-FIVE MILLION TWO HUNDRED NINETY THOUSAND DOLLARS (\$65,290,000) be and the same is hereby appropriated out of all monies placed to the credit of the Improvement Fund and the sum of TWENTY-THREE MILLION SIX HUNDRED SIXTY THOUSAND DOLLARS (\$23,660,000) be and the same is hereby appropriated out of all monies placed to the credit of the Special Expendable Fund for expenditures of the Board of Water Supply Capital Improvement Program Budget for the fiscal year beginning July 1, 2019 and ending June 30, 2020, as follows:

CAPITAL IMPROVEMENT PROGRAM BUDGET

OPERATING FUND	\$ 77,355,000
IMPROVEMENT FUND	\$ 65,290,000
SPECIAL EXPENDABLE FUND	\$ 23,660,000

BE IT FURTHER RESOLVED that the Manager and Chief Engineer, at his discretion, shall have the authority to adjust the method of funding the Capital Improvement Program Budget and that the Manager and Chief Engineer may increase or decrease the amount appropriated out of the Operating Fund, Improvement Fund, State Revolving Fund and Special Expendable Fund in the Capital Improvement Program Budget, provided that the total consolidated appropriation of the Operating Budget and Capital Improvement Program Budget remains the same; and

BE IT FINALLY RESOLVED that revenue bonds of the Board of Water Supply, City and County of Honolulu, general obligation bonds of the City and County of Honolulu, commercial paper or other alternative forms of financing deemed appropriate

Honolulu, commercial paper or other alternative forms of financing deemed appropriate by the Board of Water Supply, are authorized for issuance to yield the amount that may be necessary to finance projects listed in the Board of Water Supply Capital Improvement Program Budget and designated to be financed from the Improvement Fund and such additional amounts as may be deemed necessary to pay the expenses of issuance of such bonds or other financing; provided that the Board of Water Supply shall by resolution, and the City Council of the City and County of Honolulu for general obligation bonds shall by ordinance, determine the form, date, amount, denomination, and maturity of the bonds herein authorized.

ADOPTED:



BRYAN P. ANDAYA
Chair

Honolulu, Hawaii
May 28, 2019

RESOLUTION NO. 896, 2019, ADOPTING THE OPERATING AND CAPITAL IMPROVEMENT PROGRAM BUDGET FOR THE FISCAL YEAR 2019-2020 AND APPROPRIATING FUNDS THEREFOR, ADOPTED ON MAY 28, 2019			
	AYE	NO	COMMENT
BRYAN P. ANDAYA	X		
KAPUA SPROAT	X		
KAY C. MATSUI			ABSENT
RAY C. SOON			ABSENT
MAX J. SWORD			ABSENT
ROSS S. SASAMURA	X		
JADE T. BUTAY	X		

WATER FOR LIFE

Safe, dependable, and affordable water now and into the future



Board of Water Supply
City and County of Honolulu



FY 2020 Budget Presentation

Board of Water Supply

May 28, 2019



WATER FOR LIFE

Safe, dependable, and affordable water now and into the future



Board of Water Supply
City and County of Honolulu

**FY 2020
Operating Budget
and
Capital Improvement
Program Budget**





FY 2020 Operating and Capital Improvement Program Budget Summary

	FY 2019 – Adopted	FY 2020 – Proposed	\$ Change	% Change
Operating Budget	\$186,290,999	\$204,390,638	\$18,099,639	9.7%
Capital Improvement Program Budget	\$138,461,000	\$166,305,000	\$27,844,000	20.1%
Total	\$324,751,999	\$370,695,638	\$45,943,639	14.1%



FY 2020 Budget

- Operating Budget increases by \$18.1 million or 9.7% over FY 2019.
- Capital Improvement Program Budget increases by \$27.8 million or 20.1% over FY 2019.
- Consistent with the long-range financial plan, BWS intends to issue revenue bonds in the second half of FY 2020 for the first time since FY 2006.
- The bond issue is anticipated to be **\$150 million** for the next two fiscal years.



Operating Fund Revenue Expenditure Summary

(millions of dollars)

	FY 2019	FY 2020	Change	
	Adopted	Proposed	\$ Mil.	%
Revenues	\$239.2	\$246.2	\$7.0	2.9%
Total Operating Expenditures	\$186.3	\$204.4	\$18.1	9.7%





Operating Fund Resources and Expenditures

(millions of dollars)

	FY 2018	FY 2019	FY 2020
	Actual	Estimated Actual	Budget
Beginning Balance	\$ 121.3	\$ 86.6	\$ 69.7
Revenues	234.9	241.7	246.2
Lapses/ Adjustments	4.4	0.6	-
Total Resources	360.6	328.9	315.9
Operating Expenditures	171.0	157.9	204.4
Capital Improvement Program	103.0	100.8	77.3
Special Ex. Fund reimbursement (WSFC waivers – Affordable Housing Program)		0.5	0.5
Total Expenditures	274.0	259.2	282.2
Ending Balance	\$ 86.6	\$ 69.7	\$ 33.6





Board Adopted Financial Policies

4.4.2 Debt Service Coverage

Per Board Resolution No. 873, 2017, the financial plan supports the BWS maintaining a minimum of 1.6x debt service coverage on total debt.

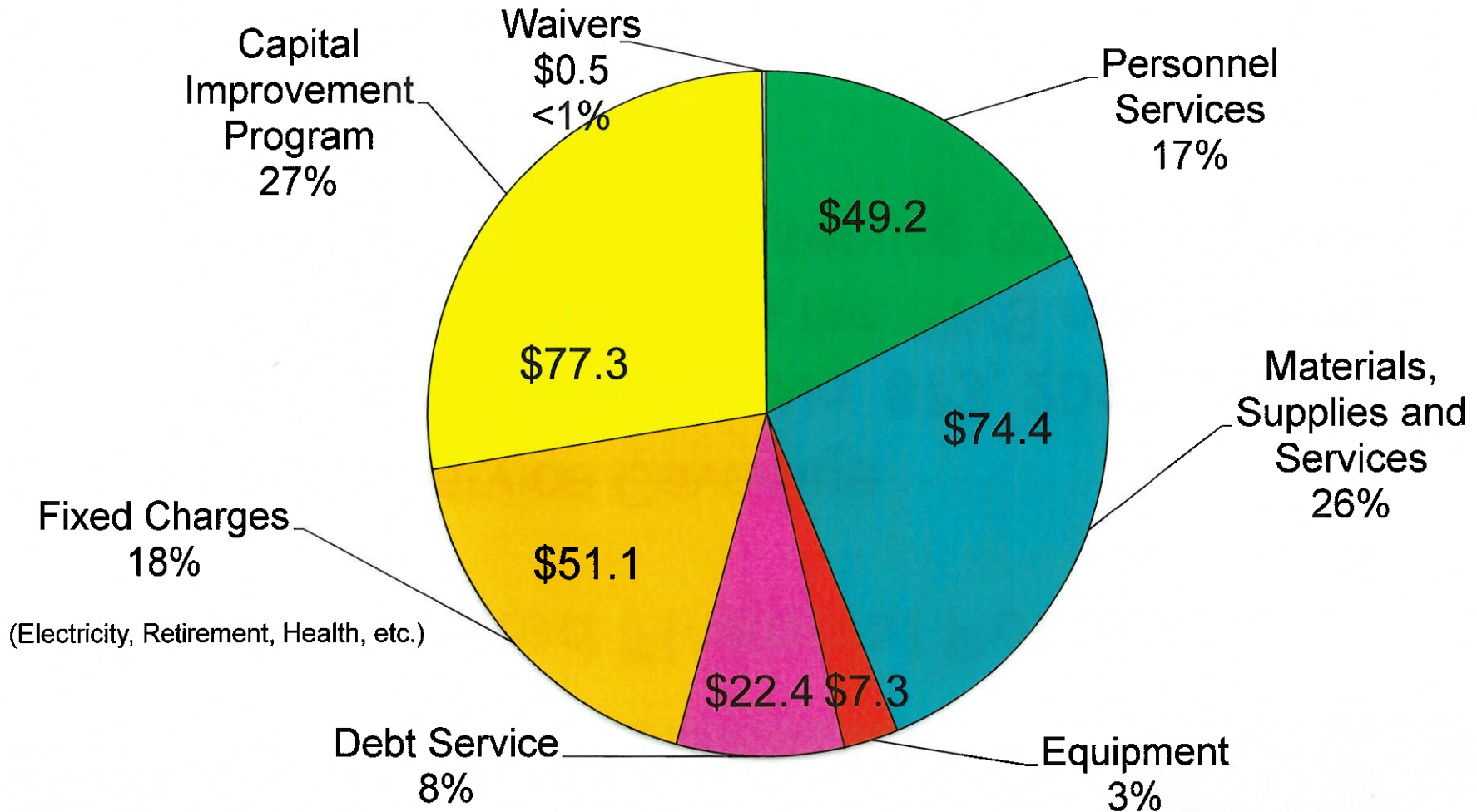
4.4.3 Working Capital

Revenue requirements include targeting 180 days of unencumbered working capital while never having less than 60 days.



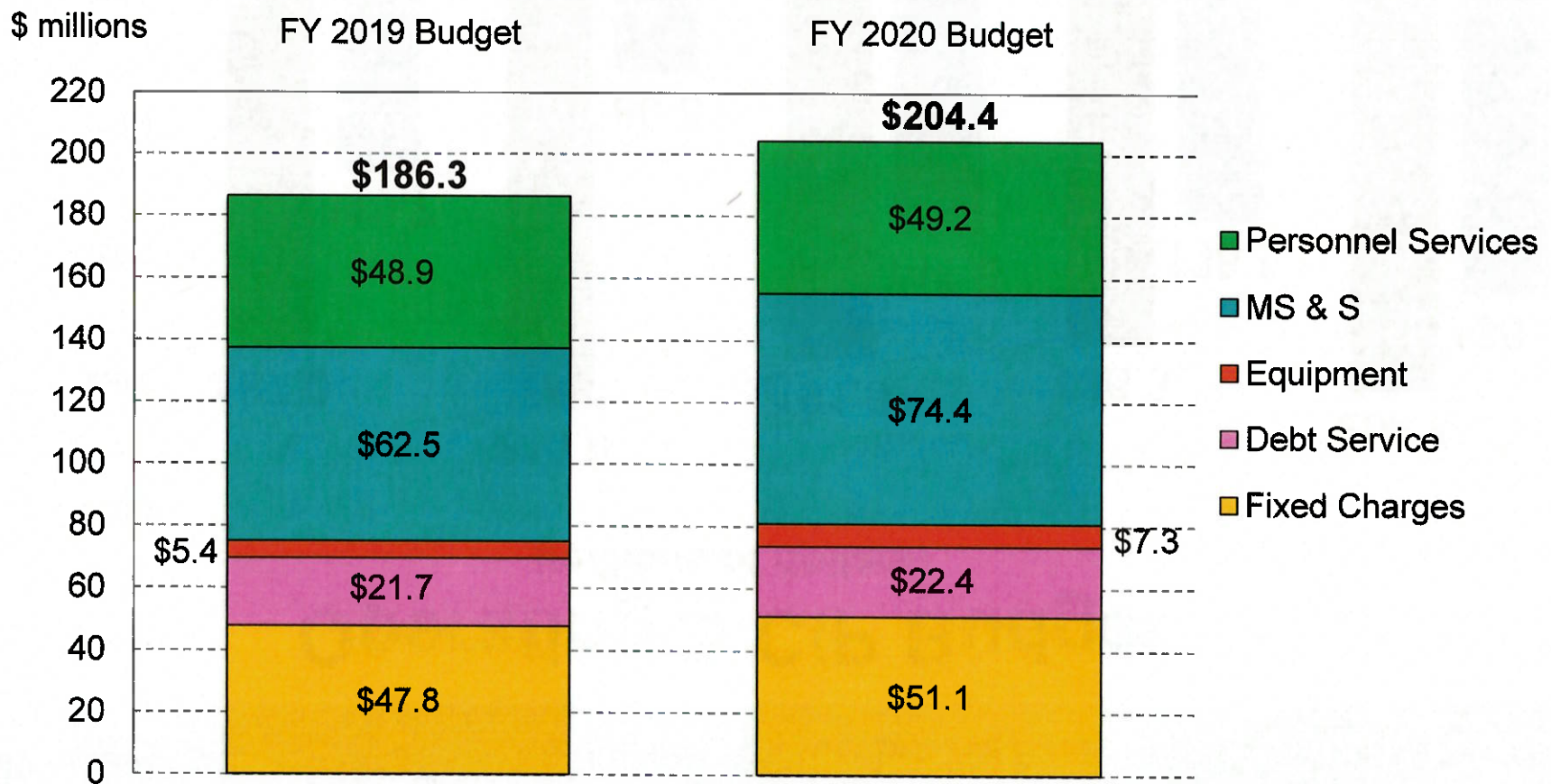
Operating Fund Expenditures for FY 2020

\$282.2 million



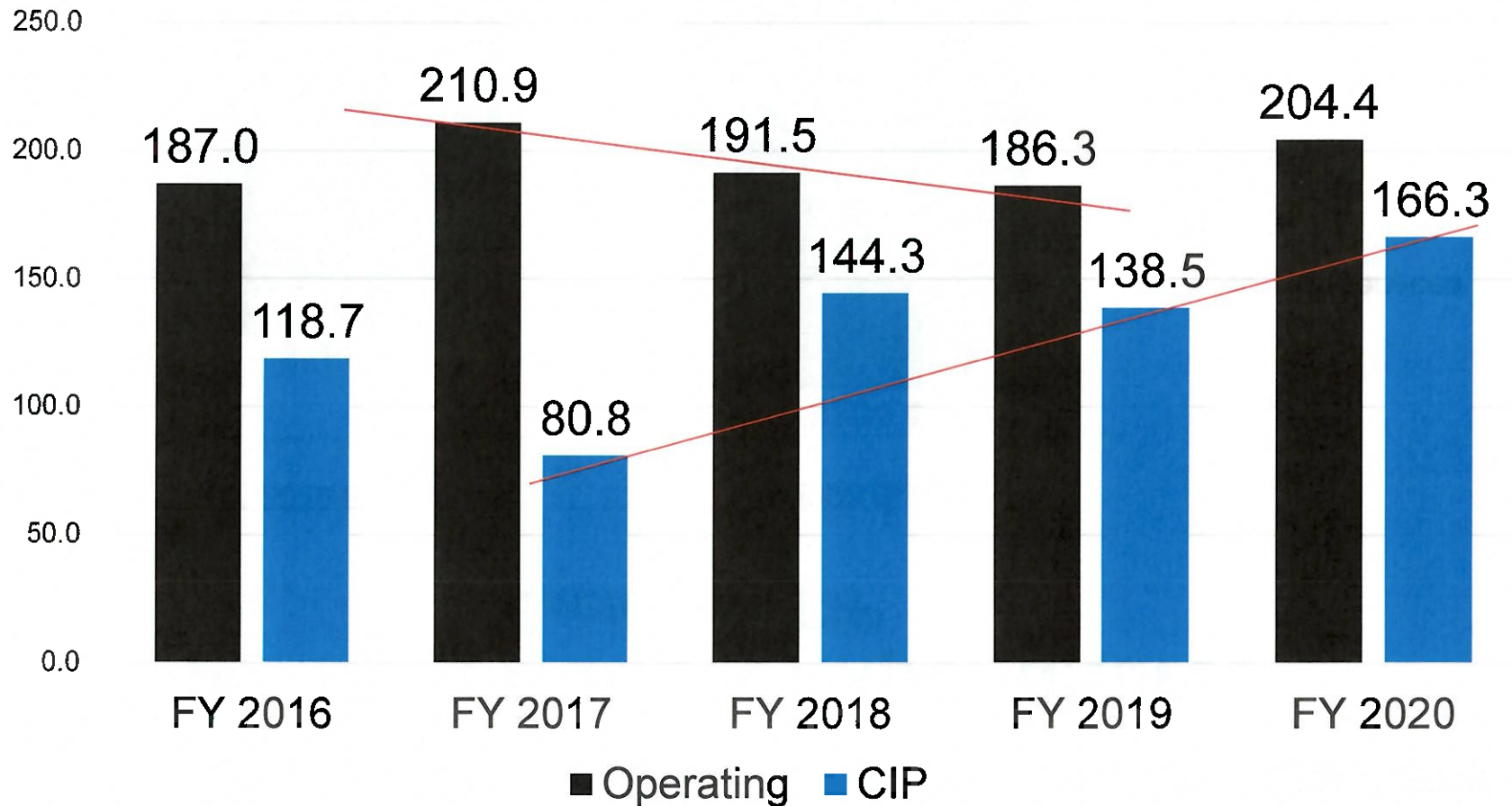


Operating Budget Expenditures Excluding CIP





Operating & CIP Budget (millions of dollars)





Highlights of the Operating Budget

Operating Expenses:

Salaries

- No net increase in FTE. Remains at 741 FTE.
- \$247,000 increase in salaries or +0.5%

Human Resources Initiatives:

- Optimize available staffing and create efficiencies through reorganization of functions
- Expand operational capacity through the leveraging of technology
- Development of an HR Strategic Plan
- Participation in Society for Human Resource Management (SHRM) Conferences to explore new strategies for recruitment and succession planning



Highlights of the Operating Budget

Operating Expenses (cont.):

Materials, Services & Supplies:

- \$2.2 million to replace an RO line for the recycled water system.
- \$2 million to conduct a TCP Advanced Treatment Study.
- \$2 million for contractual services for drinking water system and vulnerability risk assessment and water resource protection.



Highlights of the Operating Budget

Operating Expenses (cont.):

Materials, Services & Supplies:

- \$1.5 million increase in funding for emergency road repairs and BWS facility pavement repairs.
- \$1.2 million for consultant services to upgrade the instrumentation and controls for the water distribution system.



Highlights of the Operating Budget

Operating Expenses (cont.):

Equipment

- \$1.2 million more for new and replacement vehicles.
- \$700,000 for two mobile generators. Eligible for 75% FEMA reimbursement.

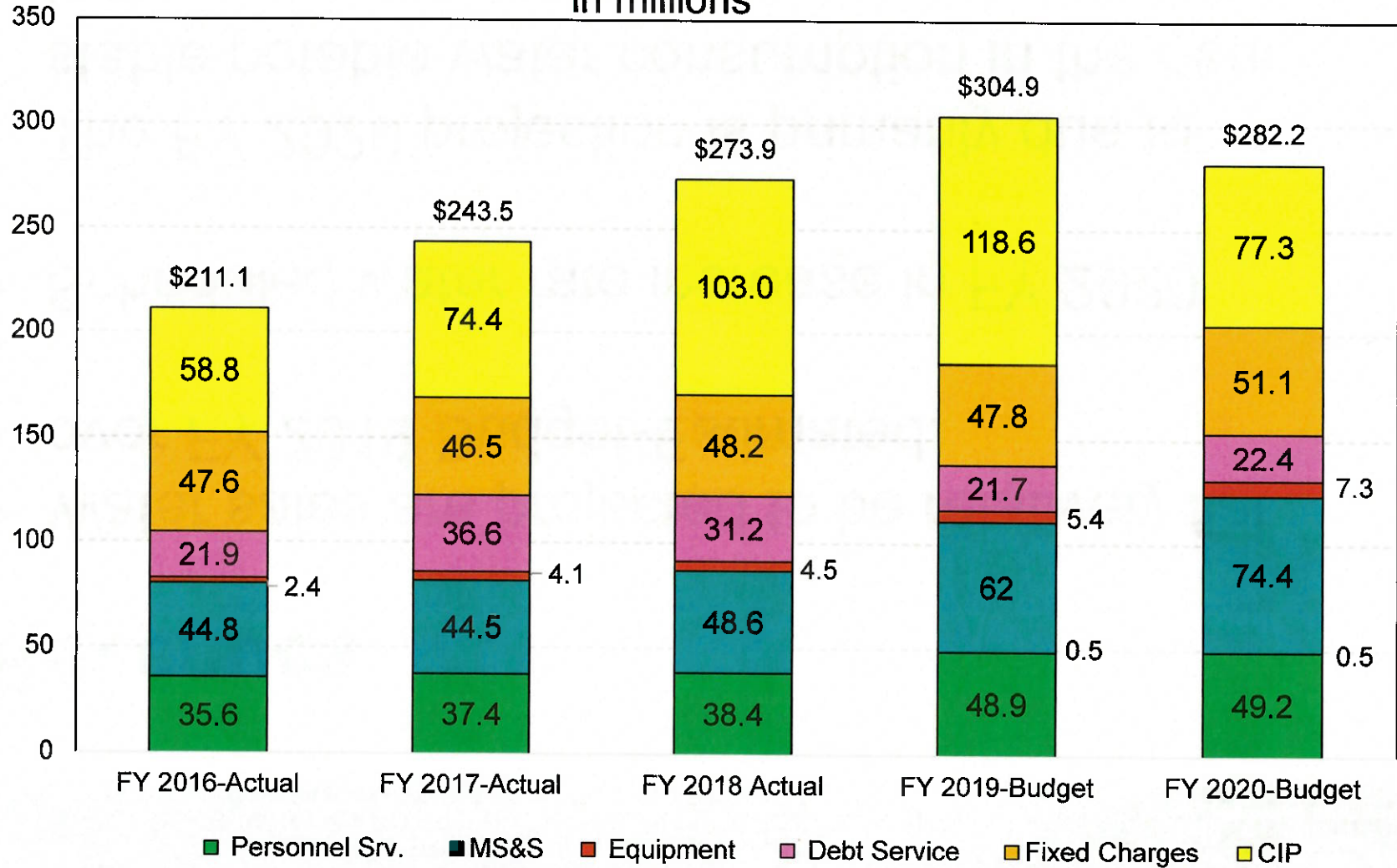
Fixed Charges

- \$1.8 million increase in Employees Retirement System costs
- \$2.0 million more for electricity expenses



Operating Fund Expenditures

in millions





Revenues

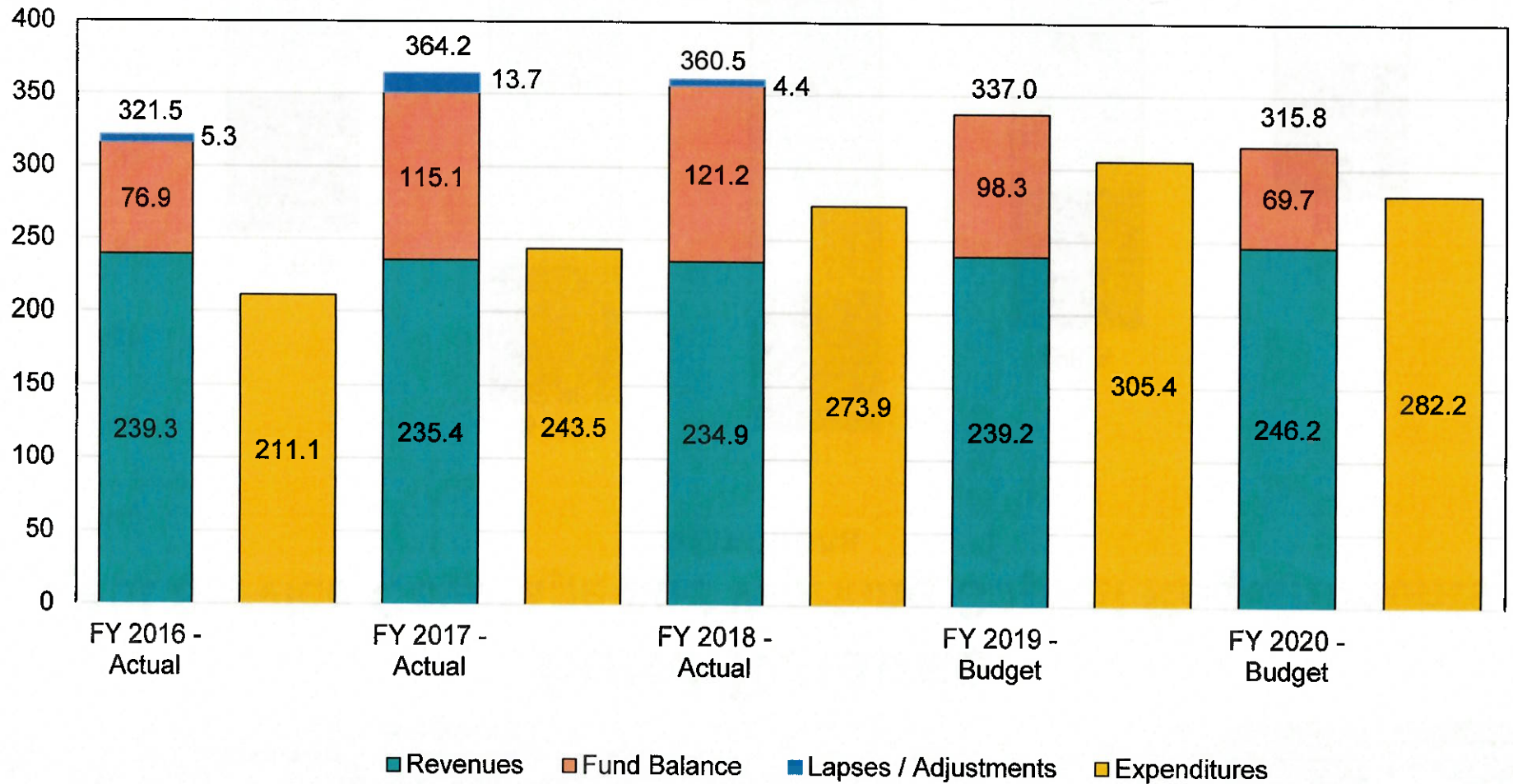
- Water sales are projected to be relatively flat over FY 2019 Budget-Estimated.
- Scheduled water rate increase in FY 2020

The FY 2020 projection is primarily due to stable potable water consumption in the near term.



Total Resources vs. Total Expenditures

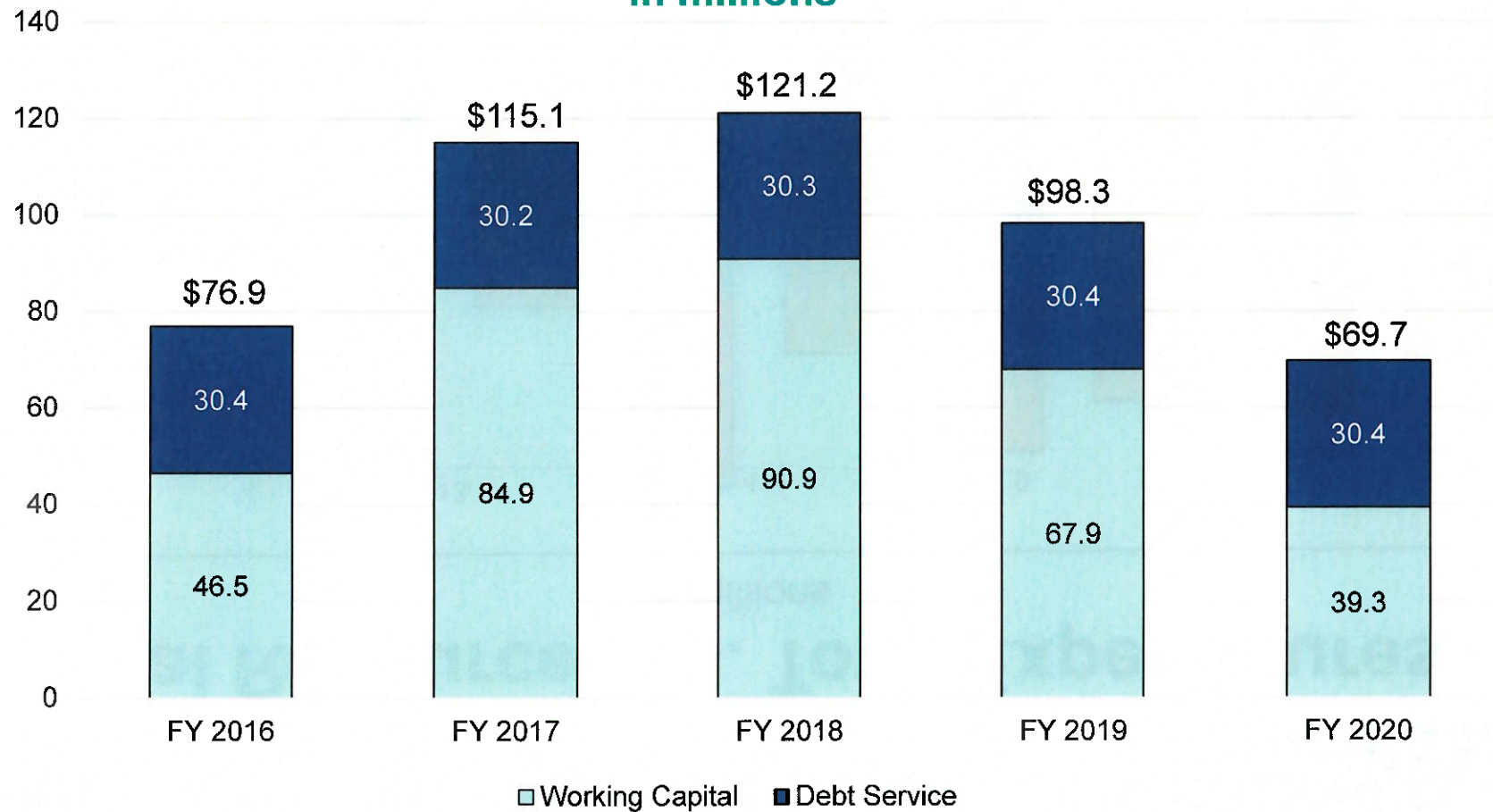
in millions





Fund Balance

Debt Service Coverage and Working Capital Requirements in millions





Debt Service

	Amount
Current Outstanding Debt:	\$224.3M
Current Outstanding Notes:	\$64.3M
Current All-In Annual Debt Service:	\$21.2M
Debt Service Increase in FY20 *:	\$0.8M
Debt Service Increase in FY21 *:	\$7.3M
Debt Service Increase in FY22 *:	\$2.7M


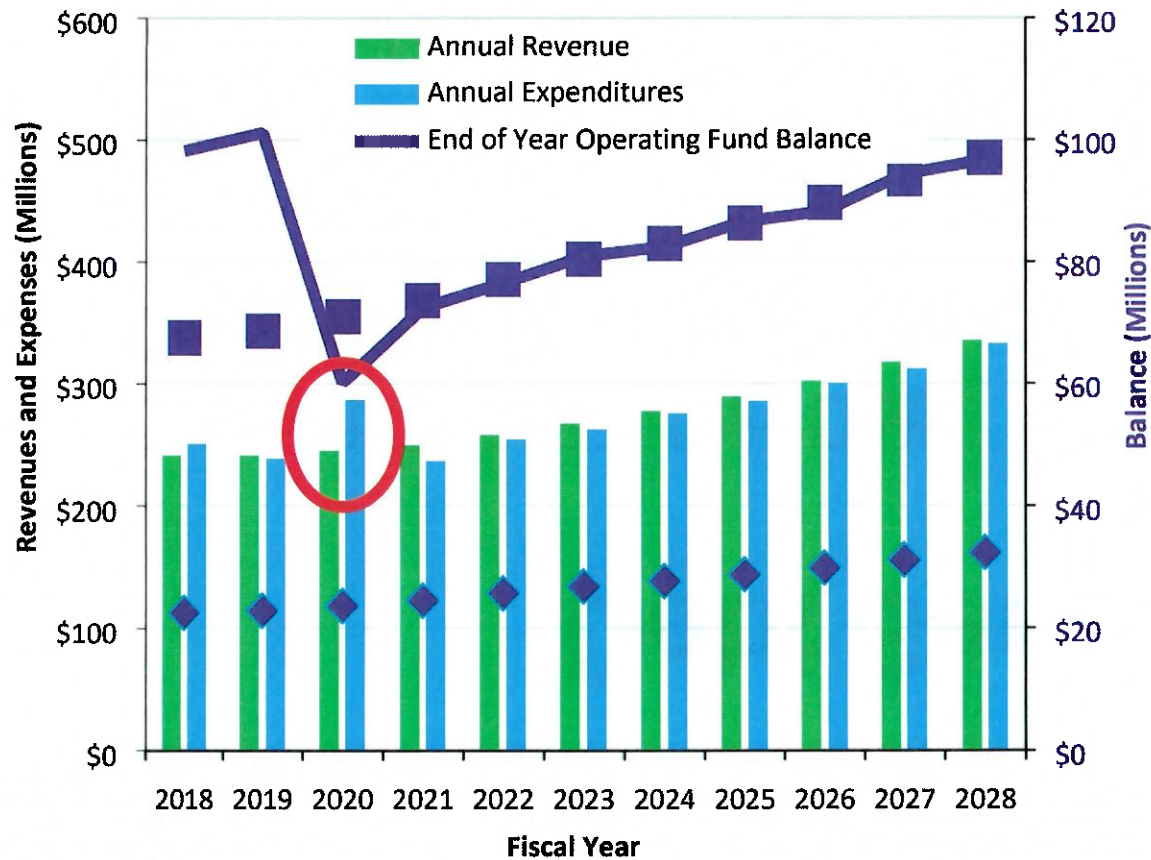
* Assumes issuing revenue bonds of \$65 million and SRF loans of \$8 million in FY2020 and revenue bonds of \$85 million in FY2021.

Rate revenue is expected to increase by \$4 million in both FY2020 and FY2021.



Long-Range Financial Plan

Resolution No. 886, 2018 Adopted on March 27, 2018



Financing Strategy of Cash and Bonds

From the BWS Long-Range Financial Plan Summary pages 10 & 11.

WATER FOR LIFE

Safe, dependable, and affordable water now and into the future



Board of Water Supply
City and County of Honolulu

FY 2020

U W E K I L A N I O L A K A H O N U L A

**Capital Improvement
Program Budget**





FY 2020 CIP

- Supports the BWS vision and mission of **Water For Life: Safe, dependable and affordable water now and into the future**
- Aligned with the BWS Strategic Plan 2018-2022, Divisions' Goals & Objectives and the Six-Year Capital Improvement Program

WATER FOR LIFE

Safe, dependable, and affordable water now and into the future



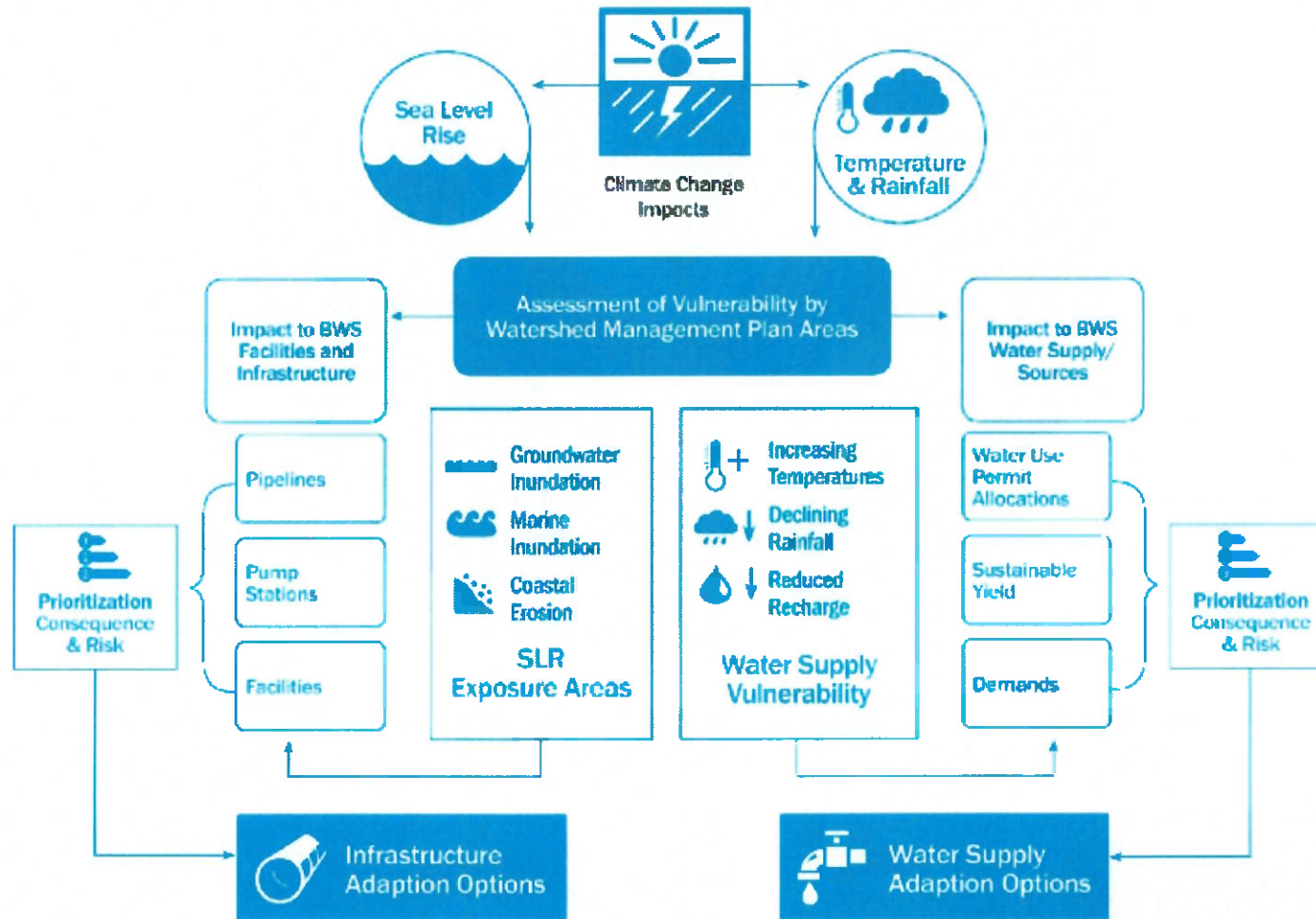
Board of Water Supply
City and County of Honolulu

BWS Strategic Plan





Vulnerability Assessment Approach



WATER FOR LIFE

Safe, dependable, and affordable water now and into the future



Board of Water Supply
City and County of Honolulu



Water Utility Climate Alliance



Delivering reliable, high-quality water requires a delicate balance between water supplies and customer demands.

While water managers continually strive to maintain this supply-and-demand balance through long-term water resource planning and demand management, new challenges exist due to the impacts of climate change, putting the world's water resources at risk.

The Water Utility Climate Alliance (WUCA) is dedicated to enhancing climate change research and improving water management decision-making to ensure that water utilities will be positioned to respond to climate change and protect our water supplies.



Climate risk learning module
now online



2018 Annual Report presented
at GM retreat



View materials from recent
technical training course



WATER FOR LIFE

Safe, dependable, and affordable water now and into the future



Board of Water Supply
City and County of Honolulu

**Water Service
Adequacy and Dependability**

**Infrastructure Costs
Rate Affordability**





Project Categories

Research and Development

Renewal and Replacement

Capacity Expansion





Capital Improvement Program Budget FY 2020

	Categories	Operating Fund	Operating Fund (SRF Eligible)	Special Expendable Fund	Improvement Fund	Total
I.	Research & Development	\$ 6,250,000	---	---	---	\$ 6,250,000
II.	Renewal & Replacement	48,860,000	7,500,000	---	59,510,000	115,870,000
III.	Capacity Expansion	100,000		21,730,000		21,830,000
	Subtotal	55,210,000	7,500,000	21,730,000	59,510,000	143,950,000
	Construction Cost Index	3,895,000	750,000	1,930,000	5,780,000	12,355,000
	Contract Adjustment	10,000,000	---	---	---	10,000,000
	Total	\$ 69,105,000	\$ 8,250,000	\$ 23,660,000	65,290,000	\$ 166,305,000

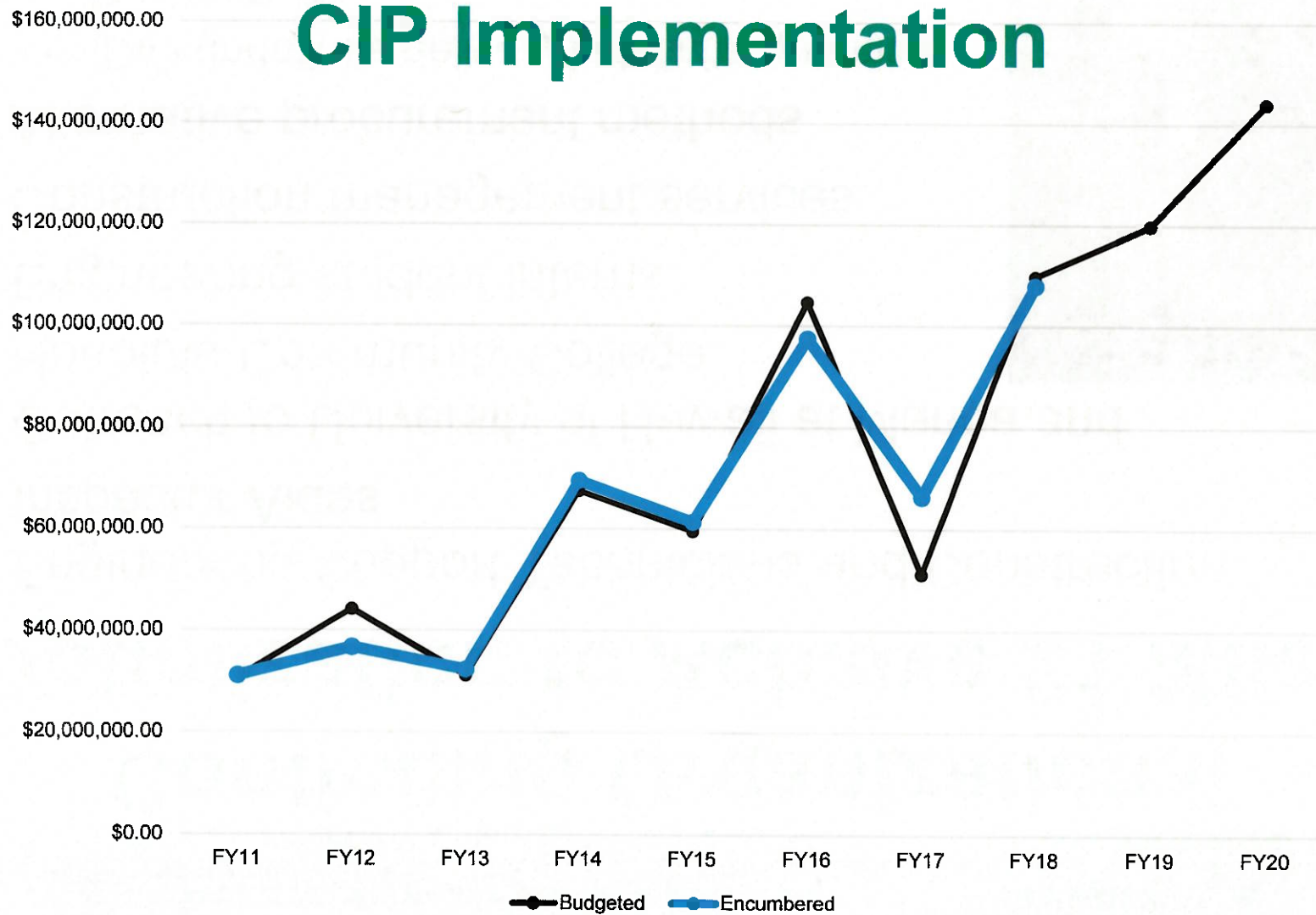
WATER FOR LIFE

Safe, dependable, and affordable water now and into the future



Board of Water Supply
City and County of Honolulu

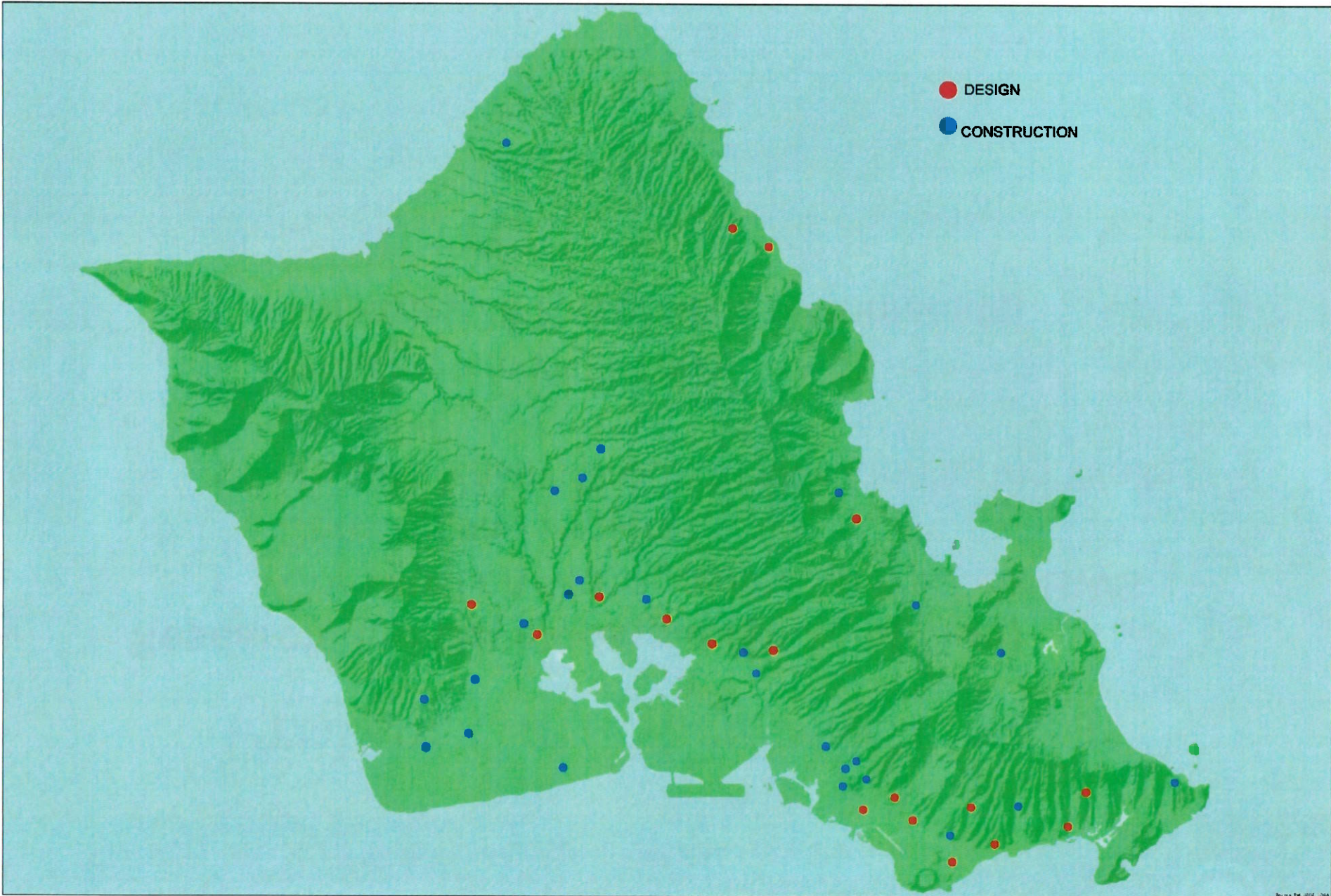
CIP Implementation



Continuing Organizational Optimization to Achieve 21 Miles

- Engineering Support Technicians and Construction Inspector Aides
- Outreach to University of Hawaii at Manoa and Honolulu Community College
- Engineering student interns
- Construction management services
- Alternative procurement methods
 - IDIQ (indefinite delivery/indefinite quantity)
 - Design-Build
- MANAO







Project Category Highlights

Research and Development (\$6.25 million)

- Construction Management for Various BWS Construction Projects
- Halawa Valley Groundwater Monitoring Wells, Phase II
- Waialae Nui Well Test
- Waiawa 228 Reservoir Environmental Assessment



Project Category Highlights

Renewal and Replacement (\$116.85 million)

- Mililani Wells II: Replacement of Pumping Units
- Waipahu Wells I Renovation
- Hoaeae Wells Pump Replacement and Electrical Upgrades
- Pump Renewal and Replacement

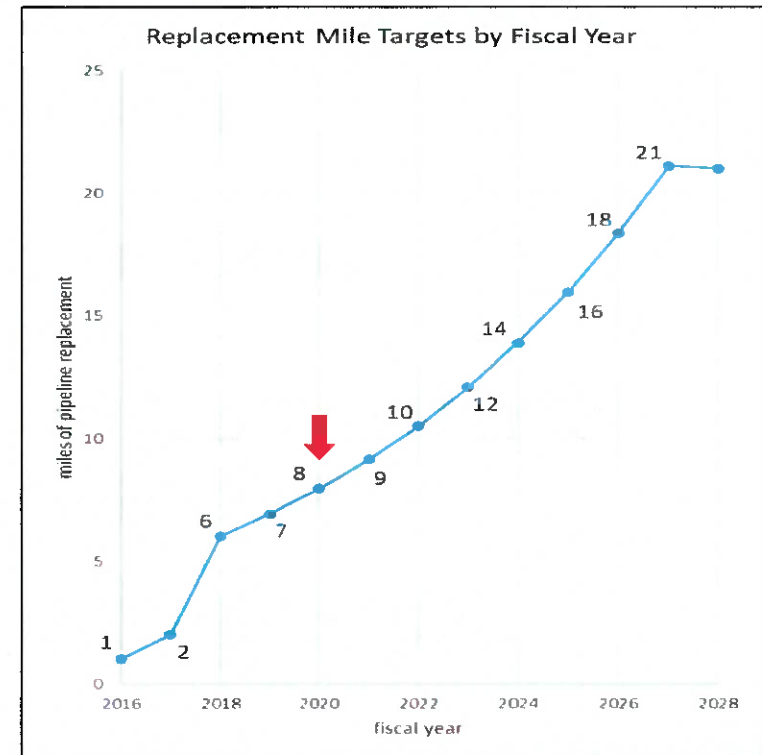




Project Category Highlights

Renewal and Replacement (continued)

- Main replacement construction in Kamehameha Heights, Pupukea, Kaneohe, Makakilo and Pauoa – **8.3 miles**
- Main replacement design in various location including Ewa Beach, Waipahu, Kuliouou, Kaneohe, Ahuimanu, and Hauula – **15.6 miles**



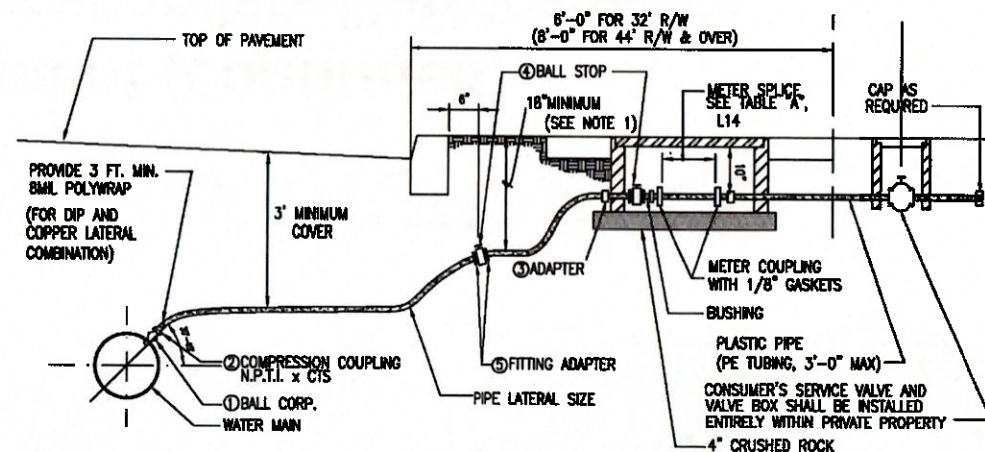
13.3 miles of pipeline currently under construction



Project Category Highlights

Renewal and Replacement (continued)

- Moanalua and Quarry Pipeline Tunnel repairs
- Service lateral replacements
- Granular Activated Carbon (GAC) water treatment facility renovations and improvements





Project Category Highlights

Renewal and Replacement (continued)

- Water Meter Transponders Replacements, Phase II
- Security Improvements at Various Locations
- Beretania Public Service Building Exterior Improvements
- Facility Reroofing, Repair and Renovations


D. W. S.
P. S. BLDG.
MAR. 10, 1950



Project Category Highlights

Capacity Expansion (\$20.85 million)

- Kalawahine 180 2.0 MG Reservoir
- Waialae West Well
- Mililani 994 Booster





FY 2020 Operating and Capital Improvement Program Budget Summary

	FY 2019 – Adopted	FY 2020 – Proposed	\$ Change	% Change
Operating Budget	\$186,290,999	\$204,390,638	\$18,099,639	9.7%
Capital Improvement Program Budget	\$138,461,000	\$166,305,000	\$27,844,000	20.1%
Total	\$324,751,999	\$370,695,638	\$45,943,639	14.1%



WATER FOR LIFE

Safe, dependable, and affordable water now and into the future



Board of Water Supply
City and County of Honolulu

Questions?



BOARD OF WATER SUPPLY

City and County of Honolulu
Honolulu, Hawaii



2020 BUDGET

For the Fiscal Year Beginning July 1, 2019 and
Ending June 30, 2020

**BOARD OF WATER SUPPLY
City and County of Honolulu**

**OPERATING AND CAPITAL IMPROVEMENT PROGRAM BUDGET
For the Fiscal Year Beginning July 1, 2019 and Ending June 30, 2020**

BOARD MEMBERS

Bryan P. Andaya, Chair

Kapua Sproat, Vice-Chair

Kay C. Matsui, Member

Ray C. Soon, Member

Max J. Sword, Member

Ross S. Sasamura, Ex-Officio


Jade T. Butay, Ex-Officio

SUBMITTED BY:



ERNEST Y.W. LAU, P.E.
Manager and Chief Engineer

APPROVED:



BRYAN P. ANDAYA, Chair
May 28, 2019

May 28, 2019

Chair and Members
Board of Water Supply
City and County of Honolulu
Honolulu, Hawaii 96843

Chair and Members:

In accordance with Section 7-106(i), Revised Charter of the City and County of Honolulu, we submit for your review and approval the proposed Operating and Capital Improvement Program Budget for fiscal year July 1, 2019 to June 30, 2020.

FINANCIAL PLAN

The proposed Operating Budget for FY 2020 is based upon total operating fund resources of \$315.9 million, to be derived from operating revenues of \$246.2 million and an estimated carryover balance from FY 2019 of \$69.7 million. The carryover balance results from the estimated operating fund balance that is unappropriated. The unappropriated balance is composed of a minimum fund reserve required to maintain its recommended debt service coverage of \$30.4 million and working capital amount of \$39.3 million. The proposed operating fund expenditure allocations are \$204.4 million for operating expenses; \$77.3 million for the Capital Improvement Program (CIP) Budget and a \$500 thousand fund transfer from the Operating Fund to the Special Expendable Fund. This transfer is to reimburse the Special Expendable Fund for water system facilities charges that will be waived under the City & County of Honolulu Affordable Housing Program. A projected ending balance of \$33.6 million will be unappropriated.

The proposed CIP budget totals \$166.3 million and is funded by \$77.3 million from the Operating Fund; \$65.3 million from the Improvement Fund and \$23.7 million from the Special Expendable Fund. Of the \$77.3 million in Operating Funds proposed for the CIP, \$8.3 million is eligible for participation in the State of Hawaii, Department of Health State Revolving Fund (SRF) loan program. The SRF loan program currently offers zero interest rate loans and low administrative fees.

PART I. OPERATING BUDGET

Following are summaries of the proposed revenues and expenditures for the next fiscal year as well as the corresponding figures for the preceding two fiscal years.

A. REVENUES

For FY 2020, we are projecting total revenues of \$246.2 million; which is \$7 million or 2.9 percent more than total revenues budgeted for FY 2019.

Revenue Sources	<u>FY 2018 Actual</u>	<u>FY 2019 Budget</u>	<u>FY 2020 Budget</u>	<u>Percent Change FY 2020 over FY 2019</u>
Metered Sales				
Portable and Non-Potable Water	222,593,000	226,600,000	231,056,500	2.0%
Recycled Water	5,625,000	6,011,800	6,275,300	4.4%
Other Revenues	6,651,000	6,623,900	8,905,100	34.4%
Total Revenues	<u><u>234,869,000</u></u>	<u><u>239,235,700</u></u>	<u><u>246,236,900</u></u>	<u><u>2.9%</u></u>

Metered Sales – Potable Water and Non-Potable

Potable and non-potable water sales are projected to increase by \$4.5 million or 2.0 percent over the FY 2019 budget amount to \$231 million. This increase is primarily due to a rate adjustment scheduled in FY 2020 with a minimal assumed growth in the total number of customers.

Metered Sales – Recycled Water

Recycled water sales at \$6.3 million are projected to increase by 4.4 percent when compared to the FY 2019 budget. This increase is due to a scheduled rate adjustment in FY 2020 and an expected increase in consumption due to additional customers.

Other Revenues

Other Revenues of \$8.9 million will be \$2.3 million higher than the FY 2019 budget amount due to an anticipated increase in interest income of \$2.1 million. Interest income is interest revenue earned on the Board's investments. Other Revenues category is comprised of sources such as interest income on investments, ocean cooling revenues, automatic fire sprinkler charges, rental income, and miscellaneous billing charges.

B. EXPENDITURES

The proposed total operating fund expenditures for FY 2020 are budgeted at \$282.2 million. This represents a decrease of \$23.1 million, or 7.6 percent less than the amount budgeted for the current fiscal year. This change is attributable to a decrease in cash funding the Capital Improvement Program of \$41.2 million. These decreases are offset primarily by an increase in funding for materials, supplies and services of \$11.9 million; an increase in funding the departments fixed charges of \$3.3 million and an increase in funding for equipment of \$1.9 million.

Highlights of the proposed Operating Budget for FY 2020 are presented following the next table.

Summary of Proposed Operating Budget, by Major Cost Categories

<u>Major Cost Category</u>	<u>FY 2018 Actual</u>	<u>FY 2019 Budget</u>	<u>FY 2020 Budget</u>	<u>FY 2020 over FY 2019 Amount</u>	<u>Percent</u>
Personnel Services	38,446,490	48,939,682	49,196,863	257,181	0.5%
Materials, Supplies & Services	48,630,506	62,481,686	74,442,975	11,961,289	19.1%
Equipment	4,495,874	5,364,774	7,260,800	1,896,026	35.3%
Debt Service	31,222,140	21,657,000	22,382,000	725,000	3.3%
Fixed Charges	48,153,627	47,846,957	51,108,000	3,261,043	6.8%
Total Operating Expenditures	<u>170,948,637</u>	<u>186,290,099</u>	<u>204,390,638</u>	<u>18,100,539</u>	<u>9.7%</u>
Transfer to the Special Expendable Fund - C&C of Honolulu Affordable Housing Program (WSFC waivers)	-	500,000	500,000	-	0.0%
Transfer to the CIP Program	119,967,900	118,574,000	77,355,000	(41,219,000)	-34.8%
Total Expenditures	<u>290,916,537</u>	<u>305,364,099</u>	<u>282,245,638</u>	<u>(23,118,461)</u>	<u>-7.6%</u>

Personnel Services

The proposed personnel services budget of \$49.2 million is \$257 thousand or 0.5 percent more than personnel services budgeted for the current year. The proposed operating budget includes the creation of four (4) positions that are needed to undertake new initiatives. These new positions are being offset by the abolishment of existing positions, which are no longer needed. The departmental staffing levels remains at 741 authorized positions. The four new positions proposed are:

- (2) Field Collection Representative I
- (1) Radio Technician II
- (1) Laboratory Technician II

The four positions to be abolished are:

- (1) Procurement and Specifications Specialist IV
- (1) Meter Reader III
- (1) Laboratory Technician II
- (1) Senior Clerk-Typist

Materials, Supplies and Services (MS&S)

The proposed MS&S budget of \$74.4 million is \$11.9 million or 19.1 percent more than the expenditures budgeted for the current year. This is primarily due to an increase in funding to install a RO line along the drainage canal at the Honouliuli recycled water facility of \$2.2 million; conduct a TCP Advanced Treatment Study of \$2 million; contractual services for drinking water system assessment, water resource protection, studies and vulnerability risk assessment of \$2 million; additional funding for emergency and contracted road repairs of \$1.5 million; consultant services for the upgrade of the instrumentation and controls for the water distribution system of \$1.2 million; funding for NPDES compliance services of \$750 thousand; additional funding to clear growth and vegetation at various BWS facilities of \$778 thousand; additional funding to complete the Wakea Street loop at the Honouliuli recycled water facility of \$383 thousand; services for a water conservation program plan (B&C) of \$300 thousand; funding for leak detection monitoring services of \$200 thousand and funding for management services at the UH JABSOM cooling plant of \$200 thousand.

Equipment

The proposed equipment budget of \$7.3 million is \$1.9 million or 35.3 percent more than the amount budgeted in FY 2019. This change is due to higher replacement costs and additions to the BWS vehicle and equipment fleet. The additions to the fleet for FY 2020 total \$1.3 million; of which \$535 thousand will be reimbursed from the Federal Emergency Management Agency (FEMA). Fleet replacements are based on a criterion of age and mileage in order to minimize future maintenance costs.

Debt Service

The total debt service requirement for FY 2020 is \$22.4 million, which is \$725 thousand or 3.3 percent more than the amount budgeted in FY 2019. In FY 2020, the department anticipates the issuance of revenue bonds. The proceeds from the bond issuance will be used to fund projects in the FY 2020 CIP budget.

Fixed Charges

The proposed fixed charges budget of \$51.1 million is \$3.3 million, or 6.8 percent more than the amount budgeted for FY 2019. This increase of \$3.3 million is due to increased contributions to the State of Hawaii ERS of \$1.8 million; an increase of \$1.1 million for electricity costs to power the department's pumping stations, reservoirs and facilities; and an increase in funding of \$302 thousand to the State Employer-Union Trust Fund (EUTF) Other Post-Employment Benefits (OPEB) plan.

PART II. CAPITAL IMPROVEMENT PROGRAM (CIP) BUDGET


A CIP budget of \$166.3 million is proposed for FY 2020 to be funded as follows: Operating Fund -- \$77.3; Improvement Fund -- \$65.3 million and the Special Expendable Fund -- \$23.7 million. Of the \$77.4 million in CIP projects that will be funded through the Operating Fund; \$8.3 million is eligible for participation in the State Department of Health's State Revolving Fund (SRF) loan program. The SRF loan program currently offers zero interest rate loans with low administrative fees.

Highlights of the proposed CIP for next year includes \$6.3 million for research and development, \$115.9 million for the renewal and replacement of various BWS pipelines, facilities and pumping stations, and \$21.8 million for capacity expansion.

Chair and Members
Board of Water Supply
May 28, 2019
Page 7

The CIP cost categories and project descriptions are summarized starting on page CIP-1.

Respectfully submitted,



ERNEST Y.W. LAU, P.E.
Manager and Chief Engineer



SUMMARY OF ALL FUNDS

OPERATING BUDGET

**CAPITAL IMPROVEMENT
PROGRAM BUDGET**

Board of Water Supply
 Summary of All Funds
 Fiscal Year 2020

	Operating Fund	Operating Fund - SRF Eligible	Special Expendable Fund	Improvement Fund	Total All Funds by Program
Operating Budget	204,390,638	-	-	-	204,390,638
Transfer to Special Expendable Fund	500,000	-	-	-	500,000
Capital Improvement Program	69,105,000	8,250,000	23,660,000	65,290,000	166,305,000
Total by Fund	<u>273,995,638</u>	<u>8,250,000</u>	<u>23,660,000</u>	<u>65,290,000</u>	<u>371,195,638</u>

**BOARD OF WATER SUPPLY
OPERATING AND CAPITAL IMPROVEMENT PROGRAM BUDGET
FISCAL YEAR 2020
TABLE OF CONTENTS**

I. OPERATING BUDGET

Budget Message	
Resources and Expenditures	Summary-1
Revenues	Summary-2
Expenditure Classification - Department Summary	Summary-3
Expenditures – Department Summary by Division/Office	Summary-4
Expenditures – Division Expenditure Classification.....	Summary-5
Positions – Department Summary.....	Summary-6
Debt Service.....	Summary-7
Graphs.....	GR-1

Expenditures by Major Program and/or Activity:

Office of the Manager and Chief Engineer	OP-1
Executive Support Office	OP-2
Communications Office	OP-8
Human Resources Office	OP-9
Water Quality Division	OP-10
Customer Care Division	OP-14
Land Division.....	OP-21
Water Resources Division.....	OP-22
Field Operations Division	OP-30
Capital Projects Division	OP-50
Water Systems Operations Division	OP-56
Information Technology Division	OP-68
Finance Division.....	OP-73
Fixed Charges and Debt Service	OP-80

II. CAPITAL IMPROVEMENT PROGRAM (CIP) BUDGET

Summary.....	CIP-1
CIP Project Details	CIP-2

This page intentionally left blank

**Board of Water Supply
Operating Budget
Fiscal Year 2020**

Department Summary

Resources and Expenditures	FY2018 Actual	FY2019 Adopted Budget	FY2020 Proposed Budget
Beginning Balance	121,268,859	98,274,731	69,658,009
Revenues	234,869,000	239,235,700	246,236,900
Lapses/Adjustments	4,412,089	0	0
Total Resources	360,549,948	337,510,431	315,894,909
Operating Expenditures	170,948,635	186,290,099	204,390,638
Capital Program	103,044,311	118,574,000	77,355,000
Transfer to Special Expendable Fund	0	500,000	500,000
Total Expenditures	273,992,946	305,364,099	282,245,638
Ending Balance	86,557,002	32,146,332	33,649,272

**Board of Water Supply
Operating Budget Revenues
Fiscal Year 2020**

Department Summary

Revenues	FY2018 Actual	FY2019 Adopted Budget	FY2020 Proposed Budget
Metered Revenue - Potable Water	222,593,000	226,600,000	231,056,500
Metered Revenue - Recycled Water (R-1)	3,029,000	3,255,000	3,389,800
Metered Revenue - Recycled Water (RO)	2,596,000	2,756,800	2,885,500
Private Fire Protection	597,000	775,000	692,000
Ocean Cooling Revenues	1,299,000	1,200,000	1,353,100
Other Water Revenues	593,000	320,000	320,000
Revenues from Water Service Installations	522,000	550,000	550,000
Revenues from Merchandising & Jobbing (M&J)	328,000	280,000	280,000
Interest Income - Operating	2,869,000	3,198,900	5,340,000
Miscellaneous Non-Operating Revenue	199,000	120,000	120,000
Non-Operating Rental Income	244,000	180,000	250,000
Total	234,869,000	239,235,700	246,236,900

**Board of Water Supply
Operating Budget Expenditures
Fiscal Year 2020**

Department Summary

Expenditure Classification	FY2018 Actual	FY2019 Adopted Budget	FY2020 Proposed Budget
Personnel Services	38,446,490	48,939,682	49,196,863
Materials, Supplies and Services	48,630,506	62,481,686	74,442,975
Equipment	4,495,874	5,364,774	7,260,800
Departmental Fixed Charges	48,153,627	47,846,957	51,108,000
Debt Service	31,222,140	21,657,000	22,382,000
Operating Expenditures	170,948,635	186,290,099	204,390,638
Transfer to Capital Improvement Program	103,044,311	118,574,000	77,355,000
Transfer to Special Expendable Fund	0	500,000	500,000
Total Expenditures	273,992,946	305,364,099	282,245,638

**Board of Water Supply
Operating Budget Expenditures
Fiscal Year 2020**

Department Summary by Division/Office

Expenditure Classification (Personnel Services, Materials, Supplies and Services, and Equipment)	FY2018 Actual	FY2019 Adopted Budget	FY2020 Proposed Budget
Manager's Office	972,036	878,960	854,240
Executive Support Office	9,590,327	7,596,660	8,486,451
Communications Office	1,178,884	1,414,284	1,446,687
Human Resources Office	601,840	776,750	782,050
Water Quality	4,548,702	8,062,690	9,785,950
Customer Care	4,219,179	6,407,445	6,073,140
Land	586,992	853,100	820,600
Water Resources	9,600,203	11,122,191	15,634,487
Field Operations	23,514,664	31,643,665	36,215,350
Capital Projects	5,090,772	7,350,000	7,531,000
Water System Operations	15,969,349	18,682,350	21,951,050
Information Technology	11,179,635	16,220,427	16,178,733
Finance	4,452,422	5,777,620	5,140,900
Total of Divisions and Offices	91,505,004	116,786,142	130,900,638
Materials, Supplies and Services	67,865	0	0
Departmental Fixed Charges	48,153,627	47,846,957	51,108,000
Debt Service	31,222,140	21,657,000	22,382,000
Total Operating Expenditures	170,948,635	186,290,099	204,390,638

**Board of Water Supply
Expenses by Account Type
Fiscal Year 2020**

Department Summary by Division/Office

Division and Offices	Personnel Services	Materials, Supplies, and Services	Equipment	Debt Service and Dept Fixed Charges	FY2020 Proposed Budget
Manager's Office	495,000	359,240	0	0	854,240
Executive Support Office	1,357,200	7,004,251	125,000	0	8,486,451
Communications Office	887,167	559,520	0	0	1,446,687
Human Resources Office	573,900	202,650	5,500	0	782,050
Water Quality	1,643,400	7,987,050	155,500	0	9,785,950
Customer Care	4,715,200	1,301,940	56,000	0	6,073,140
Land	274,600	546,000	0	0	820,600
Water Resources	2,574,096	12,970,391	90,000	0	15,634,487
Field Operations	16,845,800	19,085,550	284,000	0	36,215,350
Capital Projects	6,381,300	1,068,700	81,000	0	7,531,000
Water System Operations	6,924,500	9,013,750	6,012,800	0	21,951,050
Information Technology	3,680,500	12,083,233	415,000	0	16,178,733
Finance	2,844,200	2,260,700	36,000	0	5,140,900
Total:	49,196,863	74,442,975	7,260,800	0	130,900,638
Fixed Charges and Debt Service	0	0	0	73,490,000	73,490,000
Grand Total	49,196,863	74,442,975	7,260,800	73,490,000	204,390,638

**Board of Water Supply
Position Budgets
Fiscal Year 2020**

Department Summary by Division/Office

Division Name	Positions				Salary			
	Perm	LTA	PSC	Total	Perm	LTA	PSC	Total
Manager's Office	5.0	0.0	0.0	5.0	494,955	0	0	494,955
Executive Support Office	20.0	0.0	4.0	24.0	1,154,438	0	156,192	1,310,630
Communications Office	12.0	0.0	0.0	12.0	774,574	0	0	774,574
Human Resources Office	10.0	0.0	0.0	10.0	568,925	0	0	568,925
Water Quality	23.0	0.0	2.0	25.0	1,399,150	0	98,244	1,497,394
Customer Care	79.0	2.0	9.0	91.0	3,662,032	68,040	170,100	3,934,192
Land	5.0	0.0	0.0	5.0	253,146	0	0	253,146
Water Resources	35.0	0.0	0.5	35.5	2,394,182	0	44,124	2,438,306
Field Operations	257.0	0.0	13.0	270.0	13,516,325	0	605,496	14,121,821
Capital Projects	81.0	0.0	3.0	84.0	5,447,232	0	126,756	5,573,988
Water System Operations	106.0	0.0	0.0	106.0	6,170,033	0	0	6,170,033
Information Technology	54.0	0.0	2.0	56.0	3,435,955	0	33,503	3,469,458
Finance	43.0	9.0	0.0	52.0	2,222,855	306,180	0	2,529,035
Total	730.0	11.0	33.5	775.5	41,493,799	374,220	1,234,415	43,136,454

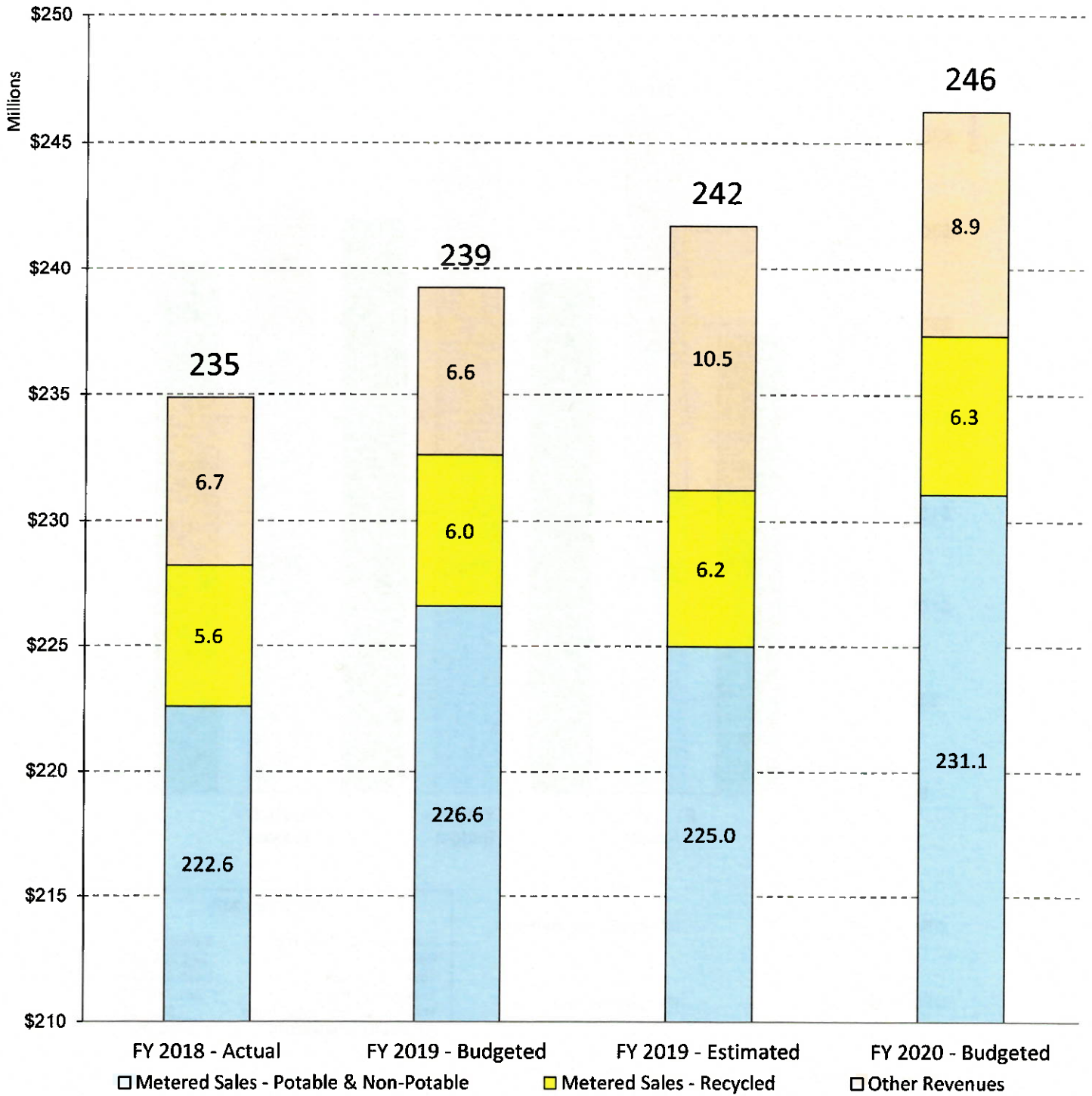
Board of Water Supply
 Operating Budget - Debt Service
 Fiscal Year 2020

DEBT SERVICE

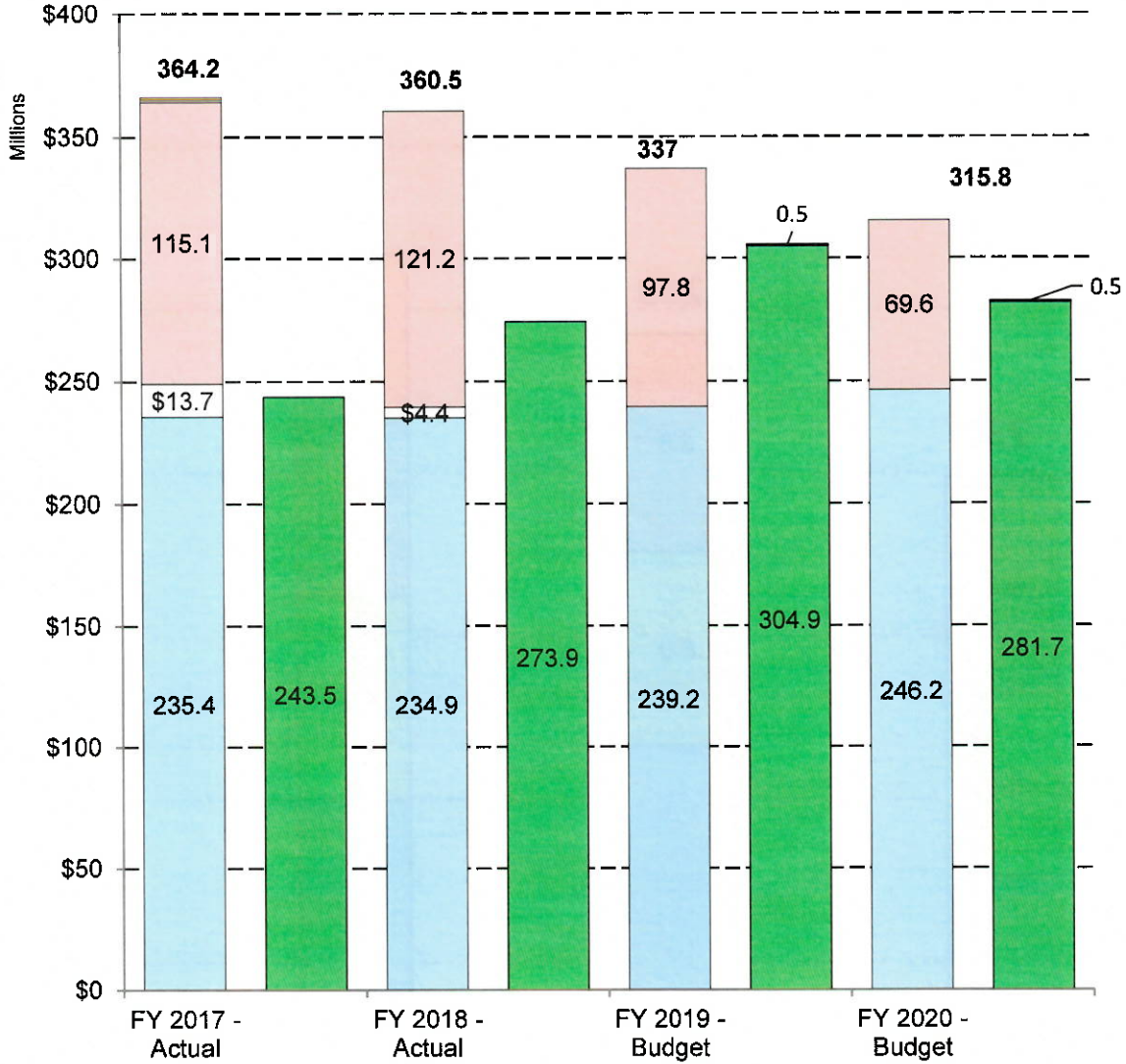
ISSUE	FY 2018 Actual	FY 2019 Budget	FY 2020 Budget
Water System Revenue Bonds:			
Series 2012A	970,000	7,730,000	7,703,000
Series 2014 A & B	7,395,000	10,147,000	10,157,000
Debt Service - Bonds Payable	<u>8,365,000</u>	<u>17,877,000</u>	<u>17,860,000</u>
Notes Payable:			
SRF Loans	12,348,447	3,780,000	4,522,000
Debt Service - Notes Payable	<u>12,348,447</u>	<u>3,780,000</u>	<u>4,522,000</u>
	<u>20,713,447</u>	<u>21,657,000</u>	<u>22,382,000</u>

Bond Issues:			
<u>Year Issued</u>	<u>Amount</u>	<u>Year Expires</u>	<u>Years</u>
2006	\$ 213,805,000	2036	30
2012A	\$ 85,195,000	2033	21
2014A	\$ 101,655,000	2036	22
2014B	\$ 43,330,000	2031	17

**BOARD OF WATER SUPPLY
OPERATING FUND REVENUES
FISCAL YEAR 2020**



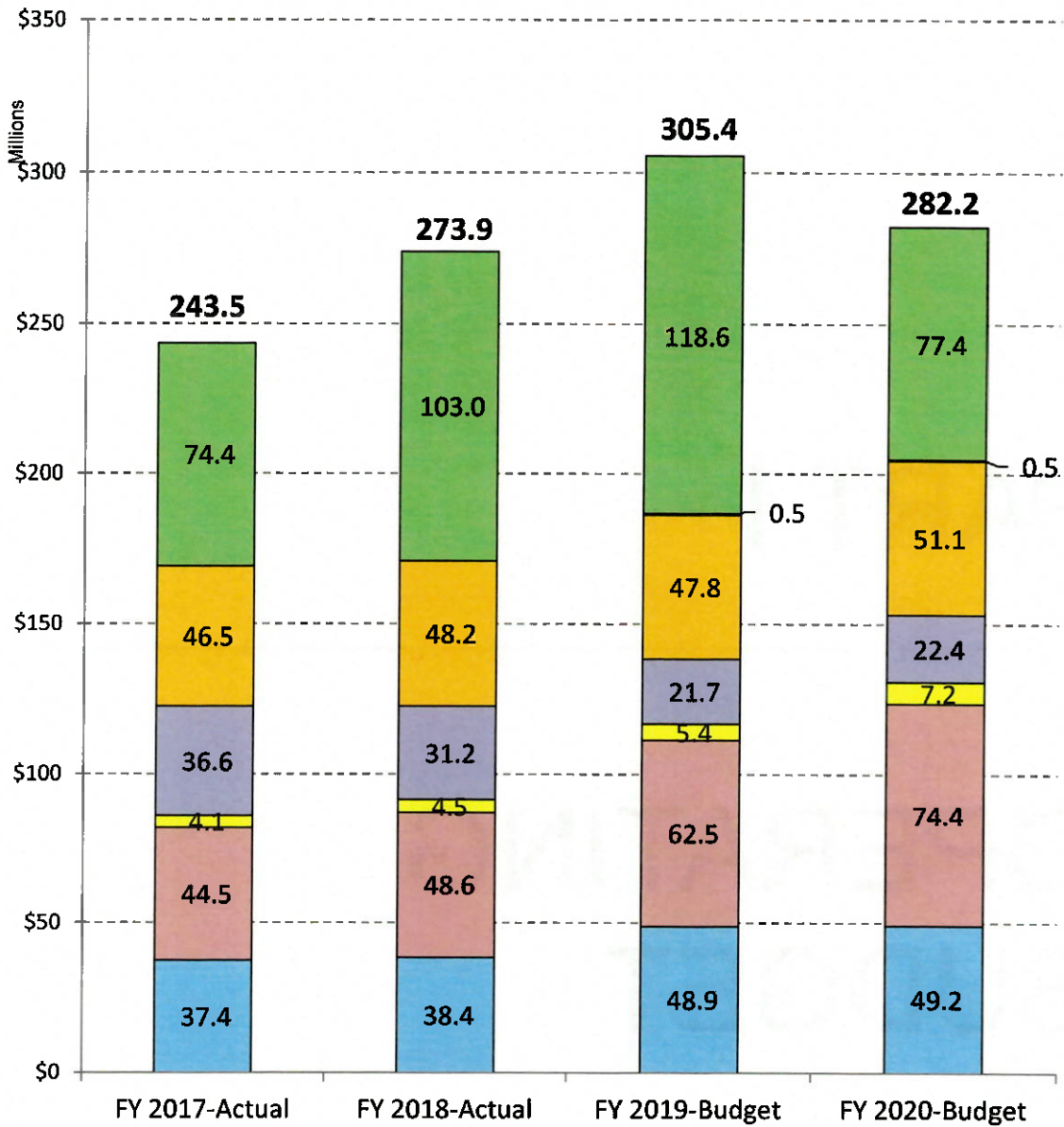
**BOARD OF WATER SUPPLY
TOTAL RESOURCES VS. TOTAL EXPENDITURES
FISCAL YEAR 2020**



- Revenues
- Fund Balance
- Waivers (WSFC)
- Lapses / Adjustments
- Expenditures

Fiscal Year 2020	
Fund Balance 7/1/2019	\$ 69,658,009
Revenues	<u>246,236,900</u>
Total Resources	\$315,894,909
Total Expenditures	-281,745,638
Transfer to Special Ex. Fund	<u>- 500,000</u>
Fund Balance 6/30/2019	<u>\$ 33,649,271</u>

**BOARD OF WATER SUPPLY
OPERATING BUDGET EXPENDITURES (INCLUDING CIP)
FISCAL YEAR 2020**



- Personnel Srv.
- MS&S
- Equipment
- Debt Service
- Fixed Charges
- Waivers-Sp. Ex. Fund
- CIP

Fiscal Year 2020	
CIP	\$ 77,355,000
Fixed Charges	51,108,000
Debt Service	22,382,000
Equipment	7,260,800
MS&S	74,442,975
Personnel Svcs.	49,196,863
Transfer to Spec Ex	500,000
Total	\$282,245,638



PART I

**OPERATING
BUDGET**

**Board of Water Supply
Operating Budget
Fiscal Year 2020**

OMCE - Manager's Office

Section's Activity

The Manager and Chief Engineer is the executive head of the Board of Water Supply who administers the affairs of the department in accordance with policies and regulations adopted by the Board and the provisions of the City Charter.

Account	FY2018 Actual	FY2018 Adopted Budget	FY2019 Adopted Budget	FY2020 Proposed Budget	Change
4110 - Salaries & Wages	621,887	586,200	540,400	495,000	(45,400)
4120 - Overtime	148	0	0	0	0
4130 - Miscellaneous (Payroll)	0	0	0	0	0
Personnel Services	622,036	586,200	540,400	495,000	(45,400)
4160 - Meals; Mileage & Uniform Allowances	20	0	0	0	0
4250 - Other Contractual Services	3,818	4,200	4,600	4,600	0
4255 - Other Services	7,553	57,000	57,000	58,800	1,800
4260 - Advertising & Publication of Notices	0	500	500	500	0
4265 - Printing	774	1,000	1,000	1,000	0
4270 - Professional Services	30,915	35,000	35,000	35,000	0
4430 - Miscellaneous Supplies	3,905	5,000	5,000	5,000	0
4460 - Other Materials & Supplies	5,372	15,000	10,000	10,000	0
4720 - Conference Travel & Expenses	9,990	38,240	38,240	38,240	0
4815 - Repair & Maint - Equipment	1,150	3,000	3,000	3,000	0
4910 - Miscellaneous Fees & Registration	278,969	175,500	184,220	203,100	18,880
4915 - Miscellaneous Financial Expenses	6,300	0	0	0	0
8050 - Equipment (under \$5,000)	1,236	5,000	0	0	0
Materials, Supplies and Services	350,001	339,440	338,560	359,240	20,680
Total Manager's Office	972,036	925,640	878,960	854,240	(24,720)

Budget Highlights

**Board of Water Supply
Operating Budget
Fiscal Year 2020**

ESO - Executive Support Office

Division/Office's Activity

The Executive Support Office is responsible for the development of the annual departmental operating budget ; ensures that procurement of all goods and services and construction are in compliance with Hawaii Revised Statutes (HRS)103D; administers the department's safety, risk management, and security programs.

Account	FY2018 Actual	FY2018 Adopted Budget	FY2019 Adopted Budget	FY2020 Proposed Budget	Change
4110 - Salaries & Wages	1,039,946	1,214,400	1,409,800	1,310,700	(99,100)
4120 - Overtime	17,862	18,500	20,000	21,500	1,500
4130 - Miscellaneous (Payroll)	1,187	0	83,750	25,000	(58,750)
Personnel Services	1,058,994	1,232,900	1,513,550	1,357,200	(156,350)
4160 - Meals; Mileage & Uniform Allowances	1,135	3,700	2,700	1,500	(1,200)
4250 - Other Contractual Services	1,069,107	39,190	52,240	2,250,399	2,198,159
4251 - Software Licenses and Maintenance	36,544	0	36,000	38,000	2,000
4260 - Advertising & Publication of Notices	0	300	300	0	(300)
4265 - Printing	6	2,500	1,500	1,000	(500)
4270 - Professional Services	4,671,864	3,887,143	2,592,000	1,520,000	(1,072,000)
4430 - Miscellaneous Supplies	76,804	9,788	10,050	34,272	24,222
4460 - Other Materials & Supplies	37,908	90,000	70,000	50,000	(20,000)
4480 - Postage	0	200	0	0	0
4500 - Education and Training	195	6,000	6,000	4,000	(2,000)
4720 - Conference Travel & Expenses	7,952	19,000	19,000	28,800	9,800
4805 - Repair & Maint - Structures	9,623	500,000	50,000	20,000	(30,000)
4910 - Miscellaneous Fees & Registration	10,000	2,300	1,320	2,280	960
5700 - Insurance	20,055	800,000	850,000	850,000	0
6340 - Workers Compensation Benefits	997,001	1,340,000	1,340,000	1,200,000	(140,000)
6350 - Claims for Pers Injuries & Prop Damage	1,507,893	1,000,000	1,000,000	1,000,000	0
8050 - Equipment (under \$5,000)	26,913	48,000	32,000	4,000	(28,000)
Materials, Supplies and Services	8,473,000	7,748,121	6,063,110	7,004,251	941,141
1270 - General Plant & Equip (over \$5,000)	58,332	0	20,000	125,000	105,000
Equipment	58,332	0	20,000	125,000	105,000
Total ESO - Executive Support Office	9,590,327	8,981,021	7,596,660	8,486,451	889,791

Notes

**Board of Water Supply
Operating Budget
Fiscal Year 2020**

ESO - Executive Support Office

5105 - Executive Support Office

Section's Activity

The Executive Support Office (ESO) administers and manages programs in areas such as budget, position management, reorganization, procurement, security, risk management and safety.

Account	FY2018 Actual	FY2018 Adopted Budget	FY2019 Adopted Budget	FY2020 Proposed Budget	Change
4110 - Salaries & Wages	205,115	200,100	259,700	238,400	(21,300)
4120 - Overtime	605	1,000	1,000	1,000	0
4130 - Miscellaneous (Payroll)	1,187	0	42,000	0	(42,000)
Personnel Services	206,907	201,100	302,700	239,400	(63,300)
4160 - Meals; Mileage & Uniform Allowances	0	0	0	0	0
4250 - Other Contractual Services	3,357	0	50,000	249,200	199,200
4265 - Printing	0	1,000	500	500	0
4270 - Professional Services	0	135,143	140,000	100,000	(40,000)
4430 - Miscellaneous Supplies	21,839	7,788	8,050	3,000	(5,050)
4500 - Education and Training	0	1,000	1,000	1,000	0
4720 - Conference Travel & Expenses	0	0	0	0	0
4910 - Miscellaneous Fees & Registration	10,000	1,000	1,000	1,000	0
8050 - Equipment (under \$5,000)	0	0	0	0	0
Materials, Supplies and Services	35,196	145,931	200,550	354,700	154,150
Total Executive Support Office	242,103	347,031	503,250	594,100	90,850

Budget Highlights

**Board of Water Supply
Operating Budget
Fiscal Year 2020**

ESO - Executive Support Office

5110 - Risk Management

Section's Activity

The Risk Management section provides risk management services that ensure the business and operational exposures of the BWS are covered through either insurance or self-retention policies. Oversees the department's workers' compensation program. Additionally, the section ensures the safety and well-being of our employees through a comprehensive safety program and return-to-work program.

Account	FY2018 Actual	FY2018 Adopted Budget	FY2019 Adopted Budget	FY2020 Proposed Budget	Change
4110 - Salaries & Wages	227,261	309,700	323,300	327,500	4,200
4120 - Overtime	3,339	3,500	5,000	5,000	0
4130 - Miscellaneous (Payroll)	0	0	0	0	0
Personnel Services	230,600	313,200	328,300	332,500	4,200
4160 - Meals; Mileage & Uniform Allowances	544	1,200	1,200	1,200	0
4250 - Other Contractual Services	261,020	34,390	2,000	3,199	1,199
4270 - Professional Services	1,526,351	1,152,000	1,152,000	1,420,000	268,000
4430 - Miscellaneous Supplies	596	0	0	6,272	6,272
4460 - Other Materials & Supplies	10,485	0	0	0	0
4500 - Education and Training	195	4,500	4,500	3,000	(1,500)
4720 - Conference Travel & Expenses	3,969	12,000	12,000	20,800	8,800
4910 - Miscellaneous Fees & Registration	0	1,100	0	1,280	1,280
5700 - Insurance	20,055	800,000	850,000	850,000	0
6340 - Workers Compensation Benefits	997,001	1,340,000	1,340,000	1,200,000	(140,000)
6350 - Claims for Pers Injuries & Prop Damage	1,507,893	1,000,000	1,000,000	1,000,000	0
8050 - Equipment (under \$5,000)	22,044	23,000	15,000	0	(15,000)
Materials, Supplies and Services	4,350,153	4,368,190	4,376,700	4,505,751	129,051
Total Risk Management	4,580,753	4,681,390	4,705,000	4,838,251	133,251

Budget Highlights

**Board of Water Supply
Operating Budget
Fiscal Year 2020**

ESO - Executive Support Office

5120 - Security Office

Section's Activity

Security section develops, coordinates, and maintains security measures and systems to protect BWS employees and facilities. It conducts vulnerability assessments, installs detection systems, and develops emergency response plans. It oversees the development and installation of security enhancements and equipment for BWS facilities. It monitors facilities from the central security center through the use of security guards, cameras, sensor alarms, and ID cards. The unit coordinates protective activities with external agencies such as the Honolulu Police and Fire Departments, State Civil Defense and Honolulu Department of Emergency Services, and other Homeland Security organizations.

Account	FY2018 Actual	FY2018 Adopted Budget	FY2019 Adopted Budget	FY2020 Proposed Budget	Change
4110 - Salaries & Wages	221,839	228,300	248,900	245,900	(3,000)
4120 - Overtime	9,406	10,000	10,000	10,000	0
Personnel Services	231,244	238,300	258,900	255,900	(3,000)
4160 - Meals; Mileage & Uniform Allowances	281	2,500	1,500	300	(1,200)
4250 - Other Contractual Services	804,227	4,800	0	1,998,000	1,998,000
4270 - Professional Services	3,145,513	2,600,000	1,300,000	0	(1,300,000)
4430 - Miscellaneous Supplies	54,090	2,000	2,000	25,000	23,000
4460 - Other Materials & Supplies	27,423	90,000	70,000	50,000	(20,000)
4500 - Education and Training	0	500	500	0	(500)
4805 - Repair & Maint - Structures	9,623	500,000	50,000	20,000	(30,000)
8050 - Equipment (under \$5,000)	4,869	17,000	1,000	4,000	3,000
Materials, Supplies and Services	4,046,026	3,216,800	1,425,000	2,097,300	672,300
1270 - General Plant & Equip (over \$5,000)	58,332	0	0	0	0
Equipment	58,332	0	0	0	0
Total Security Office	4,335,603	3,455,100	1,683,900	2,353,200	669,300

Budget Highlights

**Board of Water Supply
Operating Budget
Fiscal Year 2020**

ESO - Executive Support Office

5125 - Management and Budget

Section's Activity

The Management and Budget section is responsible for the development and execution of the annual operating budget. Develops water and other revenue projections and conducts various revenue, budgetary, financial and statistical studies of the department.

Account	FY2018 Actual	FY2018 Adopted Budget	FY2019 Adopted Budget	FY2020 Proposed Budget	Change
4110 - Salaries & Wages	91,360	174,300	194,200	160,500	(33,700)
4120 - Overtime	4,077	4,000	4,000	4,000	0
Personnel Services	95,437	178,300	198,200	164,500	(33,700)
4160 - Meals; Mileage & Uniform Allowances	250	0	0	0	0
4251 - Software Licenses and Maintenance	36,544	0	36,000	38,000	2,000
4260 - Advertising & Publication of Notices	0	300	300	0	(300)
4265 - Printing	0	1,500	1,000	500	(500)
4910 - Miscellaneous Fees & Registration	0	200	320	0	(320)
8050 - Equipment (under \$5,000)	0	3,000	1,000	0	(1,000)
Materials, Supplies and Services	36,794	5,000	38,620	38,500	(120)
1270 - General Plant & Equip (over \$5,000)	0	0	20,000	45,000	25,000
Equipment	0	0	20,000	45,000	25,000
Total Management and Budget	132,231	183,300	256,820	248,000	(8,820)

Budget Highlights

**Board of Water Supply
Operating Budget
Fiscal Year 2020**

ESO - Executive Support Office

5140 - Procurement

Section's Activity

The Procurement section assists all BWS divisions and offices with the procurement of construction, goods, services, and professional services and to ensure that such procurements are conducted in accordance with Hawaii Revised Statutes Chapter 103D and the Hawaii Administrative Rules.

Account	FY2018 Actual	FY2018 Adopted Budget	FY2019 Adopted Budget	FY2020 Proposed Budget	Change
4110 - Salaries & Wages	294,370	302,000	383,700	338,400	(45,300)
4120 - Overtime	436	0	0	1,500	1,500
4130 - Miscellaneous (Payroll)	0	0	41,750	25,000	(16,750)
Personnel Services	294,806	302,000	425,450	364,900	(60,550)
4160 - Meals; Mileage & Uniform Allowances	60	0	0	0	0
4250 - Other Contractual Services	503	0	240	0	(240)
4265 - Printing	6	0	0	0	0
4430 - Miscellaneous Supplies	279	0	0	0	0
4480 - Postage	0	200	0	0	0
4720 - Conference Travel & Expenses	3,983	7,000	7,000	8,000	1,000
8050 - Equipment (under \$5,000)	0	5,000	15,000	0	(15,000)
Materials, Supplies and Services	4,831	12,200	22,240	8,000	(14,240)
1270 - General Plant & Equip (over \$5,000)	0	0	0	80,000	80,000
Equipment	0	0	0	80,000	80,000
Total Procurement Section	299,638	314,200	447,690	452,900	5,210

Budget Highlights

**Board of Water Supply
Operating Budget
Fiscal Year 2020**

COMM - Communications Office

Section's Activity

The Communications Office develops departmental policies and programs for strategic internal and external communications, including: community relations, water education and public information, including news releases, speeches, bulletins, advertisements, public service announcements, brochures, annual and special reports; notifies news media of water emergencies; coordinates and maintains effective media communications programs for the department; receives, processes and resolves complaints; develops and produces the employee newsletter; conducts orientations and manages the department's water education and facility tour program; coordinates community affairs programs and special events; and provides executive level strategic communications counsel and assistance to the Board, Manager, and departmental units in public affairs matters.

Account	FY2018 Actual	FY2018 Adopted Budget	FY2019 Adopted Budget	FY2020 Proposed Budget	Change
4110 - Salaries & Wages	781,217	732,300	796,300	774,600	(21,700)
4120 - Overtime	38,103	34,740	38,978	62,035	23,057
4130 - Miscellaneous (Payroll)	0	56,700	65,125	50,532	(14,593)
Personnel Services	819,320	823,740	900,403	887,167	(13,236)
4160 - Meals; Mileage & Uniform Allowances	1,317	870	957	1,053	96
4250 - Other Contractual Services	241,444	207,900	304,290	347,944	43,654
4251 - Software Licenses and Maintenance	0	3,500	10,940	24,531	13,591
4260 - Advertising & Publication of Notices	0	10,500	11,550	16,940	5,390
4265 - Printing	39,719	33,000	39,500	66,000	26,500
4410 - Gasoline	0	0	0	0	0
4430 - Miscellaneous Supplies	42,931	3,500	4,000	4,800	800
4460 - Other Materials & Supplies	21,790	29,900	41,800	55,000	13,200
4480 - Postage	0	15,400	39,100	15,600	(23,500)
4500 - Education and Training	300	4,500	5,000	11,200	6,200
4720 - Conference Travel & Expenses	(132)	5,000	6,000	0	(6,000)
4815 - Repair & Maint - Equipment	0	700	850	932	82
4910 - Miscellaneous Fees & Registration	3,057	14,800	14,620	10,520	(4,100)
8050 - Equipment (under \$5,000)	9,138	5,000	5,000	5,000	0
Materials, Supplies and Services	359,564	334,570	483,607	559,520	75,913
1270 - General Plant & Equip (over \$5,000)	0	0	30,274	0	(30,274)
Equipment	0	0	30,274	0	(30,274)
Total Communications Office	1,178,884	1,158,310	1,414,284	1,446,687	32,403

Budget Highlights

**Board of Water Supply
Operating Budget
Fiscal Year 2020**

HRO - Human Resources Office

Section's Activity

The BWS Human Resources Office administers and manages BWS human resources programs in areas including recruitment, examination, and selection, employee benefits, transactions and personnel record maintenance, labor relations, performance evaluation, classification and compensation, and staff development. In addition, BWS HRO provides staff support for position management and review of reorganizations.

Account	FY2018 Actual	FY2018 Adopted Budget	FY2019 Adopted Budget	FY2020 Proposed Budget	Change
4110 - Salaries & Wages	482,505	552,700	584,600	568,900	(15,700)
4120 - Overtime	3,144	6,000	5,000	5,000	0
Personnel Services	485,649	558,700	589,600	573,900	(15,700)
4160 - Meals; Mileage & Uniform Allowances	470	200	300	300	0
4250 - Other Contractual Services	11,377	43,000	50,000	100,000	50,000
4260 - Advertising & Publication of Notices	0	5,000	5,000	5,000	0
4430 - Miscellaneous Supplies	4,318	4,500	2,500	2,500	0
4460 - Other Materials & Supplies	4,501	5,000	6,000	6,000	0
4480 - Postage	33	100	100	100	0
4500 - Education and Training	12,315	71,200	71,200	71,200	0
4720 - Conference Travel & Expenses	2,737	13,320	15,300	15,800	500
4815 - Repair & Maint - Equipment	931	1,500	1,250	1,250	0
4910 - Miscellaneous Fees & Registration	284	275	500	500	0
6340 - Workers Compensation Benefits	65,281	0	0	0	0
8050 - Equipment (under \$5,000)	4,045	1,000	0	0	0
Materials, Supplies and Services	106,293	145,095	152,150	202,650	50,500
1270 - General Plant & Equip (over \$5,000)	9,898	0	35,000	5,500	(29,500)
Equipment	9,898	0	35,000	5,500	(29,500)
Total Human Resources Office	601,840	703,795	776,750	782,050	5,300

Budget Highlights

**Board of Water Supply
Operating Budget
Fiscal Year 2020**

WQ - Water Quality

Division/Office's Activity

The Water Quality Division ensures the department's compliance with all federal and state drinking water regulations and environmental laws, rules and regulations and manages special water quality studies.

Account	FY2018 Actual	FY2018 Adopted Budget	FY2019 Adopted Budget	FY2020 Proposed Budget	Change
4110 - Salaries & Wages	1,229,245	1,364,700	1,456,000	1,497,400	41,400
4120 - Overtime	108,736	45,000	145,000	145,000	0
4130 - Miscellaneous (Payroll)	(652)	0	0	1,000	1,000
Personnel Services	1,337,329	1,409,700	1,601,000	1,643,400	42,400
4160 - Meals; Mileage & Uniform Allowances	3,905	4,000	7,000	7,000	0
4250 - Other Contractual Services	720,306	1,063,900	3,042,400	674,900	(2,367,500)
4251 - Software Licenses and Maintenance	76,830	85,000	30,000	85,000	55,000
4270 - Professional Services	2,249,655	2,900,000	3,100,000	6,970,000	3,870,000
4410 - Gasoline	54	0	0	0	0
4430 - Miscellaneous Supplies	2,487	1,820	2,320	2,320	0
4460 - Other Materials & Supplies	101,155	74,300	96,300	98,300	2,000
4500 - Education and Training	580	23,260	24,670	26,740	2,070
4720 - Conference Travel & Expenses	23,679	39,000	43,500	66,000	22,500
4815 - Repair & Maint - Equipment	3,037	34,000	34,000	14,000	(20,000)
4910 - Miscellaneous Fees & Registration	10,675	14,200	16,200	18,400	2,200
8050 - Equipment (under \$5,000)	9,916	8,400	15,300	24,390	9,090
Materials, Supplies and Services	3,202,279	4,247,880	6,411,690	7,987,050	1,575,360
1270 - General Plant & Equip (over \$5,000)	9,094	50,000	50,000	155,500	105,500
Equipment	9,094	50,000	50,000	155,500	105,500
Total WQ - Water Quality	4,548,702	5,707,580	8,062,690	9,785,950	1,723,260

Notes

**Board of Water Supply
Operating Budget
Fiscal Year 2020**

WQ - Water Quality

5250 - Water Quality Administration

Section's Activity

Administers the department's compliance with all safe drinking water regulations, environmental laws, rules and regulations.

Account	FY2018 Actual	FY2018 Adopted Budget	FY2019 Adopted Budget	FY2020 Proposed Budget	Change
4110 - Salaries & Wages	246,457	383,900	346,600	405,300	58,700
4120 - Overtime	320	0	0	0	0
Personnel Services	246,777	383,900	346,600	405,300	58,700
4160 - Meals; Mileage & Uniform Allowances	33	0	0	0	0
4250 - Other Contractual Services	37,389	215,500	2,115,500	3,600	(2,111,900)
4270 - Professional Services	2,249,655	2,900,000	3,100,000	6,770,000	3,670,000
4430 - Miscellaneous Supplies	2,487	0	500	500	0
4460 - Other Materials & Supplies	53	300	300	300	0
4500 - Education and Training	20	20,600	21,620	21,800	180
4720 - Conference Travel & Expenses	18,627	27,700	32,400	47,900	15,500
4910 - Miscellaneous Fees & Registration	0	1,500	1,800	1,800	0
8050 - Equipment (under \$5,000)	1,351	0	0	5,000	5,000
Materials, Supplies and Services	2,309,615	3,165,600	5,272,120	6,850,900	1,578,780
1270 - General Plant & Equip (over \$5,000)	0	0	0	75,000	75,000
Equipment	0	0	0	75,000	75,000
Total Water Quality Administration	2,556,392	3,549,500	5,618,720	7,331,200	1,712,480

Budget Highlights

**Board of Water Supply
Operating Budget
Fiscal Year 2020**

WQ - Water Quality

5251 - Chemical Laboratory

Section's Activity

The Chemical Laboratory performs required water quality testing and monitoring to conform to federal and state regulations; monitors proposed rules for departmental impact. Supports the department's operational testing requirements and special water quality studies.

Account	FY2018 Actual	FY2018 Adopted Budget	FY2019 Adopted Budget	FY2020 Proposed Budget	Change
4110 - Salaries & Wages	528,148	530,600	600,500	576,200	(24,300)
4120 - Overtime	25,002	25,000	25,000	25,000	0
4130 - Miscellaneous (Payroll)	0	0	0	0	0
Personnel Services	553,150	555,600	625,500	601,200	(24,300)
4160 - Meals; Mileage & Uniform Allowances	796	2,000	2,000	2,000	0
4250 - Other Contractual Services	589,175	708,300	786,800	665,800	(121,000)
4270 - Professional Services	0	0	0	100,000	100,000
4410 - Gasoline	54	0	0	0	0
4430 - Miscellaneous Supplies	0	1,820	1,820	1,820	0
4460 - Other Materials & Supplies	29,798	20,000	40,000	42,000	2,000
4500 - Education and Training	20	500	620	740	120
4720 - Conference Travel & Expenses	400	3,000	6,300	6,300	0
4815 - Repair & Maint - Equipment	0	30,000	30,000	10,000	(20,000)
4910 - Miscellaneous Fees & Registration	1,255	6,800	7,500	7,500	0
8050 - Equipment (under \$5,000)	6,105	5,000	4,700	7,390	2,690
Materials, Supplies and Services	627,602	777,420	879,740	843,550	(36,190)
1270 - General Plant & Equip (over \$5,000)	0	50,000	50,000	0	(50,000)
Equipment	0	50,000	50,000	0	(50,000)
Total Chemical Laboratory	1,180,753	1,383,020	1,555,240	1,444,750	(110,490)

Budget Highlights

**Board of Water Supply
Operating Budget
Fiscal Year 2020**

WQ - Water Quality

5252 - Microbiological Laboratory

Section's Activity

The Microbiological Laboratory performs the required bacteriological water quality testing and monitoring to conform to federal and state regulations; monitors proposed rules for departmental impact. Supports the department's operational testing requirements and special water quality studies

Account	FY2018 Actual	FY2018 Adopted Budget	FY2019 Adopted Budget	FY2020 Proposed Budget	Change
4110 - Salaries & Wages	454,640	450,200	508,900	515,900	7,000
4120 - Overtime	83,413	20,000	120,000	120,000	0
4130 - Miscellaneous (Payroll)	(652)	0	0	1,000	1,000
Personnel Services	537,402	470,200	628,900	636,900	8,000
4160 - Meals; Mileage & Uniform Allowances	3,076	2,000	5,000	5,000	0
4250 - Other Contractual Services	93,742	140,100	140,100	5,500	(134,600)
4251 - Software Licenses and Maintenance	76,830	85,000	30,000	85,000	55,000
4270 - Professional Services	0	0	0	100,000	100,000
4460 - Other Materials & Supplies	71,304	54,000	56,000	56,000	0
4500 - Education and Training	540	2,160	2,430	4,200	1,770
4720 - Conference Travel & Expenses	4,652	8,300	4,800	11,800	7,000
4815 - Repair & Maint - Equipment	3,037	4,000	4,000	4,000	0
4910 - Miscellaneous Fees & Registration	9,420	5,900	6,900	9,100	2,200
8050 - Equipment (under \$5,000)	2,460	3,400	10,600	12,000	1,400
Materials, Supplies and Services	265,062	304,860	259,830	292,600	32,770
1270 - General Plant & Equip (over \$5,000)	9,094	0	0	80,500	80,500
Equipment	9,094	0	0	80,500	80,500
Total Microbiological Laboratory	811,557	775,060	888,730	1,010,000	121,270

Budget Highlights

**Board of Water Supply
Operating Budget
Fiscal Year 2020**

CC - Customer Care

Division/Office's Activity

The Customer Care Division handles contacts with customers; prepares applications and contracts for water service; designs service connections; and maintains accounts receivable; investigates consumers' service problems; and collects water and sewer bills. It is responsible for reviewing development construction plans, specifications, and reports for conformity with BWS standards; reviewing requests concerning the availability of water; and administering rules and regulations on cross-connection control and environmental requirements.

Account	FY2018 Actual	FY2018 Adopted Budget	FY2019 Adopted Budget	FY2020 Proposed Budget	Change
4110 - Salaries & Wages	3,144,116	4,358,200	4,413,800	3,934,100	(479,700)
4120 - Overtime	336,524	317,200	526,300	587,100	60,800
4130 - Miscellaneous (Payroll)	74,138	127,700	100,000	194,000	94,000
Personnel Services	3,554,779	4,803,100	5,040,100	4,715,200	(324,900)
4160 - Meals; Mileage & Uniform Allowances	22,184	25,100	33,950	36,540	2,590
4220 - Collection Fees	393,902	901,200	678,000	850,000	172,000
4250 - Other Contractual Services	48,381	141,700	65,870	145,700	79,830
4267 - Printed forms	0	4,400	5,000	5,000	0
4410 - Gasoline	28	0	0	0	0
4430 - Miscellaneous Supplies	11,048	21,100	29,400	19,200	(10,200)
4460 - Other Materials & Supplies	70,301	80,200	59,200	61,700	2,500
4470 - Parts and Accessories	0	0	0	0	0
4480 - Postage	40	0	0	15,000	15,000
4500 - Education and Training	38,707	48,900	41,800	59,000	17,200
4720 - Conference Travel & Expenses	300	6,000	6,000	7,000	1,000
4815 - Repair & Maint - Equipment	2,845	27,900	25,900	24,100	(1,800)
4910 - Miscellaneous Fees & Registration	1,867	5,900	4,800	6,100	1,300
8050 - Equipment (under \$5,000)	54,847	76,500	54,425	72,600	18,175
Materials, Supplies and Services	644,450	1,338,900	1,004,345	1,301,940	297,595
1270 - General Plant & Equip (over \$5,000)	19,950	20,000	363,000	56,000	(307,000)
Equipment	19,950	20,000	363,000	56,000	(307,000)
Total CC - Customer Care	4,219,179	6,162,000	6,407,445	6,073,140	(334,305)

Notes

**Board of Water Supply
Operating Budget
Fiscal Year 2020**

CC - Customer Care

5300 - Customer Care Administration

Section's Activity

Administers the affairs of the Customer Care Administration Section; provides clerical support to sections.

Account	FY2018 Actual	FY2018 Adopted Budget	FY2019 Adopted Budget	FY2020 Proposed Budget	Change
4110 - Salaries & Wages	256,672	348,500	285,600	298,700	13,100
4120 - Overtime	2,742	1,000	2,500	5,100	2,600
Personnel Services	259,414	349,500	288,100	303,800	15,700
4160 - Meals; Mileage & Uniform Allowances	116	0	50	240	190
4250 - Other Contractual Services	2,233	83,000	3,600	79,600	76,000
4430 - Miscellaneous Supplies	10,640	15,000	15,000	15,000	0
4460 - Other Materials & Supplies	3,079	0	0	0	0
4500 - Education and Training	38,707	35,000	33,000	50,000	17,000
4720 - Conference Travel & Expenses	300	6,000	6,000	7,000	1,000
4910 - Miscellaneous Fees & Registration	0	500	600	600	0
8050 - Equipment (under \$5,000)	2,609	5,000	0	0	0
Materials, Supplies and Services	57,684	144,500	58,250	152,440	94,190
1270 - General Plant & Equip (over \$5,000)	0	0	363,000	0	(363,000)
Equipment	0	0	363,000	0	(363,000)
Total Customer Care Administration	317,098	494,000	709,350	456,240	(253,110)

Budget Highlights

**Board of Water Supply
Operating Budget
Fiscal Year 2020**

CC - Customer Care

5310 - Collection and Credit

Section's Activity

The Collection and Credit Section formulates and establishes collection and credit practices and procedures; maintains the cashiering service for payment of water and sewer bills; processes payments made by mail and through charge cards, E-bill, automatic bill payment, and Satellite City Halls; maintains records of delinquent and inactive accounts; performs all field collection and customer service work required to maintain an effective billing and collection program.

Account	FY2018 Actual	FY2018 Adopted Budget	FY2019 Adopted Budget	FY2020 Proposed Budget	Change
4110 - Salaries & Wages	540,231	790,300	820,000	687,500	(132,500)
4120 - Overtime	8,879	7,200	7,800	12,000	4,200
4130 - Miscellaneous (Payroll)	33,800	61,600	40,000	57,000	17,000
Personnel Services	582,910	859,100	867,800	756,500	(111,300)
4160 - Meals; Mileage & Uniform Allowances	1,040	2,800	3,600	3,600	0
4220 - Collection Fees	393,902	901,200	678,000	850,000	172,000
4250 - Other Contractual Services	3,831	42,700	12,600	17,000	4,400
4267 - Printed forms	0	4,400	5,000	5,000	0
4410 - Gasoline	20	0	0	0	0
4430 - Miscellaneous Supplies	253	3,600	9,000	4,200	(4,800)
4460 - Other Materials & Supplies	91	0	0	0	0
4480 - Postage	40	0	0	15,000	15,000
4500 - Education and Training	0	5,400	6,800	6,000	(800)
4815 - Repair & Maint - Equipment	0	5,400	3,400	0	(3,400)
8050 - Equipment (under \$5,000)	1,800	8,500	7,700	1,200	(6,500)
Materials, Supplies and Services	400,978	974,000	726,100	902,000	175,900
1270 - General Plant & Equip (over \$5,000)	0	0	0	36,000	36,000
Equipment	0	0	0	36,000	36,000
Total Collection and Credit	983,888	1,833,100	1,593,900	1,694,500	100,600

Budget Highlights

**Board of Water Supply
Operating Budget
Fiscal Year 2020**

CC - Customer Care

5320 - Service Engineering

Section's Activity

The Service Engineering Section receives and processes applications for new water service and for relocating or altering water service facilities; renews and approves building permit applications for various types of developments; designs service connections, reviews development and construction plans for water service facilities, maintains maps and records of water distribution and service facilities; performs drafting work for the division; conducts special water service studies; administers water system facilities charges.

Account	FY2018 Actual	FY2018 Adopted Budget	FY2019 Adopted Budget	FY2020 Proposed Budget	Change
4110 - Salaries & Wages	340,611	408,000	477,800	492,800	15,000
4120 - Overtime	4,096	6,000	6,000	10,000	4,000
4130 - Miscellaneous (Payroll)	2,012	10,900	0	53,000	53,000
Personnel Services	346,718	424,900	483,800	555,800	72,000
4160 - Meals; Mileage & Uniform Allowances	50	800	800	600	(200)
4250 - Other Contractual Services	432	0	750	600	(150)
4460 - Other Materials & Supplies	169	1,200	1,200	1,200	0
8050 - Equipment (under \$5,000)	0	0	4,500	0	(4,500)
Materials, Supplies and Services	651	2,000	7,250	2,400	(4,850)
Total Service Engineering	347,369	426,900	491,050	558,200	67,150

Budget Highlights

**Board of Water Supply
Operating Budget
Fiscal Year 2020**

CC - Customer Care

5325 - Cross-Connection Control

Section's Activity

The Cross-Connection Control Section manages and implements the Department's Cross-Connection Control Program; reviews construction plans for cross-connection control requirements; conducts agricultural rate inspections; inspects backflow prevention assembly installations; administers the annual backflow prevention assembly testing program; conducts the backflow prevention assembly tester training course; tests and maintains the Department's backflow prevention assemblies; performs public outreach/education on cross-connection control and backflow prevention.

Account	FY2018 Actual	FY2018 Adopted Budget	FY2019 Adopted Budget	FY2020 Proposed Budget	Change
4110 - Salaries & Wages	166,808	327,600	285,400	187,000	(98,400)
4120 - Overtime	49,050	50,000	120,000	150,000	30,000
4130 - Miscellaneous (Payroll)	18,458	200	0	0	0
Personnel Services	234,317	377,800	405,400	337,000	(68,400)
4160 - Meals; Mileage & Uniform Allowances	1,660	3,500	7,000	7,000	0
4250 - Other Contractual Services	4,884	0	7,920	6,500	(1,420)
4460 - Other Materials & Supplies	59,482	74,000	50,000	50,000	0
4815 - Repair & Maint - Equipment	2,183	16,500	16,500	18,100	1,600
4910 - Miscellaneous Fees & Registration	1,000	3,400	2,200	3,500	1,300
8050 - Equipment (under \$5,000)	29,182	25,400	12,225	27,900	15,675
Materials, Supplies and Services	98,391	122,800	95,845	113,000	17,155
Total Cross-Connection Control	332,708	500,600	501,245	450,000	(51,245)

Budget Highlights

**Board of Water Supply
Operating Budget
Fiscal Year 2020**

CC - Customer Care

5330 - Customer Service and Records

Section's Activity

Customer Service and Records Section services customers' applications requiring reestablishment, discontinuance or transfer of services; maintains customer records for billing purposes; initiates field investigations; reviews governmental agency water service contracts; prepares statistical reports on services and handles inquiries and complaints regarding BWS operations, policies, rates and high water bills. Assists other BWS personnel in other divisions with information, statistics, and status of accounts via computer terminals and services files.

Account	FY2018 Actual	FY2018 Adopted Budget	FY2019 Adopted Budget	FY2020 Proposed Budget	Change
4110 - Salaries & Wages	739,364	1,292,500	1,283,200	1,129,000	(154,200)
4120 - Overtime	19,073	13,000	30,000	50,000	20,000
4130 - Miscellaneous (Payroll)	12,876	0	0	25,000	25,000
Personnel Services	771,313	1,305,500	1,313,200	1,204,000	(109,200)
4160 - Meals; Mileage & Uniform Allowances	1,540	0	2,500	2,700	200
4250 - Other Contractual Services	0	0	0	0	0
4430 - Miscellaneous Supplies	0	2,500	5,000	0	(5,000)
4460 - Other Materials & Supplies	6	0	0	0	0
4500 - Education and Training	0	8,500	2,000	3,000	1,000
8050 - Equipment (under \$5,000)	3,191	7,600	0	3,000	3,000
Materials, Supplies and Services	4,737	18,600	9,500	8,700	(800)
Total Customer Service and Records	776,050	1,324,100	1,322,700	1,212,700	(110,000)

Budget Highlights

**Board of Water Supply
Operating Budget
Fiscal Year 2020**

CC - Customer Care

5350 - Investigation

Section's Activity

The Investigation Section investigates and determines causes of abnormalities, interruptions and reductions in water supply; investigates consumer complaints; locates underground piping systems; locates leaks; inspects water services for conformance to the department's rules and regulations; and obtains field data on water services.

Account	FY2018 Actual	FY2018 Adopted Budget	FY2019 Adopted Budget	FY2020 Proposed Budget	Change
4110 - Salaries & Wages	1,100,429	1,191,300	1,261,800	1,139,100	(122,700)
4120 - Overtime	252,685	240,000	360,000	360,000	0
4130 - Miscellaneous (Payroll)	6,992	55,000	60,000	59,000	(1,000)
Personnel Services	1,360,106	1,486,300	1,681,800	1,558,100	(123,700)
4160 - Meals; Mileage & Uniform Allowances	17,778	18,000	20,000	22,400	2,400
4250 - Other Contractual Services	37,000	16,000	41,000	42,000	1,000
4410 - Gasoline	8	0	0	0	0
4430 - Miscellaneous Supplies	155	0	400	0	(400)
4460 - Other Materials & Supplies	7,475	5,000	8,000	10,500	2,500
4470 - Parts and Accessories	0	0	0	0	0
4815 - Repair & Maint - Equipment	662	6,000	6,000	6,000	0
4910 - Miscellaneous Fees & Registration	867	2,000	2,000	2,000	0
8050 - Equipment (under \$5,000)	18,064	30,000	30,000	40,500	10,500
Materials, Supplies and Services	82,010	77,000	107,400	123,400	16,000
1270 - General Plant & Equip (over \$5,000)	19,950	20,000	0	20,000	20,000
Equipment	19,950	20,000	0	20,000	20,000
Total Investigation	1,462,065	1,583,300	1,789,200	1,701,500	(87,700)

Budget Highlights

**Board of Water Supply
Operating Budget
Fiscal Year 2020**

LAND - Land

Section's Activity

The Land Division is responsible for acquiring real property and real property interests by purchase, eminent domain, license, lease or otherwise, conducts title searches; prepares or secures surveys, maps and descriptions for real property transactions; makes and/or contracts for land appraisals and analyzes those prepared by others; contracts and negotiates with private parties and government agencies to acquire real property and real property interests; prepares, checks and processes deeds, grants of easement, licenses, leases, agreements and other documents through to final execution and recordation; manages all real property and real property interests under the jurisdiction of the department, including recommendations on land use policies and carrying out the disposition of real property and real property interests, licenses, leases, etc.; and keeps abreast of laws and court decisions affecting real property rights and values.

Account	FY2018 Actual	FY2018 Adopted Budget	FY2019 Adopted Budget	FY2020 Proposed Budget	Change
4110 - Salaries & Wages	289,096	280,900	302,300	253,100	(49,200)
4120 - Overtime	15,189	18,400	19,100	21,500	2,400
4130 - Miscellaneous (Payroll)	344	3,700	0	0	0
Personnel Services	304,630	303,000	321,400	274,600	(46,800)
4160 - Meals; Mileage & Uniform Allowances	268	500	0	1,000	1,000
4210 - Appraisals; Title Searches & Related Costs	247,486	390,500	452,500	452,500	0
4250 - Other Contractual Services	15,755	23,900	19,200	14,300	(4,900)
4430 - Miscellaneous Supplies	169	600	600	600	0
4480 - Postage	0	200	200	200	0
4720 - Conference Travel & Expenses	0	0	0	400	400
4910 - Miscellaneous Fees & Registration	18,684	19,200	19,200	20,500	1,300
5710 - Rent	0	0	0	56,000	56,000
8050 - Equipment (under \$5,000)	0	0	0	500	500
Materials, Supplies and Services	282,362	434,900	491,700	546,000	54,300
1270 - General Plant & Equip (over \$5,000)	0	0	40,000	0	(40,000)
Equipment	0	0	40,000	0	(40,000)
Total Land	586,992	737,900	853,100	820,600	(32,500)

Budget Highlights

**Board of Water Supply
Operating Budget
Fiscal Year 2020**

WR - Water Resources

Division/Office's Activity

The Water Resources Division administers and coordinates long range planning and the capital program; conducts continuous hydrologic and geologic monitoring; conducts hydraulic water system analysis for infrastructure improvements and operational efficiency; administers and coordinates the review of development related proposals for the availability of water and water system adequacy; and administers the water conservation and recycled water programs.

Account	FY2018 Actual	FY2018 Adopted Budget	FY2019 Adopted Budget	FY2020 Proposed Budget	Change
4110 - Salaries & Wages	2,087,985	2,137,700	2,373,600	2,438,400	64,800
4120 - Overtime	74,808	112,374	100,291	132,079	31,788
4130 - Miscellaneous (Payroll)	39,202	57,015	3,348	3,617	269
Personnel Services	2,201,995	2,307,089	2,477,239	2,574,096	96,857
4160 - Meals; Mileage & Uniform Allowances	3,615	2,430	3,330	5,010	1,680
4250 - Other Contractual Services	1,833,459	1,457,730	1,060,300	2,137,459	1,077,159
4255 - Other Services	30,000	548,840	680,075	811,615	131,540
4265 - Printing	0	800	1,000	1,000	0
4270 - Professional Services	649,954	800,000	900,000	1,380,000	480,000
4430 - Miscellaneous Supplies	9,091	10,000	10,000	10,000	0
4460 - Other Materials & Supplies	30,987	45,400	48,000	38,000	(10,000)
4480 - Postage	0	480	480	480	0
4500 - Education and Training	629	16,300	14,600	24,530	9,930
4680 - Telephone	0	12,660	0	0	0
4720 - Conference Travel & Expenses	34,051	64,680	69,105	63,910	(5,195)
4810 - Repair & Maint - Recycled Water Plt	855,768	1,275,644	948,442	3,480,527	2,532,085
4815 - Repair & Maint - Equipment	1,786	31,900	31,600	31,600	0
4910 - Miscellaneous Fees & Registration	179	1,200	1,200	11,200	10,000
4920 - Non-Potable Water Trtmnt Plt Costs	3,632,459	4,668,725	4,638,520	4,668,060	29,540
4940 - US Geol Surv (USGS) CoOp Invest	218,436	232,000	72,000	72,000	0
8050 - Equipment (under \$5,000)	27,458	215,850	81,300	235,000	153,700
Materials, Supplies and Services	7,327,872	9,384,639	8,559,952	12,970,391	4,410,439
1270 - General Plant & Equip (over \$5,000)	70,337	104,280	85,000	90,000	5,000
Equipment	70,337	104,280	85,000	90,000	5,000
Total WR - Water Resources	9,600,203	11,796,008	11,122,191	15,634,487	4,512,296

Notes

**Board of Water Supply
Operating Budget
Fiscal Year 2020**

WR - Water Resources

5450 - Water Resources Administration

Section's Activity

The Water Resources Administration Section coordinates and directs the activities of the Division to meet the departmental requirements for water system and water resources management and development, conservation and projection; advises and keeps management informed on water resources and administers the pertinent rules and regulations.

Account	FY2018 Actual	FY2018 Adopted Budget	FY2019 Adopted Budget	FY2020 Proposed Budget	Change
4110 - Salaries & Wages	343,937	361,300	378,500	367,300	(11,200)
4120 - Overtime	605	2,000	2,000	2,000	0
4130 - Miscellaneous (Payroll)	0	0	0	0	0
Personnel Services	344,542	363,300	380,500	369,300	(11,200)
4160 - Meals; Mileage & Uniform Allowances	156	0	0	0	0
4250 - Other Contractual Services	955,395	920,000	753,600	1,900,000	1,146,400
4430 - Miscellaneous Supplies	7,248	10,000	10,000	10,000	0
4680 - Telephone	0	660	0	0	0
4720 - Conference Travel & Expenses	6,076	4,200	9,950	6,700	(3,250)
4815 - Repair & Maint - Equipment	0	500	200	200	0
4910 - Miscellaneous Fees & Registration	179	0	0	10,000	10,000
Materials, Supplies and Services	969,055	935,360	773,750	1,926,900	1,153,150
Total Water Resources Administration	1,313,597	1,298,660	1,154,250	2,296,200	1,141,950

Budget Highlights

**Board of Water Supply
Operating Budget
Fiscal Year 2020**

WR - Water Resources

5470 - Water System Planning

Section's Activity

The Water Systems Planning Section supports the functions of the Water Resources Division and other divisions by analyzing the feasibility of proposed capital projects and water system improvements using computer hydraulic models; verifying source contribution for the annual Consumer Confidence Report; developing specialized computer hydraulic models and analyzing operational scenarios; implementing/ assisting with the investigation and resolution of customer complaints of inadequate water service; coordinating the acquisition and evaluation of private water systems; and gathering real-time operational data for analysis and evaluation

Account	FY2018 Actual	FY2018 Adopted Budget	FY2019 Adopted Budget	FY2020 Proposed Budget	Change
4110 - Salaries & Wages	284,121	291,000	347,900	366,900	19,000
4120 - Overtime	2,531	8,000	7,438	7,438	0
4130 - Miscellaneous (Payroll)	0	9,600	0	0	0
Personnel Services	286,652	308,600	355,338	374,338	19,000
4160 - Meals; Mileage & Uniform Allowances	256	880	880	880	0
4250 - Other Contractual Services	0	480	75,960	960	(75,000)
4430 - Miscellaneous Supplies	1,698	0	0	0	0
4460 - Other Materials & Supplies	818	1,500	1,500	1,500	0
4480 - Postage	0	480	480	480	0
4500 - Education and Training	98	9,060	8,060	18,670	10,610
4720 - Conference Travel & Expenses	7,260	12,930	13,330	11,350	(1,980)
4815 - Repair & Maint - Equipment	0	7,400	7,400	7,400	0
8050 - Equipment (under \$5,000)	0	0	4,650	6,000	1,350
Materials, Supplies and Services	10,130	32,730	112,260	47,240	(65,020)
1270 - General Plant & Equip (over \$5,000)	5,038	15,780	0	0	0
Equipment	5,038	15,780	0	0	0
Total Water System Planning	301,821	357,110	467,598	421,578	(46,020)

Budget Highlights

**Board of Water Supply
Operating Budget
Fiscal Year 2020**

WR - Water Resources

5472 - Water Conservation

Section's Activity

Directs the water conservation activities of the department; Conducts the planning, engineering, research, development, and implementation of the department's external (demand-side) and internal (infrastructure) conservation programs, including water facilities energy conservation and efficiency programs and recycled and other nonpotable water programs.

Account	FY2018 Actual	FY2018 Adopted Budget	FY2019 Adopted Budget	FY2020 Proposed Budget	Change
4110 - Salaries & Wages	404,671	426,100	484,000	491,200	7,200
4120 - Overtime	43,935	50,000	41,205	41,205	0
4130 - Miscellaneous (Payroll)	0	6,800	0	0	0
Personnel Services	448,606	482,900	525,205	532,405	7,200
4160 - Meals; Mileage & Uniform Allowances	1,990	650	1,150	1,150	0
4250 - Other Contractual Services	1,863	0	1,920	0	(1,920)
4255 - Other Services	0	35,000	0	0	0
4270 - Professional Services	649,954	800,000	900,000	1,380,000	480,000
4430 - Miscellaneous Supplies	131	0	0	0	0
4460 - Other Materials & Supplies	17,733	20,450	20,450	10,450	(10,000)
4500 - Education and Training	0	0	1,600	1,600	0
4720 - Conference Travel & Expenses	8,027	23,000	23,200	17,300	(5,900)
8050 - Equipment (under \$5,000)	25,183	140,000	150	130,000	129,850
Materials, Supplies and Services	704,880	1,019,100	948,470	1,540,500	592,030
1270 - General Plant & Equip (over \$5,000)	65,298	0	0	0	0
Equipment	65,298	0	0	0	0
Total Water Conservation	1,218,784	1,502,000	1,473,675	2,072,905	599,230

Budget Highlights

**Board of Water Supply
Operating Budget
Fiscal Year 2020**

WR - Water Resources

5475 - Recycled Water

Section's Activity

The Recycled Water Program is responsible for the treatment and distribution of recycled water for beneficial reuse island-wide; the construction, acquisition, and operation of recycled water treatment and distribution infrastructure; long-term service and support agreements with large water users; and to conduct research and provide public outreach to promote acceptance of recycled water.

Account	FY2018 Actual	FY2018 Adopted Budget	FY2019 Adopted Budget	FY2020 Proposed Budget	Change
4250 - Other Contractual Services	109,777	144,000	144,000	144,000	0
4265 - Printing	0	200	0	0	0
4460 - Other Materials & Supplies	0	400	0	0	0
4810 - Repair & Maint - Recycled Water Plt	855,768	1,275,644	948,442	3,480,527	2,532,085
4920 - Non-Potable Water Trtmnt Plt Costs	3,632,459	4,668,725	4,638,520	4,668,060	29,540
Materials, Supplies and Services	4,598,005	6,088,969	5,730,962	8,292,587	2,561,625
Total Recycled Water	4,598,005	6,088,969	5,730,962	8,292,587	2,561,625

Budget Highlights

**Board of Water Supply
Operating Budget
Fiscal Year 2020**

WR - Water Resources

5480 - Hydrology-Geology

Section's Activity

The Hydrology-Geology Section is responsible for water resource monitoring and evaluation. The section collects and analyzes hydrologic and geologic data to manage resources, to identify new sources, to determine capacity of groundwater resources and aquifer properties. Plans and specifications are prepared for the drilling, testing, and sealing of wells of varying utility. The data collection unit collects rainfall, production and water level data, and conducts geophysical well profiles. These compiled data as well as hydrologic advice provided by staff is given to other sections, units, agencies and the public as requested. The data is used for the preparation of source development and management reports and studies. Watershed related programs and activities are administered through the watershed coordinator

Account	FY2018 Actual	FY2018 Adopted Budget	FY2019 Adopted Budget	FY2020 Proposed Budget	Change
4110 - Salaries & Wages	407,243	408,000	436,700	462,200	25,500
4120 - Overtime	17,566	33,994	32,548	34,436	1,888
4130 - Miscellaneous (Payroll)	1,405	28,015	3,348	3,617	269
Personnel Services	426,214	470,009	472,596	500,253	27,657
4160 - Meals; Mileage & Uniform Allowances	325	600	1,000	1,000	0
4250 - Other Contractual Services	766,424	392,750	84,320	91,999	7,679
4255 - Other Services	30,000	513,840	680,075	811,615	131,540
4265 - Printing	0	600	1,000	1,000	0
4430 - Miscellaneous Supplies	6	0	0	0	0
4460 - Other Materials & Supplies	11,933	22,000	25,000	25,000	0
4500 - Education and Training	531	6,400	2,900	3,000	100
4680 - Telephone	0	12,000	0	0	0
4720 - Conference Travel & Expenses	5,178	10,400	12,000	14,250	2,250
4815 - Repair & Maint - Equipment	1,786	24,000	24,000	24,000	0
4910 - Miscellaneous Fees & Registration	0	1,200	1,200	1,200	0
4940 - US Geol Surv (USGS) CoOp Invest	218,436	232,000	72,000	72,000	0
8050 - Equipment (under \$5,000)	2,274	75,500	75,500	98,000	22,500
Materials, Supplies and Services	1,036,894	1,291,290	978,995	1,143,064	164,069
1270 - General Plant & Equip (over \$5,000)	0	85,000	85,000	90,000	5,000
Equipment	0	85,000	85,000	90,000	5,000
Total Hydrology-Geology	1,463,107	1,846,299	1,536,591	1,733,317	196,726

Budget Highlights

**Board of Water Supply
Operating Budget
Fiscal Year 2020**

WR - Water Resources

5490 - Project Review

Section's Activity

The Project Review Section reviews all requests concerning the availability of water; reviews all water master plans of private and public developments; provides system pressure and flow data; evaluates existing system facilities to ascertain capacities required to support proposed private and public developments; and maintains the files of outstanding water commitments

Account	FY2018 Actual	FY2018 Adopted Budget	FY2019 Adopted Budget	FY2020 Proposed Budget	Change
4110 - Salaries & Wages	257,368	247,600	274,000	308,900	34,900
4120 - Overtime	1,417	3,600	3,600	3,600	0
4130 - Miscellaneous (Payroll)	0	800	0	0	0
Personnel Services	258,785	252,000	277,600	312,500	34,900
4160 - Meals; Mileage & Uniform Allowances	10	0	0	150	150
4460 - Other Materials & Supplies	0	400	400	400	0
4500 - Education and Training	0	0	1,200	630	(570)
4720 - Conference Travel & Expenses	2,697	4,450	3,275	2,400	(875)
Materials, Supplies and Services	2,707	4,850	4,875	3,580	(1,295)
1270 - General Plant & Equip (over \$5,000)	0	3,500	0	0	0
Equipment	0	3,500	0	0	0
Total Project Review	261,492	260,350	282,475	316,080	33,605

Budget Highlights

**Board of Water Supply
Operating Budget
Fiscal Year 2020**

WR - Water Resources

5495 - Long Range Planning

Section's Activity

The Long-Range Planning Section develops master and long-range plans for water system improvements to meet departmental goals and objectives; prepares population projections and estimates of future water requirements; and prepares, prioritizes, and justifies related Capital Program projects.

Account	FY2018 Actual	FY2018 Adopted Budget	FY2019 Adopted Budget	FY2020 Proposed Budget	Change
4110 - Salaries & Wages	390,646	403,700	452,500	441,900	(10,600)
4120 - Overtime	8,755	14,780	13,500	43,400	29,900
4130 - Miscellaneous (Payroll)	37,797	11,800	0	0	0
Personnel Services	437,197	430,280	466,000	485,300	19,300
4160 - Meals; Mileage & Uniform Allowances	877	300	300	1,830	1,530
4250 - Other Contractual Services	0	500	500	500	0
4430 - Miscellaneous Supplies	8	0	0	0	0
4460 - Other Materials & Supplies	503	650	650	650	0
4500 - Education and Training	0	840	840	630	(210)
4720 - Conference Travel & Expenses	4,812	9,700	7,350	11,910	4,560
8050 - Equipment (under \$5,000)	0	350	1,000	1,000	0
Materials, Supplies and Services	6,200	12,340	10,640	16,520	5,880
Total Long Range Planning	443,397	442,620	476,640	501,820	25,180

Budget Highlights

**Board of Water Supply
Operating Budget
Fiscal Year 2020**

FO - Field Operations

Division/Office's Activity

The Field Operations Division is responsible for the maintenance of all waterworks facilities, including all pipelines, valves, fire hydrants, meters, AMR components and corporation yards; maintaining all grounds; installing, maintaining, and repairing service connections; maintaining office buildings and physical control of the storerooms and storage yards.

Account	FY2018 Actual	FY2018 Adopted Budget	FY2019 Adopted Budget	FY2020 Proposed Budget	Change
4110 - Salaries & Wages	10,053,465	13,049,500	12,927,100	14,121,800	1,194,700
4120 - Overtime	1,559,035	1,598,000	1,724,600	1,712,000	(12,600)
4130 - Miscellaneous (Payroll)	539,022	1,184,300	1,108,000	1,012,000	(96,000)
Personnel Services	12,151,522	15,831,800	15,759,700	16,845,800	1,086,100
1110 - Materials & Supplies (Storeroom)	816,255	1,800,000	2,000,000	2,000,000	0
1120 - Meters (Storeroom)	492,792	2,400,000	1,200,000	1,500,000	300,000
1125 - AMR Materials & Supplies (Storeroom)	1,445,072	2,000,000	2,000,000	2,000,000	0
4160 - Meals; Mileage & Uniform Allowances	93,772	124,600	125,900	129,500	3,600
4230 - Emergency & Contracted Road Repairs	5,381,721	6,000,000	7,000,000	8,500,000	1,500,000
4250 - Other Contractual Services	540,398	893,100	1,088,400	2,463,000	1,374,600
4265 - Printing	0	0	0	0	0
4270 - Professional Services	0	25,000	50,000	110,000	60,000
4280 - Refuse Collection & Disposal	661,421	550,000	840,000	840,000	0
4410 - Gasoline	20	0	0	0	0
4420 - Hauling Charges	191,246	160,000	160,000	160,000	0
4430 - Miscellaneous Supplies	13,486	10,000	7,500	1,000	(6,500)
4460 - Other Materials & Supplies	263,798	313,000	283,000	296,200	13,200
4470 - Parts and Accessories	1,162	2,400	0	0	0
4500 - Education and Training	4,764	30,000	40,000	45,000	5,000
4720 - Conference Travel & Expenses	15,676	46,000	35,000	40,000	5,000
4805 - Repair & Maint - Structures	10,190	60,000	60,000	60,000	0
4815 - Repair & Maint - Equipment	26,361	48,100	29,600	33,000	3,400
4820 - Repair & Maint - Distribution	23,437	0	0	0	0
4910 - Miscellaneous Fees & Registration	296	0	0	0	0
4915 - Miscellaneous Financial Expenses	57,970	0	0	0	0
4920 - Non-Potable Water Trtmnt Plt Costs	0	0	0	0	0
4923 - Store Materials & Expense	1,178,984	500,000	700,000	750,000	50,000
8050 - Equipment (under \$5,000)	78,401	113,390	164,565	157,850	(6,715)
Materials, Supplies and Services	11,297,223	15,075,590	15,783,965	19,085,550	3,301,585
1270 - General Plant & Equip (over \$5,000)	65,919	59,240	100,000	284,000	184,000
Equipment	65,919	59,240	100,000	284,000	184,000
Total FO - Field Operations	23,514,664	30,966,630	31,643,665	36,215,350	4,571,685

Notes

**Board of Water Supply
Operating Budget
Fiscal Year 2020**

FO - Field Operations

5500 - Field Operations Administration

Section's Activity

Administers the affairs of the Field Operations Division.

Account	FY2018 Actual	FY2018 Adopted Budget	FY2019 Adopted Budget	FY2020 Proposed Budget	Change
4110 - Salaries & Wages	585,202	699,100	830,500	417,700	(412,800)
4120 - Overtime	11,783	12,000	15,000	5,000	(10,000)
4130 - Miscellaneous (Payroll)	297	77,200	30,000	30,000	0
Personnel Services	597,282	788,300	875,500	452,700	(422,800)
4160 - Meals; Mileage & Uniform Allowances	962	6,000	3,600	1,000	(2,600)
4230 - Emergency & Contracted Road Repairs	0	0	0	8,500,000	8,500,000
4250 - Other Contractual Services	67,990	160,000	144,000	450,000	306,000
4270 - Professional Services	0	25,000	50,000	110,000	60,000
4280 - Refuse Collection & Disposal	0	0	0	840,000	840,000
4430 - Miscellaneous Supplies	24	0	0	0	0
4460 - Other Materials & Supplies	107	12,000	12,000	0	(12,000)
4500 - Education and Training	4,288	30,000	40,000	45,000	5,000
4720 - Conference Travel & Expenses	15,301	46,000	35,000	40,000	5,000
4815 - Repair & Maint - Equipment	5,927	10,000	10,000	0	(10,000)
4910 - Miscellaneous Fees & Registration	0	0	0	0	0
4915 - Miscellaneous Financial Expenses	0	0	0	0	0
8050 - Equipment (under \$5,000)	6,269	4,000	60,170	3,000	(57,170)
Materials, Supplies and Services	100,867	293,000	354,770	9,989,000	9,634,230
1270 - General Plant & Equip (over \$5,000)	51,940	51,940	0	0	0
Equipment	51,940	51,940	0	0	0
Total Field Operations Administration	750,089	1,133,240	1,230,270	10,441,700	9,211,430

Budget Highlights

**Board of Water Supply
Operating Budget
Fiscal Year 2020**

FO - Field Operations

5525 - Engineering & Technical Support Section

Section's Activity

The Engineering and Technical Support Section is responsible for the leak detection program; prepares plans and specifications, implements, and inspects the Indefinite Delivery Indefinite Quantity repaving work by contractors; prepares plans and specifications for capital projects under Field Operations' jurisdiction; review plans, specifications, and reports for BWS projects and projects that will be dedicated to BWS; evaluates new materials and equipment for maintenance requirements; and provide engineering support for field crews' work.

Account	FY2018 Actual	FY2018 Adopted Budget	FY2019 Adopted Budget	FY2020 Proposed Budget	Change
4110 - Salaries & Wages	0	0	0	443,900	443,900
4120 - Overtime	0	0	0	10,000	10,000
4130 - Miscellaneous (Payroll)	0	0	0	40,000	40,000
Personnel Services	0	0	0	493,900	493,900
4160 - Meals; Mileage & Uniform Allowances	0	0	0	3,500	3,500
4250 - Other Contractual Services	0	0	0	125,000	125,000
4460 - Other Materials & Supplies	0	0	0	10,000	10,000
4815 - Repair & Maint - Equipment	0	0	0	10,000	10,000
8050 - Equipment (under \$5,000)	0	0	0	28,500	28,500
Materials, Supplies and Services	0	0	0	177,000	177,000
1270 - General Plant & Equip (over \$5,000)	0	0	0	40,000	40,000
Equipment	0	0	0	40,000	40,000
Total Technical & Operational Support Branch	0	0	0	710,900	710,900

Budget Highlights

**Board of Water Supply
Operating Budget
Fiscal Year 2020**

FO - Field Operations

5552 - Meter Maintenance Section

Section's Activity

The Meter Maintenance Section operates and maintains the meter shop for testing and repairing meters; conducts annual meter and AMR maintenance program; inspects and performs large meter performance tests; repairs or replaces large meters; reviews and evaluates meter technical data; performs meter mastering to optimize meter type, size, and to diagnose problems; and installs and removes temporary fire hydrant meter assemblies.

Account	FY2018 Actual	FY2018 Adopted Budget	FY2019 Adopted Budget	FY2020 Proposed Budget	Change
4110 - Salaries & Wages	735,642	1,058,300	1,045,800	1,216,200	170,400
4120 - Overtime	194	120,000	120,000	60,000	(60,000)
4130 - Miscellaneous (Payroll)	16,000	20,000	36,000	45,000	9,000
Personnel Services	751,836	1,198,300	1,201,800	1,321,200	119,400
1120 - Meters (Storeroom)	492,792	2,400,000	1,200,000	1,500,000	300,000
1125 - AMR Materials & Supplies (Storeroom)	1,445,072	2,000,000	2,000,000	2,000,000	0
4160 - Meals; Mileage & Uniform Allowances	1,215	3,000	3,000	3,000	0
4250 - Other Contractual Services	6,164	22,000	27,400	25,000	(2,400)
4460 - Other Materials & Supplies	13,701	24,000	24,000	30,000	6,000
4470 - Parts and Accessories	0	2,400	0	0	0
4815 - Repair & Maint - Equipment	0	15,000	0	0	0
8050 - Equipment (under \$5,000)	3,397	19,840	10,170	43,700	33,530
Materials, Supplies and Services	1,962,340	4,486,240	3,264,570	3,601,700	337,130
1270 - General Plant & Equip (over \$5,000)	0	7,300	100,000	244,000	144,000
Equipment	0	7,300	100,000	244,000	144,000
Total Technical & Operational Support Branch	2,714,176	5,691,840	4,566,370	5,166,900	600,530

Budget Highlights

**Board of Water Supply
Operating Budget
Fiscal Year 2020**

FO - Field Operations

5585 - Storeroom Section

Section's Activity

The Storeroom Section is responsible for physical control of the storerooms and storage yards; coordinates and processes the annual materials contract and stores and disposes of scrap and surplus materials.

Account	FY2018 Actual	FY2018 Adopted Budget	FY2019 Adopted Budget	FY2020 Proposed Budget	Change
4110 - Salaries & Wages	245,294	311,100	318,300	312,400	(5,900)
4120 - Overtime	5,161	6,000	6,000	6,000	0
4130 - Miscellaneous (Payroll)	0	24,300	30,000	30,000	0
Personnel Services	250,455	341,400	354,300	348,400	(5,900)
1110 - Materials & Supplies (Storeroom)	816,255	1,800,000	2,000,000	2,000,000	0
4160 - Meals; Mileage & Uniform Allowances	2,413	4,000	4,000	4,000	0
4265 - Printing	0	0	0	0	0
4420 - Hauling Charges	191,246	160,000	160,000	160,000	0
4430 - Miscellaneous Supplies	4,944	0	0	0	0
4460 - Other Materials & Supplies	44,497	70,000	70,000	70,000	0
4470 - Parts and Accessories	808	0	0	0	0
4720 - Conference Travel & Expenses	375	0	0	0	0
4920 - Non-Potable Water Trtmnt Plt Costs	0	0	0	0	0
4923 - Store Materials & Expense	1,178,984	500,000	700,000	750,000	50,000
8050 - Equipment (under \$5,000)	0	10,060	7,050	1,800	(5,250)
Materials, Supplies and Services	2,239,523	2,544,060	2,941,050	2,985,800	44,750
1270 - General Plant & Equip (over \$5,000)	13,979	0	0	0	0
Equipment	13,979	0	0	0	0
Total Technical & Operational Support Branch	2,503,957	2,885,460	3,295,350	3,334,200	38,850

Budget Highlights

**Board of Water Supply
Operating Budget
Fiscal Year 2020**

FO - Field Operations

5519 - Maintenance Support Branch

Section's Activity

The Maintenance Support Branch directs and coordinates the activities pertaining to the landscaping and maintenance of grounds, and the maintenance of Beretania Complex buildings and corporation yards.

Account	FY2018 Actual	FY2018 Adopted Budget	FY2019 Adopted Budget	FY2020 Proposed Budget	Change
4110 - Salaries & Wages	0	0	0	228,000	228,000
4120 - Overtime	0	0	0	30,000	30,000
4130 - Miscellaneous (Payroll)	0	0	0	59,600	59,600
Personnel Services	0	0	0	317,600	317,600
Total Maintenance Support Branch	0	0	0	317,600	317,600

Budget Highlights

**Board of Water Supply
Operating Budget
Fiscal Year 2020**

FO - Field Operations

5522 - Grounds Section

Section's Activity

The Grounds Sections is responsible for the maintenance of grounds and landscaped areas at Beretania Complex, Halawa Garden, corporation yards, pump stations, reservoirs, and well sites; maintain BWS access roads from vegetation overgrowth; and prepares, implements, and oversees contracts for private contractors to perform major tree trimming and maintenance work at dam sites.

Account	FY2018 Actual	FY2018 Adopted Budget	FY2019 Adopted Budget	FY2020 Proposed Budget	Change
4110 - Salaries & Wages	744,729	1,051,700	1,096,300	1,915,700	819,400
4120 - Overtime	46,192	60,000	60,000	70,000	10,000
4130 - Miscellaneous (Payroll)	32,125	55,000	73,000	60,000	(13,000)
Personnel Services	823,047	1,166,700	1,229,300	2,045,700	816,400
4160 - Meals; Mileage & Uniform Allowances	2,890	6,000	6,000	6,000	0
4250 - Other Contractual Services	112,257	600,000	580,000	1,358,000	778,000
4460 - Other Materials & Supplies	26,807	60,000	30,000	30,000	0
4500 - Education and Training	220	0	0	0	0
4815 - Repair & Maint - Equipment	2,116	4,800	4,800	5,000	200
8050 - Equipment (under \$5,000)	6,617	8,170	10,900	11,570	670
Materials, Supplies and Services	150,907	678,970	631,700	1,410,570	778,870
Total Maintenance Support Branch	973,953	1,845,670	1,861,000	3,456,270	1,595,270

Budget Highlights

- 4250 – Other Contractual Services: Tree trimming, maintenance at Nuuanu Reservoir dams, Mauna Olu Reservoir dam, Makaha fire breaks.

**Board of Water Supply
Operating Budget
Fiscal Year 2020**

FO - Field Operations

5553 - Building Custodial Section

Section's Activity

Maintains Beretania Complex buildings, Kalihi Office buildings, and Kalihi Museum.

Account	FY2018 Actual	FY2018 Adopted Budget	FY2019 Adopted Budget	FY2020 Proposed Budget	Change
4110 - Salaries & Wages	379,578	444,500	460,000	392,000	(68,000)
4120 - Overtime	14,298	13,200	13,200	15,000	1,800
4130 - Miscellaneous (Payroll)	60,636	6,000	9,000	10,000	1,000
Personnel Services	454,512	463,700	482,200	417,000	(65,200)
4160 - Meals; Mileage & Uniform Allowances	1,204	2,400	2,400	2,000	(400)
4250 - Other Contractual Services	1,227	12,000	12,000	13,000	1,000
4460 - Other Materials & Supplies	5,804	6,000	6,000	8,000	2,000
4805 - Repair & Maint - Structures	132	10,000	10,000	10,000	0
4815 - Repair & Maint - Equipment	173	0	0	0	0
8050 - Equipment (under \$5,000)	0	0	4,800	1,230	(3,570)
Materials, Supplies and Services	8,540	30,400	35,200	34,230	(970)
Total Maintenance Support Branch	463,053	494,100	517,400	451,230	(66,170)

Budget Highlights

**Board of Water Supply
Operating Budget
Fiscal Year 2020**

FO - Field Operations

5535 - Metropolitan Field Services District

Section's Activity

Administers the affairs of the Metropolitan Field Services District. Conducts all emergency repair operations and maintenance work involving the water system and appurtenances within the Metropolitan District, including all mains, valves, service connections, fire hydrants, reservoir disinfection work, and appurtenant concrete work; repair reservoirs and buildings; construct pipelines and miscellaneous projects; conducts Sanitary Survey inspection work; and provides clerical support for Engineering & Technical Support Section (5525), and the Maintenance Support Branch (5519).

Account	FY2018 Actual	FY2018 Adopted Budget	FY2019 Adopted Budget	FY2020 Proposed Budget	Change
4110 - Salaries & Wages	0	0	0	4,292,100	4,292,100
4120 - Overtime	0	0	0	700,000	700,000
4130 - Miscellaneous (Payroll)	0	0	0	335,800	335,800
Personnel Services	0	0	0	5,327,900	5,327,900
4160 - Meals; Mileage & Uniform Allowances	0	0	0	50,000	50,000
4250 - Other Contractual Services	0	0	0	477,000	477,000
4460 - Other Materials & Supplies	0	0	0	90,000	90,000
4805 - Repair & Maint - Structures	0	0	0	50,000	50,000
4815 - Repair & Maint - Equipment	0	0	0	5,000	5,000
8050 - Equipment (under \$5,000)	0	0	0	28,400	28,400
Materials, Supplies and Services	0	0	0	700,400	700,400
Total Metropolitan Field Services District	0	0	0	6,028,300	6,028,300

Budget Highlights

**Board of Water Supply
Operating Budget
Fiscal Year 2020**

FO - Field Operations

5540 - Suburban Field Services District

Section's Activity

Administers the affairs of the Suburban Field Services Branch. Directs and coordinates the activities pertaining to maintenance of pipelines and appurtenances, building and corporation yards, provides clerical support to sections of the branch (5541 – Manana, 5542 – Wahiawa, 5543 – Waianae, and 5560 Windward).

Account	FY2018 Actual	FY2018 Adopted Budget	FY2019 Adopted Budget	FY2020 Proposed Budget	Change
4110 - Salaries & Wages	77,639	134,000	141,600	95,100	(46,500)
4120 - Overtime	542	0	0	1,000	1,000
Personnel Services	78,182	134,000	141,600	96,100	(45,500)
4160 - Meals; Mileage & Uniform Allowances	81	0	0	0	0
4250 - Other Contractual Services	2,265	0	0	0	0
4430 - Miscellaneous Supplies	85	0	0	1,000	1,000
Materials, Supplies and Services	2,431	0	0	1,000	1,000
Total Administration Section	80,613	134,000	141,600	97,100	(44,500)

Budget Highlights

**Board of Water Supply
Operating Budget
Fiscal Year 2020**

FO - Field Operations

5541 - Manana Section

Section's Activity

Conducts all emergency repair operations and maintenance work involving the water system and appurtenances within the Manana District, including all mains, valves, service connections, fire hydrants, reservoir disinfection work, and appurtenant concrete work; repair reservoirs and buildings; construct pipelines and miscellaneous projects; and conducts Sanitary Survey inspection work.

Account	FY2018 Actual	FY2018 Adopted Budget	FY2019 Adopted Budget	FY2020 Proposed Budget	Change
4110 - Salaries & Wages	1,468,946	1,949,300	1,850,300	1,777,000	(73,300)
4120 - Overtime	304,032	265,000	300,000	300,000	0
4130 - Miscellaneous (Payroll)	82,514	164,400	177,000	161,600	(15,400)
Personnel Services	1,855,492	2,378,700	2,327,300	2,238,600	(88,700)
4160 - Meals; Mileage & Uniform Allowances	16,411	20,400	20,400	20,000	(400)
4250 - Other Contractual Services	2,955	41,600	15,000	15,000	0
4460 - Other Materials & Supplies	44,157	30,000	30,000	30,000	0
4815 - Repair & Maint - Equipment	6,229	6,000	6,000	5,000	(1,000)
4910 - Miscellaneous Fees & Registration	51	0	0	0	0
8050 - Equipment (under \$5,000)	14,166	11,770	10,600	19,200	8,600
Materials, Supplies and Services	83,969	109,770	82,000	89,200	7,200
Total Administration Section	1,939,460	2,488,470	2,409,300	2,327,800	(81,500)

Budget Highlights

**Board of Water Supply
Operating Budget
Fiscal Year 2020**

FO - Field Operations

5542 - Wahiawa Section

Section's Activity

Conducts all emergency repair operations and maintenance work involving the water distribution system and appurtenances within the Wahiawa District, including all mains, valves, service connections, fire hydrants, reservoir disinfection work, and appurtenant concrete work; repair reservoirs and buildings; construct pipelines and miscellaneous projects; and conducts Sanitary Survey inspection work.

Account	FY2018 Actual	FY2018 Adopted Budget	FY2019 Adopted Budget	FY2020 Proposed Budget	Change
4110 - Salaries & Wages	694,841	646,400	667,800	645,300	(22,500)
4120 - Overtime	117,699	120,000	125,000	155,000	30,000
4130 - Miscellaneous (Payroll)	34,309	66,400	70,000	56,400	(13,600)
Personnel Services	846,849	832,800	862,800	856,700	(6,100)
4160 - Meals; Mileage & Uniform Allowances	6,467	9,000	9,000	11,000	2,000
4250 - Other Contractual Services	1,163	700	1,400	0	(1,400)
4460 - Other Materials & Supplies	9,339	8,000	8,000	8,000	0
4815 - Repair & Maint - Equipment	2,140	2,000	2,000	3,000	1,000
4910 - Miscellaneous Fees & Registration	152	0	0	0	0
8050 - Equipment (under \$5,000)	11,157	13,300	11,000	9,900	(1,100)
Materials, Supplies and Services	30,417	33,000	31,400	31,900	500
Total Administration Section	877,265	865,800	894,200	888,600	(5,600)

Budget Highlights

**Board of Water Supply
Operating Budget
Fiscal Year 2020**

FO - Field Operations

5543 - Waianae Section

Section's Activity

Conducts all emergency repair operations and maintenance work involving the water distribution system and appurtenances within the Waianae District, including all mains, valves, service connections, fire hydrants, reservoir disinfection work, and appurtenant concrete work; repair reservoirs and buildings; construct pipelines and miscellaneous projects; and conducts Sanitary Survey inspection work.

Account	FY2018 Actual	FY2018 Adopted Budget	FY2019 Adopted Budget	FY2020 Proposed Budget	Change
4110 - Salaries & Wages	638,514	670,600	695,800	776,900	81,100
4120 - Overtime	180,434	168,000	190,000	230,000	40,000
4130 - Miscellaneous (Payroll)	51,744	78,200	75,000	81,200	6,200
Personnel Services	870,692	916,800	960,800	1,088,100	127,300
4160 - Meals; Mileage & Uniform Allowances	9,832	9,000	9,000	17,000	8,000
4250 - Other Contractual Services	0	700	700	0	(700)
4460 - Other Materials & Supplies	2,933	6,000	6,000	6,200	200
4815 - Repair & Maint - Equipment	365	2,000	2,000	2,500	500
8050 - Equipment (under \$5,000)	8,278	9,600	4,500	4,400	(100)
Materials, Supplies and Services	21,408	27,300	22,200	30,100	7,900
Total Administration Section	892,100	944,100	983,000	1,118,200	135,200

Budget Highlights

**Board of Water Supply
Operating Budget
Fiscal Year 2020**

FO - Field Operations

5560 - Windward Branch

Section's Activity

Conducts all emergency repair operations and maintenance work involving the water distribution system and appurtenances within the Windward District, including all mains, valves, service connections, fire hydrants, reservoir disinfection work, and appurtenant concrete work; repair reservoirs and buildings; construct pipelines and miscellaneous projects; and conducts Sanitary Survey inspection work.

Account	FY2018 Actual	FY2018 Adopted Budget	FY2019 Adopted Budget	FY2020 Proposed Budget	Change
4110 - Salaries & Wages	1,153,944	1,438,600	1,461,400	1,609,500	148,100
4120 - Overtime	136,587	135,000	155,000	130,000	(25,000)
4130 - Miscellaneous (Payroll)	62,408	184,400	153,000	102,400	(50,600)
Personnel Services	1,352,939	1,758,000	1,769,400	1,841,900	72,500
4160 - Meals; Mileage & Uniform Allowances	8,573	12,000	12,000	12,000	0
4250 - Other Contractual Services	1,241	5,700	2,500	0	(2,500)
4410 - Gasoline	20	0	0	0	0
4460 - Other Materials & Supplies	9,654	14,000	14,000	14,000	0
4815 - Repair & Maint - Equipment	1,122	3,500	0	2,500	2,500
4910 - Miscellaneous Fees & Registration	41	0	0	0	0
8050 - Equipment (under \$5,000)	11,483	5,650	14,300	6,150	(8,150)
Materials, Supplies and Services	32,133	40,850	42,800	34,650	(8,150)
Total Administration Section	1,385,072	1,798,850	1,812,200	1,876,550	64,350

Budget Highlights

**Board of Water Supply
Operating Budget
Fiscal Year 2020**

FO - Field Operations

5510 - Distribution Branch Administration

Section's Activity

The Distribution Branch directs and coordinates the activities pertaining to maintenance of pipelines, appurtenances, buildings and corporation yards; coordinates and directs the maintenance of grounds; provides clerical support to sections of the division branch.

Account	FY2018 Actual	FY2018 Adopted Budget	FY2019 Adopted Budget	FY2020 Proposed Budget	Change
4110 - Salaries & Wages	211,935	264,400	272,000	0	(272,000)
4120 - Overtime	1,034	2,400	2,400	0	(2,400)
4130 - Miscellaneous (Payroll)	0	10,000	10,000	0	(10,000)
Personnel Services	212,969	276,800	284,400	0	(284,400)
4160 - Meals; Mileage & Uniform Allowances	248	0	0	0	0
4230 - Emergency & Contracted Road Repairs	5,381,721	6,000,000	7,000,000	0	(7,000,000)
4250 - Other Contractual Services	36,163	2,400	257,400	0	(257,400)
4430 - Miscellaneous Supplies	8,432	10,000	7,500	0	(7,500)
4460 - Other Materials & Supplies	8	0	0	0	0
4500 - Education and Training	100	0	0	0	0
4915 - Miscellaneous Financial Expenses	57,970	0	0	0	0
8050 - Equipment (under \$5,000)	0	0	0	0	0
Materials, Supplies and Services	5,484,642	6,012,400	7,264,900	0	(7,264,900)
1270 - General Plant & Equip (over \$5,000)	0	0	0	0	0
Equipment	0	0	0	0	0
Total Distribution Branch Administration	5,697,611	6,289,200	7,549,300	0	(7,549,300)

Budget Highlights

**Board of Water Supply
Operating Budget
Fiscal Year 2020**

FO - Field Operations

5520 - Administration Unit

Section's Activity

The Maintenance Section (5520 – Administration Unit, 5521 – Hydrant & Valves Unit, and 5522 – Grounds and Landscaping Unit) installs, operates and maintains valves, hydrants and appurtenances, disinfects reservoirs and mains, conducts tapping and pipe cutting operations, maintains the metropolitan gravity system, corporation yards, grounds and landscaped areas; conducts inspections of the distribution system and facilities.

Account	FY2018 Actual	FY2018 Adopted Budget	FY2019 Adopted Budget	FY2020 Proposed Budget	Change
4110 - Salaries & Wages	157,638	186,900	173,400	0	(173,400)
4120 - Overtime	9,726	2,400	10,000	0	(10,000)
4130 - Miscellaneous (Payroll)	5,260	28,800	11,000	0	(11,000)
Personnel Services	172,624	218,100	194,400	0	(194,400)
4160 - Meals; Mileage & Uniform Allowances	1,396	0	1,500	0	(1,500)
4250 - Other Contractual Services	230,231	0	0	0	0
4280 - Refuse Collection & Disposal	661,421	550,000	840,000	0	(840,000)
4460 - Other Materials & Supplies	5,713	0	0	0	0
4815 - Repair & Maint - Equipment	298	0	0	0	0
4820 - Repair & Maint - Distribution	23,437	0	0	0	0
4910 - Miscellaneous Fees & Registration	0	0	0	0	0
Materials, Supplies and Services	922,496	550,000	841,500	0	(841,500)
Total Administration Unit	1,095,120	768,100	1,035,900	0	(1,035,900)

Budget Highlights

**Board of Water Supply
Operating Budget
Fiscal Year 2020**

FO - Field Operations

5521 - Hydrants and Valves

Section's Activity

Account	FY2018 Actual	FY2018 Adopted Budget	FY2019 Adopted Budget	FY2020 Proposed Budget	Change
4110 - Salaries & Wages	1,167,093	1,584,800	1,549,000	0	(1,549,000)
4120 - Overtime	267,627	160,000	230,000	0	(230,000)
4130 - Miscellaneous (Payroll)	59,928	141,800	148,000	0	(148,000)
Personnel Services	1,494,649	1,886,600	1,927,000	0	(1,927,000)
4160 - Meals; Mileage & Uniform Allowances	16,393	10,800	15,000	0	(15,000)
4250 - Other Contractual Services	10,237	0	0	0	0
4460 - Other Materials & Supplies	31,107	35,000	35,000	0	(35,000)
4500 - Education and Training	156	0	0	0	0
4815 - Repair & Maint - Equipment	1,947	4,800	4,800	0	(4,800)
8050 - Equipment (under \$5,000)	4,301	22,350	23,300	0	(23,300)
Materials, Supplies and Services	64,141	72,950	78,100	0	(78,100)
Total Hydrants and Valves	1,558,790	1,959,550	2,005,100	0	(2,005,100)

Budget Highlights

**Board of Water Supply
Operating Budget
Fiscal Year 2020**

FO - Field Operations

5530 - Construction

Section's Activity

The Construction Section conducts all major emergency repair operations involving water mains, reservoirs and appurtenances ; constructs pipelines and appurtenances and miscellaneous projects; conducts all carpentry, masonry and heavy equipment operations.

Account	FY2018 Actual	FY2018 Adopted Budget	FY2019 Adopted Budget	FY2020 Proposed Budget	Change
4110 - Salaries & Wages	1,609,410	2,191,100	1,981,000	0	(1,981,000)
4120 - Overtime	440,368	450,000	450,000	0	(450,000)
4130 - Miscellaneous (Payroll)	66,798	265,800	219,000	0	(219,000)
Personnel Services	2,116,576	2,906,900	2,650,000	0	(2,650,000)
4160 - Meals; Mileage & Uniform Allowances	23,634	36,000	36,000	0	(36,000)
4250 - Other Contractual Services	67,735	48,000	48,000	0	(48,000)
4460 - Other Materials & Supplies	69,901	48,000	48,000	0	(48,000)
4470 - Parts and Accessories	354	0	0	0	0
4805 - Repair & Maint - Structures	10,058	50,000	50,000	0	(50,000)
4815 - Repair & Maint - Equipment	6,045	0	0	0	0
4910 - Miscellaneous Fees & Registration	51	0	0	0	0
8050 - Equipment (under \$5,000)	12,734	8,650	7,775	0	(7,775)
Materials, Supplies and Services	190,513	190,650	189,775	0	(189,775)
Total Construction	2,307,089	3,097,550	2,839,775	0	(2,839,775)

Budget Highlights

**Board of Water Supply
Operating Budget
Fiscal Year 2020**

FO - Field Operations

5550 - District Services

Section's Activity

Account	FY2018 Actual	FY2018 Adopted Budget	FY2019 Adopted Budget	FY2020 Proposed Budget	Change
4120 - Overtime	0	0	0	0	0
Personnel Services	0	0	0	0	0
4160 - Meals; Mileage & Uniform Allowances	172	0	0	0	0
4250 - Other Contractual Services	772	0	0	0	0
4460 - Other Materials & Supplies	71	0	0	0	0
Materials, Supplies and Services	1,014	0	0	0	0
Total District Services	1,014	0	0	0	0

Budget Highlights

**Board of Water Supply
Operating Budget
Fiscal Year 2020**

FO - Field Operations

5551 - Service Connections

Section's Activity

Service Connections installs new service connections and meters; and maintains, repairs, and renews service connections.

Account	FY2018 Actual	FY2018 Adopted Budget	FY2019 Adopted Budget	FY2020 Proposed Budget	Change
4110 - Salaries & Wages	183,060	418,700	383,900	0	(383,900)
4120 - Overtime	23,356	84,000	48,000	0	(48,000)
4130 - Miscellaneous (Payroll)	67,002	62,000	67,000	0	(67,000)
Personnel Services	273,419	564,700	498,900	0	(498,900)
4160 - Meals; Mileage & Uniform Allowances	1,883	6,000	4,000	0	(4,000)
Materials, Supplies and Services	1,883	6,000	4,000	0	(4,000)
Total Service Connections	275,302	570,700	502,900	0	(502,900)

Budget Highlights

**Board of Water Supply
Operating Budget
Fiscal Year 2020**

CP - Capital Projects

Division/Office's Activity

The Capital Projects Division develops and directs engineering policy and programs to carry out the Department's mission, vision, goals and objectives; formulates and implements the annual Capital Improvement Program budget; develops, implements and maintains programs to address water infrastructure needs; ensures all improvements to the municipal water system are designed and constructed in compliance with the Department's standards and policies; coordinates construction schedules and requirements between operational units and external entities; and provides advisory services to other units and staff services for executive decision-making.

Account	FY2018 Actual	FY2018 Adopted Budget	FY2019 Adopted Budget	FY2020 Proposed Budget	Change
4110 - Salaries & Wages	4,393,632	4,667,400	5,511,000	5,573,900	62,900
4120 - Overtime	360,839	435,100	490,100	490,100	0
4130 - Miscellaneous (Payroll)	3,253	494,000	214,000	317,300	103,300
Personnel Services	4,757,725	5,596,500	6,215,100	6,381,300	166,200
4160 - Meals; Mileage & Uniform Allowances	20,309	23,300	22,500	24,300	1,800
4250 - Other Contractual Services	242,851	900,000	895,600	917,200	21,600
4260 - Advertising & Publication of Notices	972	5,000	5,000	5,000	0
4270 - Professional Services	1,300	0	0	0	0
4430 - Miscellaneous Supplies	4,886	8,400	3,000	3,000	0
4460 - Other Materials & Supplies	8,351	8,500	36,800	41,600	4,800
4500 - Education and Training	5,194	23,800	25,250	43,100	17,850
4720 - Conference Travel & Expenses	9,759	18,000	21,400	22,000	600
4815 - Repair & Maint - Equipment	4,008	5,000	5,300	5,300	0
4910 - Miscellaneous Fees & Registration	179	23,000	850	1,050	200
8050 - Equipment (under \$5,000)	17,074	8,200	6,200	6,150	(50)
Materials, Supplies and Services	314,883	1,023,200	1,021,900	1,068,700	46,800
1270 - General Plant & Equip (over \$5,000)	18,164	21,000	113,000	81,000	(32,000)
Equipment	18,164	21,000	113,000	81,000	(32,000)
Total CP - Capital Projects	5,090,772	6,640,700	7,350,000	7,531,000	181,000

Notes

**Board of Water Supply
Operating Budget
Fiscal Year 2020**

CP - Capital Projects

5565 - Administration

Section's Activity

Engineering Administration develops and directs programs involving the planning, design, inspection and execution of all projects that are incorporated into the public water system

Account	FY2018 Actual	FY2018 Adopted Budget	FY2019 Adopted Budget	FY2020 Proposed Budget	Change
4110 - Salaries & Wages	402,568	526,400	523,800	568,300	44,500
4130 - Miscellaneous (Payroll)	300	56,100	0	300	300
Personnel Services	402,868	582,500	523,800	568,600	44,800
4160 - Meals; Mileage & Uniform Allowances	0	0	200	0	(200)
4250 - Other Contractual Services	22,257	600,000	609,600	619,200	9,600
4260 - Advertising & Publication of Notices	632	5,000	5,000	5,000	0
4270 - Professional Services	0	0	0	0	0
4430 - Miscellaneous Supplies	3,062	2,500	2,500	2,500	0
4460 - Other Materials & Supplies	124	0	23,500	23,500	0
4500 - Education and Training	307	3,400	4,650	4,650	0
4720 - Conference Travel & Expenses	3,011	4,800	5,000	2,300	(2,700)
4815 - Repair & Maint - Equipment	0	1,000	1,000	1,000	0
4910 - Miscellaneous Fees & Registration	99	22,500	350	550	200
8050 - Equipment (under \$5,000)	12,105	0	0	500	500
Materials, Supplies and Services	41,597	639,200	651,800	659,200	7,400
1270 - General Plant & Equip (over \$5,000)	0	0	8,000	8,000	0
Equipment	0	0	8,000	8,000	0
Total Administration	444,465	1,221,700	1,183,600	1,235,800	52,200

Budget Highlights

**Board of Water Supply
Operating Budget
Fiscal Year 2020**

CP - Capital Projects

5570 - Design & Plans Review

Section's Activity

The Design and Plans Review Branch formulates design and construction projects to address the needs of the Department; prepares and reviews plans, specifications, and cost estimates; coordinates and secures all necessary project approvals, permits and clearances for modifications or extensions to the municipal water system; and reviews all public and private construction plans for conformance with the Department's standards and policies and approved water master plans

Account	FY2018 Actual	FY2018 Adopted Budget	FY2019 Adopted Budget	FY2020 Proposed Budget	Change
4110 - Salaries & Wages	857,354	871,800	1,097,300	1,089,800	(7,500)
4120 - Overtime	64,356	90,000	72,000	72,000	0
4130 - Miscellaneous (Payroll)	0	60,000	14,000	4,000	(10,000)
Personnel Services	921,710	1,021,800	1,183,300	1,165,800	(17,500)
4160 - Meals; Mileage & Uniform Allowances	1,251	4,000	2,000	2,000	0
4250 - Other Contractual Services	800	0	0	0	0
4270 - Professional Services	1,300	0	0	0	0
4430 - Miscellaneous Supplies	105	0	0	0	0
4460 - Other Materials & Supplies	2,106	2,000	2,000	2,000	0
4500 - Education and Training	2,862	6,200	7,500	7,500	0
4720 - Conference Travel & Expenses	1,782	2,800	3,800	3,600	(200)
8050 - Equipment (under \$5,000)	0	5,800	3,000	1,400	(1,600)
Materials, Supplies and Services	10,207	20,800	18,300	16,500	(1,800)
1270 - General Plant & Equip (over \$5,000)	0	0	32,000	0	(32,000)
Equipment	0	0	32,000	0	(32,000)
Total Design & Plans Review	931,916	1,042,600	1,233,600	1,182,300	(51,300)

Budget Highlights

**Board of Water Supply
Operating Budget
Fiscal Year 2020**

CP - Capital Projects

5575 - Construction

Section's Activity

The Construction Branch administers the Department's construction contracts; plans and coordinates construction schedules; oversees all construction activities associated with projects that impact BWS facilities and assets; and ensures all construction, whether by the BWS or by other public and private interests, is completed in accordance with approved construction and accepted engineering practices in accordance with the Department's standards and policies, and approved construction plans and specifications

Account	FY2018 Actual	FY2018 Adopted Budget	FY2019 Adopted Budget	FY2020 Proposed Budget	Change
4110 - Salaries & Wages	2,036,746	2,020,400	2,440,800	2,503,400	62,600
4120 - Overtime	294,539	340,000	413,000	413,000	0
4130 - Miscellaneous (Payroll)	2,953	317,100	200,000	305,000	105,000
Personnel Services	2,334,238	2,677,500	3,053,800	3,221,400	167,600
4160 - Meals; Mileage & Uniform Allowances	19,018	19,000	20,000	22,000	2,000
4250 - Other Contractual Services	22,951	30,000	24,000	30,000	6,000
4430 - Miscellaneous Supplies	0	500	500	500	0
4460 - Other Materials & Supplies	4,510	6,500	6,500	6,500	0
4500 - Education and Training	35	6,400	6,800	24,050	17,250
4720 - Conference Travel & Expenses	3,013	7,200	7,600	9,200	1,600
4910 - Miscellaneous Fees & Registration	80	500	500	500	0
8050 - Equipment (under \$5,000)	0	0	0	1,500	1,500
Materials, Supplies and Services	49,607	70,100	65,900	94,250	28,350
1270 - General Plant & Equip (over \$5,000)	0	0	24,000	24,000	0
Equipment	0	0	24,000	24,000	0
Total Construction	2,383,845	2,747,600	3,143,700	3,339,650	195,950

Budget Highlights

**Board of Water Supply
Operating Budget
Fiscal Year 2020**

CP - Capital Projects

5580 - Support

Section's Activity

The Engineering Support Branch formulates the Department's annual Capital Improvement Program budget; prepares and administers agreements with public agencies and private developers; prepares and reviews plans, specifications, cost estimates and other necessary documents, and coordinates and secures all necessary project approvals, permits and clearances for the Department's facility repair and replacement construction projects; develops and implements programs for facility renovations, asset replacement, and fire protection improvement; provides technical research, assistance, expertise and advice throughout the Department; and develops and maintains the Department's water system standards and conducts research and product trials to evaluate new materials and equipment.

Account	FY2018 Actual	FY2018 Adopted Budget	FY2019 Adopted Budget	FY2020 Proposed Budget	Change
4110 - Salaries & Wages	545,185	664,500	746,200	732,600	(13,600)
4120 - Overtime	1,542	3,000	3,000	3,000	0
4130 - Miscellaneous (Payroll)	0	26,500	0	4,000	4,000
Personnel Services	546,727	694,000	749,200	739,600	(9,600)
4160 - Meals; Mileage & Uniform Allowances	30	100	100	100	0
4250 - Other Contractual Services	17,600	10,000	12,000	18,000	6,000
4430 - Miscellaneous Supplies	1,615	4,200	0	0	0
4460 - Other Materials & Supplies	1,001	0	3,600	3,600	0
4500 - Education and Training	1,484	6,000	4,500	4,500	0
4720 - Conference Travel & Expenses	1,052	600	2,500	2,300	(200)
4815 - Repair & Maint - Equipment	4,008	4,000	4,300	4,300	0
8050 - Equipment (under \$5,000)	0	1,400	2,200	1,250	(950)
Materials, Supplies and Services	26,790	26,300	29,200	34,050	4,850
1270 - General Plant & Equip (over \$5,000)	0	0	24,000	24,000	0
Equipment	0	0	24,000	24,000	0
Total Support	573,516	720,300	802,400	797,650	(4,750)

Budget Highlights

**Board of Water Supply
Operating Budget
Fiscal Year 2020**

CP - Capital Projects

5582 - Mechanical and Electrical

Section's Activity

The Mechanical and Electrical Engineering Branch oversees the design and installation of mechanical and electrical equipment and systems throughout the municipal water system; prepares plans, specifications, and cost estimates and coordinates and secures all necessary project approvals, permits and clearances for the construction of electrical and mechanical system installations and pump and motor repairs, renewals and replacement work in accordance with the Department's requirements; provides technical assistance and conducts field inspections, troubleshooting, pilot testing, and final acceptance inspections of mechanical and electrical components; monitors, evaluates, incorporates, and optimizes BWS equipment standards; and provides technical assistance, expertise, and advice on daily operation of pump and power facilities, equipment renewal and upgrade programs, continuity of service, and maintenance.

Account	FY2018 Actual	FY2018 Adopted Budget	FY2019 Adopted Budget	FY2020 Proposed Budget	Change
4110 - Salaries & Wages	551,780	584,300	702,900	679,800	(23,100)
4120 - Overtime	403	2,100	2,100	2,100	0
4130 - Miscellaneous (Payroll)	0	34,300	0	4,000	4,000
Personnel Services	552,182	620,700	705,000	685,900	(19,100)
4160 - Meals; Mileage & Uniform Allowances	10	200	200	200	0
4250 - Other Contractual Services	179,243	260,000	250,000	250,000	0
4260 - Advertising & Publication of Notices	340	0	0	0	0
4430 - Miscellaneous Supplies	105	1,200	0	0	0
4460 - Other Materials & Supplies	609	0	1,200	6,000	4,800
4500 - Education and Training	506	1,800	1,800	2,400	600
4720 - Conference Travel & Expenses	900	2,600	2,500	4,600	2,100
8050 - Equipment (under \$5,000)	4,969	1,000	1,000	1,500	500
Materials, Supplies and Services	186,683	266,800	256,700	264,700	8,000
1270 - General Plant & Equip (over \$5,000)	18,164	21,000	25,000	25,000	0
Equipment	18,164	21,000	25,000	25,000	0
Total Mechanical and Electrical	757,029	908,500	986,700	975,600	(11,100)

Budget Highlights

**Board of Water Supply
Operating Budget
Fiscal Year 2020**

WSO - Water System Operations

Division/Office's Activity

The Water System Operations Division is responsible for the operations and maintenance of pumping and water treatment plant equipment, plant facilities, and communications and electronic control systems. It maintains a 24-hour watch over the department's island-wide water systems and departmental electrical and emergency power supply systems. The unit also purchases, maintains, and repairs the department's vehicles and construction equipment.

Account	FY2018 Actual	FY2018 Adopted Budget	FY2019 Adopted Budget	FY2020 Proposed Budget	Change
4110 - Salaries & Wages	5,018,269	5,648,200	6,174,000	6,169,700	(4,300)
4120 - Overtime	665,041	579,200	650,000	697,000	47,000
4130 - Miscellaneous (Payroll)	83,363	105,800	141,300	57,800	(83,500)
Personnel Services	5,766,673	6,333,200	6,965,300	6,924,500	(40,800)
4160 - Meals; Mileage & Uniform Allowances	31,681	35,350	35,350	40,200	4,850
4250 - Other Contractual Services	228,814	312,500	312,500	635,900	323,400
4251 - Software Licenses and Maintenance	2,743	50,000	19,000	19,000	0
4267 - Printed forms	328	100	100	300	200
4270 - Professional Services	359,717	720,000	150,000	1,200,000	1,050,000
4280 - Refuse Collection & Disposal	173	0	0	0	0
4410 - Gasoline	594,614	823,200	803,200	803,200	0
4430 - Miscellaneous Supplies	9,904	9,300	33,800	18,400	(15,400)
4440 - Motor Vehicle Parts & Accessories	431,593	452,000	452,000	452,000	0
4460 - Other Materials & Supplies	1,617,132	2,860,900	2,735,200	2,743,400	8,200
4470 - Parts and Accessories	869,828	651,400	631,400	732,000	100,600
4480 - Postage	140	0	0	0	0
4500 - Education and Training	42,093	50,900	50,900	54,750	3,850
4670 - Telemetering	307,142	240,000	240,000	240,000	0
4720 - Conference Travel & Expenses	5,059	14,100	14,400	17,200	2,800
4805 - Repair & Maint - Structures	37,289	52,000	40,000	40,000	0
4815 - Repair & Maint - Equipment	1,483,370	1,397,800	1,407,200	1,352,200	(55,000)
4910 - Miscellaneous Fees & Registration	15,293	6,500	3,500	3,500	0
8050 - Equipment (under \$5,000)	294,389	842,200	667,000	661,700	(5,300)
Materials, Supplies and Services	6,331,300	8,518,250	7,595,550	9,013,750	1,418,200
1270 - General Plant & Equip (over \$5,000)	3,939,240	4,772,800	4,121,500	6,012,800	1,891,300
Equipment	3,939,240	4,772,800	4,121,500	6,012,800	1,891,300
Total WSO - Water System Operations	16,037,213	19,624,250	18,682,350	21,951,050	3,268,700

Notes

**Board of Water Supply
Operating Budget
Fiscal Year 2020**

WSO - Water System Operations

5600 - Operations Administration

Section's Activity

Administers the affairs of the Water System Operations Division; provides engineering and clerical support to sections within the unit.

Account	FY2018 Actual	FY2018 Adopted Budget	FY2019 Adopted Budget	FY2020 Proposed Budget	Change
4110 - Salaries & Wages	382,008	378,500	452,200	434,300	(17,900)
4120 - Overtime	47,588	7,200	20,000	28,000	8,000
4130 - Miscellaneous (Payroll)	0	15,300	600	600	0
Personnel Services	429,596	401,000	472,800	462,900	(9,900)
4160 - Meals; Mileage & Uniform Allowances	916	600	600	800	200
4250 - Other Contractual Services	15,363	18,000	24,000	36,000	12,000
4251 - Software Licenses and Maintenance	0	46,000	15,000	15,000	0
4270 - Professional Services	359,717	720,000	150,000	1,200,000	1,050,000
4430 - Miscellaneous Supplies	7,806	4,800	4,800	6,000	1,200
4460 - Other Materials & Supplies	17,297	0	0	0	0
4500 - Education and Training	1,423	1,700	1,700	1,700	0
4720 - Conference Travel & Expenses	3,411	2,900	3,200	2,800	(400)
4910 - Miscellaneous Fees & Registration	523	600	600	600	0
8050 - Equipment (under \$5,000)	0	0	0	0	0
Materials, Supplies and Services	406,456	794,600	199,900	1,262,900	1,063,000
Total Operations Administration	836,052	1,195,600	672,700	1,725,800	1,053,100

Budget Highlights

**Board of Water Supply
Operating Budget
Fiscal Year 2020**

WSO - Water System Operations

5610 - Plant Operations

Section's Activity

The Pumps Section operates, maintains, repairs and installs equipment of the pumping systems consisting of electrical pumping plants, booster pumping stations, water treatment plants, hydraulic turbine pumping units, water treatment stations, reservoirs, reservoir altitude valves, in-line check and hydraulically-operated butterfly valves and pressure-regulating valves, aerators, meters and gauges, repair shops, buildings and structures, air conditioners, exhaust blowers and fans, auxiliary pumping and water treatment equipment; regulates the water supply within the water distribution systems through the use of a variety of mechanically and electrically-operated supervisory controls; operates the department's after-hour control center; maintains a 24-hour watch over department's island-wide water system.

Account	FY2018 Actual	FY2018 Adopted Budget	FY2019 Adopted Budget	FY2020 Proposed Budget	Change
4110 - Salaries & Wages	331,336	208,700	261,500	256,100	(5,400)
4120 - Overtime	25,773	9,000	9,000	14,000	5,000
4130 - Miscellaneous (Payroll)	26,378	1,200	27,200	1,200	(26,000)
Personnel Services	383,488	218,900	297,700	271,300	(26,400)
4160 - Meals; Mileage & Uniform Allowances	959	300	300	700	400
4250 - Other Contractual Services	38,472	4,800	4,800	12,000	7,200
4251 - Software Licenses and Maintenance	0	0	0	0	0
4430 - Miscellaneous Supplies	1,300	2,500	27,000	11,000	(16,000)
4460 - Other Materials & Supplies	1,411,675	2,573,000	2,433,400	2,465,400	32,000
4470 - Parts and Accessories	23,145	0	0	0	0
4500 - Education and Training	5,700	1,600	1,600	4,800	3,200
4720 - Conference Travel & Expenses	1,648	1,200	1,200	5,600	4,400
4805 - Repair & Maint - Structures	37,289	48,000	36,000	36,000	0
4815 - Repair & Maint - Equipment	1,168,351	821,800	864,200	838,200	(26,000)
4910 - Miscellaneous Fees & Registration	12,629	3,000	0	0	0
8050 - Equipment (under \$5,000)	15,933	52,000	24,000	25,000	1,000
Materials, Supplies and Services	2,717,099	3,508,200	3,392,500	3,398,700	6,200
1270 - General Plant & Equip (over \$5,000)	0	100,000	10,000	40,000	30,000
Equipment	0	100,000	10,000	40,000	30,000
Total Plant Operations	3,100,586	3,827,100	3,700,200	3,710,000	9,800

Budget Highlights

**Board of Water Supply
Operating Budget
Fiscal Year 2020**

WSO - Water System Operations

5611 - District 1 Leeward West Section

Section's Activity

District 1 consists of the stations on the leeward side of the island from Waipahu to Makaha. Granular activated carbon filtration plants are located at Hoaeae Wells; Waipahu Wells I, II, III, and IV; Kunia Wells I and II; and Waipio Heights Wells III.

Account	FY2018 Actual	FY2018 Adopted Budget	FY2019 Adopted Budget	FY2020 Proposed Budget	Change
4110 - Salaries & Wages	405,908	522,500	556,900	603,100	46,200
4120 - Overtime	73,942	144,000	144,000	138,000	(6,000)
4130 - Miscellaneous (Payroll)	6,000	6,000	13,000	6,000	(7,000)
Personnel Services	485,850	672,500	713,900	747,100	33,200
4160 - Meals; Mileage & Uniform Allowances	4,019	7,000	7,000	7,000	0
4460 - Other Materials & Supplies	20,196	34,000	36,000	36,000	0
4470 - Parts and Accessories	144,122	212,400	142,000	142,000	0
4500 - Education and Training	7,791	4,800	4,800	4,900	100
4720 - Conference Travel & Expenses	0	1,200	1,200	900	(300)
4815 - Repair & Maint - Equipment	0	12,000	12,000	12,000	0
8050 - Equipment (under \$5,000)	64	87,000	59,000	50,000	(9,000)
Materials, Supplies and Services	176,193	358,400	262,000	252,800	(9,200)
1270 - General Plant & Equip (over \$5,000)	20,748	120,000	60,000	30,000	(30,000)
Equipment	20,748	120,000	60,000	30,000	(30,000)
Total District 1 Leeward West Section	682,791	1,150,900	1,035,900	1,029,900	(6,000)

Budget Highlights

**Board of Water Supply
Operating Budget
Fiscal Year 2020**

WSO - Water System Operations

5612 - District 2 Central/Windward Section

Section's Activity

District 2 consists of the stations on the windward, central, and north shore areas of the island from Waimanalo to Kahuku to Mokuieia to Mililani. Granular activated carbon filtration plants are located at Waialua Wells; Haleiwa Wells; and Mililani Wells I and III.

Account	FY2018 Actual	FY2018 Adopted Budget	FY2019 Adopted Budget	FY2020 Proposed Budget	Change
4110 - Salaries & Wages	474,061	585,100	648,800	686,000	37,200
4120 - Overtime	187,268	90,000	120,000	136,000	16,000
4130 - Miscellaneous (Payroll)	7,000	31,600	13,000	6,000	(7,000)
Personnel Services	668,329	706,700	781,800	828,000	46,200
4160 - Meals; Mileage & Uniform Allowances	8,976	6,100	6,100	8,400	2,300
4460 - Other Materials & Supplies	7,638	38,000	43,500	33,300	(10,200)
4470 - Parts and Accessories	158,319	72,000	92,200	113,000	20,800
4500 - Education and Training	6,877	4,800	4,800	4,900	100
4720 - Conference Travel & Expenses	0	1,200	1,200	900	(300)
4815 - Repair & Maint - Equipment	4,230	37,000	20,000	52,000	32,000
8050 - Equipment (under \$5,000)	35,330	65,300	67,000	74,000	7,000
Materials, Supplies and Services	221,370	224,400	234,800	286,500	51,700
1270 - General Plant & Equip (over \$5,000)	7,348	10,000	0	0	0
Equipment	7,348	10,000	0	0	0
Total District 2 Central/Windward Section	897,047	941,100	1,016,600	1,114,500	97,900

Budget Highlights

**Board of Water Supply
Operating Budget
Fiscal Year 2020**

WSO - Water System Operations

5613 - District 3 Metropolitan Section

Section's Activity

District 3 consists of the stations in Metropolitan Honolulu from Kalihi to Makapuu.

Account	FY2018 Actual	FY2018 Adopted Budget	FY2019 Adopted Budget	FY2020 Proposed Budget	Change
4110 - Salaries & Wages	476,054	496,000	611,200	594,000	(17,200)
4120 - Overtime	108,416	60,000	80,000	110,000	30,000
4130 - Miscellaneous (Payroll)	8,552	6,000	12,000	6,000	(6,000)
Personnel Services	593,021	562,000	703,200	710,000	6,800
4160 - Meals; Mileage & Uniform Allowances	4,999	3,300	3,300	6,000	2,700
4440 - Motor Vehicle Parts & Accessories	418	0	0	0	0
4460 - Other Materials & Supplies	17,958	17,900	17,900	18,900	1,000
4470 - Parts and Accessories	126,724	100,000	103,000	133,000	30,000
4500 - Education and Training	5,517	4,800	4,800	4,900	100
4720 - Conference Travel & Expenses	0	1,200	1,200	900	(300)
4815 - Repair & Maint - Equipment	6,046	12,000	12,000	16,000	4,000
8050 - Equipment (under \$5,000)	51,587	37,200	55,200	57,500	2,300
Materials, Supplies and Services	213,251	176,400	197,400	237,200	39,800
1270 - General Plant & Equip (over \$5,000)	35,173	30,000	50,000	70,000	20,000
Equipment	35,173	30,000	50,000	70,000	20,000
Total District 3 Metropolitan Section	841,445	768,400	950,600	1,017,200	66,600

Budget Highlights

**Board of Water Supply
Operating Budget
Fiscal Year 2020**

WSO - Water System Operations

5614 - District 4 Leeward East Section

Section's Activity

District 4 consists of the stations from Kalihi to Pearl City.

Account	FY2018 Actual	FY2018 Adopted Budget	FY2019 Adopted Budget	FY2020 Proposed Budget	Change
4110 - Salaries & Wages	414,284	593,400	669,700	730,400	60,700
4120 - Overtime	35,127	40,000	60,000	75,000	15,000
4130 - Miscellaneous (Payroll)	6,000	4,800	12,800	6,000	(6,800)
Personnel Services	455,411	638,200	742,500	811,400	68,900
4160 - Meals; Mileage & Uniform Allowances	2,735	5,650	5,650	5,500	(150)
4460 - Other Materials & Supplies	6,192	20,100	22,500	19,300	(3,200)
4470 - Parts and Accessories	185,210	70,000	87,200	137,000	49,800
4500 - Education and Training	8,094	4,800	4,800	4,900	100
4720 - Conference Travel & Expenses	0	1,200	1,200	900	(300)
4815 - Repair & Maint - Equipment	3,485	12,000	12,000	12,000	0
8050 - Equipment (under \$5,000)	16,721	80,500	64,300	78,500	14,200
Materials, Supplies and Services	222,437	194,250	197,650	258,100	60,450
1270 - General Plant & Equip (over \$5,000)	7,348	0	0	0	0
Equipment	7,348	0	0	0	0
Total District 4 Leeward East Section	685,196	832,450	940,150	1,069,500	129,350

Budget Highlights

**Board of Water Supply
Operating Budget
Fiscal Year 2020**

WSO - Water System Operations

5615 - Control Center

Section's Activity

Operates the department's island-wide water system on a 24/7 basis. Is responsible for maintaining proper system pressure and levels to meet the needs of our customers. Due to its round-the-clock operation, the Control Center has the responsibility of being the point of contact for the public outside of BWS regular working hours.

Account	FY2018 Actual	FY2018 Adopted Budget	FY2019 Adopted Budget	FY2020 Proposed Budget	Change
4110 - Salaries & Wages	557,903	631,800	674,400	720,400	46,000
4120 - Overtime	142,218	120,000	120,000	120,000	0
4130 - Miscellaneous (Payroll)	5,000	4,000	9,000	2,000	(7,000)
Personnel Services	705,122	755,800	803,400	842,400	39,000
4160 - Meals; Mileage & Uniform Allowances	6,369	6,000	6,000	6,000	0
4460 - Other Materials & Supplies	0	0	0	0	0
4500 - Education and Training	401	4,800	4,800	4,900	100
4720 - Conference Travel & Expenses	0	1,200	1,200	1,800	600
8050 - Equipment (under \$5,000)	0	1,800	3,300	35,300	32,000
Materials, Supplies and Services	6,770	13,800	15,300	48,000	32,700
Total Control Center	711,891	769,600	818,700	890,400	71,700

Budget Highlights

**Board of Water Supply
Operating Budget
Fiscal Year 2020**

WSO - Water System Operations

5616 - Technical Services

Section's Activity

The Pumps and Technical Services Section operates, maintains, repairs, and installs air conditioners, exhaust blowers, fans, and electrical power at Beretania and the five outlying base yards; and maintains flow tubes.

Account	FY2018 Actual	FY2018 Adopted Budget	FY2019 Adopted Budget	FY2020 Proposed Budget	Change
4110 - Salaries & Wages	293,937	394,600	406,500	435,900	29,400
4120 - Overtime	19,247	60,000	48,000	36,000	(12,000)
4130 - Miscellaneous (Payroll)	5,000	4,800	9,800	6,000	(3,800)
Personnel Services	318,183	459,400	464,300	477,900	13,600
4160 - Meals; Mileage & Uniform Allowances	1,236	2,600	2,600	3,000	400
4250 - Other Contractual Services	1,034	0	0	0	0
4460 - Other Materials & Supplies	16,892	36,000	40,000	26,000	(14,000)
4470 - Parts and Accessories	103,681	60,000	60,000	60,000	0
4500 - Education and Training	3,578	4,800	4,800	4,900	100
4720 - Conference Travel & Expenses	0	1,200	1,200	900	(300)
4815 - Repair & Maint - Equipment	3,913	36,000	18,000	16,000	(2,000)
8050 - Equipment (under \$5,000)	3,290	123,900	94,300	52,000	(42,300)
Materials, Supplies and Services	133,625	264,500	220,900	162,800	(58,100)
1270 - General Plant & Equip (over \$5,000)	0	45,000	22,000	10,000	(12,000)
Equipment	0	45,000	22,000	10,000	(12,000)
Total Technical Services	451,808	768,900	707,200	650,700	(56,500)

Budget Highlights

**Board of Water Supply
Operating Budget
Fiscal Year 2020**

WSO - Water System Operations

5620 - Telecommunications

Section's Activity

The Telecommunications Section plans, modifies, adapts, installs, operates, maintains and repairs telecommunications equipment used in radio, microwave, supervisory control and telemetry networks covering the water distribution and pumping systems of the department, and industrial electronic equipment used in the operation of electrical pumping plants and underground pipe locating devices; designs multifunction telemetry and supervisory control systems and mobile radio systems.

Account	FY2018 Actual	FY2018 Adopted Budget	FY2019 Adopted Budget	FY2020 Proposed Budget	Change
4110 - Salaries & Wages	220,794	322,600	302,600	290,400	(12,200)
4120 - Overtime	5,920	36,000	36,000	24,000	(12,000)
4130 - Miscellaneous (Payroll)	0	15,200	12,000	2,000	(10,000)
Personnel Services	226,714	373,800	350,600	316,400	(34,200)
4160 - Meals; Mileage & Uniform Allowances	714	2,000	2,000	1,000	(1,000)
4250 - Other Contractual Services	41,928	102,000	96,000	203,000	107,000
4460 - Other Materials & Supplies	926	12,000	12,000	6,000	(6,000)
4470 - Parts and Accessories	83,701	72,000	72,000	72,000	0
4500 - Education and Training	810	2,400	2,400	2,450	50
4670 - Telemetering	307,142	240,000	240,000	240,000	0
4720 - Conference Travel & Expenses	0	1,200	1,200	900	(300)
4815 - Repair & Maint - Equipment	7,332	24,000	24,000	12,000	(12,000)
8050 - Equipment (under \$5,000)	160,688	387,000	289,400	271,500	(17,900)
Materials, Supplies and Services	603,241	842,600	739,000	808,850	69,850
1270 - General Plant & Equip (over \$5,000)	295,374	303,000	303,000	313,000	10,000
Equipment	295,374	303,000	303,000	313,000	10,000
Total Telecommunications	1,125,329	1,519,400	1,392,600	1,438,250	45,650

Budget Highlights

**Board of Water Supply
Operating Budget
Fiscal Year 2020**

WSO - Water System Operations

5660 - Automotive

Section's Activity

The Automotive Section operates the maintenance and repair shops; prepares plans and specifications for the purchase of vehicles and special construction equipment; maintains and repairs vehicles, construction and special equipment; disposes of retired fleet equipment; maintains and constructs special tools and equipment; conducts research work in the automotive field.

Account	FY2018 Actual	FY2018 Adopted Budget	FY2019 Adopted Budget	FY2020 Proposed Budget	Change
4110 - Salaries & Wages	1,241,976	1,295,000	1,370,200	1,419,100	48,900
4120 - Overtime	19,543	13,000	13,000	16,000	3,000
4130 - Miscellaneous (Payroll)	19,433	16,900	31,900	22,000	(9,900)
Personnel Services	1,280,951	1,324,900	1,415,100	1,457,100	42,000
4160 - Meals; Mileage & Uniform Allowances	758	1,800	1,800	1,800	0
4250 - Other Contractual Services	130,722	187,700	187,700	184,900	(2,800)
4251 - Software Licenses and Maintenance	2,743	4,000	4,000	4,000	0
4267 - Printed forms	328	100	100	300	200
4280 - Refuse Collection & Disposal	173	0	0	0	0
4410 - Gasoline	594,614	823,200	803,200	803,200	0
4430 - Miscellaneous Supplies	657	1,200	1,200	600	(600)
4440 - Motor Vehicle Parts & Accessories	431,174	452,000	452,000	452,000	0
4460 - Other Materials & Supplies	118,358	99,900	99,900	108,500	8,600
4470 - Parts and Accessories	44,926	60,000	70,000	70,000	0
4480 - Postage	140	0	0	0	0
4500 - Education and Training	1,901	16,400	16,400	16,400	0
4720 - Conference Travel & Expenses	0	1,600	1,600	1,600	0
4805 - Repair & Maint - Structures	0	4,000	4,000	4,000	0
4815 - Repair & Maint - Equipment	89,455	80,000	90,000	90,000	0
4910 - Miscellaneous Fees & Registration	2,142	2,900	2,900	2,900	0
8050 - Equipment (under \$5,000)	10,776	7,500	10,500	17,900	7,400
Materials, Supplies and Services	1,428,865	1,742,300	1,745,300	1,758,100	12,800
1270 - General Plant & Equip (over \$5,000)	3,573,248	4,164,800	3,676,500	5,549,800	1,873,300
Equipment	3,573,248	4,164,800	3,676,500	5,549,800	1,873,300
Total Automotive	6,283,065	7,232,000	6,836,900	8,765,000	1,928,100

Budget Highlights

**Board of Water Supply
Operating Budget
Fiscal Year 2020**

WSO - Water System Operations

5201 - Ocean Cooling

Section's Activity

The Ocean Cooling Program is responsible under a 20-year contract, for the operation and maintenance of the seawater cooling facility at the University of Hawaii John A. Burns School of Medicine in Kakaako. The use of cold seawater for building cooling conserves potable water and energy that would otherwise be used in conventional mechanical cooling systems.

Account	FY2018 Actual	FY2018 Adopted Budget	FY2019 Adopted Budget	FY2020 Proposed Budget	Change
4110 - Salaries & Wages	220,008	220,000	220,000	0	(220,000)
Personnel Services	220,008	220,000	220,000	0	(220,000)
4250 - Other Contractual Services	1,295	0	0	200,000	200,000
4430 - Miscellaneous Supplies	141	800	800	800	0
4460 - Other Materials & Supplies	0	30,000	30,000	30,000	0
4470 - Parts and Accessories	0	5,000	5,000	5,000	0
4815 - Repair & Maint - Equipment	200,557	363,000	355,000	304,000	(51,000)
Materials, Supplies and Services	201,993	398,800	390,800	539,800	149,000
Total Ocean Cooling	422,001	618,800	610,800	539,800	(71,000)

Budget Highlights

**Board of Water Supply
Operating Budget
Fiscal Year 2020**

IT - Information Technology

Division/Office's Activity

The Information Technology Division designs, develops, maintains, and supports BWS databases; software systems; server/workstation/mobile hardware and software; wired/wireless networks, voice/video and call center systems.

Account	FY2018 Actual	FY2018 Adopted Budget	FY2019 Adopted Budget	FY2020 Proposed Budget	Change
4110 - Salaries & Wages	2,876,769	3,031,400	3,629,400	3,469,500	(159,900)
4120 - Overtime	169,830	254,500	218,400	199,000	(19,400)
4130 - Miscellaneous (Payroll)	652	43,800	12,000	12,000	0
Personnel Services	3,047,251	3,329,700	3,859,800	3,680,500	(179,300)
4160 - Meals; Mileage & Uniform Allowances	831	3,600	3,600	3,800	200
4250 - Other Contractual Services	4,415,692	5,287,900	7,024,937	7,383,065	358,128
4251 - Software Licenses and Maintenance	1,919,866	2,223,648	2,208,360	2,483,343	274,983
4255 - Other Services	0	0	0	0	0
4265 - Printing	0	0	0	5,000	5,000
4270 - Professional Services	5,115	0	0	0	0
4430 - Miscellaneous Supplies	11,770	5,000	4,150	3,900	(250)
4460 - Other Materials & Supplies	96,738	114,300	122,800	127,800	5,000
4470 - Parts and Accessories	17,883	24,000	12,500	12,000	(500)
4480 - Postage	444,028	700,000	711,275	710,000	(1,275)
4500 - Education and Training	84,346	157,600	139,600	135,895	(3,705)
4650 - Security Camera - Cable Line Services	9,631	0	0	0	0
4720 - Conference Travel & Expenses	43,074	76,600	83,360	88,460	5,100
4815 - Repair & Maint - Equipment	252,625	267,450	263,850	343,650	79,800
4910 - Miscellaneous Fees & Registration	60,901	500	620	620	0
8050 - Equipment (under \$5,000)	526,922	633,720	1,414,575	785,700	(628,875)
Materials, Supplies and Services	7,889,422	9,494,318	11,989,627	12,083,233	93,606
1270 - General Plant & Equip (over \$5,000)	242,962	350,000	371,000	415,000	44,000
Equipment	242,962	350,000	371,000	415,000	44,000
Total IT - Information Technology	11,179,635	13,174,018	16,220,427	16,178,733	(41,694)

Notes

**Board of Water Supply
Operating Budget
Fiscal Year 2020**

IT - Information Technology

5805 - IT Administration

Section's Activity

The Administration Section provides strategic planning, technology management, policy direction, cyber security program management and administrative support services for the Information Technology Division

Account	FY2018 Actual	FY2018 Adopted Budget	FY2019 Adopted Budget	FY2020 Proposed Budget	Change
4110 - Salaries & Wages	338,182	391,400	403,900	379,200	(24,700)
4120 - Overtime	0	0	0	0	0
Personnel Services	338,182	391,400	403,900	379,200	(24,700)
4160 - Meals; Mileage & Uniform Allowances	34	0	0	200	200
4250 - Other Contractual Services	28,227	475,000	455,000	275,000	(180,000)
4430 - Miscellaneous Supplies	482	1,200	1,200	1,200	0
4460 - Other Materials & Supplies	9,693	3,600	3,600	3,600	0
4500 - Education and Training	1,452	1,600	1,600	1,500	(100)
4720 - Conference Travel & Expenses	12,680	18,500	15,900	16,900	1,000
4910 - Miscellaneous Fees & Registration	60,901	500	620	620	0
8050 - Equipment (under \$5,000)	6,050	0	5,000	5,000	0
Materials, Supplies and Services	119,518	500,400	482,920	304,020	(178,900)
Total IT Administration	457,700	891,800	886,820	683,220	(203,600)

Budget Highlights

**Board of Water Supply
Operating Budget
Fiscal Year 2020**

IT - Information Technology

5820 - Application Systems Development

Section's Activity

The Application Systems Development Section is responsible for providing application and data management services for all enterprise systems of the department including, customer information system, water and sewer billings, financial/HR (payroll, accounts payable and cost accounting, time tracking, etc.), laboratory information, asset maintenance and workforce management

Account	FY2018 Actual	FY2018 Adopted Budget	FY2019 Adopted Budget	FY2020 Proposed Budget	Change
4110 - Salaries & Wages	739,926	907,200	1,009,300	901,500	(107,800)
4120 - Overtime	107,798	172,500	142,400	140,000	(2,400)
4130 - Miscellaneous (Payroll)	0	24,000	12,000	12,000	0
Personnel Services	847,725	1,103,700	1,163,700	1,053,500	(110,200)
4160 - Meals; Mileage & Uniform Allowances	156	3,600	3,600	3,600	0
4250 - Other Contractual Services	1,381,548	1,900,800	3,571,000	3,239,000	(332,000)
4251 - Software Licenses and Maintenance	894,351	1,130,000	1,166,500	1,352,588	186,088
4430 - Miscellaneous Supplies	61	1,200	1,200	1,200	0
4460 - Other Materials & Supplies	879	0	0	0	0
4500 - Education and Training	26,032	88,300	63,300	56,800	(6,500)
4720 - Conference Travel & Expenses	10,138	13,100	24,600	27,900	3,300
Materials, Supplies and Services	2,313,165	3,137,000	4,830,200	4,681,088	(149,112)
Total Application Systems Development	3,160,890	4,240,700	5,993,900	5,734,588	(259,312)

Budget Highlights

**Board of Water Supply
Operating Budget
Fiscal Year 2020**

IT - Information Technology

5835 - Technical Projects

Section's Activity

The Technical Engineering Projects (TEP) Branch plans, designs, installs, implements, manages, maintains and supports Board of Water Supply (BWS) Geographic Information System and spatial database. TEP also manages and maintains the BWS hydraulic models for currency and accuracy, in conjunction with Water Resources.

Account	FY2018 Actual	FY2018 Adopted Budget	FY2019 Adopted Budget	FY2020 Proposed Budget	Change
4110 - Salaries & Wages	645,661	654,000	931,200	858,800	(72,400)
4120 - Overtime	1,394	4,000	4,000	4,000	0
4130 - Miscellaneous (Payroll)	0	19,800	0	0	0
Personnel Services	647,054	677,800	935,200	862,800	(72,400)
4160 - Meals; Mileage & Uniform Allowances	40	0	0	0	0
4250 - Other Contractual Services	491,730	550,000	510,000	516,000	6,000
4251 - Software Licenses and Maintenance	200,609	236,900	240,825	227,124	(13,701)
4255 - Other Services	0	0	0	0	0
4265 - Printing	0	0	0	5,000	5,000
4430 - Miscellaneous Supplies	116	500	500	500	0
4460 - Other Materials & Supplies	677	1,200	1,200	1,200	0
4500 - Education and Training	3,898	15,000	12,000	35,000	23,000
4720 - Conference Travel & Expenses	9,422	27,500	25,360	25,360	0
4815 - Repair & Maint - Equipment	0	4,600	4,600	3,400	(1,200)
8050 - Equipment (under \$5,000)	3,818	3,300	3,300	3,300	0
Materials, Supplies and Services	710,310	839,000	797,785	816,884	19,099
1270 - General Plant & Equip (over \$5,000)	22,126	15,000	15,000	15,000	0
Equipment	22,126	15,000	15,000	15,000	0
Total Technical Engineering Projects	1,379,491	1,531,800	1,747,985	1,694,684	(53,301)

Budget Highlights

**Board of Water Supply
Operating Budget
Fiscal Year 2020**

IT - Information Technology

5830 - Computer Operations

Section's Activity

The Operations Support Branch is responsible for planning, scheduling, administrating and coordinating the department's network and computer services operations (machine processing), and infrastructure operations, update and maintenance. Included in this is wired, wireless network devices/services, servers, workstations and mobile devices, cloud based services, etc.

Account	FY2018 Actual	FY2018 Adopted Budget	FY2019 Adopted Budget	FY2020 Proposed Budget	Change
4110 - Salaries & Wages	1,153,000	1,078,800	1,285,000	1,330,000	45,000
4120 - Overtime	60,638	78,000	72,000	55,000	(17,000)
4130 - Miscellaneous (Payroll)	652	0	0	0	0
Personnel Services	1,214,289	1,156,800	1,357,000	1,385,000	28,000
4160 - Meals; Mileage & Uniform Allowances	601	0	0	0	0
4250 - Other Contractual Services	2,514,187	2,362,100	2,488,937	3,353,065	864,128
4251 - Software Licenses and Maintenance	824,906	856,748	801,035	903,631	102,596
4270 - Professional Services	5,115	0	0	0	0
4430 - Miscellaneous Supplies	11,111	2,100	1,250	1,000	(250)
4460 - Other Materials & Supplies	85,489	109,500	118,000	123,000	5,000
4470 - Parts and Accessories	17,883	24,000	12,500	12,000	(500)
4480 - Postage	444,028	700,000	711,275	710,000	(1,275)
4500 - Education and Training	52,965	52,700	62,700	42,595	(20,105)
4650 - Security Camera - Cable Line Services	9,631	0	0	0	0
4720 - Conference Travel & Expenses	10,834	17,500	17,500	18,300	800
4815 - Repair & Maint - Equipment	252,625	262,850	259,250	340,250	81,000
8050 - Equipment (under \$5,000)	517,055	630,420	1,406,275	777,400	(628,875)
Materials, Supplies and Services	4,746,429	5,017,918	5,878,722	6,281,241	402,519
1270 - General Plant & Equip (over \$5,000)	220,836	335,000	356,000	400,000	44,000
Equipment	220,836	335,000	356,000	400,000	44,000
Total Operations Support	6,181,554	6,509,718	7,591,722	8,066,241	474,519

Budget Highlights

**Board of Water Supply
Operating Budget
Fiscal Year 2020**

FIN - Finance

Division/Office's Activity

The Finance Division is responsible for controlling and directing the financial accounting activities of the department. Activities include conducting financial studies; administering long-term bonded debt programs and bond sales; assisting in controlling budgeted expenditures; and administering the general accounting systems including cost accounting, payroll, leave records, and accounts payable.

Account	FY2018 Actual	FY2018 Adopted Budget	FY2019 Adopted Budget	FY2020 Proposed Budget	Change
4110 - Salaries & Wages	2,169,326	2,606,900	2,780,800	2,529,000	(251,800)
4120 - Overtime	153,641	270,700	262,440	213,200	(49,240)
4130 - Miscellaneous (Payroll)	15,622	123,200	112,850	102,000	(10,850)
Personnel Services	2,338,588	3,000,800	3,156,090	2,844,200	(311,890)
4160 - Meals; Mileage & Uniform Allowances	11,973	12,800	16,450	16,300	(150)
4220 - Collection Fees	465	400	400	500	100
4250 - Other Contractual Services	8,904	9,100	37,600	13,100	(24,500)
4267 - Printed forms	2,607	3,000	9,000	5,000	(4,000)
4270 - Professional Services	1,292,569	976,500	1,761,200	1,245,700	(515,500)
4410 - Gasoline	79	0	0	0	0
4430 - Miscellaneous Supplies	13,450	11,000	16,000	16,000	0
4460 - Other Materials & Supplies	541	5,200	4,200	4,200	0
4480 - Postage	17,548	15,000	15,000	0	(15,000)
4500 - Education and Training	3,933	6,500	7,600	11,900	4,300
4720 - Conference Travel & Expenses	1,320	10,300	6,680	7,700	1,020
4815 - Repair & Maint - Equipment	5,483	4,000	4,000	6,000	2,000
4910 - Miscellaneous Fees & Registration	2,120	1,640	1,300	600	(700)
4915 - Miscellaneous Financial Expenses	685,326	937,500	701,500	931,000	229,500
8050 - Equipment (under \$5,000)	5,538	32,100	4,600	2,700	(1,900)
Materials, Supplies and Services	2,051,856	2,025,040	2,585,530	2,260,700	(324,830)
1270 - General Plant & Equip (over \$5,000)	61,978	51,000	36,000	36,000	0
Equipment	61,978	51,000	36,000	36,000	0
Total FIN - Finance	4,452,422	5,076,840	5,777,620	5,140,900	(636,720)

Notes

**Board of Water Supply
Operating Budget
Fiscal Year 2020**

FIN - Finance

5900 - Finance Administration

Section's Activity

Develop, provide and manage budget, financial and administrative support services to all levels of the department.

Account	FY2018 Actual	FY2018 Adopted Budget	FY2019 Adopted Budget	FY2020 Proposed Budget	Change
4110 - Salaries & Wages	356,140	345,600	361,500	348,000	(13,500)
4120 - Overtime	49	500	200	200	0
Personnel Services	356,189	346,100	361,700	348,200	(13,500)
4250 - Other Contractual Services	1,398	1,000	29,500	5,000	(24,500)
4270 - Professional Services	171,600	176,500	405,000	208,500	(196,500)
4430 - Miscellaneous Supplies	12,380	10,000	15,000	15,000	0
4460 - Other Materials & Supplies	243	0	0	0	0
4500 - Education and Training	3,933	3,000	3,600	5,400	1,800
4720 - Conference Travel & Expenses	1,320	7,800	3,120	3,200	80
4815 - Repair & Maint - Equipment	1,177	1,000	1,000	1,000	0
4910 - Miscellaneous Fees & Registration	1,481	320	340	400	60
4915 - Miscellaneous Financial Expenses	3,500	0	0	0	0
8050 - Equipment (under \$5,000)	1,312	2,000	0	1,000	1,000
Materials, Supplies and Services	198,344	201,620	457,560	239,500	(218,060)
1270 - General Plant & Equip (over \$5,000)	0	0	0	0	0
Equipment	0	0	0	0	0
Total Finance Administration	554,533	547,720	819,260	587,700	(231,560)

Budget Highlights

**Board of Water Supply
Operating Budget
Fiscal Year 2020**

FIN - Finance

5910 - Treasury

Section's Activity

The Treasury Section administers and manages the long term bonded debt and federal loan programs; obtains other long term and short term financing as necessary; manages the department's cash flows; and administers and oversees the management of the department's investment program.

Account	FY2018 Actual	FY2018 Adopted Budget	FY2019 Adopted Budget	FY2020 Proposed Budget	Change
4110 - Salaries & Wages	179,378	175,300	183,100	96,600	(86,500)
4120 - Overtime	0	5,000	2,000	2,000	0
4130 - Miscellaneous (Payroll)	0	0	0	0	0
Personnel Services	179,378	180,300	185,100	98,600	(86,500)
4160 - Meals; Mileage & Uniform Allowances	0	500	50	0	(50)
4270 - Professional Services	599,769	800,000	865,200	1,037,200	172,000
4460 - Other Materials & Supplies	0	200	200	200	0
4720 - Conference Travel & Expenses	0	2,000	2,000	0	(2,000)
4910 - Miscellaneous Fees & Registration	105	320	160	200	40
4915 - Miscellaneous Financial Expenses	681,826	936,000	700,000	931,000	231,000
Materials, Supplies and Services	1,281,700	1,739,020	1,567,610	1,968,600	400,990
Total Treasury	1,461,078	1,919,320	1,752,710	2,067,200	314,490

Budget Highlights

**Board of Water Supply
Operating Budget
Fiscal Year 2020**

FIN - Finance

5915 - Rev & Cust Accounting Section

Section's Activity

The Revenue and Customer Accounting Section conducts the department's billing operations and related functions which include meter reading, Pre-auditing of consumer accounts, part-rate billing, maintaining consumer records, maintaining accounts receivable and keeping special fund accounts; maintains revenue accounting and statistical reports.

Account	FY2018 Actual	FY2018 Adopted Budget	FY2019 Adopted Budget	FY2020 Proposed Budget	Change
4110 - Salaries & Wages	980,848	1,189,000	1,292,400	1,191,000	(101,400)
4120 - Overtime	150,653	245,000	245,000	200,000	(45,000)
4130 - Miscellaneous (Payroll)	2,321	0	0	0	0
Personnel Services	1,133,822	1,434,000	1,537,400	1,391,000	(146,400)
4160 - Meals; Mileage & Uniform Allowances	11,783	12,000	16,000	16,000	0
4250 - Other Contractual Services	7,506	8,100	8,100	8,100	0
4410 - Gasoline	79	0	0	0	0
4430 - Miscellaneous Supplies	1,069	1,000	1,000	1,000	0
4460 - Other Materials & Supplies	285	4,000	4,000	4,000	0
4480 - Postage	17,548	15,000	15,000	0	(15,000)
4500 - Education and Training	0	1,000	1,000	1,000	0
4815 - Repair & Maint - Equipment	4,306	3,000	3,000	5,000	2,000
8050 - Equipment (under \$5,000)	4,226	24,100	2,100	0	(2,100)
Materials, Supplies and Services	46,803	68,200	50,200	35,100	(15,100)
1270 - General Plant & Equip (over \$5,000)	61,978	51,000	36,000	36,000	0
Equipment	61,978	51,000	36,000	36,000	0
Total Rev	1,242,603	1,553,200	1,623,600	1,462,100	(161,500)

Budget Highlights

**Board of Water Supply
Operating Budget
Fiscal Year 2020**

FIN - Finance

5930 - General Accounting

Section's Activity

The General Accounting Section directs and coordinates the development, functional effectiveness and maintenance of accounting systems, records, procedures and reports to ensure the acquisition of valid and consistent data for use in planning and budgeting, performance control and evaluation, managerial decisions and reporting requirements; prepares monthly financial and statistical reports and studies; prepares payrolls and maintains leave records; audits and processes disbursement vouchers; maintains all property records and depreciation schedules; coordinates annual physical inventory of utility plant and prepares annual listing as required by City Charter; prepares and analyzes special reports and studies.

Account	FY2018 Actual	FY2018 Adopted Budget	FY2019 Adopted Budget	FY2020 Proposed Budget	Change
4110 - Salaries & Wages	508,072	604,000	630,800	629,300	(1,500)
4120 - Overtime	2,272	16,200	10,440	9,000	(1,440)
4130 - Miscellaneous (Payroll)	13,301	73,200	62,800	102,000	39,200
Personnel Services	523,645	693,400	704,040	740,300	36,260
4160 - Meals; Mileage & Uniform Allowances	171	300	300	300	0
4220 - Collection Fees	465	400	400	500	100
4267 - Printed forms	2,607	3,000	9,000	5,000	(4,000)
4460 - Other Materials & Supplies	12	0	0	0	0
4500 - Education and Training	0	500	3,000	2,500	(500)
4720 - Conference Travel & Expenses	0	500	1,560	0	(1,560)
4910 - Miscellaneous Fees & Registration	534	1,000	800	0	(800)
4915 - Miscellaneous Financial Expenses	0	1,500	1,500	0	(1,500)
8050 - Equipment (under \$5,000)	0	2,500	1,500	700	(800)
Materials, Supplies and Services	3,789	9,700	18,060	9,000	(9,060)
Total General Accounting	527,434	703,100	722,100	749,300	27,200

Budget Highlights

**Board of Water Supply
Operating Budget
Fiscal Year 2020**

FIN - Finance

5940 - Fiscal Services

Section's Activity

The Fiscal Services Branch is responsible for reporting on budgetary, encumbrance and financial activities within the department. This branch records and reconciles all contract and claims encumbrances with the City annually at fiscal year-end; controls, edits and monitors reports on encumbrances extensions, insufficient funds and accounts payable; Fiscal Services maintains and coordinates an on-line vendor table (data file) for approximately 50,000 vendors for field and central use. This branch assigns vendor codes for all payment documents for timely and accurate payment processing. The administration of the purchasing card program for the procurement of goods and services is also a part of this branch's responsibilities. Fiscal Services designs hard copy and electronic encumbrance liquidation and payment forms for departmental use and submittal to Accounts Payable.

Account	FY2018 Actual	FY2018 Adopted Budget	FY2019 Adopted Budget	FY2020 Proposed Budget	Change
4110 - Salaries & Wages	76,692	226,100	243,300	194,400	(48,900)
4120 - Overtime	64	2,000	2,800	0	(2,800)
4130 - Miscellaneous (Payroll)	0	50,000	50,000	0	(50,000)
Personnel Services	76,756	278,100	296,100	194,400	(101,700)
4160 - Meals; Mileage & Uniform Allowances	20	0	100	0	(100)
4460 - Other Materials & Supplies	0	1,000	0	0	0
4500 - Education and Training	0	0	0	3,000	3,000
4720 - Conference Travel & Expenses	0	0	0	4,500	4,500
8050 - Equipment (under \$5,000)	0	3,500	1,000	1,000	0
Materials, Supplies and Services	20	4,500	1,100	8,500	7,400
Total Fiscal Services	76,776	282,600	297,200	202,900	(94,300)

Budget Highlights

**Board of Water Supply
Operating Budget
Fiscal Year 2020**

FIN - Finance

5950 - Systems Accounting

Section's Activity

This System Accounting section is responsible for the planning, coordination, modification and administration of the financial management system for the BWS. This section spearheads initiatives and projects to troubleshoot the organization's financial systems.

Account	FY2018 Actual	FY2018 Adopted Budget	FY2019 Adopted Budget	FY2020 Proposed Budget	Change
4110 - Salaries & Wages	68,196	66,900	69,700	69,700	0
4120 - Overtime	602	2,000	2,000	2,000	0
4130 - Miscellaneous (Payroll)	0	0	50	0	(50)
Personnel Services	68,798	68,900	71,750	71,700	(50)
4270 - Professional Services	521,200	0	491,000	0	(491,000)
4500 - Education and Training	0	2,000	0	0	0
Materials, Supplies and Services	521,200	2,000	491,000	0	(491,000)
Total Systems Accounting	589,998	70,900	562,750	71,700	(491,050)

Budget Highlights

**Board of Water Supply
Operating Budget
Fiscal Year 2020**

FC - Fixed Charges and Debt Service

Section's Activity

The activity represents fixed charges and non-divisional expenditures of a general nature not related to any divisional budget.

Account	FY2018 Actual	FY2018 Adopted Budget	FY2019 Adopted Budget	FY2020 Proposed Budget	Change
4610 - Electric Power - Water Distrib Fac	21,442,871	21,000,000	22,000,000	23,000,000	1,000,000
4620 - Electricity	1,059,256	900,000	1,100,000	1,200,000	100,000
4660 - Wastewater Service Charges	111,642	110,000	110,000	110,000	0
5600 - Central Admin Service Exp (CASE) Fees	3,300,000	3,300,000	3,300,000	3,300,000	0
6010 - Employee Retirement Sys (ERS)	7,360,704	8,000,000	7,200,000	9,000,000	1,800,000
6020 - FICA Contributions	2,761,790	2,800,000	2,900,000	2,900,000	0
6100 - Health Benefits - Employees	3,244,091	3,300,000	3,235,957	3,407,000	171,043
6200 - Health Benefits - Retirees	5,855,338	5,700,000	5,369,224	5,500,000	130,776
6250 - Other Post-Emplymnt Ben (OPEB)	3,000,000	3,000,000	2,575,776	2,665,000	89,224
6320 - Unemployment Insurance Benefits	17,935	56,000	56,000	26,000	(30,000)
Departmental Fixed Charges	48,153,627	48,166,000	47,846,957	51,108,000	3,261,043
4670 - Telemetering	0	0	0	0	0
Materials, Supplies and Services	0	0	0	0	0
1810 - Bonds Payable	9,458,788	8,550,000	8,820,000	9,110,000	290,000
1820 - Notes Payable - State Revolving Funds (SRF)	12,348,447	13,647,000	3,780,000	4,522,000	742,000
7071 - Bond Interest	9,414,904	9,451,000	9,057,000	8,750,000	(307,000)
Debt Service	31,222,140	31,648,000	21,657,000	22,382,000	725,000
Total Fixed Charges and Debt Service	79,375,767	79,814,000	69,503,957	73,490,000	3,986,043

Budget Highlights



PART II

CAPITAL IMPROVEMENT PROGRAM BUDGET

Board of Water Supply
Capital Improvement Program Budget
FY 2020

Summary by Categories	Operating Fund	Operating Fund - SRF Eligible	Special Expendable Fund	Improvement Fund	Total
I - Research and Development	6,250,000	-	-	-	6,250,000
II - Renewal and Replacement					
A. Pumps	6,770,000	-	-	20,500,000	27,270,000
B. Reservoirs	-	-	-	-	-
C. Pipeline	9,840,000	7,500,000	-	39,010,000	56,350,000
D. Treatment	5,100,000	-	-	-	5,100,000
E. Facilities	27,150,000	-	-	-	27,150,000
Category II - sub-total	48,860,000	7,500,000	-	59,510,000	115,870,000
III - Capacity Expansion					
A. Pumps	-	-	9,050,000	-	9,050,000
B. Reservoirs	-	-	11,700,000	-	11,700,000
C. Pipeline	-	-	980,000	-	980,000
D. Treatment	-	-	-	-	-
E. Facilities	100,000	-	-	-	100,000
Category III - sub-total	100,000	-	21,730,000	-	21,830,000
Total Categories I - III	55,210,000	7,500,000	21,730,000	59,510,000	143,950,000
Construction Cost Index Adjustment	3,895,000	750,000	1,930,000	5,780,000	12,355,000
Contract Adjustment Account	10,000,000	-	-	-	10,000,000
Capital Improvement Program Total	69,105,000	8,250,000	23,660,000	65,290,000	166,305,000

Board of Water Supply
Capital Improvement Program
FY 2020

Project No.	Project Title	Description	Type	Operating Fund	Operating Fund - SRF Eligible	Special Expendable Fund	Improvement Fund	Total
<u>I. Research and Development</u>								
1.	Halawa Valley Groundwater Monitoring Wells, Phase II	Install two (2) monitoring wells in Halawa Valley near the Navy Red Hill Underground Fuel Storage Facility.	Const	2,000,000	-	-	-	2,000,000
2.	Construction Management for Various BWS Construction Projects	Provide construction management and training services for selected BWS construction projects.	P&E	3,000,000	-	-	-	3,000,000
3.	Project Management for Various BWS Projects	Provide project management, engineering and training services for selected BWS projects.	P&E	100,000	-	-	-	100,000
4.	Pipeline Condition Assessment	Condition assessment of transmission pipelines as identified by the InfoMaster decision frame work.	P&E	100,000	-	-	-	100,000
5.	Waiatae Nui Well Test	Survey, videolog, clean and clear, test pump and sample well.	P&E	650,000	-	-	-	650,000
6.	Waiawa 228 Reservoir Environmental Assessment	Prepare an environmental assessment and PIM for a site with 3 reservoirs (8.5 MG total capacity: 4 MG, 2.5 MG & 2 MG) and approximately 3,700 lf of influent and an effluent main connection to the 180' system.	P&E	400,000	-	-	-	400,000
Total Category I - Research and Development				6,250,000	-	-	-	6,250,000

Board of Water Supply
Capital Improvement Program
FY 2020

Project No.	Project Title	Description	Type	Operating Fund	Operating Fund - SRF Eligible	Special Expendable Fund	Improvement Fund	Total
-------------	---------------	-------------	------	----------------	-------------------------------	-------------------------	------------------	-------

II. Renewal and Replacement

A. Pumps

7.	Hoaeae Wells Pump Replacement and Electrical Upgrades	Install pump replacement and electrical upgrades.	Const	-	-	-	5,700,000	5,700,000
8.	Waipahu Wells I Renovation	Replace GAC backwash systems, pumping units, motor control center, chlorination system and appurtenances.	Const	-	-	-	7,100,000	7,100,000
9.	Mililani Wells II: Replacement of Pumping Units	Install pump replacements.	Const	-	-	-	7,700,000	7,700,000
10.	Pump Renewal and Replacement	Renewal and replacement of various BWS pumps and plant facilities.	Const	5,500,000	-	-	-	5,500,000
11.	Honouliuli Wells II MCC Replacement	Install motor control center replacement.	P&E	300,000	-	-	-	300,000
12.	Temporary Pumping Connections	Install connections for temporary pumps at critical pump stations to improve reliability.	P&E	370,000	-	-	-	370,000
13.	Aiea Wells Renovation	Replace existing pump no. 2, existing piping, valves, instrumentation, motor control center, and switchgear.	P&E	400,000	-	-	-	400,000
14.	Pump Renewal and Replacement	Renewal and replacement of various BWS pumps and plant facilities.	P&E	200,000	-	-	-	200,000

Pumps Total

6,770,000	-	-	20,500,000	27,270,000
-----------	---	---	------------	------------

Board of Water Supply
Capital Improvement Program
FY 2020

Project No.	Project Title	Description	Type	Operating Fund	Operating Fund - SRF Eligible	Special Expendable Fund	Improvement Fund	Total
-------------	---------------	-------------	------	----------------	-------------------------------	-------------------------	------------------	-------

B. Reservoirs

Reservoirs Total

	-	-	-	-	-
--	---	---	---	---	---

C. Pipelines

15.	Kamehameha Heights Water System Improvements, Part III	Install 8-inch mains and appurtenances along Kealia Drive, from Kapalama Avenue to Hillcrest Street; along Hillcrest Street, from Kealia Drive to Skyline Drive; along Naio Street, from Kealia Drive to end; along Makanani Drive, from Naio Street to Lolena Street; along Skyline Drive, from Hillcrest Street to Puna Street; along Puna Street, from Aulii Street to end; along Aulii Street, from Makanani Drive to Alewa Drive; and along Kula Street, from Lolena Street to end – approx. 10,000 lin. ft. Install 12-inch mains and appurtenances along Lolena Street, from Makanani Drive to Kealakai Street; and along Hala Drive, from Lolena Street to Kalepa Place - approx. 1,100 lin. ft.	Const	-	-	-	9,100,000	9,100,000
16.	Akanoho Place 8-Inch Main	Install 8-inch mains and appurtenances along Akanoho Place, from Maulukua Road to end - approx. 2,865 lin. ft.	Const	-	-	-	2,000,000	2,000,000

Board of Water Supply
 Capital Improvement Program
 FY 2020

Project No.	Project Title	Description	Type	Operating Fund	Operating Fund - SRF Eligible	Special Expendable Fund	Improvement Fund	Total
17.	Auloa Road and Ulukahiki Street 16-Inch Main	Install 16-inch mains and appurtenances along Auloa Road, from FH W03044 to Kalaniana'ole Highway; and along Ulukahiki Street, from Kalaniana'ole Highway to Kailua Road - approx. 7,635 lin. ft. Install 8-inch main along Ulukahiki Street, from near Manu Aloha Street to Kailua Road – approx. 250 lin. ft.	Const	-	-	-	10,000,000	10,000,000

Board of Water Supply
Capital Improvement Program
FY 2020

Project No.	Project Title	Description	Type	Operating Fund	Operating Fund - SRF Eligible	Special Expendable Fund	Improvement Fund	Total
18.	Makakilo Water System Improvements, Part III	<p>Install 8-inch mains and appurtenances along Nohopono Street, from Lihau Street to Palailai Street; along Nohopaa Street, from Lihau Street to Palailai Street; along Nohona Street, from Lihau Street to Palailai Street; along Nenelea Street from Lihau Street to Palailai Street; along Newa Street, from Makakilo Drive to Palailai Street; along Newa Place, from Newa Street to end; along Lihau Street, from Nohohale Street to Newa Street; along Palailai Street, from Nohona Street to Nohohale Street; along Nohohale Street, from Palailai Street to Makakilo Drive; along Mehani Street, from Akaula Street to Auwaea Street; along Mehani Place, from Mehani Street to end; along Makakilo Drive, from 65 feet West of FH L02483 to Anipeahi Street; along Makakilo Drive,</p> <p>from tee near FH L01849 to 80 feet East FH L01850; and along Palailai Place, from Palailai Street to FH L01964 - approx. 11,400 lin. ft..Install 4-inch mains and appurtenances along Nonohale Street, from Makakilo Drive to Palailai Street; along Palailai Street, from Nohohale Street to Palailai Place; and along Palailai Place, from Palailai Street to end - approx. 1,200 lin.ft</p>	Const	-	-	-	8,700,000	8,700,000

Board of Water Supply
Capital Improvement Program
FY 2020

Project No.	Project Title	Description	Type	Operating Fund	Operating Fund - SRF Eligible	Special Expendable Fund	Improvement Fund	Total
19.	Pauoa Water System Improvements	Install 12-inch mains and appurtenances along Kanealii Avenue, from Pauoa Road to Kapalu Street - approx. 2,900 lin. ft. Install 8-inch mains and appurtenances along Lusitana Street, from Pauoa Road to Concordia Street; along Auwaiolimu Street, from Lusitana Street to Hookui Street; along Boyd Lane, from Lusitana Street to end; along Kapaloala Place, from FH M06992 to Pauoa Road; along Ladd Lane, from Lusitana Street to end; and along Whiting Street, from Auwaiolimu Street to Puowaina Drive - approx. 6,100 lin. ft.	Const	-	-	-	7,500,000	7,500,000
20.	Waihee Road Water System Improvements	Install 8-inch and 4-inch mains and appurtenances along Waihee Road, from FH W01673 to end - approx. 300 lin. ft. Transfer approximately fifteen (15) services to the Waihee 265 system.	Const	400,000	-	-	-	400,000
21.	Kalaniana'ole Highway Drain Manhole Replacement	Replace drain manhole and repair berm damaged during the main break near 41-202 Kalaniana'ole Highway.	Const	550,000	-	-	-	550,000

Board of Water Supply
Capital Improvement Program
FY 2020

Project No.	Project Title	Description	Type	Operating Fund	Operating Fund - SRF Eligible	Special Expendable Fund	Improvement Fund	Total
22.	Rehabilitation of Pipeline Tunnels: Moanalua and Quarry Tunnels	Repair shotcrete lining, pipe supports, concrete wall, headwalls, and entry gates, replace existing lighting system, provide protective exterior coating for pipes, repair cracked pipe section at the Moanalua Tunnel, and replace chain link fence with expanded metal fencing at the South Portal of the Quarry Tunnel.	Const	-	7,500,000	-	-	7,500,000
23.	Service Lateral Replacements in Waipio and Waikele	Install service laterals and appurtenances along Moolelu Street, from Waipio Uka Street to end; along Pulai Street, from Waipio Uka Street to end; along Pulelo Street, from Lumiaina Street to end; along Wehana Place, from Pulelo Street to end; along Pulelo Place, from Pulelo Street to end; along Kanawao Street, from end to end; along Kanawao Place, from Kanawao Street to end; along Laukea Street, from Kanawao Street to Lumiaina Street; along Pumaia Place, to Laukea Street to end; and along Pumaia Way, from Pumaia Place to end – approx. 338 services.	Const	1,000,000	-	-	-	1,000,000
24.	Water Main Installation and Replacement	Install and replace water mains at various locations.	Const	100,000	-	-	-	100,000

Board of Water Supply
Capital Improvement Program
FY 2020

Project No.	Project Title	Description	Type	Operating Fund	Operating Fund - SRF Eligible	Special Expendable Fund	Improvement Fund	Total
25.	Kamehameha Highway Water System Improvements - Puhuli Street Vicinity	Install 30-inch mains and appurtenance along Kamehameha Highway, from Haleaha Road to 1,000 feet East of Green Valley Road - approx. 5,300 lin. ft. Install 12-inch mains and appurtenance along Kamehameha Highway, from Puhuli Street to 1,000 feet East of Green Valley Road - approx. 9,800 lin. ft.	P&E	1,790,000	-	-	-	1,790,000
26.	Hahaione Street, Hokulani Street and Kahena Street Area Water System Improvements	Install 12-inch mains and appurtenances along Ainapo Street, from Kahena Street to Hahaione Street - approx. 310 lin. ft. Install 8-inch mains and appurtenances along Hahaione Street, from Ainapo Street to Pepekeo Street; and along Kahena Street, from Ainapo Street to Hahaione Street - approx. 4,770 lin. ft. Install 8-inch and 4-inch mains along Ainapo Street, from Hahaione Street to end; along Hokulani Street, from Ainapo Street to end; and along Kulani Street, from Ainapo Street to end - approx. 2,590 lin. ft.	P&E	900,000	-	-	-	900,000
27.	Kaahahele Street and Moanalua Road 16-Inch Main	Install 16-Inch mains and appurtenances along Kaahahele Street, from Kilinoe Street to Moanalua Road; and along Moanalua Road, from Kaahahele Street to near FH L00646 - approx. 1,460 lin. ft.	P&E	240,000	-	-	-	240,000

Board of Water Supply
 Capital Improvement Program
 FY 2020

Project No.	Project Title	Description	Type	Operating Fund	Operating Fund - SRF Eligible	Special Expendable Fund	Improvement Fund	Total
28.	Ala Hoku Place 16-inch Main	Install 16-inch main and appurtenances along Ala Hoku Place, from Ala Aolani Street to end; and along the private road, from Ala Hoku Place to the 16-inch cross-country main - approx. 2,550 lin. ft.	P&E	360,000	-	-	-	360,000

Board of Water Supply
Capital Improvement Program
FY 2020

Project No.	Project Title	Description	Type	Operating Fund	Operating Fund - SRF Eligible	Special Expendable Fund	Improvement Fund	Total
29.	Pohakupuna Road and Pupu Street Area Water System Improvements	Install 12-inch mains and appurtenances along Pohakupuna Road, from Papipi Road to Makule Road - approx. 3,600 lin. ft. Install 8-inch mains and appurtenances along Pohakupuna Place, from Pohakupuna Road to Pupu Street; along Huleia Place, from Pupu Street to end; along Amio Street, from Pohakupuna Road to Pupu Street; along Akua Street, from Amio Street to Pupu Street; along Hailipo Street, from Pohakupuna Road to Pupu Street; along Hailipo Street, from Papipi Road to Onelua Street; along Pohakupuna Road, from Makule Road to Fort Weaver Road; along Makule Road, from Pohakupuna Road to Aikanaka Road; along Onelua Street, from Aikanaka Road to Paaloha Street; along Oama Street, from Onelua Street to Aikanaka Road; along Makaonaona Street, from Onelua Street to Aikanaka Road; and along Paaloha Street, from Papipi Road to Aikanaka Road - approx. 8,520 lin. ft. Install 8-inch and 4-inch mains along Pupu Street, from Papipi Road to end; and along Pupu Place, from Pupu Street to end - approx. 2,640 lin. ft	P&E		-	-	1,710,000	1,710,000

Board of Water Supply
Capital Improvement Program
FY 2020

Project No.	Project Title	Description	Type	Operating Fund	Operating Fund - SRF Eligible	Special Expendable Fund	Improvement Fund	Total
30.	Leolua Street and Kipou Street Area Water System Improvements	<p>Install 12-inch mains and appurtenances along Leolua Street, from Kunia Road on-ramp to Leoku Street and along Leoku Street, from Waipahu Street to Farrington Highway – approx. 2,400 lin. ft. Install 8-inch mains and appurtenances along Hene Street, from Hulahe Street to Honowai Street; along Hoaeae Street, from Honowai Street to Haaa Street; and along Loaa Street, from Hoaeae Street to Haaa Street - approx. 2,040 lin. ft.</p> <p>Install 8-inch and 4-inch mains and appurtenances along Haaa Street, from Hoaeae Street to end; along Hulahe Street, from Hene Street to end; along Kipou Street, from Honowai Street to end; along Kipou Place, from Kipou Street to end; and along Kiokio Place, from Kipou Street to end - approx. 5,840 lin. ft. Install 4-inch mains and appurtenances along Kiwini Place, from Kipou Street to end - approx. 110 lin. ft.</p>	P&E	1,200,000	-	-	-	1,200,000
31.	Kanunu Street and Makaloa Street 8-inch Main	<p>Install 8-Inch mains and appurtenances along Kanunu Street, from Keeaumoku Street to Kaheka Street; and along Makaloa Street, from Keeaumoku Street to Poni Street - approx. 2,440 lin. ft.</p>	P&E	330,000	-	-	-	330,000

Board of Water Supply
Capital Improvement Program
FY 2020

Project No.	Project Title	Description	Type	Operating Fund	Operating Fund - SRF Eligible	Special Expendable Fund	Improvement Fund	Total
32.	Ahuimanu Road Area Water System Improvements	Install 16-inch mains and appurtenances along Ahuimanu Road, from near Pakai Place to Ahuimanu Place; along Ahuimanu Place, from Ahuimanu Road to Hui Ulili Street; along Hui Ulili Street, from Ahuimanu Place to Alawiki Street; and along Alawiki Street, from Hui Ulili Street to near Maiapilo Way - approx. 6,720 lin. ft.	P&E	820,000	-	-	-	820,000
33.	Kakela Drive and Mohala Way Water System Improvements	Install 8-inch mains and appurtenances along Kakela Drive, from McKinley Street to McKinley Street; and along Mohala Way, from East Manoa Road to Beckwith Street - approx. 1,870 lin. ft. Install 8-inch and 4-inch mains along Kakela Place, from Kakela Drive to end; and along Kakela Iki Place, from Kakela Drive to end - approx. 310 lin. ft.	P&E	300,000	-	-	-	300,000
34.	Ihiloa Loop and Ehupua Place Area Water System Improvements	Install 8-inch mains and appurtenances along Ohialoke Street, from Ihiloa Place to Ehupua Place; and along Ehupua Place, from Ohialoke Street to Poola Street - approx. 2,045 lin. ft. Install 8-inch and 4-inch mains and appurtenances along Ihiloa Place, from near Laukahi Street to Ohialoke Street - approx. 580 lin. ft.	P&E	350,000	-	-	-	350,000

Board of Water Supply
Capital Improvement Program
FY 2020

Project No.	Project Title	Description	Type	Operating Fund	Operating Fund - SRF Eligible	Special Expendable Fund	Improvement Fund	Total
35.	Elelupe Road and Kuliouou Road Water System Improvements	Install 12-inch mains and appurtenances along Kuliouou Road, from Kalaniana'ole Highway to Kaniela Place - approx. 2,650 lin. ft. Install 8-inch mains and appurtenances along Elelupe Road, from Kuliouou Line Booster Pump Station to Kuliouou Road; and along Dalene Way, from Kuliouou Road to Kawekiu Place - approx. 2,950 lin. ft. Install 8-inch and 4-inch mains along Kaniela Place, from Kuliouou Road to end; along Haleloa Place, from Kuliouou Road to end; along Kawekiu Place, from Kuliouou Road to end; along Naleialoha Place, from Kuliouou Road to end; along unnamed place, from Kuliouou Road to end; and along Elelupe Place, from Elelupe Road to end - 2,565 lin. ft.	P&E	1,050,000	-	-	-	1,050,000
36.	Kahala Mall Master Meter Improvements	Install master meters and appurtenances along Hunakai Street and Kilauea Avenue.	P&E	200,000	-	-	-	200,000
37.	Service Lateral Replacement at Various Locations	Topographic Survey for the service lateral replacement at various locations.	P&E	150,000	-	-	-	150,000
38.	Water Main Installation and Replacement	Install and replace water mains at various locations.	P&E	100,000	-	-	-	100,000
Pipelines Total				9,840,000	7,500,000	-	39,010,000	56,350,000

Board of Water Supply
Capital Improvement Program
FY 2020

Project No.	Project Title	Description	Type	Operating Fund	Operating Fund - SRF Eligible	Special Expendable Fund	Improvement Fund	Total
Treatment								
39.	Mililani Wells I GAC Renovation	Replace valves, piping and appurtenances.	Const	3,000,000	-	-	-	3,000,000
40.	GAC Facility Improvements	Install improvements at select GAC facilities to extend use of existing systems.	Const	500,000	-	-	-	500,000
41.	GAC Interior Corrosion Control at Various Locations	Perform interior corrosion control of selected BWS GAC facilities.	Const	1,500,000	-	-	-	1,500,000
42.	GAC Facility Improvements	Install improvements at select GAC facilities to extend use of existing systems.	P&E	100,000	-	-	-	100,000
Treatment Total				5,100,000	-	-	-	5,100,000

E. Facilities

43.	Water Meter Transponders Replacement - Phase II	Replace existing water meter transponders (MXU) by furnishing and installing approximately 80,000 MXUs. CM services funding included for this project.	Const	8,000,000	-	-	-	8,000,000
			P&E	1,000,000	-	-	-	1,000,000
44.	Station Instrumentation	Replace station instrumentation with IP enabled solutions, eliminating the need for the existing RTUs.	Const	700,000	-	-	-	700,000

**Board of Water Supply
Capital Improvement Program
FY 2020**

Project No.	Project Title	Description	Type	Operating Fund	Operating Fund - SRF Eligible	Special Expendable Fund	Improvement Fund	Total
45.	Beretania Public Service Building Exterior Improvements	Repave parking lot and courtyard, reconstruction curb and gutter, install curb ramps, repairs to the catwalk and fountain, and repaint the public service building exterior.	Const	3,100,000	-	-	-	3,100,000
46.	Security Improvements at Various Locations	Security improvements and enhancements includes, but not limited to fencing, doors and windows, vegetation setbacks and access control systems at various BWS locations.	Const	3,800,000	-	-	-	3,800,000
47.	Security Fencing at Hoaeae, Mililani I, and Waiuu Wells	Install security fencing along the perimeter of the site.	Const	1,300,000	-	-	-	1,300,000
48.	Slope Stabilization Near Ekoa Place	Rockfall Mitigation along BWS property near Ekoa Place.	Const	2,400,000	-	-	-	2,400,000
49.	Facility Repair and Renovation	Repair, renovation, reroofing, fencing and repainting of selected BWS facilities.	Const	2,000,000	-	-	-	2,000,000
50.	Facility Reroofing at Various Locations	Reroofing of selected BWS facilities.	Const	3,000,000	-	-	-	3,000,000
51.	Haiku Stairs Removal	Removal of Haiku Stairs.	P&E	250,000	-	-	-	250,000
52.	Facility Repair and Renovation	Repair, renovation, reroofing, fencing and repainting of selected BWS facilities.	P&E	800,000	-	-	-	800,000

Board of Water Supply
Capital Improvement Program
FY 2020

Project No.	Project Title	Description	Type	Operating Fund	Operating Fund - SRF Eligible	Special Expendable Fund	Improvement Fund	Total
53.	Professional Services for BWS Projects	Obtain services of archaeologists, botanists, environmental engineers, water quality labs, planners, government agencies and others.	P&E	300,000	-	-	-	300,000
54.	Monitoring Well Assessment and Repair	Provide well condition assessment and associated repair services for monitor wells.	P&E	100,000	-	-	-	100,000
55.	Security Fencing at Various Locations	Install expanded metal fencing at selected BWS facilities.	P&E	400,000	-	-	-	400,000
Facilities Total				<u>27,150,000</u>	<u>-</u>	<u>-</u>	<u>-</u>	<u>27,150,000</u>
Total Category II - Renewal and Replacement				<u>48,860,000</u>	<u>7,500,000</u>	<u>-</u>	<u>59,510,000</u>	<u>115,870,000</u>

III. Capacity Expansion

A. Pumps

56.	Pacific Heights Booster No. 1	Land acquisition for new Pacific Heights Booster No. 1 to eliminate cross-country water main between Jack Lane and the Pacific Heights 578 Reservoir.	Land	-	-	100,000	-	100,000
-----	--------------------------------------	---	------	---	---	---------	---	---------

Board of Water Supply
Capital Improvement Program
FY 2020

Project No.	Project Title	Description	Type	Operating Fund	Operating Fund - SRF Eligible	Special Expendable Fund	Improvement Fund	Total
57.	Waialae West Well	Install one (1) 0.5 MGD pump, control building, pipeline, landscaping, irrigation system, acoustical facilities, electrical equipment, and appurtenances (TMK: 3-3-014:016).	Const	-	-	4,500,000	-	4,500,000
58.	Mililani 994 Booster Station	Install booster station at the Mililani 994 Reservoir to boost to 1150 system.	Const	-	-	3,900,000	-	3,900,000
59.	Maakua Well Unit No. 2	Install new pump no. 2 in existing well including piping, valves, instrumentation, MCC, mute building, and retaining wall.	P&E	-	-	550,000	-	550,000
Pumps Total				-	-	9,050,000	-	9,050,000
B. Reservoirs								
60.	Kalawahine 180 2.0 MG Reservoir	Install 2.0 MG reservoir and appurtenances (TMK: 2-4-043:082) and 24-inch main along Auwaiolimu Street and Pensacola Street to Kinau Street - approx. 4,700 lin. ft.	Const	-	-	10,900,000	-	10,900,000
61.	East Kapolei 215 R-1 3.0 MG Reservoir	Install 3.0 MG R-1 reservoir and appurtenances (TMK: 9-1-018:008). Install 16-inch main and appurtenances along the access road, from the proposed reservoir to the Farrington Highway - approx. 2,300 lin. ft.	P&E	-	-	800,000	-	800,000
Reservoirs Total				-	-	11,700,000	-	11,700,000

Board of Water Supply
Capital Improvement Program
FY 2020

Project No.	Project Title	Description	Type	Operating Fund	Operating Fund - SRF Eligible	Special Expendable Fund	Improvement Fund	Total
C. Pipelines								
62.	Dole Street and Kanewai Street Area Water System Improvements	Install 24-inch mains and appurtenances along Dole Street, from FH M02955 to St. Louis Drive; along St. Louis Drive, from Dole Street to Waialae Avenue; along Waialae Avenue, from St. Louis Drive to 1st Avenue; along 1st Avenue, from Waialae Avenue to Harding Avenue; and along Harding Avenue, from 1st Avenue to Kaimuki Pump Station - approx. 4,560 lin. ft. Install 12-inch mains and appurtenances along Kanewai Street, from Dole Street to Kamakini Street - approx. Install 8-inch mains and appurtenances along Waialae Avenue, from St. Louis Drive to 1st Avenue; and along 1st Avenue, from Waialae Avenue to Harding Avenue - approx. 760 lin. ft. Install 8-inch and 4-inch mains and appurtenances along Kamakini Street, from FH M06955 to end; and along Kaluawaa Street, from Kamakini Street to end - approx. 1,680 lin. ft.	P&E	-	-	980,000	-	980,000
Pipelines Total				-	-	980,000	-	980,000
D. Treatment								
Treatment Total				-	-	-	-	-

Board of Water Supply
Capital Improvement Program
FY 2020

Project No.	Project Title	Description	Type	Operating Fund	Operating Fund - SRF Eligible	Special Expendable Fund	Improvement Fund	Total
E. Facilities								
63.	Kapolei Base Yard Facility	Design-build contract for construction of administration building, warehouse, truck port and parking lot.	Const	100,000	-	-	-	100,000
Facilities Total				100,000	-	-	-	100,000
Total Category III - Capacity Expansion				100,000	-	21,730,000	-	21,830,000
Total Categories I - III				55,210,000	7,500,000	21,730,000	59,510,000	143,950,000
Construction Cost Index Adjustment				3,895,000	750,000	1,930,000	5,780,000	12,355,000
Contract Adjustment Account				10,000,000	-	-	-	10,000,000
Capital Improvement Program Total				69,105,000	8,250,000	23,660,000	65,290,000	166,305,000

APPROVAL
OF MINUTES

Approval of the Minutes of the Regular Meeting held on April 22, 2019.

MOTION
TO APPROVE

Ross Sasamura and Jade Butay motioned and seconded, respectively, to approve the Minutes of the Regular Meeting of April 22, 2019. The motion was unanimously carried.

APPROVAL
OF MINUTES

Approval of the Minutes of the Workshop Meeting held on May 13, 2019.

MOTION
TO APPROVE

Ross Sasamura and Kapua Sproat motioned and seconded, respectively, to approve the Minutes of the Workshop Meeting of May 13, 2019. The motion was unanimously carried.

ITEM FOR INFORMATION NO. 1

"May 28, 2019

CAPITAL
IMPROVEMENT
PROGRAM
QUARTERLY
UPDATE

Chair and Members
Board of Water Supply
City and County of Honolulu
Honolulu, Hawaii 96843

Chair and Members:

Subject: Capital Improvement Program Quarterly Update

Jason Takaki, Capital Projects Division Program Administrator, will provide an update on Capital Improvement Program.

Respectfully submitted,

/s/ ERNEST Y. W. LAU, P.E
Manager and Chief Engineer

Attachment"

The foregoing was for information only.

DISCUSSION:

Jason Takaki, Program Administrator, Capital Projects Division, gave the report.

Mr. Andaya noticed that to date, \$20,646,606 has been awarded out of the \$120 million budgeted and asked if they will be able to encumber the remaining funds. Mr. Takaki reported that there are a number of bids out and expect to either spend or encumber the funds allocated for the projects.

Michael Fuke, Program Administrator, Field Operations, added and Mr. Lau confirmed that Field Operations has a large transponder project out for bid and that the award should be issued soon.

Quarterly Capital Improvement Program Status Report
All Divisions

Quarter Awarded	JUL - SEP		OCT - DEC		JAN - MAR		APR - JUN		Awarded to Date	Total Budgeted
Design Contracts Awarded (#/\$)	0	\$0.00	1	\$77,903.00	11	\$6,331,855.22	0	\$0.00	\$6,409,758.22	\$22,295,000.00
Construction Contracts Awarded (#/\$)	17	\$2,990,679.60	5	\$2,954,286.00	8	\$8,291,882.41	0	\$0.00	\$14,236,848.01	\$97,560,000.00
Project Totals	17	\$2,990,679.60	6	\$3,032,189.00	19	\$14,623,737.63	0	\$0.00	\$20,646,606.23	\$119,855,000.00

Quarter Completed	JUL - SEP		OCT - DEC		JAN - MAR		APR - JUN		Totals
Design Contracts Completed (#/\$)	0	\$0.00	1	\$1,347,123.98	3	\$1,638,693.21	0	\$0.00	\$2,985,817.19
Construction Contracts Completed (#/\$)	2	\$999,072.00	5	\$13,599,588.54	0	\$0.00	0	\$0.00	\$14,598,660.54
Totals	2	\$999,072.00	6	\$14,946,712.52	3	\$1,638,693.21	0	\$0.00	\$17,584,477.73

Ongoing Projects	
Ongoing Design Projects (#)	231
Ongoing Design Projects (\$)	\$87,316,413.99
Ongoing Construction Projects (#)	127
Ongoing Construction Projects (\$)	\$252,885,261.62

Quarterly Capital Improvement Program Status Report
All Divisions

DESIGN AND CONSTRUCTION PROJECTS AWARDED - THIRD QUARTER FY 2019

Item #	Project Title	Expend Type	Budget Amount	Awarded
19-005J	Wilder Wells Pump No. 1 Replacement	Const	\$162,458.95	\$162,458.95
19-005Q	Kunia Booster - Replacement of Pump No. 2	Const	\$122,709.06	\$122,709.06
19-005R	Wahiawa Wells I - Replace Motor Controllers	Const	\$795,000.00	\$795,000.00
19-009	Waialae Iki 180 Reservoir Repairs	Const	\$2,560,000.00	\$2,904,000.00
19-010	Waimanalo 230 Reservoir Repairs	Const	\$2,540,000.00	\$2,715,850.00
19-015	Pensacola Street 8-Inch Main, Kinau Street to Young Street	Const	\$850,000.00	\$817,924.40
2019-027	Kamehameha Highway 16-Inch Main Relocation, Hauula Homestead Road Vicinity	P&E	\$180,000.00	\$307,812.98
2019-030	Kilihau Street, Ahua Street and Kakoi Street 12-inch and 8-Inch Mains	P&E	\$510,000.00	\$1,135,924.00
2019-032	Mailili Road 20-Inch Main, Paakea Road to Lualualei Homestead Road	P&E	\$420,000.00	\$490,936.76
2019-033	Kahilina Place and Aiea Heights Drive Area Water System Improvements	P&E	\$390,000.00	\$727,794.00
2019-034	Aliipoe Drive and Paihi Street Area Water System Improvements	P&E	\$560,000.00	\$526,451.00
2019-037	Waiapo Place, Waihua Place and Waimomona Place Water System Improvements	P&E	\$290,000.00	\$588,378.00
2019-042	Service Lateral Replacement at Various Locations (Kalama Valley)	P&E	\$150,000.00	\$167,889.00
19-045C	GAC Interior Corrosion Control at Various Locations	Const	\$151,115.00	\$151,115.00

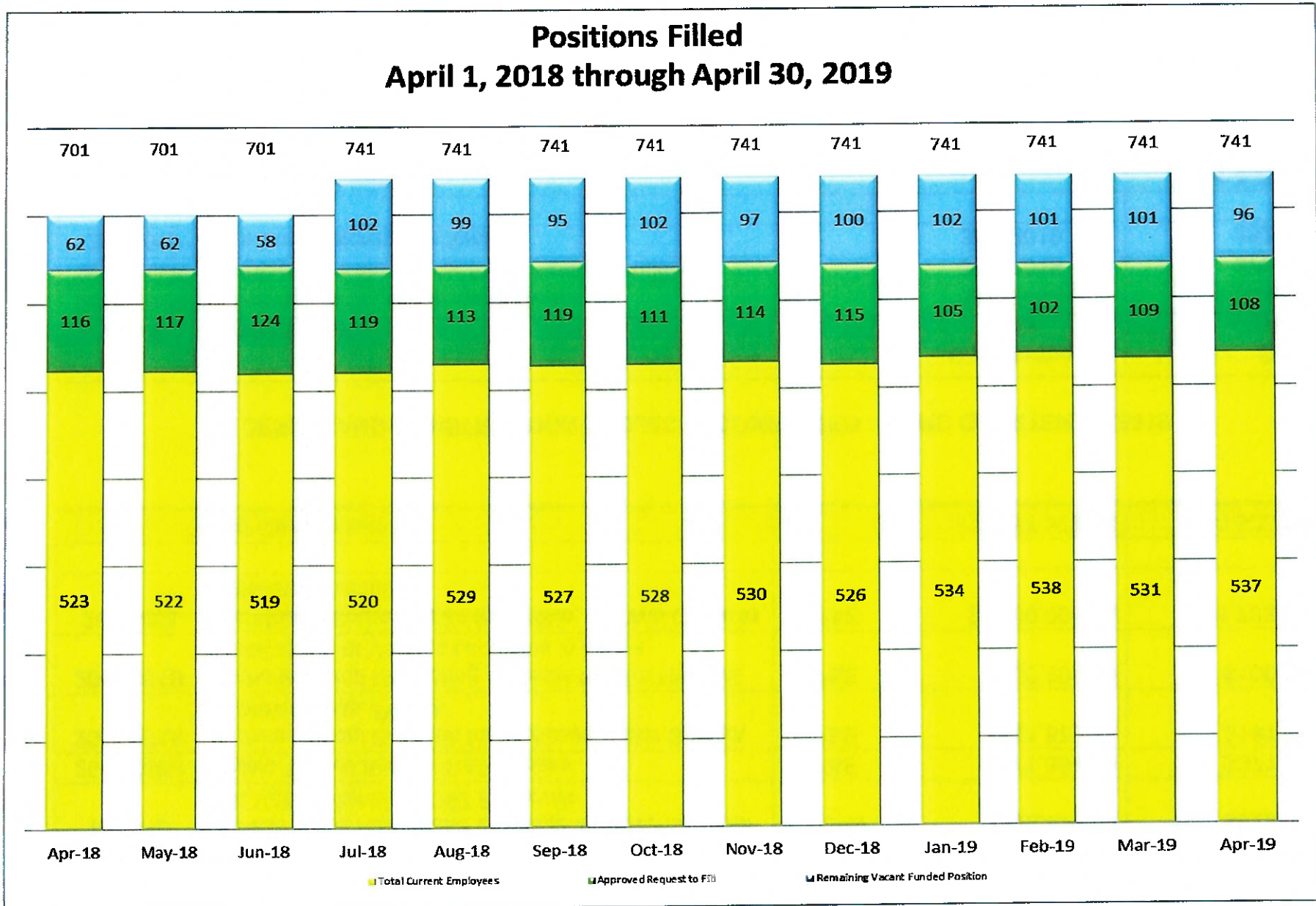
Item #	Project Title	Expend Type	Budget Amount	Awarded
19-051D	Access Road Repair and Drainage Improvements for Niu Valley Highlands 297 Reservoir	Const	\$622,825.00	\$622,825.00
2019-060B	Palolo Tunnel Access Trail Repairs	P&E	\$371,394.00	\$371,394.00
2019-061A	Archaeological Services for Wahiawa Water System Improvements, Part IA	P&E	\$181,572.14	\$181,572.14
2019-061B	Archaeological Monitoring Services for Fire Hydrant Installations at Various Locations in Kailua	P&E	\$100,305.00	\$100,305.00
2019-063	Ala Moana Boulevard 24-Inch Main, Ala Wai Canal to Kalakaua Avenue	P&E	\$1,000,000.00	\$1,733,398.34
	3rd Quarter totals		\$11,957,379.15	\$14,623,737.63

DESIGN AND CONSTRUCTION PROJECTS COMPLETED - THIRD QUARTER FY 2019

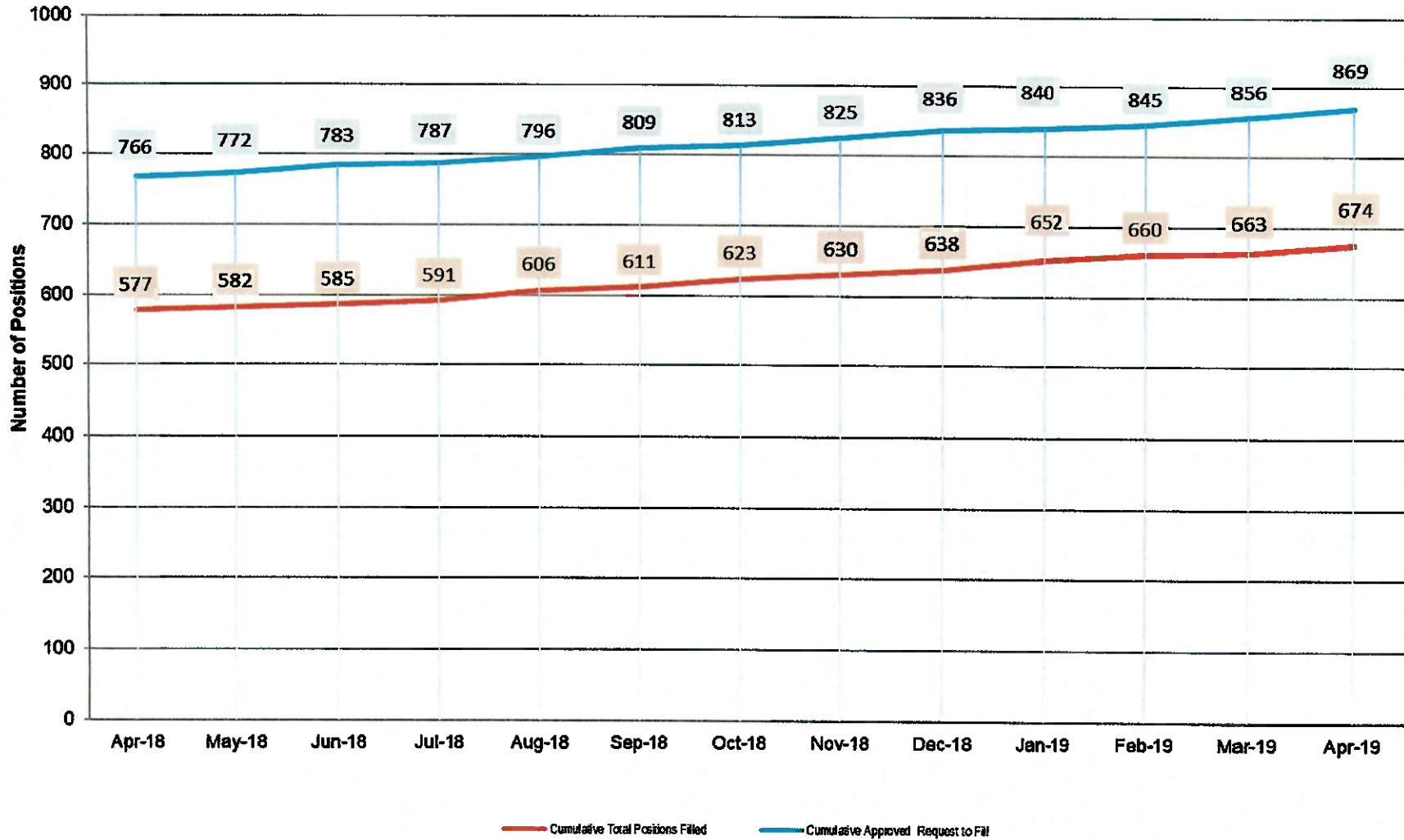
Job #	Project Title	Completion Date	Contract Amount
2008-044B	Wireless Communications System	3/31/2019	1,004,857.21
2014-056A	Geotechnical Survey for FY15 Pipeline Projects	3/14/2019	370,979.00
2015-056	Customer Information System	3/31/2019	262,857.00
	3rd Quarter totals		\$1,638,693.21

ITEM FOR INFORMATION NO. 2

For the Period Feb. 19 – Apr. 19 Actions: 15 New Hires, 5 Promotions, 1 Demotion, 1 Transfer, 12 Separations, 29 New Approvals to Fill, 4 Cancelled Requests



Cumulative Totals April 1, 2018 through April 30, 2019



RECRUITMENT AND SEPARATION STATUS
For Period February 28, 2019 to April 30, 2019

Status of Positions Under Recruitment

	as of		
	2/28/2019	3/31/2019	4/30/2019
Pending DHR Classification Action	14	13	13
Pending DHR Open List	24	25	28
Pending IDCE	4	2	0
Pending Interview Questions	12	17	10
Pending Interviews	40	35	48
Anticipated Starts	8	17	9
Total Positions Under Recruitment	102	109	108

Filled Positions

Month	Feb-19	Mar-19	Apr-19
Open list	5	2	8
IDCE list	3	1	3

Separations

Month	Feb-19	Mar-19	Apr-19
Retire	0	1	0
Resign	1	8	2

Legend:

DHR = Department of Human Resources City and County of Honolulu

IDCE = Intra-Departmental Competitive Examination

DISCUSSION: Michele Thomas, Executive Assistant, Human Resources Office, gave the report.

Mr. Andaya noted that the employee count is at 537 which is high for the year. Ms. Thomas reported that the employee count is currently high as noted by the low vacancies on the report. Further information will be provided in the next report.

GROUNDWATER
LEVELS

Chair and Members
Board of Water Supply
City and County of Honolulu
Honolulu, Hawaii 96843

Chair and Members:

Subject: Status Update of Groundwater Levels at All Index Stations

There were no aquifer index wells within low groundwater status for the production month of April 2019. The monthly production average for April 2019 was 142 million gallons per day.

The Board of Water Supply rainfall index for the month of April 2019 was 62 percent of normal; with a 5-month moving average of 76 percent. As of May 7, 2019, the Hawaii Drought Monitor shows abnormally dry conditions for all of Oahu, with moderate drought conditions on the leeward side of the island from Makaha, to Haleiwa, to Diamond Head. The National Weather Service is forecasting below normal rainfall for May 2019.

Most monitoring wells are showing slightly decreasing trends, likely resulting from increased pumping because of warmer weather and decreased rainfall during the last few weeks.

Respectfully submitted,

/s/ ERNEST Y. W. LAU, P.E
Manager and Chief Engineer

Attachment"

The foregoing was for information only.

DISCUSSION

Barry Usagawa, Program Administrator, Water Resources Division, gave the report.

Mr. Lau commented that compared to last season, the projected number of tropical cyclones is predicted to increase. He recalled how close Hurricane Lane came to the islands and reminded everyone to be prepared and have emergency supplies ready.

**PRODUCTION, HEAD AND RAINFALL REPORT
MONTH OF APRIL 2019**

POTABLE

STATION	MGD
HONOLULU (1)	
KULIOUOU	0.06
WAILUPE	0.12
AINA KOA	0.14
AINA KOA II	0.75
MANOA II	0.00
PALOLO	1.19
KAIMUKI HIGH	2.66
KAIMUKI LOW	2.71
WILDER	4.81
BERETANIA HIGH	3.06
BERETANIA LOW	2.13
KALIHI HIGH	3.22
KALIHI LOW	2.19
KAPALAMA	0.34
KALIHI SHAFT	7.98
MOANALUA	1.16
HALAWA SHAFT	14.19
KAAMILO	0.88
KALAUAO	5.37
PUNANANI	8.90
KAHUMANU	0.16
HECO WAIU	2.62
MANANA	0.23
WELLS SUBTOTAL:	64.86
MANOA TUNNEL	0.17
PALOLO TUNNEL	0.23
GRAVITY SUBTOTAL:	0.40
HONO. SUBTOTAL:	65.26

STATION	MGD
WINDWARD (2)	
WAIMANALO II	0.51
WAIMANALO III	0.00
KUOU I	1.39
KUOU II	0.07
KUOU III	0.72
LULUKU	0.95
HAIKU	0.00
IOLEKAA	0.00
KAHALUU	0.79
KAHANA	1.01
PUNALUU I	0.00
PUNALUU II	2.48
PUNALUU III	0.00
KALUANUI	1.14
MAAKUA	0.23
HAUULA	0.22
WELLS SUBTOTAL:	9.50
WAIM. TUNNELS I & II	0.00
WAIM. TUNNELS III&IV	0.19
WAIHEE INCL. WELLS	0.04
WAIHEE TUNNEL	5.40
LULUKU TUNNEL	0.11
HAIKU TUNNEL	0.94
KAHALUU TUNNEL	1.66
GRAVITY SUBTOTAL:	8.35
WIND. SUBTOTAL:	17.85

STATION	MGD
NORTH SHORE (3)	
KAHUKU	0.48
OPANA	0.11
WAIALEE I	0.43
WAIALEE II	0.44
HALEIWA	0.00
WAIALUA	1.61
N.SHORE SUBTOTAL:	3.08

STATION	MGD
MILILANI (4)	
MILILANI I	2.07
MILILANI II	0.00
MILILANI III	0.74
MILILANI IV	1.70
MILILANI SUBTOTAL:	4.51

STATION	MGD
WAHIAWA (5)	
WAHIAWA	1.48
WAHIAWA II	1.46
WAHIAWA SUBTOTAL:	2.93

STATION	MGD
PEARL CITY-HALAWA (6)	
HALAWA 277	0.60
HALAWA 550	0.00
AIEA	1.16
AIEA GULCH 497	0.35
AIEA GULCH 550	0.23
KAONOHI I	1.04
WAIMALU I	0.00
NEWTOWN	1.00
WAIU	0.77
PEARL CITY I	0.51
PEARL CITY II	1.02
PEARL CITY III	0.36
PEARL CITY SHAFT	0.93
PEARL CITY-HALAWA SUBTOTAL:	7.97

STATION	MGD
WAIPAHAU-EWA (7)	
WAIPIO HTS.	0.63
WAIPIO HTS. I	0.46
WAIPIO HTS. II	0.33
WAIPIO HTS. III	1.24
WAIPAHU	5.60
WAIPAHU II	2.06
WAIPAHU III	1.71
WAIPAHU IV	2.62
KUNIA I	4.82
KUNIA II	2.05
KUNIA III	1.52
HOAEAE	5.65
HONOULIULI I	0.90
HONOULIULI II	6.92
MAKAKILO	0.27
WAIPAHAU-EWA SUBTOTAL:	36.76

STATION	MGD
WAIANAE (8)	
MAKAHA I	0.26
MAKAHA II	0.07
MAKAHA III	0.32
MAKAHA V	0.15
MAKAHA VI	0.00
MAKAHA SHAFT	0.00
KAMAILE	0.00
WAIANAE I	0.17
WAIANAE II	0.44
WAIANAE III	0.67
WELLS SUBTOTAL:	2.08
WAI. C&C TUNNEL	1.40
WAI. PLANT. TUNNELS	0.16
GRAVITY SUBTOTAL:	1.56
WAIANAE SUBTOTAL:	3.64

NONPOTABLE

NONPOTABLE	MGD
KALAUAO SPRINGS	0.77
BARBERS POINT WELL	1.28
GLOVER TUNNEL NP	0.41
NONPOTABLE TOTAL:	2.46

RECYCLED WATER (MARCH 2019)

RECYCLED WATER	MGD
HONOULIULI WRF R-1	7.01
HONOULIULI WRF RO	1.52
RECYCLED WATER TOTAL:	8.53

**PRODUCTION, HEAD AND RAINFALL REPORT
MONTH OF APRIL 2019**

PRODUCTION SUMMARIES

TOTAL WATER	MGD
PUMPAGE	131.70
GRAVITY	10.31
POTABLE TOTAL:	142.00
NONPOTABLE	2.46
RECYCLED WATER	8.53
TOTAL WATER:	152.99

CWRM PERMITTED USE AND BWS ASSESSED YIELDS FOR BWS POTABLE SOURCES				
WATER USE DISTRICTS		A	B	C
		PERMITTED USE/ BWS YLDS	APR 2019	DIFF. A-B
1	HONOLULU	82.93	64.86	18.07
2	WINDWARD	25.02	12.40	12.62
3	NORTH SHORE	4.74	3.08	1.66
4	MILILANI	7.53	4.51	3.02
5	WAHIAWA	4.27	2.93	1.34
6	PEARL CITY-HALAWA	12.25	7.97	4.28
7	WAIPAHAU-EWA	50.63	36.76	13.87
8	WAIANAIE	4.34	2.08	2.26
TOTAL:		191.71	134.60	57.11

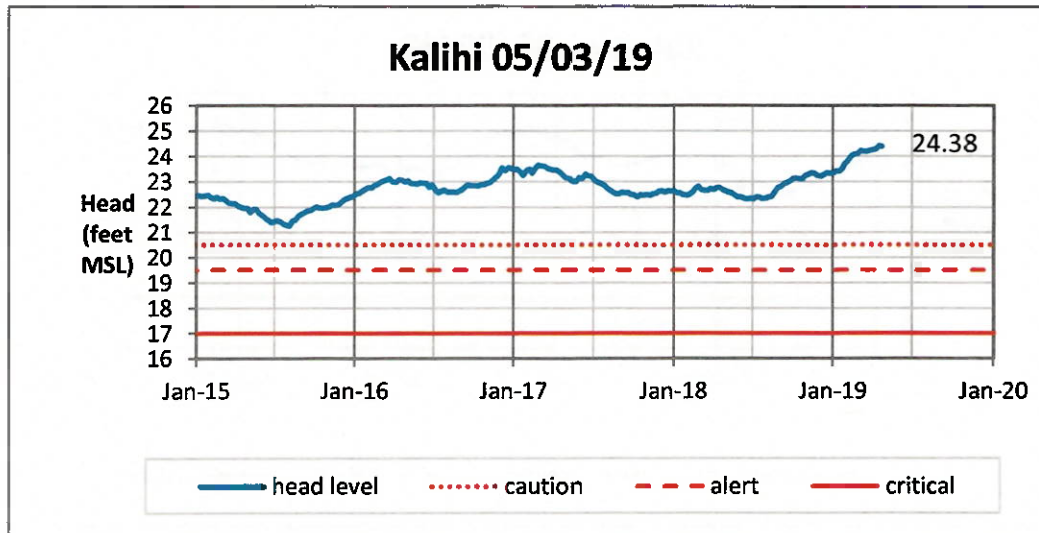
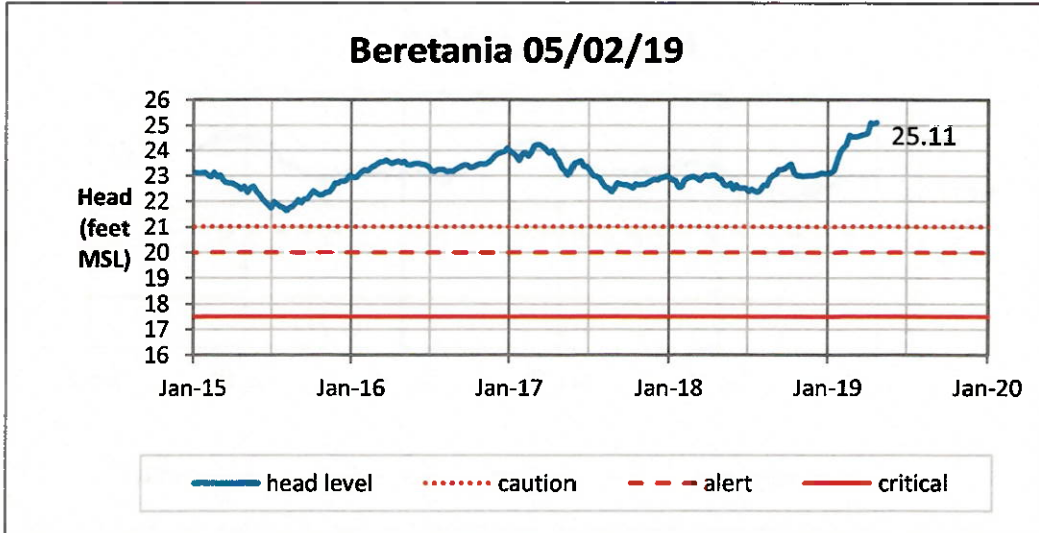
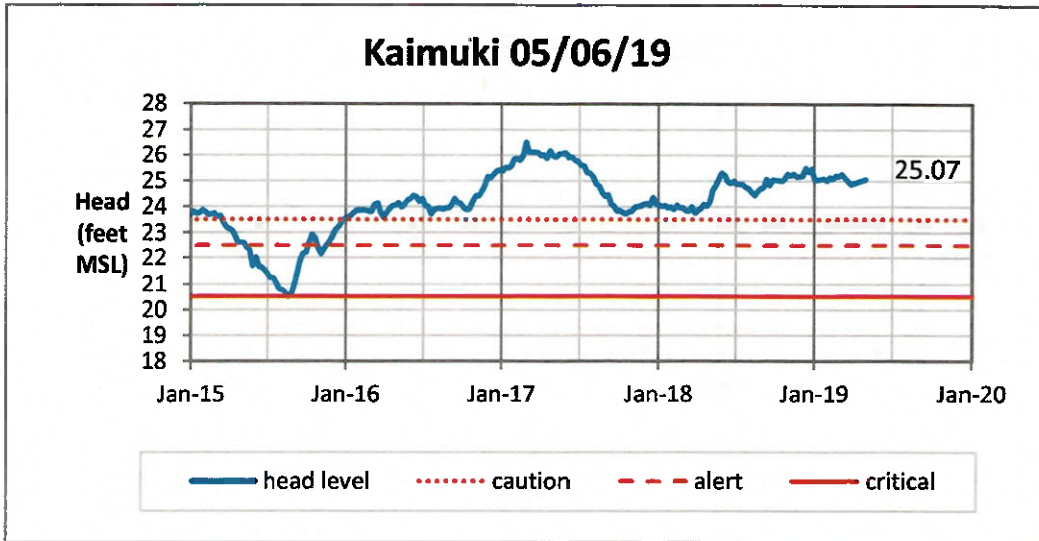
CWRM PERMITTED USE FOR BWS NONPOTABLE SOURCES				
WATER USE DISTRICTS		A	B	C
		PERMITTED USE	APR 2019	DIFF. A-B
7	WAIPAHAU-EWA (BARBERS POINT WELL)	1.00	1.28	-0.28
TOTAL:		1.00	1.28	-0.28

EFFECTIVE WATER DEMAND PER DISTRICT

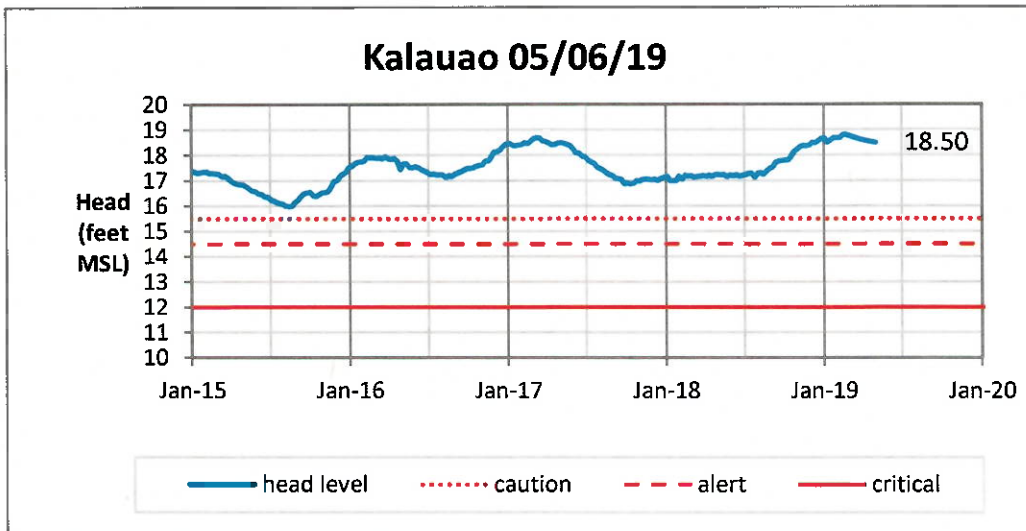
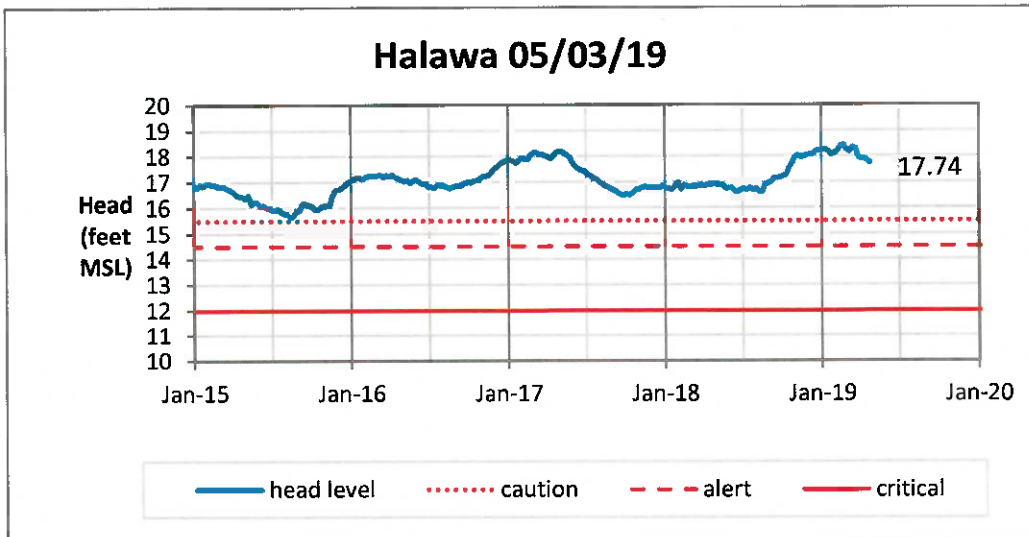
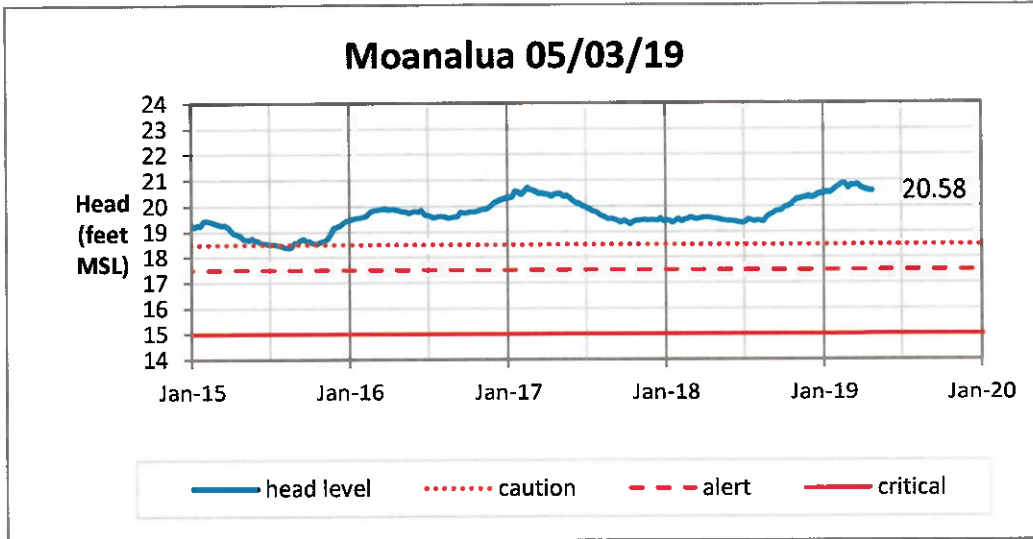
IMPORT/EXPORT BETWEEN WATER USE DISTRICTS			
FROM	TO		MGD
2	1	WINDWARD EXPORT	1.15
7	8	BARBERS PT LB	6.59

WATER USE DISTRICTS		SUBTOTAL	IMPORT	EXPORT	EFFECTIVE WATER DEMAND
1	HONOLULU	64.86	1.15	-	66.01
2	WINDWARD	12.40	-	1.15	11.25
3	NORTH SHORE	3.08	-	-	3.08
4	MILILANI	4.51	-	-	4.51
5	WAHIAWA	2.93	-	-	2.93
6	PEARL CITY-HALAWA	7.97	-	-	7.97
7	WAIPAHAU-EWA	36.76	-	6.59	30.17
8	WAIANAIE	2.08	6.59	-	8.67
TOTAL:		134.60	7.74	7.74	134.60

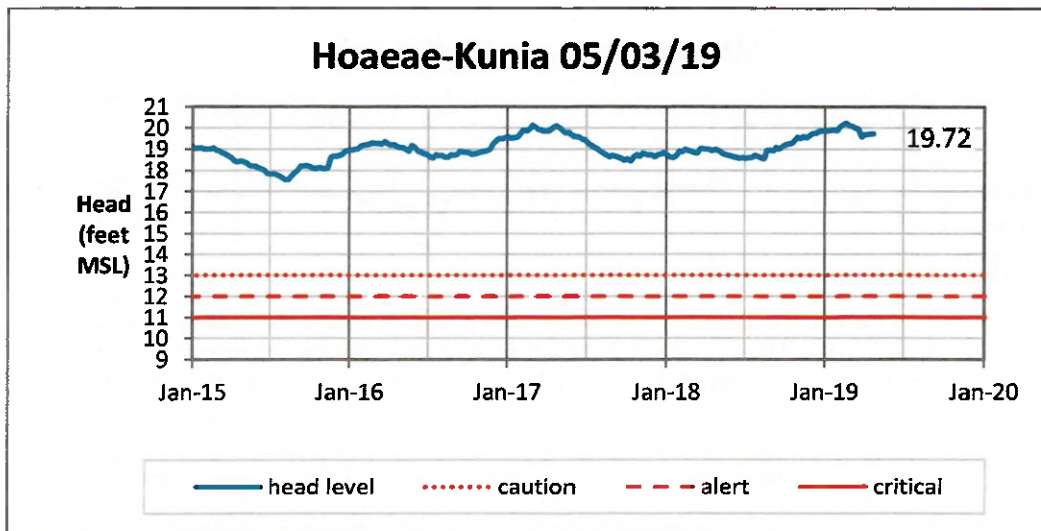
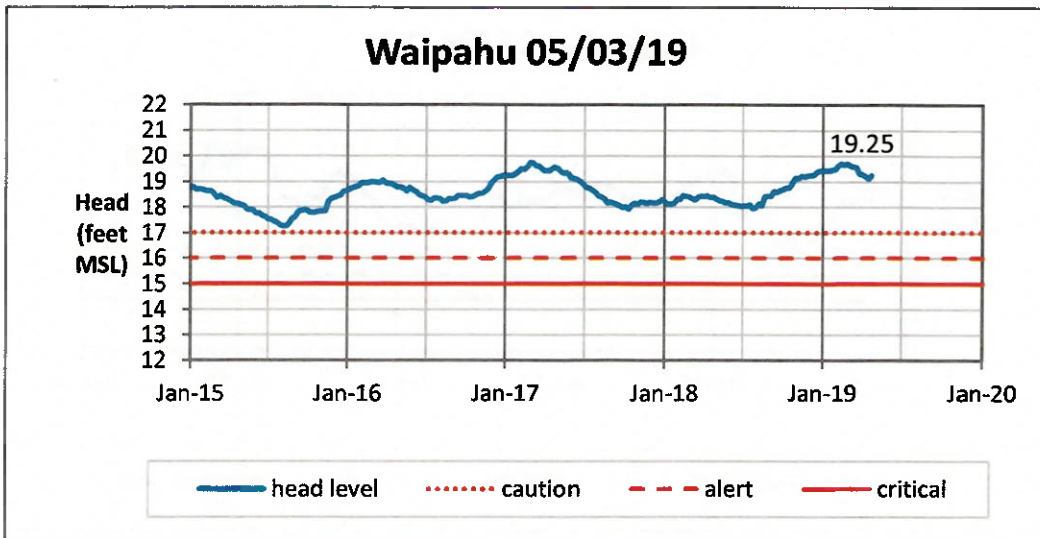
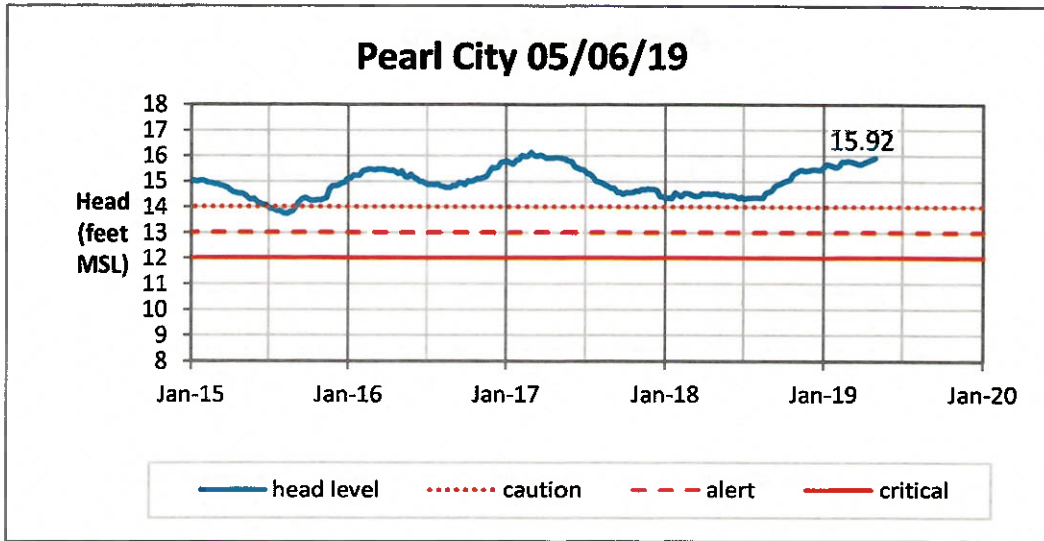
Weekly Head Report



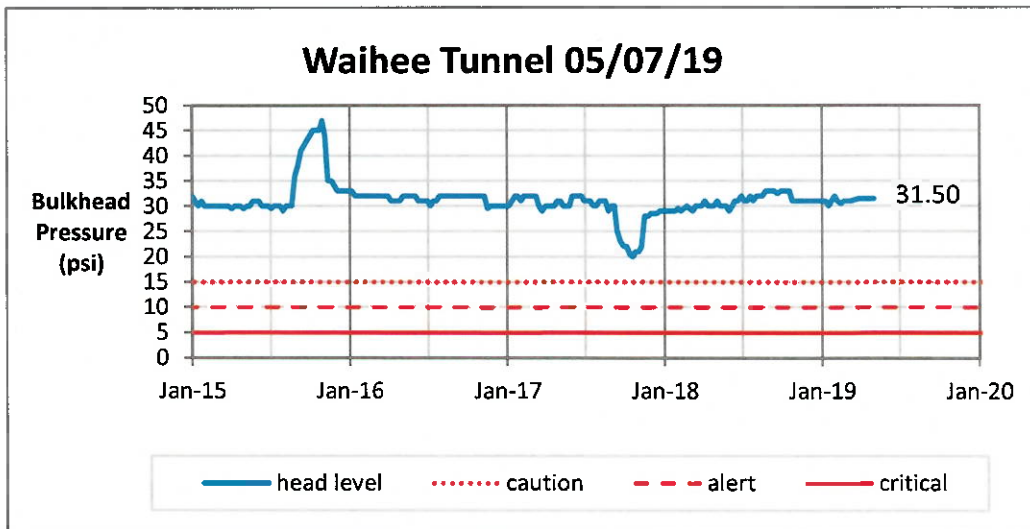
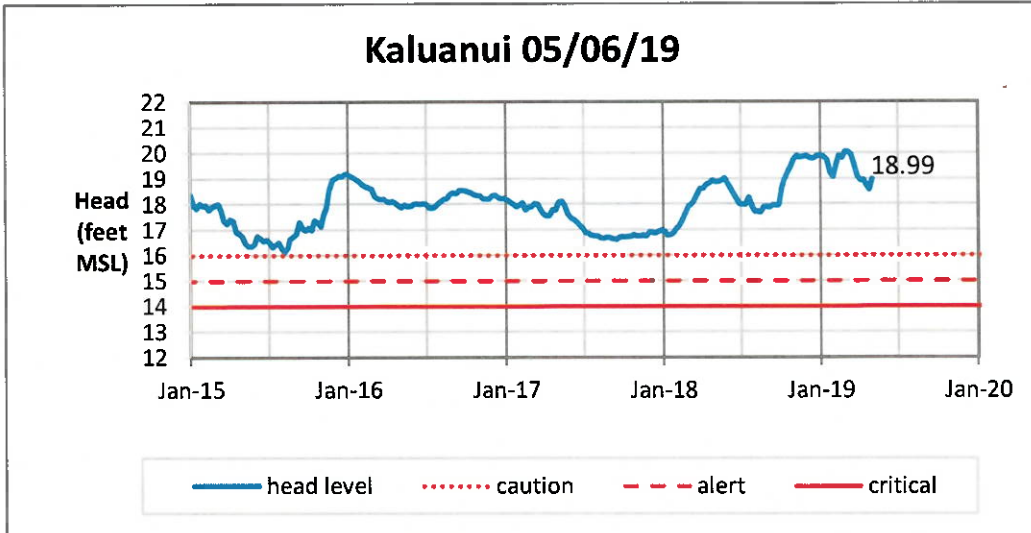
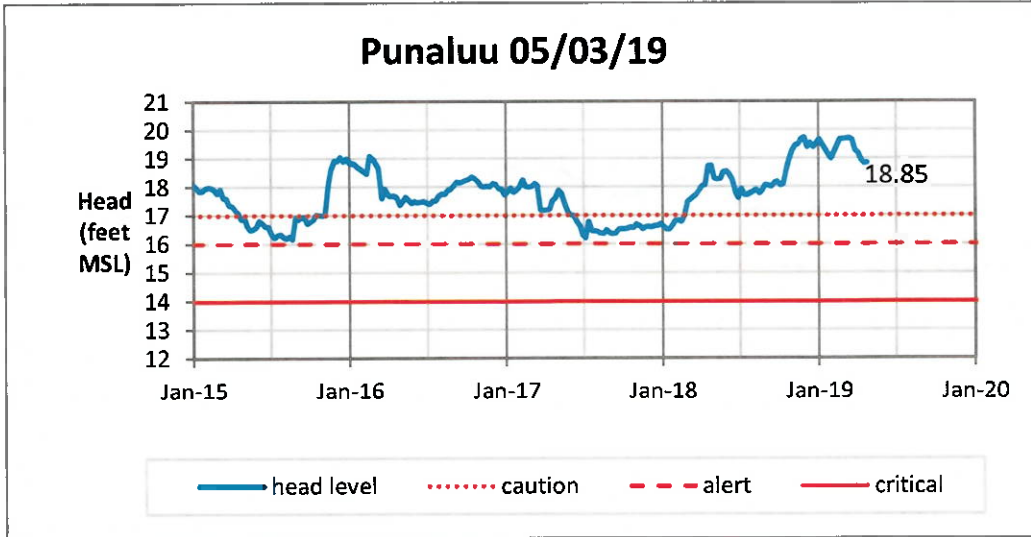
Weekly Head Report



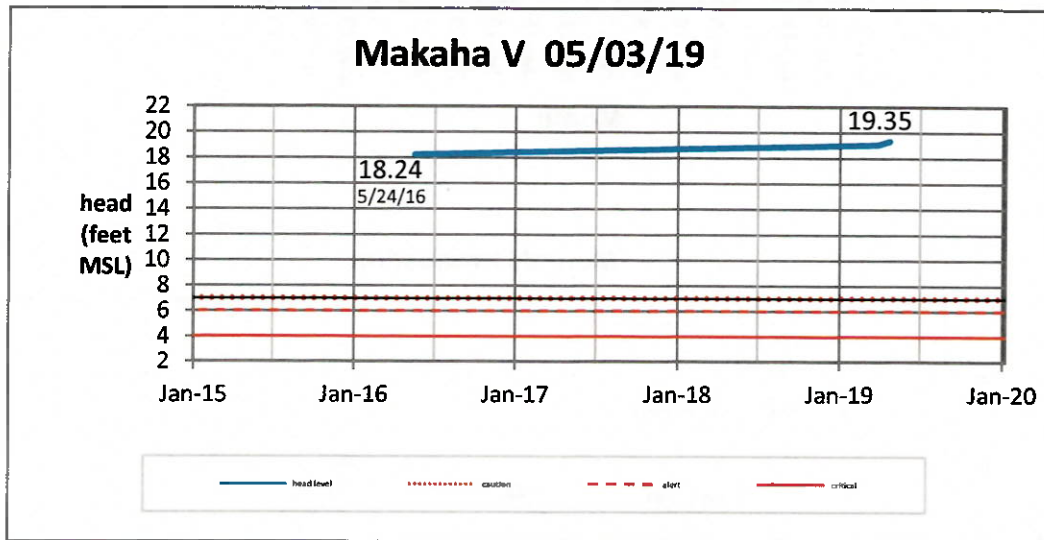
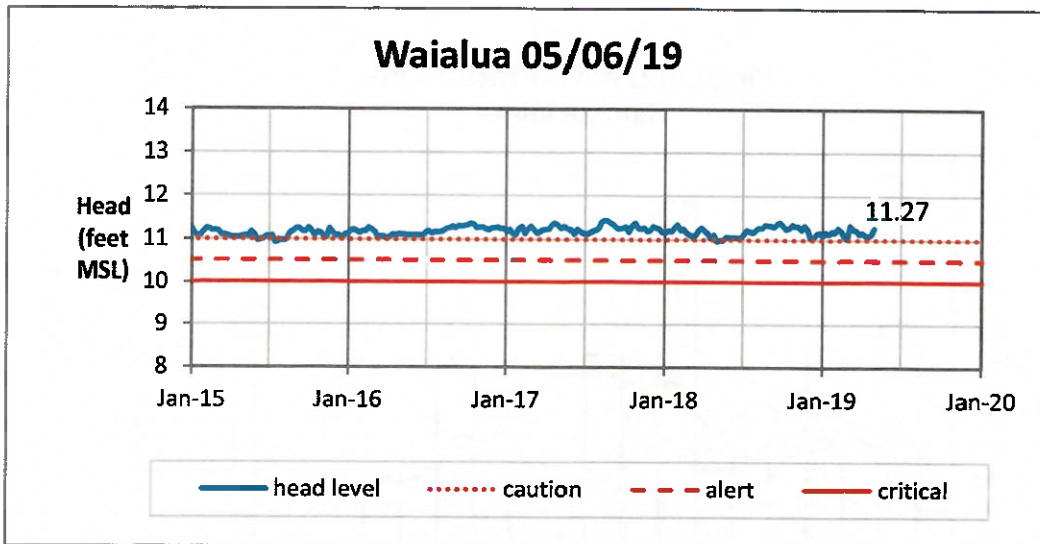
Weekly Head Report



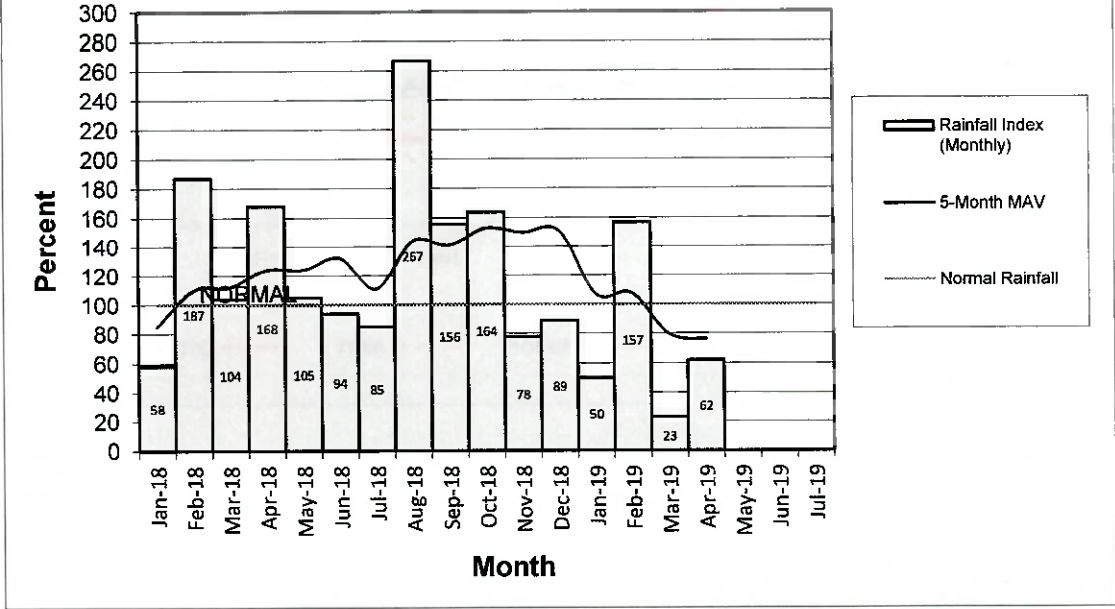
Weekly Head Report



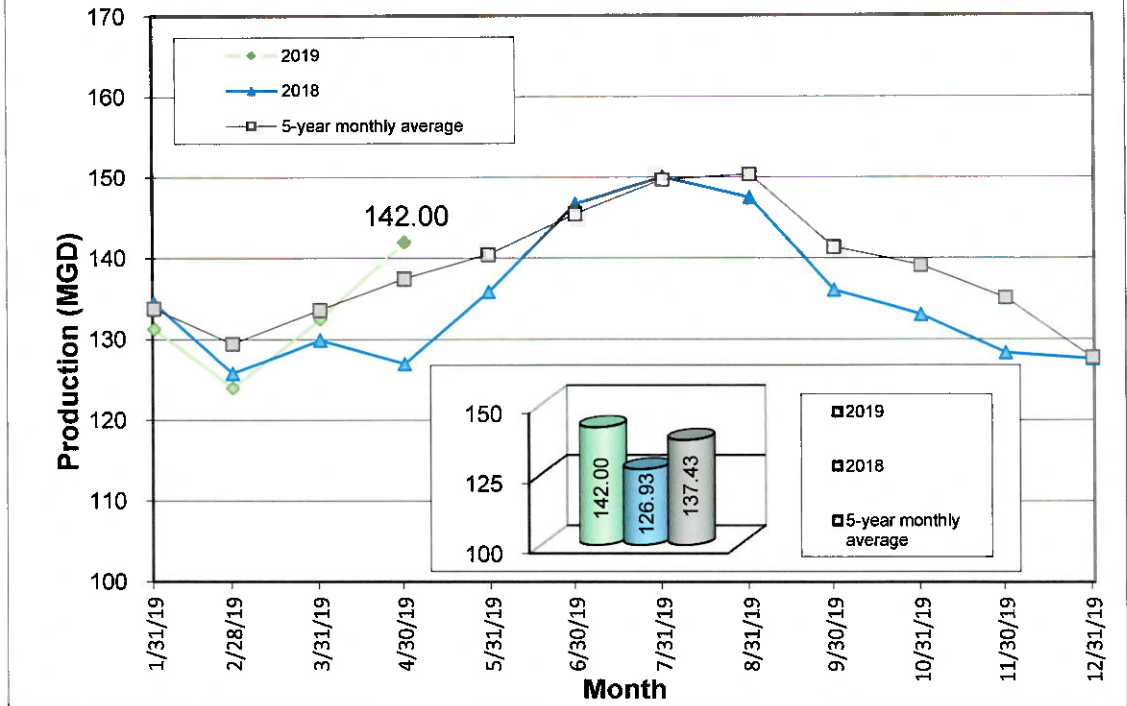
Weekly Head Report



HONOLULU WATERSHED AREA Rainfall Intake



Monthly Production

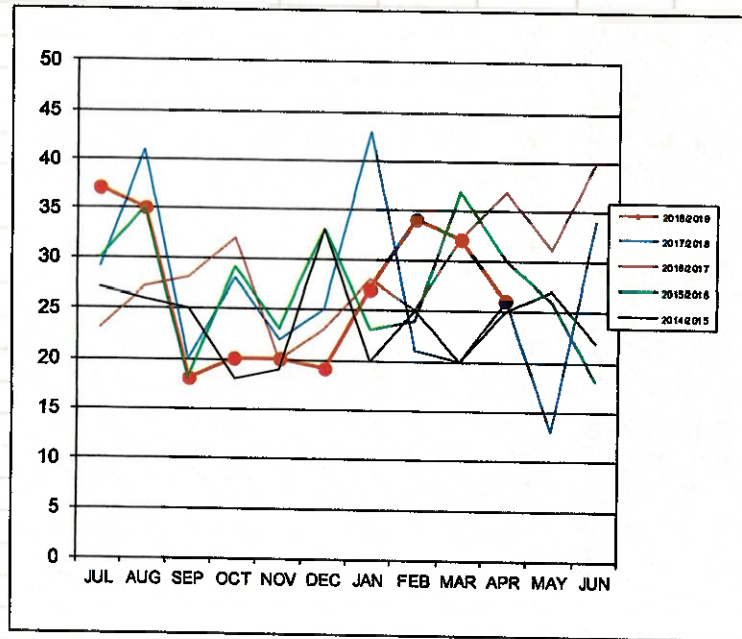


ITEM FOR INFORMATION NO. 4

WATER MAIN REPAIR REPORT
for April 2019

	JUL	AUG	SEP	OCT	NOV	DEC	JAN	FEB	MAR	APR	MAY	JUN	Total
2018/2019	37	35	18	20	20	19	27	34	32	26			268
2017/2018	29	41	20	28	22	25	43	21	20	26	13	34	322
2016/2017	23	27	28	32	20	23	28	25	32	37	31	40	346
2015/2016	30	35	18	29	23	33	23	24	37	30	26	18	326
2014/2015	27	26	25	18	19	33	20	25	20	25	27	22	287

Date	Address	Size (In)	Pipe Type
4/1/2019	1265 Aheaha Ave, Wahiawa	8	CI
4/2/2019	450 Wylie St, Honolulu	12	CI
4/3/2019	1913 Lanakila Ave, Honolulu	6	CI
4/3/2019	44-727 Puamohala St, Kaneohe	6	CI
4/3/2019	57 091 Kuilima Dr, Kahuku	12	AC
4/5/2019	3239 Ualena St, Honolulu	12	CI
4/5/2019	712 Panui St, Honolulu	6	CI
4/8/2019	City Refuse Transfer Station Bike Path, Honolulu	42	CC
4/9/2019	99-797 Nahiolea St, Aiea	8	CI
4/10/2019	3341 Ala Ilima St, Honolulu	12	CI
4/10/2019	633 Ahua St, Honolulu	8	CI
4/11/2019	94-880 Mokuahi St, Waipahu	8	CI
4/12/2019	2841 Kiihau St, Honolulu	8	CI
4/12/2019	1633 Ala Lani St, Honolulu	8	PVC
4/13/2019	2828 Kapiolani Blvd, Honolulu	12	CI
4/15/2019	761 Ahua St, Honolulu	8	DI
4/16/2019	761 Ahua St, Honolulu	8	DI
4/16/2019	761 Ahua St, Honolulu	8	DI
4/19/2019	86-283 Kawili St, Waianae	8	PVC
4/22/2019	1801 9th Ave, Honolulu	8	DI
4/23/2019	455 Kokea St, Honolulu	12	CI
4/25/2019	455 Kokea St, Honolulu	12	CI
4/25/2019	184 Dowsett Ave, Honolulu	8	CI
4/29/2019	922 Hala Dr, Honolulu	6	CI
4/30/2019	44-006 Hulakai Pl, Kaneohe	4	CI
4/30/2019	2932 Makalei Pl, Honolulu	12	CI



36 miles of pipeline were surveyed by the Leak Detection Team in the month of April.

DISCUSSION:

Mike Fuke, Program Administrator, Field Operations Division, gave the monthly report and included a report on a complex main break that occurred during the Memorial Day holiday weekend. The main break took place at the intersection of Mailili Road and Paakea Road. Mr. Fuke commended the repair crew and the management team consisting of Wayne Tello, Robert Utterdyke, Andrew Berengue, and Daniel Lee, who worked together in strategically planning and performing the repair work. It took more than 100 hours to repair the main break.

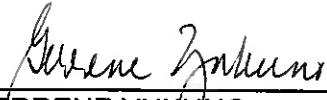
Mr. Fuke reported on the approximate amount of time to repair main breaks. Repairs on a 6- to 8-inch water main would take approximately 17 hours. Repairs on a 12-inch water main would take approximately 72 hours and repairs on a 42-inch water main would take approximately 78 hours. It should be noted that there are numerous factors that can affect the time to repair a main. These factors include, but are not limited to, location, pipe size, depth, pipe material, traffic in the area, etc.

Mr. Andaya thanked Mr. Fuke and his crew for repairing the main breaks.

**MOTION TO
ADJOURN**


There being no further business Chair Andaya at 3:03 PM called for a motion to adjourn the Regular Meeting. Ross Sasamura so moved; seconded by Jade Butay and unanimously carried.

Respectfully submitted,



 GERRENE YUKUNO

APPROVED:



 KAPUA SPROAT
 Vice Chair of the Board
 JUN 2 4 2019

 Date

THE MINUTES OF THE PUBLIC HEARING AND REGULAR SESSION BOARD MEETING ON MAY 28, 2019 WERE APPROVED AT THE JUNE 24, 2019 BOARD MEETING			
	AYE	NO	COMMENT
BRYAN P. ANDAYA			ABSENT
KAPUA SPROAT	X		
KAY C. MATSUI			ABSENT
RAY C. SOON	X		
MAX J. SWORD	X		
ROSS S. SASAMURA	X		
JADE T. BUTAY			ABSENT