

TRANSMITTAL / REVIEW / APPROVAL		1/23/2007	
CONTRACTOR NO N62742-03-C-1402	TITLE AND LOCATION REPAIR TANKS 1, 5, 15 & 16 AT RED HILL	TRANSMITTAL NO 01770N-381	
TASK ORDER NO N/A	TITLE AND LOCATION N/A		
REQUEST RESPONSE BY DATE 2/24/2007	CRITICAL PATH <input checked="checked" type="checkbox"/> YES <input type="checkbox"/> NO	SPECIFICATION SECTION 01770N	VARIATION/DEVIATION FROM SPECIFICATION <input type="checkbox"/> YES <input checked="checked" type="checkbox"/> NO
SCHEDULE ACTIVITY NUMBER			
DESCRIPTION		SPECIFICATION PARAGRAPH	VARIATION / DEVIATION FROM SPECIFICATION
SD-11 AS BUILT DRAWINGS		1.2.1	N/A
TANK 16 AS BUILT REPORT			G
NOTE CD IS ATTACHED TO PROVIDE TO FISC PLEASE ENSURE CD IS FORWARDED WITH A COPY OF THIS REPORT TO FISC. MAHALO			
LIST OF ATTACHMENTS		1 ORG & 3 COPIES WITH 1 CD - COVER SHEET ONLY POSTED ON WEBCM FOR RECORD	

It is hereby certified that the material submitted herein conforms to contract requirements and can be installed in allocated spaces.


 R. SEDY, QCM 1/24/2007

 DATE

DESCRIPTION	SPECIFICATION PARAGRAPH	VARIATION / DEVIATION FROM SPECIFICATION	TRANSMITTED FOR
LIST OF ATTACHMENTS			

 CONSULTANT / ARCHITECT / ENGINEER DATE

DESCRIPTION	SPECIFICATION PARAGRAPH	VARIATION / DEVIATION FROM SPECIFICATION	TRANSMITTED FOR
LIST OF ATTACHMENTS			

 CONSTRUCTION MANAGEMENT ENGINEER DATE

ORIGINAL

CLEAN & REPAIR
TANKS 1,15,6 & 16

CONTRACT NO.:
N62742-03-C-1402

AS BUILT
REPORT FOR
TANK 16
Specification Section 01770N

Submitted by:
Dunkin & Bush, Inc.
604 Kaimalino Street
Kailua, HI 96734

I hereby certify that the TANK 16 AS BUILT REPORT
shown and marked in this submittal is that proposed to
be incorporated with Contract Number N62742-03-C-
1402, is in compliance with the contract drawings and
specification, can be installed in the allocated spaces,
and is submitted for Government approval.

Certified by Submittal/Reviewer



Date 1/24/07

Certified by QC Manager




Date 1/24/07

ORIGINAL

CONTRACT NUMBER N62742-03-C-1402
CLEAN AND REPAIR TANKS 1, 6, 15, AND 16, AT RED HILL
FLEET AND INDUSTRIAL SUPPLY CENTER, PEARL HARBOR, HAWAII

Report On Tank 16 As Built Repairs

December, 2006



Summary

This report is to document Tank 16 repairs completed March through September, 2006 by Duncan & Bush, Inc. Repairs were completed in accordance with Section 2.3 Recommendations of the API 653 Inspection Report by Weston Solutions dated February, 2006.

223 plate and weld repairs numbered 16001 through 16224 are documented in this report along with other repairs and modifications recommended in the API 653 Inspection Report consisting of the following:

Repairs based on API 653 Report Recommendations

1. Install 103 patch or insert plates to repair flaws listed in table 2-1 Patch Plate and Weld Repair Summary of the API 653 Report.
2. Perform 120 weld repairs on weld flaws listed in table 2-1 Patch Plate and Weld Repair Summary of the API 653 Report.
3. Perform vacuum box testing on 34 flaws listed in table 2-1 Patch Plate and Weld Repair Summary of the API 653 Report.
4. Replacement of existing supports for the 18" line at the tank bottom.
5. Weld repair of approximately 20 feet of circumferential butt weld inside the 32" line at the tank bottom.
6. Coating of patch plates, weld repairs, grout nozzles, expansion joint, and scattered areas of the lower dome and lower tank barrel.

Other Repairs

Other repairs were completed as directed by the government based on results of contract specified testing / inspection, and user requests. These other repairs include:

1. Removal, repair, and retesting of the existing slop line; supply and installation of a new 6" block valve.
2. Relocation of the existing ladder in the central tower.
3. Structural repairs to the central tower (weld repairs and replacement of fasteners).
4. Replacement of sample line valves in the lower tunnel.
5. Removal of the counterweight tube, float, tape, guy wires, and attachments.
6. Removal of central tower elevator cage and steps & landing at the tower base.
7. Installation of datum plate (as directed by Weston Solutions)

These repairs are summarized and described in this report.

**CONTRACT NUMBER N62742-03-C-1402
CLEAN AND REPAIR TANKS 1, 6, 15, AND 16, AT RED HILL
FLEET AND INDUSTRIAL SUPPLY CENTER, PEARL HARBOR, HAWAII**

Table of Contents


Section 1	Summary of weld and patch plate repairs 16001-16224
Section 2	Removal of unused anchors, clips, and angles at tank bottom
Section 3	Replacement of 18” line supports at tank bottom
Section 4	Repair of 32” line internal circumferential joints
Section 5	Coating repairs
Section 6	Other repairs

Section 1

Summary of weld and patch plate repairs 16001 - 16224

The table in the appendix summarizes the patch plate and weld repairs specified and detailed by Weston Solutions in the February, 2006 API 653 Inspection Report. All weld repairs were inspected, tested, and documented by LKS, Inc. a third party independent testing firm. Weld repairs requiring rework were repaired and re tested until they were found to be acceptable.

103 patch plate / insert plate repairs covering flaws and 120 weld repairs of 120 flaws are documented along with 34 vacuum box tests of 34 flaws. Each patch plate / insert and weld repair has been assigned a Dunkin & Bush repair number from 16001 to 16224. Dunkin & Bush also assigned a unique number to each of the flaws identified for repair by Weston Solutions to keep flaw numbers in sequence. The Dunkin & Bush flaw numbers are referenced in the LKS, Inc. test reports.




Large insert plate repair of flaw numbers 303 to 327

Section 2

Removal of unused anchors, clips, and angles at tank bottom

Unused anchors, clips, and angles were removed from the tank bottom as recommended by Weston Solutions. Areas where these attachments were removed were ground smooth and vacuum box tested (if removed from bottom plates).



Tank 16 bottom after anchors and clips were removed. Also note where the elevator landing platform and steps were removed from the tower structure.

Section 3

Replacement of 18" line supports at tank bottom

The existing 18" line supports were removed and replaced as recommended by Weston Solutions. Two existing supports were removed, areas where they attached to the tank were ground smooth and vacuum box tested.


One new support was installed as shown in the photograph below. Reinforcing plates attached to the tank bottom were PT'd and vacuum box tested.



Section 4

Repair of 32" line internal circumferential joints

Approximately twenty feet of the 32" line internal circumferential butt weld joints were weld repaired to correct lack of penetration conditions noted in the API 653 Inspection Report (see sketch below).




Section 5

Coating repairs

Coating repairs were completed using the government approved variance single coat paint system with surface preparation done in accordance with the coating manufacturers' recommendations.

Coating repairs were completed in the following areas:

- Patch plates and insert repairs
- Weld flaw repairs
- Grout nozzles
- Expansion joint areas
- Scattered areas of the lower dome
- Scattered areas of the lower barrel



**CONTRACT NUMBER N62742-03-C-1402
CLEAN AND REPAIR TANKS 1, 6, 15, AND 16, AT RED HILL
FLEET AND INDUSTRIAL SUPPLY CENTER, PEARL HARBOR, HAWAII**



The tank bottom was also recoated as directed by the government to replace the existing failed coating. A government approved variance three coat paint system was applied after surfaces were abrasive blasted and prepared in accordance with the coating system manufacturers' recommendations.

Section 6

Other repairs including slop line, tower, etc.

Other repairs were completed in tank 16 as directed by the government and based on the results of contract specified testing and inspection, differing site conditions, and user requests.

1. Removal, repair, reinstallation and testing of the 6” slop line – The existing slop line was removed as directed by the government. The flexible stainless steel portion of the line was found to be leaking at weld joints and was replaced with new 5” diameter flexible stainless steel tubing. The existing 6” carbon steel pipe was replaced with new seamless carbon steel pipe and new flange installed in the lower tunnel.
2. Relocation of the existing ladder in the central tower and modification of hand rails.
3. Structural repairs to the central tower (2 weld repairs and replacement of 9 fasteners).
4. Upgrade of sample lines in the lower tunnel including installation of 5 sample tubes, ten valves, and 5 spigots.
5. Removal of the counterweight tube, float, tape, guy wires, and attachments.
6. Removal of central tower elevator cage and steps & landing at the tower base.
7. Installation of datum plate (for Weston Solutions).

Photographs of these other repairs are included in the appendix.

CONTRACT NUMBER N62742-03-C-1402
CLEAN AND REPAIR TANKS 1, 6, 15, AND 16, AT RED HILL
FLEET AND INDUSTRIAL SUPPLY CENTER, PEARL HARBOR, HAWAII


Appendix



CONTRACT NUMBER N62742-03-C-1402
CLEAN AND REPAIR TANKS 1, 6, 15, AND 16, AT RED HILL
FLEET AND INDUSTRIAL SUPPLY CENTER, PEARL HARBOR, HAWAII




CONTRACT NUMBER N62742-03-C-1402
CLEAN AND REPAIR TANKS 1, 6, 15, AND 16, AT RED HILL
FLEET AND INDUSTRIAL SUPPLY CENTER, PEARL HARBOR, HAWAII



CONTRACT NUMBER N62742-03-C-1402
CLEAN AND REPAIR TANKS 1, 6, 15, AND 16, AT RED HILL
FLEET AND INDUSTRIAL SUPPLY CENTER, PEARL HARBOR, HAWAII



CONTRACT NUMBER N62742-03-C-1402
CLEAN AND REPAIR TANKS 1, 6, 15, AND 16, AT RED HILL
FLEET AND INDUSTRIAL SUPPLY CENTER, PEARL HARBOR, HAWAII



**CONTRACT NUMBER N62742-03-C-1402
CLEAN AND REPAIR TANKS 1, 6, 15, AND 16, AT RED HILL
FLEET AND INDUSTRIAL SUPPLY CENTER, PEARL HARBOR, HAWAII**



**CONTRACT NUMBER N62742-03-C-1402
CLEAN AND REPAIR TANKS 1, 6, 15, AND 16, AT RED HILL
FLEET AND INDUSTRIAL SUPPLY CENTER, PEARL HARBOR, HAWAII**



Section 1 Tank 16 Weld Repair As Built Summary								
				D&B	Weston			
D&B Repair No.	Quadrant	V Drop	Row	Flaw Number	Flaw Number	As Built Repair	PT Accepted	Vac Box Accepted
16001	A Lower Dome	8	LD1	201	17	6" Round	11-May-06	11-May-06
16002	A Barrel	1	3	202	53	14" X 14" (3" rad)	30-Mar-06	30-Mar-06
16003	A Barrel	1	2	203	57	12" X 16" (3" rad)	30-Mar-06	30-Mar-06
16004	A Barrel	5	4	204	131	12" X 16" (3" rad)	30-Mar-06	30-Mar-06
16005	A Barrel	7	1	205	164	8" Round	30-Mar-06	30-Mar-06
16006	A Barrel	9	3	206	202	14" X 14" (3" rad)	30-Mar-06	30-Mar-06
16007	A Barrel	9	2	207	203	10" X 15" (3" rad)	20-Apr-06	20-Apr-06
16008	A Barrel	9	1	208	205	16" X 44" (3" rad)	1-Jun-06	1-Jun-06
16009	A Extension	9	E2	209	459	10" X 14" (2" rad)	1-Jun-06	1-Jun-06
16010	A Extension	8	E2	210	466	10" X 12" (3" rad)	30-Mar-06	30-Mar-06
16011	A Extension	8	E2	211	467	12" X 16" (3" rad)	30-Mar-06	30-Mar-06
16012	A Extension	6	E1	212	493	18" X 20" (3" rad)	2-May-06	2-May-06
16013	A Extension	6	E2	213	495	10" X 12" (3" rad)	29-Mar-06	29-Mar-06
16014	A Extension	6	E2	214	496	10" X 16" (3" rad)	29-Mar-06	29-Mar-06
16015	A Extension	5	E3	215	499	10" X 12" (3" rad)	22-May-06	22-May-06
16016	A Extension	4	E2	216	500	6" X 10" (3" rad)	29-Mar-06	29-Mar-06
16017	A Extension		B4	217	501	12" X 14" (3" rad)	29-Mar-06	29-Mar-06
16018	B Lower Dome	15 & 16	LD1	218	4	4" X 6" tomb	20-Apr-06	20-Apr-06
16019	B Lower Dome	19 & 20	LD1	219	5	4" X 6" tomb	20-Apr-06	20-Apr-06
16020	B Lower Dome	20 & 21	LD1	220	6	4" X 6" tomb	20-Apr-06	20-Apr-06
16021	B Barrel	12	1	221	213	13" X 17" (3" rad)	22-May-06	22-May-06
16022	B Barrel	15	8	222	304	12" X 14" (3" rad)	30-Mar-06	30-Mar-06
16023	B Barrel	17	24	223	315	8" Round	1-Jun-06	1-Jun-06
16024	B Barrel	18	2	224	322	18" X 36" (3" rad)	22-May-06	22-May-06
16025	B Barrel	18	11	225	324	28" X 30" (6" rad)	2-May-06	2-May-06
16026	B Barrel	19	9	226	353	20" X 23" (3" rad)	1-Jun-06	1-Jun-06
16027	B Extension	18	E3	227	376	8" Round	22-May-06	22-May-06
16028	B Extension	17	E2	228	379	8" X 14" (2" rad)	30-Mar-06	30-Mar-06
16029	B Extension	17	E2	229	381	12" X 18" (3" rad)	30-Mar-06	30-Mar-06
16030	B Extension	17	E2	230	382	14" X 16" (3" rad)	30-Mar-06	30-Mar-06
16031	B Extension	14	E2	231	429	12" X 22" (3" rad)	30-Mar-06	30-Mar-06
16032	B Barrel	7	14	232	528	8" Round	30-Mar-06	30-Mar-06
16033	BC Lower Dome	22 & 23	LD1	233	8	4" X 6" tomb	20-Apr-06	20-Apr-06
16034	C Lower Dome	24 & 25	LD1	234	9	4" X 6" tomb	20-Apr-06	20-Apr-06
16035	C Lower Dome	25 & 26	LD1	235	10	4" X 6" tomb	20-Apr-06	20-Apr-06

Section 1 Tank 16 Weld Repair As Built Summary								
				D&B	Weston			
D&B Repair No.	Quadrant	V Drop	Row	Flaw Number	Flaw Number	As Built Repair	PT Accepted	Vac Box Accepted
16036	C Lower Dome	26	LD1	236	11	4" X 6" tomb	20-Apr-06	20-Apr-06
16037	C Lower Dome	27	LD1	237	12	4" X 6" tomb	20-Apr-06	20-Apr-06
16038	C Lower Dome	27 & 28	LD1	238	13	4" X 6" tomb	20-Apr-06	20-Apr-06
16039	C Lower Dome	29 & 30	LD1	239	14	4" X 6" tomb	20-Apr-06	20-Apr-06
16040	C Lower Dome	30 & 31	LD1	240	15	4" X 6" tomb	20-Apr-06	20-Apr-06
16041	C Lower Dome	32 & 33	LD1	241	18	4" X 6" tomb	20-Apr-06	20-Apr-06
16042	C Lower Dome	40	LD4	242	36	8" Round	11-May-06	11-May-06
16043	C Lower Dome	35	LD4	243	37	6" Round	11-May-06	11-May-06
16044	C Barrel	1	4	244	76 & 121	28" X 58" (6" rad)	19-May-06	19-May-06
16045	C Barrel	1	6	245	77 & 118	18" X 40" (3" rad)	19-May-06	19-May-06
16046	C Barrel	1	23	246	82	12" X 16" (3" rad)	29-Mar-06	29-Mar-06
16047	C Barrel	1	24	247	83	16" X 18" (3" rad)	29-Mar-06	29-Mar-06
16048	C Barrel	1	25	248	85	12" X 12" (3" rad)	19-May-06	19-May-06
16049	C Barrel	2	26	249	100	6" Round	20-Apr-06	20-Apr-06
16050	C Barrel	2	24	250	102	8" Round	20-Apr-06	20-Apr-06
16051	C Barrel	2	24	251	103	10" X 10" (2"rad)	29-Mar-06	29-Mar-06
16052	C Barrel	2	22	252	105	14" X 14" (3" rad)	20-Apr-06	20-Apr-06
16053	C Barrel	2	19	253	106	8" Round	20-Apr-06	20-Apr-06
16054	C Barrel	2	19	254	107	8" Round	20-Apr-06	20-Apr-06
16055	C Barrel	2	18	255	108	14" X 14" (3" rad)	12-May-06	12-May-06
16056	C Barrel	2	14	256	112	16" X 16" (3" rad)	12-May-06	12-May-06
16057	C Barrel	2	12	257	113	12" X 12" (3" rad)	19-May-06	19-May-06
16058	C Barrel	2	10	258	114	26" X 32" (6" rad)	19-May-06	19-May-06
16059	C Barrel	2	8	259	117	10" X 10" (2"rad)	20-Apr-06	20-Apr-06
16060	C Barrel	2	5	260	120	10" X 10" (2"rad)	20-Apr-06	20-Apr-06
16061	C Extension	2	E4	261	126	15" X 20"	19-May-06	19-May-06
16062	C Extension	3	E4	262	127	6" X 12" (3" r-top)	19-May-06	19-May-06
16063	C Barrel	3	15	263	142	6" Round	19-May-06	19-May-06
16064	C Barrel	6	26	264	161	6" Round	12-May-06	12-May-06
16065	C Barrel	6	16	265	177	14" X 14" (3" rad)	12-May-06	12-May-06
16066	C Barrel	6	15	266	178	6" Round	12-May-06	12-May-06
16067	C Barrel	7	22	267	187	18" X 18" (3" rad)	12-May-06	12-May-06
16068	C Barrel	7	25	268	190	14" X 30" (3" rad)	11-May-06	11-May-06
16069	C Extension	8	E4	269	222	6" X 6" (3" r-top)	11-May-06	11-May-06
16070	C Barrel	8	9	270	225	10" X 14" (3" rad)	12-May-06	12-May-06

Section 1 Tank 16 Weld Repair As Built Summary								
				D&B	Weston			
D&B Repair No.	Quadrant	V Drop	Row	Flaw Number	Flaw Number	As Built Repair	PT Accepted	Vac Box Accepted
16071	C Barrel	8	18	271	228	15" X 32" (3" rad)	12-May-06	12-May-06
16072	C Barrel	9	24	272	241	14" X 16" (3" rad)	12-May-06	12-May-06
16073	C Extension	1	E3	273	365	8" Round	11-May-06	11-May-06
16074	C Extension	4	E3	274	384	16" X 16" (3" rad)	29-Mar-06	29-Mar-06
16075	C Extension	6	E1	275	395 & 397	19" X 42" (3" rad)	11-May-06	11-May-06
16076	C Extension	7	E1	276	405	8" Round	29-Mar-06	29-Mar-06
16077	C Extension	7	E2	277	411	16" X 16" (3" rad)	29-Mar-06	29-Mar-06
16078	C Upper Dome	8	A50	278	416 & 418	8" Round	29-Mar-06	29-Mar-06
16079	C Upper Dome	9	A52	279	420	8" Round	29-Mar-06	29-Mar-06
16080	C Extension	9	E2	280	423 & 470	20" X 40" (6" rad)	11-May-06	11-May-06
16081	C Upper Dome		B42	281	491	8" Round	29-Mar-06	29-Mar-06
16082	C Upper Dome		B42	282	492	10" X 10" (2"rad)	29-Mar-06	29-Mar-06
16083	C Upper Dome		C46	283	520	6" Round	29-Mar-06	29-Mar-06
16084	C Upper Dome		A47	284	530	6" X 6" (6" tomb)	11-May-06	11-May-06
16085	D Barrel	12	1	285	286	6" X 6" (6" tomb)	11-May-06	11-May-06
16086	D Barrel	12	1	286	288	20" X 23" (3" rad)	11-May-06	11-May-06
16087	D Barrel	13	15	287	299	6" Round	12-May-06	12-May-06
16088	D Barrel	13	12	288	326	6" Round	19-May-06	19-May-06
16089	D Extension	13	E4	289	333	14" X 12"	11-May-06	11-May-06
16090	D Extension	18	E4	290	361	11" X 16" (3" rad)	11-May-06	11-May-06
16091	D Barrel	18	24	291	364	6" Round	12-May-06	12-May-06
16092	D Extension	11	E3	292	473	8" X 14" (3" rad)	11-May-06	11-May-06
16093	D Extension	14	E2	293	478	14" X 14" (3" rad)	19-May-06	19-May-06
16094	D Extension	16	E2	294	482	22" X 22" (6" rad)	1-Jun-06	1-Jun-06
16095	D Extension	17	E2	295	486	5" X 5" (5" tomb)	11-May-06	11-May-06
16096	D Upper Dome	18	A69	296	487	9" X 9" (3" rad)	29-Mar-06	29-Mar-06
16097	D Upper Dome	13	B58	297	489	8" X 8" (2"rad)	29-Mar-06	29-Mar-06
16098	D Upper Dome		C62	298	517	12" X 12" (3" rad)	29-Mar-06	29-Mar-06
16099	D Upper Dome		C62	299	518	10" X 10" (2"rad)	29-Mar-06	29-Mar-06
16100	D Upper Dome		60	300	531	10" X 18" (3" rad)	29-Mar-06	29-Mar-06
16101	DA Lower Dome	1 & 44	LD1	301	1	4" X 6" tomb	19-May-06	19-May-06
16102	DA Barrel	19	12	302	64	6" Round	12-May-06	12-May-06
16103	A Extension	9	E3	303	438	INSERT	1-Jun-06	1-Jun-06
	A Extension	9	E2	304	439	INSERT	1-Jun-06	1-Jun-06
	A Extension	9	E3	305	444	INSERT	1-Jun-06	1-Jun-06

Section 1 Tank 16 Weld Repair As Built Summary								
				D&B	Weston			
D&B Repair No.	Quadrant	V Drop	Row	Flaw Number	Flaw Number	As Built Repair	PT Accepted	Vac Box Accepted
	A Extension	9	E3	306	445	INSERT	1-Jun-06	1-Jun-06
	A Extension	9	E3	307	446	INSERT	1-Jun-06	1-Jun-06
	A Extension	9	E3	308	447	INSERT	1-Jun-06	1-Jun-06
	A Extension	9	E3	309	448	INSERT	1-Jun-06	1-Jun-06
	A Extension	9	E3	310	449	INSERT	1-Jun-06	1-Jun-06
	A Extension	9	E3	311	450	INSERT	1-Jun-06	1-Jun-06
	A Extension	9	E3	312	451	INSERT	1-Jun-06	1-Jun-06
	A Extension	9	E3	313	452	INSERT	1-Jun-06	1-Jun-06
	A Extension	9	E3	314	453	INSERT	1-Jun-06	1-Jun-06
	A Extension	9	E3	315	454	INSERT	1-Jun-06	1-Jun-06
	A Extension	9	E3	316	455	INSERT	1-Jun-06	1-Jun-06
	A Extension	9	E3	317	456	INSERT	1-Jun-06	1-Jun-06
	A Extension	9	E3	318	457	INSERT	1-Jun-06	1-Jun-06
	A Extension	9	E3	319	458	INSERT	1-Jun-06	1-Jun-06
	A Extension	9	E2	320	460	INSERT	1-Jun-06	1-Jun-06
	A Extension	9	E2	321	461	INSERT	1-Jun-06	1-Jun-06
	A Extension	9	E2	322	462	INSERT	1-Jun-06	1-Jun-06
	A Extension	9	E1	323	463	INSERT	1-Jun-06	1-Jun-06
	B Extension	10	E2	324	440	INSERT	1-Jun-06	1-Jun-06
	B Extension	10	E2	325	441	INSERT	1-Jun-06	1-Jun-06
	B Extension	10	E3	326	442	INSERT	1-Jun-06	1-Jun-06
	B Extension	10	E3	327	443	INSERT	1-Jun-06	1-Jun-06
	A Lower Dome	9	LD4	401	34	Vacuum Box		
	A Barrel	2	1	402	55	Vacuum Box		22-May-06
	A Barrel	2	1	403	56	Vacuum Box		22-May-06
	A Barrel	7	2	404	162	Vacuum Box		22-May-06
	A Barrel	9	23	405	172	Vacuum Box		22-May-06
	B Barrel	17	4	406	320	Vacuum Box		22-May-06
	B Barrel	19	11	407	352	Vacuum Box		22-May-06
	B Barrel	19	9	408	354	Vacuum Box		22-May-06
	C Barrel	1	25	409	84	Vacuum Box		19-May-06
	C Barrel	2	28	410	98	Vacuum Box		11-May-06
	C Barrel	2	9	411	115	Vacuum Box		19-May-06
	C Barrel	2	8	412	116	Vacuum Box		19-May-06
	C Barrel	2	5	413	119	Vacuum Box		19-May-06

Section 1 Tank 16 Weld Repair As Built Summary								
				D&B	Weston			
D&B Repair No.	Quadrant	V Drop	Row	Flaw Number	Flaw Number	As Built Repair	PT Accepted	Vac Box Accepted
	C Barrel	2	2	414	124	Vacuum Box		19-May-06
	C Barrel	6	12	415	179	Vacuum Box		22-May-06
	C Barrel	7	17	416	183	Vacuum Box		22-May-06
	C Barrel	7	23	417	189	Vacuum Box		19-May-06
	C Barrel	7	26	418	194	Vacuum Box		19-May-06
	C Barrel	8	13	419	227	Vacuum Box		22-May-06
	C Upper Dome	8	A49	420	413	Vacuum Box		19-May-06
	C Upper Dome	8	A50	421	414	Vacuum Box		19-May-06
	C Extension	9	E1	422	422	Vacuum Box		22-May-06
	C Upper Dome	10	A54	423	514	Vacuum Box		22-May-06
	D Lower Dome	43 & 44	LD3	424	35	Vacuum Box		19-May-06
	D Barrel	11	16	425	280	Vacuum Box		12-May-06
	D Barrel	11	18	426	281	Vacuum Box		12-May-06
	D Barrel	11	27	427	283	Vacuum Box		11-May-06
	D Barrel	15	2	428	340	Vacuum Box		22-May-06
	D Barrel	16	10	429	342	Vacuum Box		12-May-06
	D Extension	18	E4	430	360	Vacuum Box		22-May-06
	D Extension	12	E3	431	475	Vacuum Box		22-May-06
	D Upper Dome	14	A60	432	477	Vacuum Box		19-May-06
	D Upper Dome	16	A64	433	481	Vacuum Box		19-May-06
	D Upper Dome	14	A/B60/61	434	488	Vacuum Box		19-May-06
16104	A Lower Dome	3 & 4	LD1	501	2	Weld repair	20-Apr-06	20-Apr-06
16105	A Lower Dome	10 & 11	LD1	502	3	Weld repair	20-Apr-06	20-Apr-06
16106	D Lower Dome	35 & 36	LD1	503	20	Weld repair	20-Apr-06	20-Apr-06
16107	D Lower Dome	36 & 37	LD1	504	21	Weld repair	1-Jun-06	1-Jun-06
16108	B Lower Dome	21&22	LD1	505	22	Weld repair	2-May-06	2-May-06
16109	BC Lower Dome	22 & 23	LD1	506	24	Weld repair	20-Apr-06	20-Apr-06
16110	C Lower Dome	24 & 25	LD1	507	25	Weld repair	11-May-06	11-May-06
16111	D Lower Dome	35	LD1	508	27	Weld repair	20-Apr-06	20-Apr-06
16112	Bottom	3 & 2		509	29	Weld repair	11-May-06	11-May-06
16113	A Lower Dome	13	LD4	510	31	Weld repair	22-May-06	22-May-06