

ANALYTICAL RESULTS

PERFORMED BY

GULF COAST ANALYTICAL LABORATORIES, INC.

7979 GSRI Avenue
Baton Rouge, LA 70820

Report Date 11/14/2011

GCAL Report 211110257



Deliver To Appl, Inc.
908 North Temperance Ave
Clovis, CA 93611
559-275-2175

Attn Cynthia Clark

Project Appl, Inc.

CASE NARRATIVE

Client: Environet, Inc. **Report:** 211110257

Gulf Coast Analytical Laboratories received and analyzed the sample(s) listed on the sample cross-reference page of this report. Receipt of the sample(s) is documented by the attached chain of custody. This applies only to the sample(s) listed in this report. No sample integrity or quality control exceptions were identified unless noted below.

SEMI-VOLATILES GAS CHROMATOGRAPHY

In the EPH analysis for prep batch 468306 and 468721, the MS/MSD exhibited recovery failures. The LCS/LCSD recoveries are acceptable.

Laboratory Endorsement

Sample analysis was performed in accordance with approved methodologies provided by the Environmental Protection Agency or other recognized agencies. The samples and their corresponding extracts will be maintained for a period of 30 days unless otherwise arranged. Following this retention period the samples will be disposed in accordance with GCAL's Standard Operating Procedures.

Common Abbreviations Utilized in this Report

ND	Indicates the result was Not Detected at the specified RDL
DO	Indicates the result was Diluted Out
MI	Indicates the result was subject to Matrix Interference
TNTC	Indicates the result was Too Numerous To Count
SUBC	Indicates the analysis was Sub-Contracted
FLD	Indicates the analysis was performed in the Field
PQL	Practical Quantitation Limit
MDL	Method Detection Limit
RDL	Reporting Detection Limit
00:00	Reported as a time equivalent to 12:00 AM

Reporting Flags Utilized in this Report

J	Indicates an estimated value
U	Indicates the compound was analyzed for but not detected
B	(ORGANICS) Indicates the analyte was detected in the associated Method Blank
B	(INORGANICS) Indicates the result is between the RDL and MDL

Sample receipt at GCAL is documented through the attached chain of custody. In accordance with NELAC, this report shall be reproduced only in full and with the written permission of GCAL. The results contained within this report relate only to the samples reported. The documented results are presented within this report.

This report pertains only to the samples listed in the Report Sample Summary and should be retained as a permanent record thereof. The results contained within this report are intended for the use of the client. Any unauthorized use of the information contained in this report is prohibited.

I certify that this data package is in compliance with the NELAC standard and terms and conditions of the contract and Statement of Work both technically and for completeness, for other than the conditions in the case narrative. Release of the data contained in this hardcopy data package and in the computer-readable data submitted has been authorized by the Quality Assurance Manager or his/her designee, as verified by the following signature.

Estimated uncertainty of measurement is available upon request. This report is in compliance with the DOD QSM as specified in the contract if applicable.



Robyn Miguez
Technical Director

GCAL REPORT 211110257

Report Sample Summary

GCAL ID	Client ID	Matrix	Collect Date/Time	Receive Date/Time
21110312406	ES050	Water	10/25/2011 09:50	10/29/2011 09:10
21110312407	ES051	Water	10/25/2011 11:30	10/29/2011 09:10

2E
WATER ORGANIC SURROGATE RECOVERY

Lab Name: GCAL Contract: _____
 Lab Code: LA024 Case No.: _____ SAS No.: _____ SDG No.: 211110257
 GC Column (1): DB-5MS-30M ID: .25 (mm) GC Cloumn (2): _____ ID: _____ (mm)
 Method: MASSEPH

EPA SAMPLE NO.	SMC1				SMC1				SMC2				SMC2				TOT OUT
	1-(1)	Lo	Hi	F	1-(2)	Lo	Hi	F	2-(1)	Lo	Hi	F	2-(2)	Lo	Hi	F	
1. ES050	113	40	140						89	40	140						0
2. ES051	77	40	140						83	40	140						0
3. MB1002043	98	40	140						79	40	140						0
4. LCS1004105	98	40	140						82	40	140						0
5. LCSD1004106	100	40	140						84	40	140						0
6. MB1004104	92	40	140						80	40	140						0
7. LCS1002044	101	40	140						69	40	140						0
8. LCSD1002045	103	40	140						83	40	140						0

SMC 1 : 1-Chlorooctadecane

SMC 2 : O-Terphenyl

Column to be used to flag recovery limits

* Value outside of contract required limits

D Surrogate diluted out

3E
WATER ORGANICS LCS/LCSD RECOVERY

Lab Name: GCAL
 Lab Code: LA024 Case No.: _____ SAS No.: _____ SDG No.: 211110257
 Contract: _____ Method: MASSEPH
 Prep Batch: 468306 Analytical Batch: 468719

SAMPLE NO : 1002044

COMPOUND	UNITS	SPIKE ADDED	SAMPLE CONCENTRATION	LCS CONCENTRATION	LCS % REC	LCS % REC FLAG	QC. LIMITS
C11-C22 Aromatics	ug/L	250	0	164	66		40 - 140
C19-C36 Aliphatic Hydrocarbons	ug/L	150	0	128	85		40 - 140
C9-C18 Aliphatic Hydrocarbons	ug/L	100	0	47.3	47		40 - 140

SAMPLE NO : 1002045

COMPOUND	UNITS	SPIKE ADDED	LCSD CONC.	LCSD % REC	REC FLAG	% RPD	RPD FLAG	QC. LIMITS REC	RPD
C11-C22 Aromatics	ug/L	250	178	71		8		40 - 140	0 - 40
C19-C36 Aliphatic Hydrocarbons	ug/L	150	107	71		18		40 - 140	0 - 40
C9-C18 Aliphatic Hydrocarbons	ug/L	100	42.8	43		10		40 - 140	0 - 40

RPD : 0 out of 3 outside limits

Spike Recovery: 0 out of 6 outside limits

FORM III ORG-1

3E
WATER ORGANICS LCS/LCSD RECOVERY

Lab Name: GCAL
 Lab Code: LA024 Case No.: _____ SAS No.: _____ SDG No.: 211110257
 Contract: _____ Method: MASSEPH
 Prep Batch: 468721 Analytical Batch: 469140

SAMPLE NO : 1004105

COMPOUND	UNITS	SPIKE ADDED	SAMPLE CONCENTRATION	LCS CONCENTRATION	LCS % REC	LCS % REC FLAG	QC. LIMITS
C11-C22 Aromatics	ug/L	250	0	188	75		40 - 140
C19-C36 Aliphatic Hydrocarbons	ug/L	150	0	101	67		40 - 140
C9-C18 Aliphatic Hydrocarbons	ug/L	100	0	51.9	52		40 - 140

SAMPLE NO : 1004106

COMPOUND	UNITS	SPIKE ADDED	LCSD CONC.	LCSD % REC	REC FLAG	% RPD	RPD FLAG	QC. LIMITS REC	RPD
C11-C22 Aromatics	ug/L	250	191	76		2		40 - 140	0 - 40
C19-C36 Aliphatic Hydrocarbons	ug/L	150	94.2	63		7		40 - 140	0 - 40
C9-C18 Aliphatic Hydrocarbons	ug/L	100	52.8	53		2		40 - 140	0 - 40

RPD : 0 out of 3 outside limits

Spike Recovery: 0 out of 6 outside limits

FORM III ORG-1

211110257 7

3E
WATER ORGANICS MS/MSD RECOVERY

Lab Name: GCAL Sample ID: ES047
 Lab Code: LA024 Case No.: _____ SAS No.: _____ SDG No.: 211110257
 Contract: _____ Method: MASSEPH
 Prep Batch: 468306 Analytical Batch: 468719

SAMPLE NO : 21110312403

COMPOUND	UNITS	SPIKE ADDED	SAMPLE CONCENTRATION	MS CONCENTRATION	MS % REC	MS % REC FLAG	QC. LIMITS
C11-C22 Aromatics	ug/L	255	166	310	56		40 - 140
C19-C36 Aliphatic Hydrocarbons	ug/L	153	0	120	78		40 - 140
C9-C18 Aliphatic Hydrocarbons	ug/L	102	40	74	33	*	40 - 140

SAMPLE NO : 21110312404

COMPOUND	UNITS	SPIKE ADDED	MSD CONC.	MSD % REC	REC FLAG	% RPD	RPD FLAG	QC. LIMITS REC	RPD
C11-C22 Aromatics	ug/L	255	302	53		3		40 - 140	0 - 40
C19-C36 Aliphatic Hydrocarbons	ug/L	153	121	79		.8		40 - 140	0 - 40
C9-C18 Aliphatic Hydrocarbons	ug/L	102	57	17	*	26		40 - 140	0 - 40

RPD : 0 out of 3 outside limits
 Spike Recovery: 2 out of 6 outside limits

3E
WATER ORGANICS MS/MSD RECOVERY

Lab Name: GCAL Sample ID: ES053
 Lab Code: LA024 Case No.: _____ SAS No.: _____ SDG No.: 211110257
 Contract: _____ Method: MASSEPH
 Prep Batch: 468721 Analytical Batch: 469140

SAMPLE NO : 21110312409

COMPOUND	UNITS	SPIKE ADDED	SAMPLE CONCENTRATION	MS CONCENTRATION	MS % REC	MS % REC FLAG	QC. LIMITS
C11-C22 Aromatics	ug/L	253	0	188	74		40 - 140
C19-C36 Aliphatic Hydrocarbons	ug/L	152	226	402	116		40 - 140
C9-C18 Aliphatic Hydrocarbons	ug/L	101	0	50.6	50		40 - 140

SAMPLE NO : 21110312410

COMPOUND	UNITS	SPIKE ADDED	MSD CONC.	MSD % REC	REC FLAG	% RPD	RPD FLAG	QC. LIMITS REC	QC. LIMITS RPD
C11-C22 Aromatics	ug/L	253	201	80		7		40 - 140	0 - 40
C19-C36 Aliphatic Hydrocarbons	ug/L	152	445	145	*	10		40 - 140	0 - 40
C9-C18 Aliphatic Hydrocarbons	ug/L	101	55.1	55		9		40 - 140	0 - 40

RPD : 0 out of 3 outside limits
 Spike Recovery: 1 out of 6 outside limits

ORGANIC METHOD BLANK SUMMARY

Lab Name: GCAL Sample ID: MB1002043
 Lab Code: LA024 Case No.: _____ Contract: _____
 Lab Sample ID: 1002043 SAS No.: _____ SDG No.: 211110257
 Matrix: Water Sulfur Cleanup: (Y/N) N Date Extracted: 11/02/11
 Date Analyzed (1): 11/04/11 Time (1): 1118 Date Analyzed (2): _____ Time (2): _____
 Instrument ID (1): GCS19B Instrument ID (2): _____ (mm)
 GC Column (1): DB-5MS-30M ID: .25 (mm) GC Column (2): _____ ID: _____
 Method: MASSEPH Prep Batch: 468306 Analytical Batch: 468719
 Lab File ID: 2111104/sv19b0

THIS METHOD BLANK APPLIES TO THE FOLLOWING SAMPLES

	<i>SAMPLE NO.</i>	<i>LAB SAMPLE ID</i>	<i>DATE ANALYZED</i>	<i>TIME ANALYZED</i>	<i>INSTRUMENT ID</i>
1.	LCS1002044	1002044	11/04/11	1206	GCS19B
2.	LCSD1002045	1002045	11/04/11	1254	GCS19B
3.	ES051	21110312407	11/04/11	2238	GCS19B

4C
ORGANIC METHOD BLANK SUMMARY

Lab Name: GCAL Sample ID: MB1004104
 Lab Code: LA024 Case No.: _____ Contract: _____
 Lab Sample ID: 1004104 SAS No.: _____ SDG No.: 211110257
 Matrix: Water Sulfur Cleanup: (Y/N) N Date Extracted: 11/08/11
 Date Analyzed (1): 11/10/11 Time (1): 1515 Date Analyzed (2): _____ Time (2): _____
 Instrument ID (1): GCS19B Instrument ID (2): _____ (mm)
 GC Column (1): DB-5MS-30M ID: .25 (mm) GC Column (2): _____ ID: _____
 Method: MASSEPH Prep Batch: 468721 Analytical Batch: 469140
 Lab File ID: 2111110/sv19b0

THIS METHOD BLANK APPLIES TO THE FOLLOWING SAMPLES

	<i>SAMPLE NO.</i>	<i>LAB SAMPLE ID</i>	<i>DATE ANALYZED</i>	<i>TIME ANALYZED</i>	<i>INSTRUMENT ID</i>
1.	LCS1004105	1004105	11/10/11	1603	GCS19B
2.	LCSD1004106	1004106	11/10/11	1651	GCS19B
3.	ES050	21110312406	11/10/11	1740	GCS19B

1D
ORGANICS ANALYSIS DATA SHEET

Lab Name: GCAL Sample ID: ES050
 Lab Code: LA024 Case No.: _____ Contract: _____
 Matrix: Water SAS No.: _____ SDG No.: 211110257
 Sample wt/vol: 990 Units: mL Lab Sample ID: 21110312406
 Level: (low/med) LOW Date Collected: 10/25/11 Time: 0950
 % Moisture: _____ decanted: (Y/N) _____ Date Received: 10/29/11
 GC Column: DB-5MS-30M ID: .25 (mm) Date Extracted: 11/08/11
 Concentrated Extract Volume: 2000 (µL) Date Analyzed: 11/10/11 Time: 1740
 Soil Aliquot Volume: _____ (µL) Dilution Factor: 1 Analyst: SMH
 Injection Volume: 1 (µL) Prep Method: MASS EPH
 GPC Cleanup: (Y/N) N pH: _____ Analytical Method: MASSEPH
 Prep Batch: 468721 Analytical Batch: 469140 Sulfur Cleanup: (Y/N) N Instrument ID: GCS19B
 CONCENTRATION UNITS: ug/L Lab File ID: 2111110/sv19b060

CAS NO.	COMPOUND	RESULT	Q	MDL	LOD	LOQ
GCSV-02-22	C11-C22 Aromatics	42.5	U	42.5	42.5	101
GCSV-02-24	C19-C36 Aliphatic Hydrocarbons	60.6	U	31.6	60.6	101
GCSV-02-23	C9-C18 Aliphatic Hydrocarbons	22.0	U	22.0	22.0	101

GCAL, Inc.

Data file : /var/chem/gcsv19b.i/2111110.b/sv19b060.d
 Lab Smp Id: 21110312406 Client Smp ID: 1
 Inj Date : 10-NOV-2011 17:40
 Operator : smh Inst ID: gcsv19b.i
 Smp Info : 21110312406*1
 Misc Info :
 Comment :
 Method : /var/chem/gcsv19b.i/2111110.b/AROEPHmass.m
 Meth Date : 11-Nov-2011 15:43 dlb Quant Type: ESTD
 Cal Date : 03-NOV-2011 13:18 Cal File: sv19b053s.d
 Als bottle: 60
 Dil Factor: 1.00000
 Integrator: HP Genie Compound Sublist: all.sub
 Target Version: 3.50
 Processing Host: org.gcal.com

Concentration Formula: Amt * DF * Uf * Vt / (Vo * Vi) * CpndVariable

Name	Value	Description
DF	1.00000	Dilution Factor
Vo	990.00000	Volume of sample extracted (mL)
Vt	2000.00000	Volume of final extract (uL)
Vi	1.00000	Volume injected (uL)
Uf	1.00000	Correction factor

Cpnd Variable Local Compound Variable

Compounds	RT	EXP RT	DLT RT	RESPONSE	CONCENTRATIONS	
					ON-COLUMN (UG/ML)	FINAL (ug/L)
\$ 3 2-Fluorobiphenyl	8.447	8.454	-0.007	43336012	17.6343	35.6
\$ 5 2-Bromonaphthalene	8.832	8.838	-0.006	32326254	20.6060	41.6
\$ 10 O-Terphenyl	9.820	9.822	-0.002	52363040	17.7574	35.9
\$ 11 Chloro-octadecane	10.164	10.158	0.006	44270171	16.1599	32.6
M 113 Total Surrogate Area				172295477		(a)

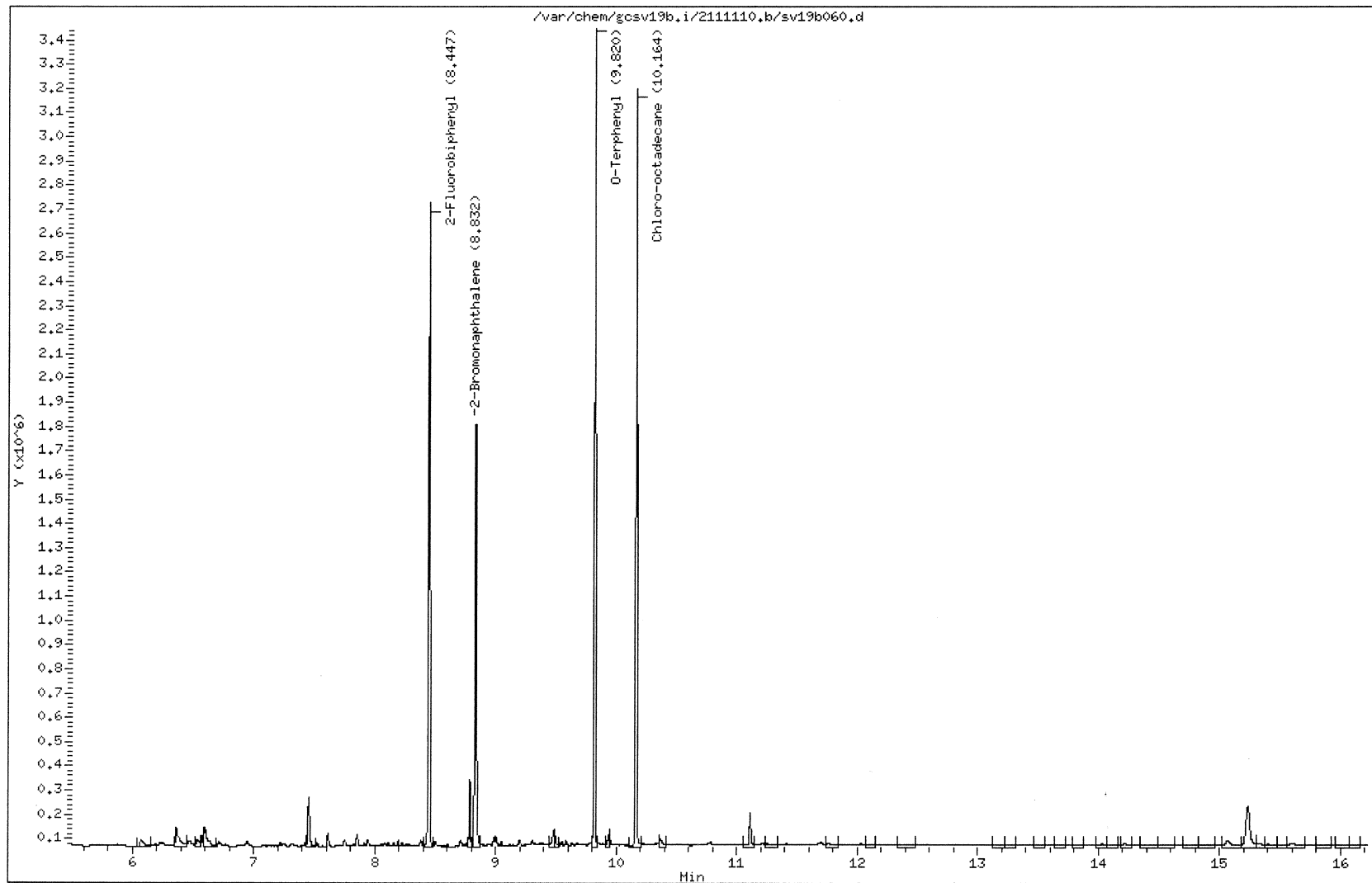
QC Flag Legend

a - Target compound detected but, quantitated amount
 Below Limit Of Quantitation (BLOQ).

Data File: /var/chem/gosv19b,i/2111110,b/sv19b060.d
Date : 10-NOV-2011 17:40
Client ID: 1
Sample Info: 21110312406*1
Volume Injected (uL): 1.0
Column phase: DB-5MS-30M

Page 1

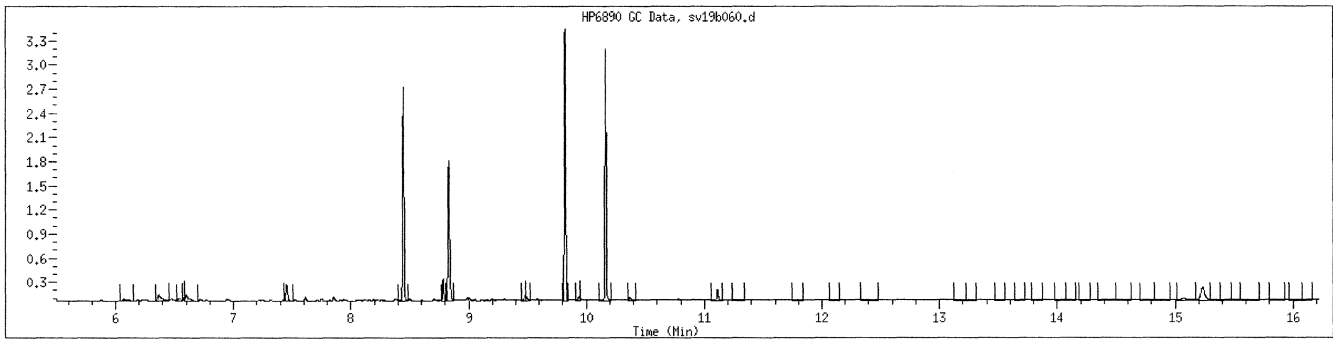
Instrument: gosv19b.i
Operator: smh
Column diameter: 0.25



211110257 14

MANUAL INTEGRATION GRAPHIC REPORT

Lab ID : 21110312406 SampleType : SAMPLE
Injection Date: 11/10/2011 17:40 Instrument : gcsv19b.i
Operator : smh
Sample Info : 21110312406*1
Misc Info :
Method : /var/chem/gcsv19b.i/2111110.b/AROEPhmass.m
Dilution : 1.00
Matrix : WATER
Integrator : HP Genie Compound Sublist: all



NO MANUAL INTEGRATIONS

GCAL, Inc.

Data file : /var/chem/gcsv19b.i/2111110.b/sv19b061.d
Lab Smp Id: 21110312406 Client Smp ID: 1
Inj Date : 10-NOV-2011 18:04
Operator : smh Inst ID: gcsv19b.i
Smp Info : 21110312406*1
Misc Info :
Comment :
Method : /var/chem/gcsv19b.i/2111110.b/ALPHEPHmass.m
Meth Date : 11-Nov-2011 15:05 dlb Quant Type: ESTD
Cal Date : 03-NOV-2011 14:30 Cal File: sv19b056.d
Als bottle: 61
Dil Factor: 1.00000
Integrator: HP Genie Compound Sublist: ALmasseph.sub
Target Version: 3.50

Concentration Formula: Amt * DF * Uf * Vt / (Vo * Vi) * CpndVariable

Name	Value	Description
DF	1.00000	Dilution Factor
Vo	990.00000	Volume of sample extracted (mL)
Vt	2000.00000	Volume of final extract (uL)
Vi	1.00000	Volume injected (uL)
Uf	1.00000	Correction factor

Cpnd Variable Local Compound Variable

Compounds	RT	EXP RT	DLT RT	RESPONSE	CONCENTRATIONS	
					ON-COLUMN (UG/ML)	FINAL (ug/L)
\$ 15 Chlorooctadecane	10.160	10.215	-0.055	17707876	6.46372	13.1(R)

QC Flag Legend

R - Spike/Surrogate failed recovery limits.

Data File: /var/chem/gosv19b,i/2111110,b/sv19b061.d

Page 1

Date : 10-NOV-2011 18:04

Client ID: 1

Instrument: gosv19b.i

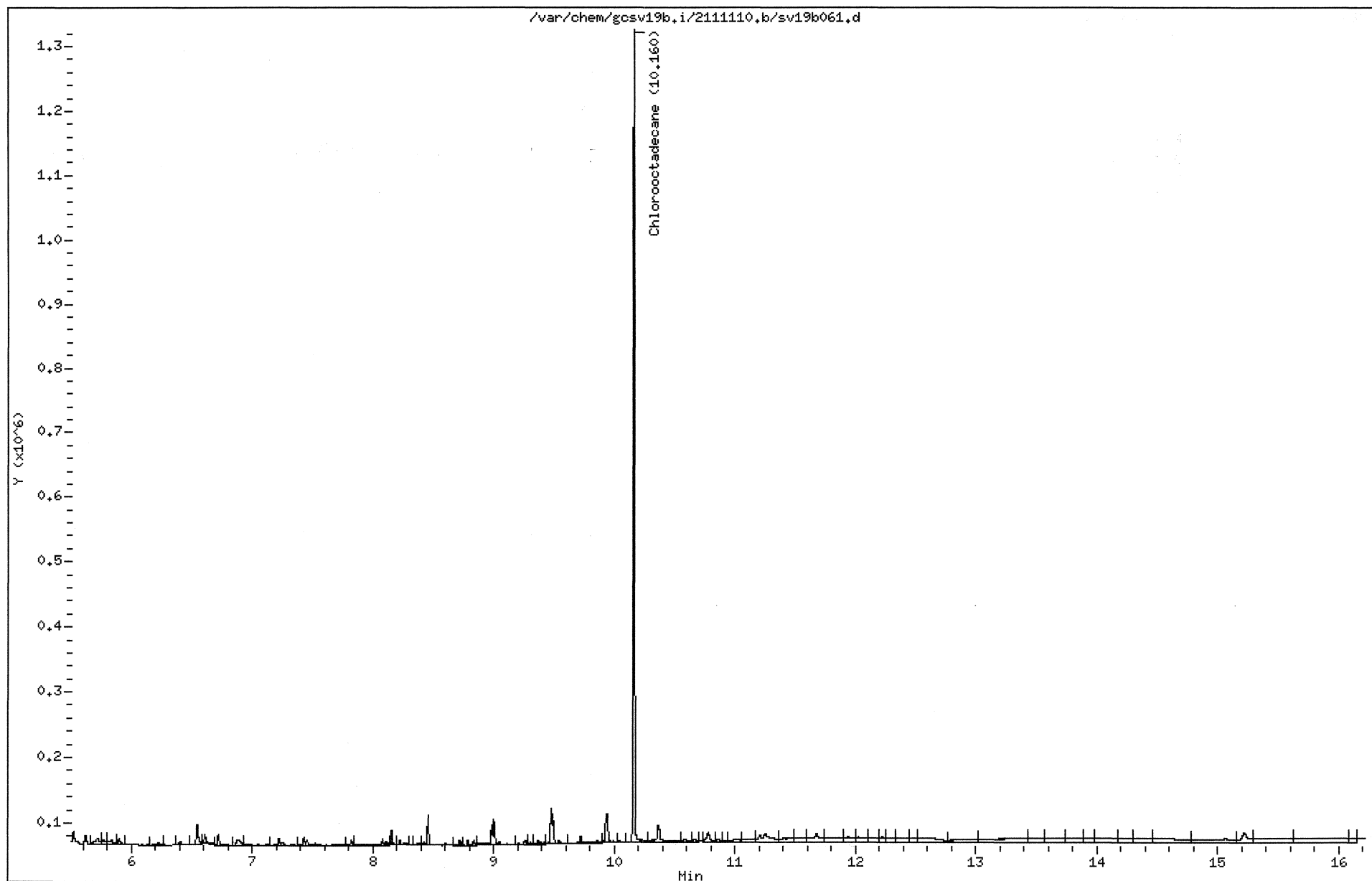
Sample Info: 21110312406*1

Operator: smh

Volume Injected (uL): 1.0

Column diameter: 0,25

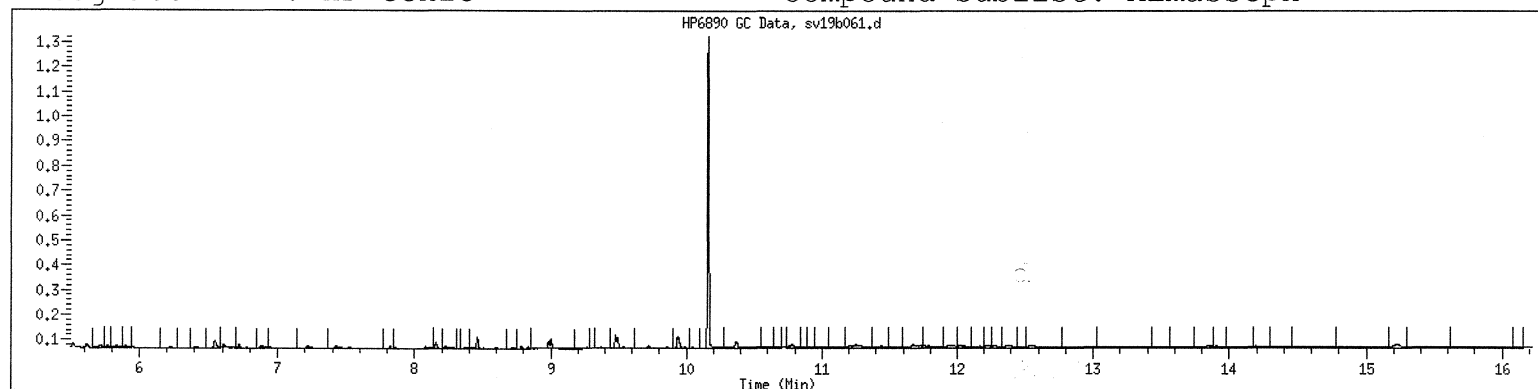
Column phase: DB-5MS-30M



211110257 17

MANUAL INTEGRATION GRAPHIC REPORT

Lab ID : 21110312406 SampleType : SAMPLE
Injection Date: 11/10/2011 18:04 Instrument : gcsv19b.i
Operator : smh
Sample Info : 21110312406*1
Misc Info :
Method : /var/chem/gcsv19b.i/2111110.b/ALPHEPHmass.m
Dilution : 1.00
Matrix : WATER
Integrator : HP Genie Compound Sublist: ALmasseph



NO MANUAL INTEGRATIONS

1D
ORGANICS ANALYSIS DATA SHEET

Lab Name: GCAL Sample ID: ES051
 Lab Code: LA024 Case No.: _____ Contract: _____
 Matrix: Water SAS No.: _____ SDG No.: 211110257
 Sample wt/vol: 970 Units: mL Lab Sample ID: 21110312407
 Level: (low/med) LOW Date Collected: 10/25/11 Time: 1130
 % Moisture: _____ decanted: (Y/N) _____ Date Received: 10/29/11
 GC Column: DB-5MS-30M ID: .25 (mm) Date Extracted: 11/02/11
 Concentrated Extract Volume: 2000 (µL) Date Analyzed: 11/04/11 Time: 2238
 Soil Aliquot Volume: _____ (µL) Dilution Factor: 1 Analyst: SMH
 Injection Volume: 1 (µL) Prep Method: MASS EPH
 GPC Cleanup: (Y/N) N pH: _____ Analytical Method: MASSEPH
 Prep Batch: 468306 Analytical Batch: 468719 Sulfur Cleanup: (Y/N) N Instrument ID: GCS19B
 CONCENTRATION UNITS: ug/L Lab File ID: 2111104/sv19b082

CAS NO.	COMPOUND	RESULT	Q	MDL	LOD	LOQ
GCSV-02-22	C11-C22 Aromatics	43.4	U	43.4	43.4	103
GCSV-02-24	C19-C36 Aliphatic Hydrocarbons	61.9	U	32.3	61.9	103
GCSV-02-23	C9-C18 Aliphatic Hydrocarbons	22.5	U	22.5	22.5	103

GCAL, Inc.

Data file : /var/chem/gcsv19b.i/2111104.b/sv19b082.d
 Lab Smp Id: 21110312407 Client Smp ID: 1
 Inj Date : 04-NOV-2011 22:38
 Operator : smh Inst ID: gcsv19b.i
 Smp Info : 21110312407*1
 Misc Info :
 Comment :
 Method : /var/chem/gcsv19b.i/2111104.b/AROEPhmass.m
 Meth Date : 08-Nov-2011 14:38 smh Quant Type: ESTD
 Cal Date : 03-NOV-2011 13:18 Cal File: sv19b053s.d
 Als bottle: 82
 Dil Factor: 1.00000
 Integrator: HP Genie Compound Sublist: all.sub
 Target Version: 3.50
 Processing Host: org.gcal.com

Concentration Formula: Amt * DF * Uf * Vt / (Vo * Vi) * CpndVariable

Name	Value	Description
DF	1.00000	Dilution Factor
Vo	970.00000	Volume of sample extracted (mL)
Vt	2000.00000	Volume of final extract (uL)
Vi	1.00000	Volume injected (uL)
Uf	1.00000	Correction factor

Cpnd Variable Local Compound Variable

Compounds	RT	EXP RT	DLT RT	RESPONSE	CONCENTRATIONS	
					ON-COLUMN (UG/ML)	FINAL (ug/L)
\$ 3 2-Fluorobiphenyl	8.450	8.454	-0.004	43734530	17.7964	36.7
\$ 5 2-Bromonaphthalene	8.833	8.839	-0.006	31155889	19.8600	40.9
\$ 10 O-Terphenyl	9.815	9.823	-0.008	48759159	16.5353	34.1
\$ 11 Chloro-octadecane	10.153	10.174	-0.021	30197570	11.0230	22.7
M 113 Total Surrogate Area				153847148		(a)

QC Flag Legend

a - Target compound detected but, quantitated amount Below Limit Of Quantitation (BLOQ).

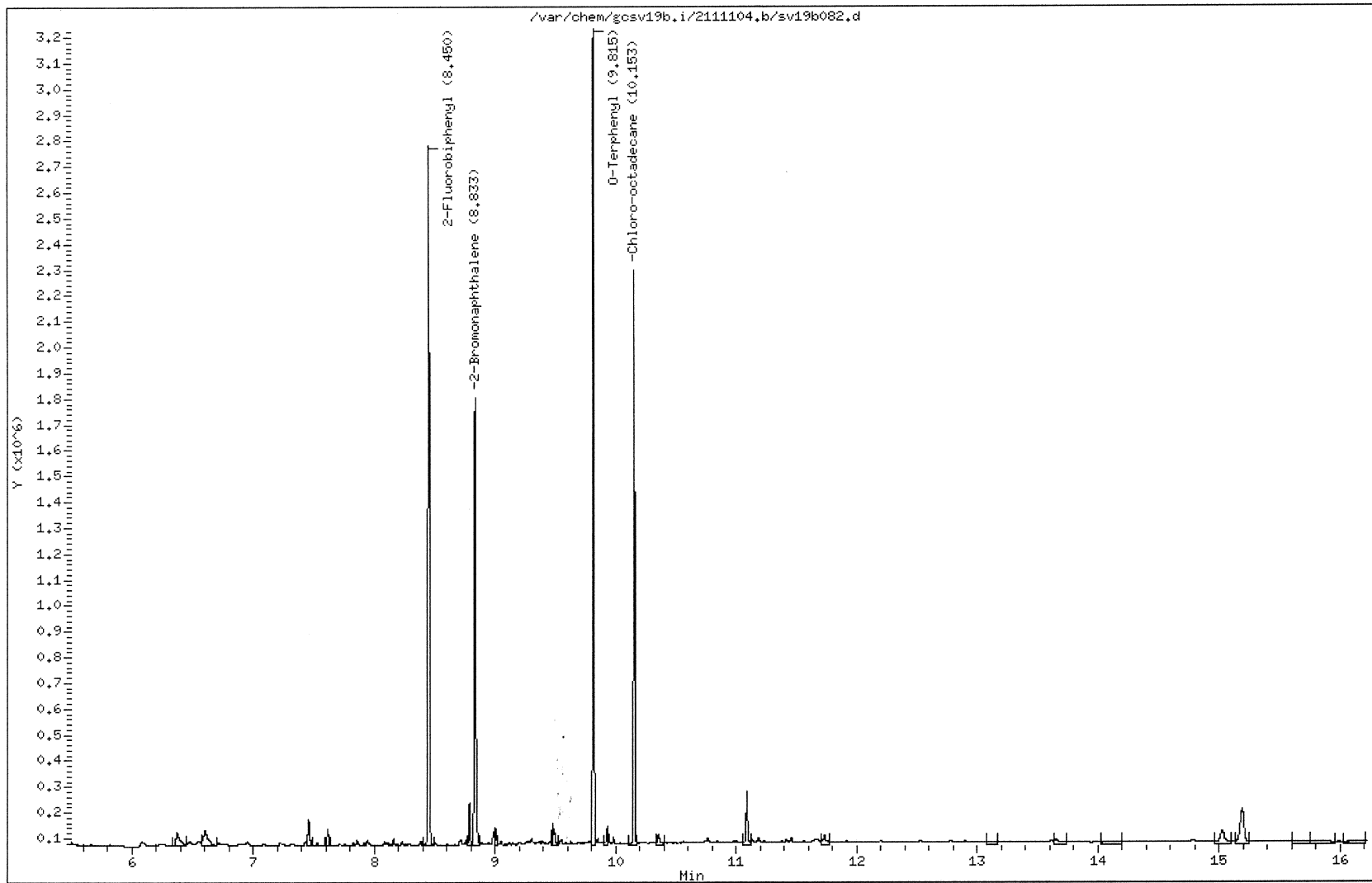
Data File: /var/chem/gcsv19b.i/2111104,b/sv19b082.d
Date : 04-NOV-2011 22:38
Client ID: 1
Sample Info: 21110312407*1
Volume Injected (uL): 1.0
Column phase: DB-5MS-30M

Page 1

Instrument: gcsv19b.i

Operator: smh

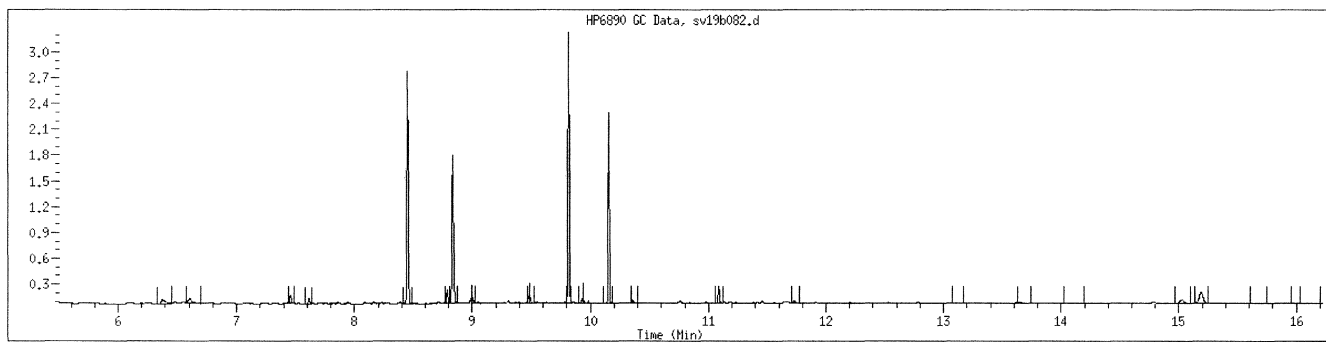
Column diameter: 0.25



211110257 21

MANUAL INTEGRATION GRAPHIC REPORT

Lab ID : 21110312407 SampleType : SAMPLE
Injection Date: 11/04/2011 22:38 Instrument : gcsv19b.i
Operator : smh
Sample Info : 21110312407*1
Misc Info :
Method : /var/chem/gcsv19b.i/2111104.b/AROEPhmass.m
Dilution : 1.00
Matrix : WATER
Integrator : HP Genie Compound Sublist: all



NO MANUAL INTEGRATIONS

GCAL, Inc.

Data file : /var/chem/gcsv19b.i/2111104.b/sv19b083.d
Lab Smp Id: 21110312407 Client Smp ID: 1
Inj Date : 04-NOV-2011 23:02
Operator : smh Inst ID: gcsv19b.i
Smp Info : 21110312407*1
Misc Info :
Comment :
Method : /var/chem/gcsv19b.i/2111104.b/ALPHEPHmass.m
Meth Date : 08-Nov-2011 14:08 smh Quant Type: ESTD
Cal Date : 03-NOV-2011 14:30 Cal File: sv19b056.d
Als bottle: 83
Dil Factor: 1.00000
Integrator: HP Genie Compound Sublist: ALmasseph.sub
Target Version: 3.50
Processing Host: org.gcal.com

Concentration Formula: Amt * DF * Uf * Vt / (Vo * Vi) * CpndVariable

Name	Value	Description
DF	1.00000	Dilution Factor
Vo	970.00000	Volume of sample extracted (mL)
Vt	2000.00000	Volume of final extract (uL)
Vi	1.00000	Volume injected (uL)
Uf	1.00000	Correction factor

Cpnd Variable Local Compound Variable

Compounds	RT	EXP RT	DLT RT	RESPONSE	CONCENTRATIONS	
					ON-COLUMN (UG/ML)	FINAL (ug/L)
10 C-18	9.475	9.504	-0.029	24012147	7.94765	16.4 (M1)
M 11 Alip C9-C18				24012147	7.94765	16.4
114 C-36	10.152	15.144	-4.992	50794345	17.3618	35.8 (AM1)
M 24 Alip C19-C36				50794345	17.3618	35.8

QC Flag Legend

- A - Target compound detected but, quantitated amount exceeded maximum amount.
- M1- Compound response manually integrated because Target system did not integrate.

GCAL, Inc.

Data file : /var/chem/gcsv19b.i/2111104.b/sv19b083s.d
Lab Smp Id: 21110312407 Client Smp ID: 1
Inj Date : 04-NOV-2011 23:02
Operator : smh Inst ID: gcsv19b.i
Smp Info : 21110312407*1
Misc Info :
Comment :
Method : /var/chem/gcsv19b.i/2111104.b/ALPHEPHmass.m
Meth Date : 08-Nov-2011 14:08 smh Quant Type: ESTD
Cal Date : 03-NOV-2011 14:30 Cal File: sv19b056.d
Als bottle: 83
Dil Factor: 1.00000
Integrator: HP Genie Compound Sublist: Chloro.sub
Target Version: 3.50
Processing Host: org.gcal.com

Concentration Formula: Amt * DF * Uf * Vt / (Vo * Vi) * CpndVariable

Name	Value	Description
DF	1.00000	Dilution Factor
Vo	970.00000	Volume of sample extracted (mL)
Vt	2000.00000	Volume of final extract (uL)
Vi	1.00000	Volume injected (uL)
Uf	1.00000	Correction factor

Cpnd Variable Local Compound Variable

Compounds	RT	EXP	RT	DLT	RT	RESPONSE	CONCENTRATIONS	
							ON-COLUMN (UG/ML)	FINAL (ug/L)
\$ 15 Chlorooctadecane	10.152	10.216	-0.064	11935988	4.35687	8.98 (R)		

QC Flag Legend

R - Spike/Surrogate failed recovery limits.

Data File: /var/chem/gosv19b,i/2111104,b/sv19b083.d

Page 1

Date : 04-NOV-2011 23:02

Client ID: 1

Instrument: gosv19b.i

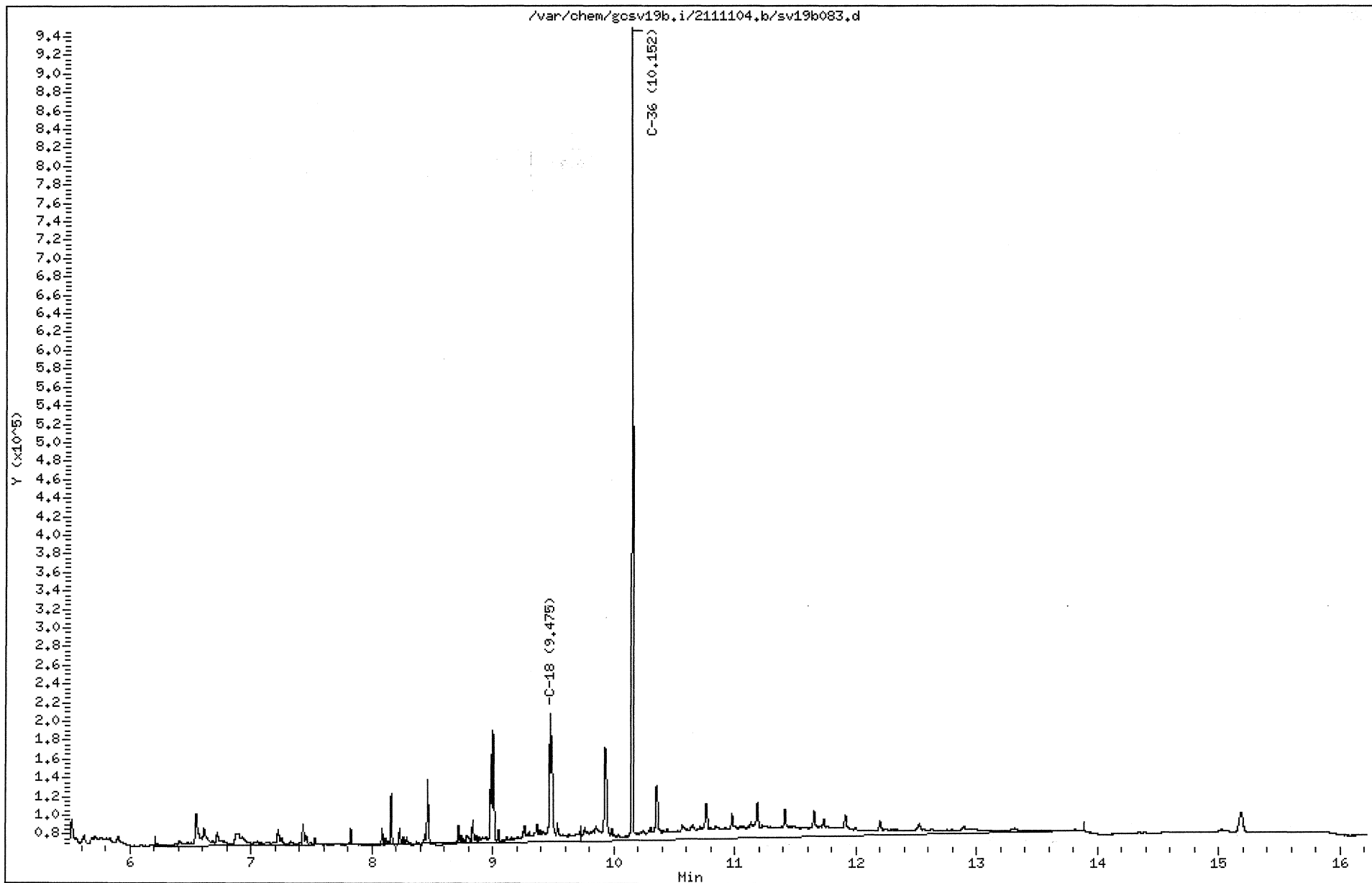
Sample Info: 21110312407*1

Volume Injected (uL): 1.0

Operator: smh

Column phase: DB-5MS-30M

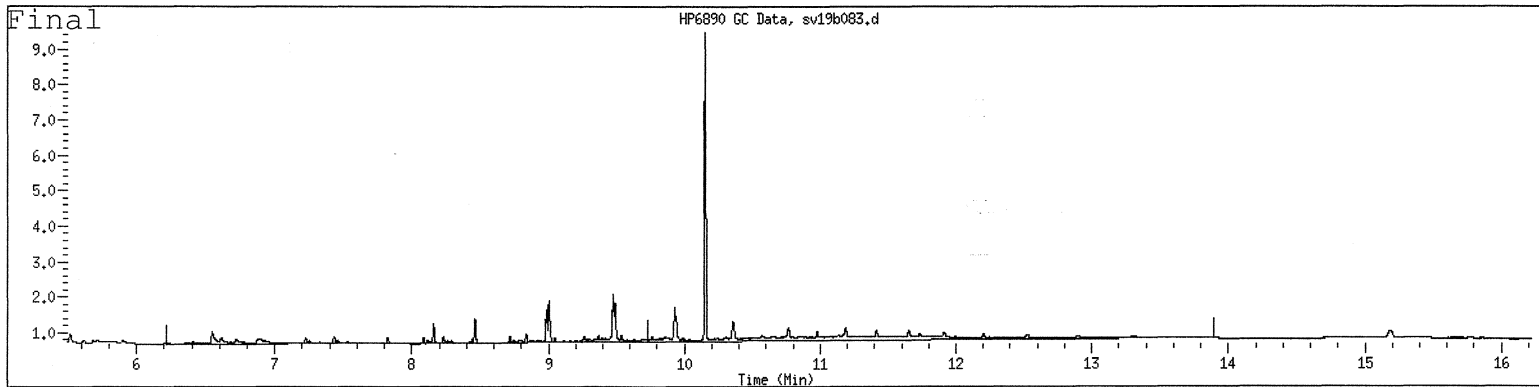
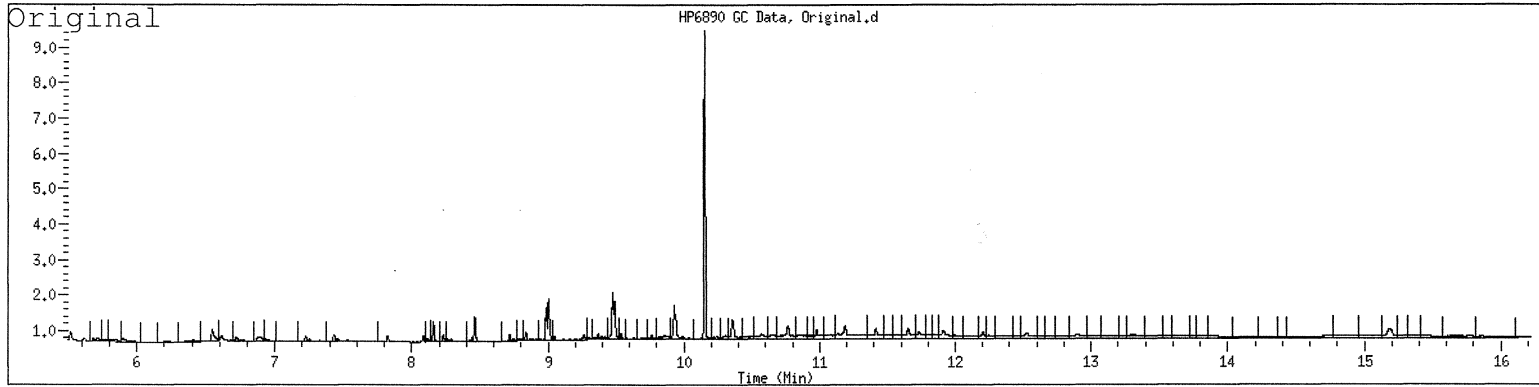
Column diameter: 0.25



211110257 25

MANUAL INTEGRATION GRAPHIC REPORT

Lab ID : 21110312407 SampleType : SAMPLE
Injection Date: 11/04/2011 23:02 Instrument : gcsv19b.i
Operator : smh
Sample Info : 21110312407*1
Misc Info :
Method : /var/chem/gcsv19b.i/2111104.b/ALPHEPHmass.m
Dilution : 1.00
Matrix : WATER
Integrator : HP Genie Compound Sublist: ALmasseph



GCAL, Inc.

INITIAL CALIBRATION DATA

Start Cal Date : 03-NOV-2011 12:55
 End Cal Date : 03-NOV-2011 14:30
 Quant Method : ESTD
 Origin : Disabled
 Target Version : 3.50
 Integrator : HP Genie
 Method file : /var/chem/gcsv19b.i/2111110.b/ALPHEPHmass.m
 Cal Date : 17-Nov-2011 12:26 smh
 Curve Type : Average

Calibration File Names:

Level 1: /var/chem/gcsv19b.i/2111103.b/sv19b052.d
 Level 2: /var/chem/gcsv19b.i/2111103.b/sv19b053.d
 Level 3: /var/chem/gcsv19b.i/2111103.b/sv19b054.d
 Level 4: /var/chem/gcsv19b.i/2111103.b/sv19b055.d
 Level 5: /var/chem/gcsv19b.i/2111103.b/sv19b056.d

Compound	1.000 Level 1	10.000 Level 2	50.000 Level 3	100.000 Level 4	200.000 Level 5	RRF	% RSD
1 C-9	2907155	2795641	2675594	2679051	2539259	2719340	5.104
2 C-10	2799368	2826425	2717674	2752582	2600027	2739215	3.226
3 C-11	+++++	+++++	+++++	+++++	+++++	+++++	+++++
4 C-12	2927391	2898654	2764473	2774841	2641941	2801460	4.102
5 C-13	+++++	+++++	+++++	+++++	+++++	+++++	+++++
6 C-14	2986461	2962295	2862352	2862981	2716594	2878136	3.701
7 C-15	+++++	+++++	+++++	+++++	+++++	+++++	+++++
8 C-16	3076201	3075973	2956170	2972906	2834259	2983102	3.364
9 C-17	+++++	+++++	+++++	+++++	+++++	+++++	+++++
10 C-18	3132014	3109313	2986762	3012326	2866031	3021289	3.526
M 11 Alip C9-C18	2971432	2944717	2827171	2842448	2699685	2857090	3.779
12 C-19	3105166	3106510	2982171	3015246	2877102	3017239	3.169
13 C-20	3095123	3146395	3018289	3051261	2915502	3045314	2.859
14 C-21	+++++	+++++	+++++	+++++	+++++	+++++	+++++
16 C-22	3086197	3160319	3040998	3073189	2942532	3060647	2.587
17 C-23	+++++	+++++	+++++	+++++	+++++	+++++	+++++
18 C-24	3088147	3182819	3098256	3124206	2998582	3098402	2.157
19 C-25	+++++	+++++	+++++	+++++	+++++	+++++	+++++
20 C-26	3093703	3199157	3120962	3153549	3033072	3120089	2.004
21 C-27	+++++	+++++	+++++	+++++	+++++	+++++	+++++
22 C-28	3086943	3160312	3086851	3125844	3019987	3095987	1.692
115 C-30	3100257	3187831	3112669	3153703	3047243	3120341	1.716

GCAL, Inc.

INITIAL CALIBRATION DATA

Start Cal Date : 03-NOV-2011 12:55
 End Cal Date : 03-NOV-2011 14:30
 Quant Method : ESTD
 Origin : Disabled
 Target Version : 3.50
 Integrator : HP Genie
 Method file : /var/chem/gcsv19b.i/2111110.b/ALPHEPHmass.m
 Cal Date : 17-Nov-2011 12:26 smh
 Curve Type : Average

Compound	1.000 Level 1	10.000 Level 2	50.000 Level 3	100.000 Level 4	200.000 Level 5	RRF	% RSD
23 C-35	+++++	+++++	+++++	+++++	+++++	+++++	+++++
114 C-36	2886196	3002979	2951503	2961566	2825927	2925634	2.383
M 24 Alip C19-C36	3067716	3143290	3051462	3082321	2957493	3060457	2.196
\$ 15 Chlorooctadecane	2745086	2791763	2723572	2771406	2666079	2739581	1.772

GCAL, Inc.

Data file : /var/chem/gcsv19b.i/2111103.b/sv19b052.d
 Lab Smp Id: 1201 Client Smp ID: 1 84-15-4
 Inj Date : 03-NOV-2011 12:55
 Operator : smh Inst ID: gcsv19b.i
 Smp Info : 1201*1 84-16-1
 Misc Info :
 Comment :
 Method : /var/chem/gcsv19b.i/2111103.b/ALPHEPHmass.m
 Meth Date : 08-Nov-2011 09:16 dlb Quant Type: ESTD
 Cal Date : 03-NOV-2011 12:55 Cal File: sv19b052.d
 Als bottle: 52 Calibration Sample, Level: 1
 Dil Factor: 1.00000
 Integrator: HP Genie Compound Sublist: ALmaseph.sub
 Target Version: 3.50
 Processing Host: org.gcal.com

Concentration Formula: Amt * DF * Uf * Vt / (Vo * Vi) * CpndVariable

Name	Value	Description
DF	1.00000	Dilution Factor
Vo	1000.00000	Volume of sample extracted (mL)
Vt	2000.00000	Volume of final extract (uL)
Vi	1.00000	Volume injected (uL)
Uf	1.00000	Correction factor

Cpnd Variable

Local Compound Variable

Compounds	AMOUNTS						
	RT	EXP RT	DLT RT	RESPONSE	CAL-AMT (UG/ML)	ON-COL (UG/ML)	
1 C-9	6.222	6.232	-0.010	2907155	1.00000	1.00 (M2)	
2 C-10	6.925	6.929	-0.004	2799368	1.00000	1.00 (M2)	
4 C-12	7.823	7.833	-0.010	2927391	1.00000	1.00 (M2)	
6 C-14	8.462	8.471	-0.009	2986461	1.00000	1.00 (M2)	
8 C-16	9.008	9.014	-0.006	3076201	1.00000	1.00 (M2)	
10 C-18	9.502	9.504	-0.002	3132014	1.00000	1.00 (M2)	
M 11 Alip C9-C18				17828590	6.00000	6.00	
12 C-19	9.738	9.774	-0.036	3105166	1.00000	1.00 (M2)	
13 C-20	9.965	9.957	0.008	3095123	1.00000	1.00 (M2)	
\$ 15 Chlorooctadecane	10.185	10.217	-0.032	2745086	1.00000	1.00 (M2)	
16 C-22	10.403	10.384	0.019	3086197	1.00000	1.00 (M2)	
18 C-24	10.826	10.796	0.030	3088147	1.00000	1.00 (M2)	
20 C-26	11.263	11.223	0.040	3093703	1.00000	1.00 (M2)	

Compounds	RT	EXP RT	DLT RT	RESPONSE	AMOUNTS	
					CAL-AMT (UG/ML)	ON-COL (UG/ML)
22 C-28	11.738	11.724	0.014	3086943	1.00000	1.00 (M2)
115 C-30	12.298	12.250	0.048	3100257	1.00000	1.00 (AM2)
114 C-36	15.181	15.144	0.037	2886196	1.00000	1.00 (AM2)
M 24 Alip C19-C36				24541732	8.00000	8.00

QC Flag Legend

- A - Target compound detected but, quantitated amount exceeded maximum amount.
- M2- Compound response manually integrated because Target system integrated incorrectly.

Date : 03-NOV-2011 12:55

Client ID: 1 84-15-4

Instrument: gcsv19b.i

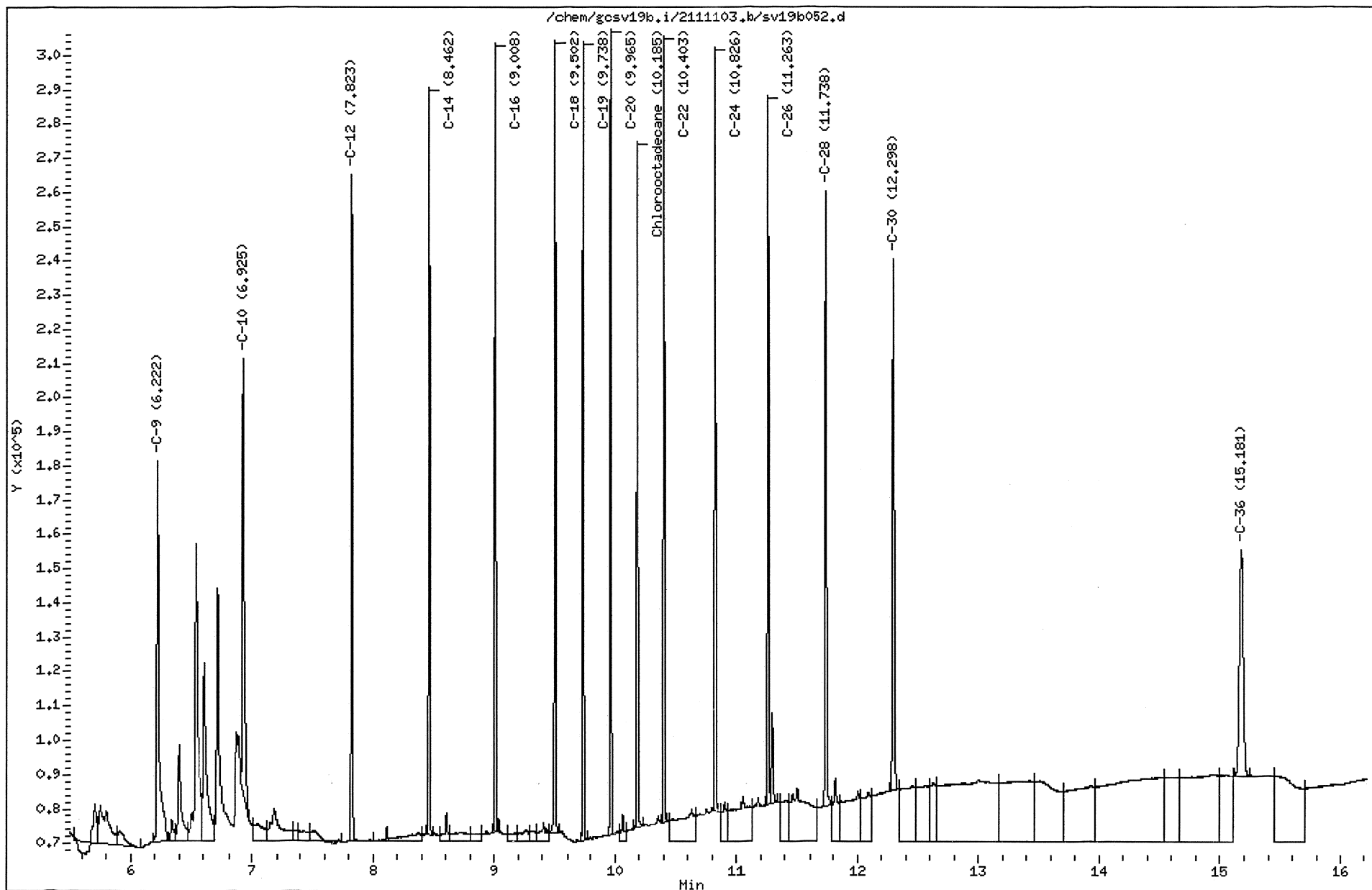
Sample Info: 1201x1 84-16-1

Volume Injected (uL): 1.0

Operator: sah

Column phase: DB-5MS-30M

Column diameter: 0.25



GCAL, Inc.

Data file : /var/chem/gcsv19b.i/2111103.b/sv19b053.d
 Lab Smp Id: 1202 Client Smp ID: 1 84-15-4
 Inj Date : 03-NOV-2011 13:18
 Operator : smh Inst ID: gcsv19b.i
 Smp Info : 1202*1 84-16-1
 Misc Info :
 Comment :
 Method : /var/chem/gcsv19b.i/2111103.b/ALPHEPHmass.m
 Meth Date : 08-Nov-2011 09:16 dlb Quant Type: ESTD
 Cal Date : 03-NOV-2011 13:18 Cal File: sv19b053.d
 Als bottle: 53 Calibration Sample, Level: 2
 Dil Factor: 1.00000
 Integrator: HP Genie Compound Sublist: ALmasseph.sub
 Target Version: 3.50
 Processing Host: org.gcal.com

Concentration Formula: Amt * DF * Uf * Vt / (Vo * Vi) * CpndVariable

Name	Value	Description
DF	1.00000	Dilution Factor
Vo	1000.00000	Volume of sample extracted (mL)
Vt	2000.00000	Volume of final extract (uL)
Vi	1.00000	Volume injected (uL)
Uf	1.00000	Correction factor

Cpnd Variable

Local Compound Variable

Compounds	AMOUNTS						
	RT	EXP RT	DLT RT	RESPONSE	CAL-AMT (UG/ML)	ON-COL (UG/ML)	
1 C-9	6.225	6.232	-0.007	27956412	10.0000	9.80 (M2)	
2 C-10	6.929	6.929	0.000	28264251	10.0000	10.0 (M2)	
4 C-12	7.825	7.833	-0.008	28986541	10.0000	9.95 (M2)	
6 C-14	8.463	8.471	-0.008	29622947	10.0000	9.96 (M2)	
8 C-16	9.005	9.014	-0.009	30759729	10.0000	10.0 (M2)	
10 C-18	9.495	9.504	-0.009	31093127	10.0000	9.96 (M2)	
M 11 Alip C9-C18				176683007	60.0000	59.7	
12 C-19	9.726	9.774	-0.048	31065095	10.0000	10.0 (M2)	
13 C-20	9.950	9.957	-0.007	31463953	10.0000	10.1 (M2)	
§ 15 Chlorooctadecane	10.165	10.217	-0.052	27917627	10.0000	10.1 (M2)	
16 C-22	10.379	10.384	-0.005	31603189	10.0000	10.1 (M2)	
18 C-24	10.792	10.796	-0.004	31828188	10.0000	10.2 (M2)	
20 C-26	11.219	11.223	-0.004	31991568	10.0000	10.2 (M2)	

Compounds	AMOUNTS					
	RT	EXP RT	DLT RT	RESPONSE	CAL-AMT (UG/ML)	ON-COL (UG/ML)
=====	==	=====	=====	=====	=====	=====
22 C-28	11.688	11.724	-0.036	31603121	10.0000	10.1 (M2)
115 C-30	12.243	12.250	-0.007	31878310	10.0000	10.1 (AM2)
114 C-36	15.117	15.144	-0.027	30029788	10.0000	10.2 (AM2)
M 24 Alip C19-C36				251463212	80.0000	81.0

QC Flag Legend

- A - Target compound detected but, quantitated amount exceeded maximum amount.
- M2- Compound response manually integrated because Target system integrated incorrectly.

Date : 03-NOV-2011 13:18

Client ID: 1 84-15-4

Sample Info: 1202*1 84-16-1

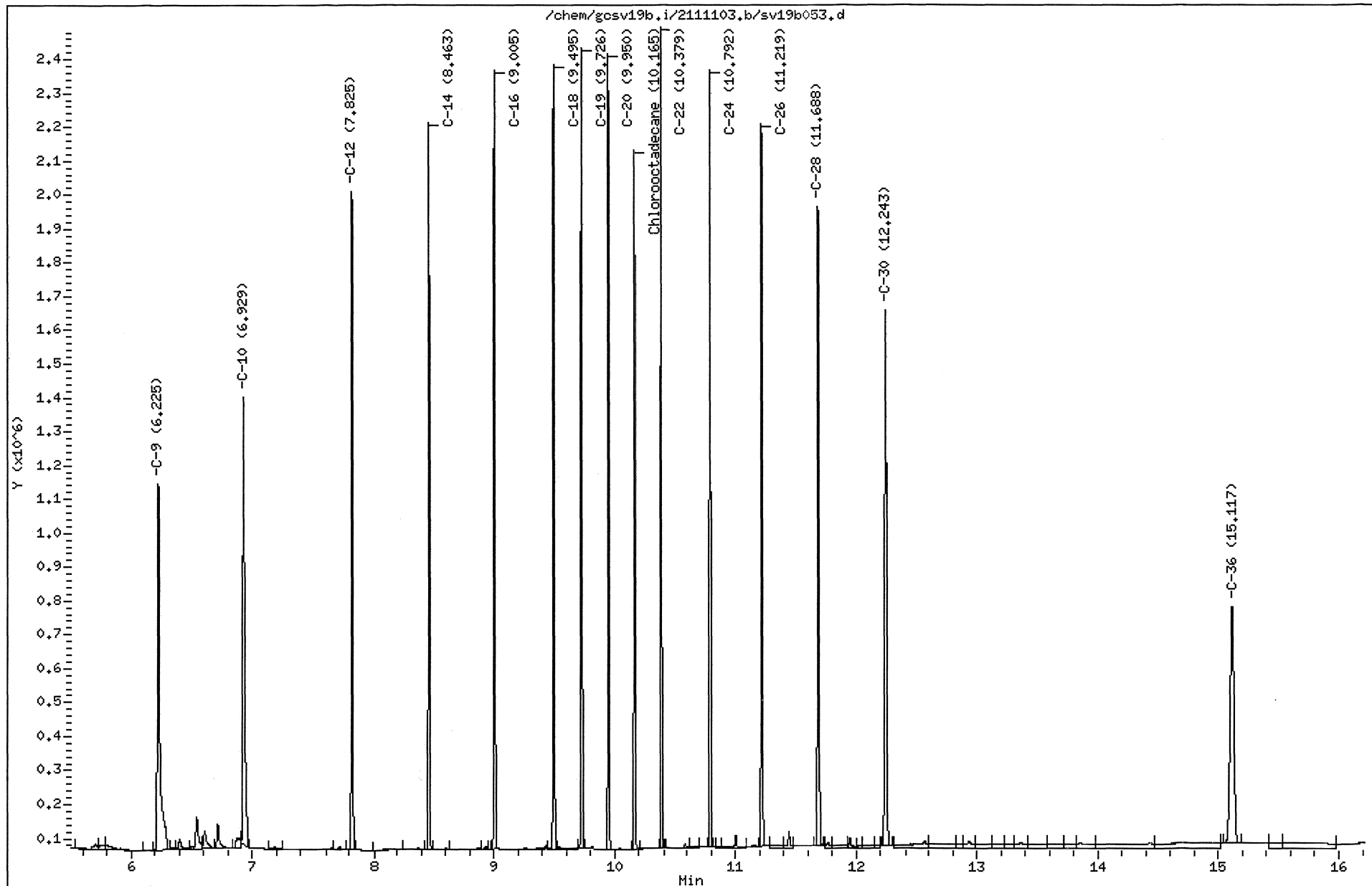
Volume Injected (uL): 1.0

Column phase: DB-5MS-30M

Instrument: gcsv19b,i

Operator: smh

Column diameter: 0,25



GCAL, Inc.

Data file : /var/chem/gcsv19b.i/2111103.b/sv19b054.d
 Lab Smp Id: 1203 Client Smp ID: 1 84-15-4
 Inj Date : 03-NOV-2011 13:42
 Operator : smh Inst ID: gcsv19b.i
 Smp Info : 1203*1 84-16-1
 Misc Info :
 Comment :
 Method : /var/chem/gcsv19b.i/2111103.b/ALPHEPHmass.m
 Meth Date : 08-Nov-2011 09:16 dlb Quant Type: ESTD
 Cal Date : 03-NOV-2011 13:42 Cal File: sv19b054.d
 Als bottle: 54 Calibration Sample, Level: 3
 Dil Factor: 1.00000
 Integrator: HP Genie Compound Sublist: ALmaseph.sub
 Target Version: 3.50
 Processing Host: org.gcal.com

Concentration Formula: Amt * DF * Uf * Vt/(Vo * Vi) * CpndVariable

Name	Value	Description
DF	1.00000	Dilution Factor
Vo	1000.00000	Volume of sample extracted (mL)
Vt	2000.00000	Volume of final extract (uL)
Vi	1.00000	Volume injected (uL)
Uf	1.00000	Correction factor

Cpnd Variable

Local Compound Variable

Compounds	AMOUNTS						
	RT	EXP RT	DLT RT	RESPONSE	CAL-AMT (UG/ML)	ON-COL (UG/ML)	
1 C-9	6.230	6.232	-0.002	133779709	50.0000	47.9	
2 C-10	6.931	6.929	0.002	135883716	50.0000	48.9	
4 C-12	7.828	7.833	-0.005	138223627	50.0000	48.3	
6 C-14	8.466	8.471	-0.005	143117588	50.0000	48.7	
8 C-16	9.008	9.014	-0.006	147808492	50.0000	48.7	
10 C-18	9.497	9.504	-0.007	149338101	50.0000	48.5	
M 11 Alip C9-C18				848151233	300.000	291	
12 C-19	9.729	9.774	-0.045	149108539	50.0000	48.7	
13 C-20	9.951	9.957	-0.006	150914449	50.0000	48.9	
\$ 15 Chlorooctadecane	10.165	10.217	-0.052	136178585	50.0000	49.5	
16 C-22	10.378	10.384	-0.006	152049887	50.0000	49.1	
18 C-24	10.789	10.796	-0.007	154912784	50.0000	49.6	
20 C-26	11.216	11.223	-0.007	156048078	50.0000	49.7	

Compounds	RT	EXP RT	DLT RT	RESPONSE	AMOUNTS	
					CAL-AMT (UG/ML)	ON-COL (UG/ML)
22 C-28	11.684	11.724	-0.040	154342550	50.0000	49.6
115 C-30	12.240	12.250	-0.010	155633447	50.0000	49.7 (A)
114 C-36	15.131	15.144	-0.013	147575152	50.0000	50.1 (A)
M 24 Alip C19-C36				1220584886	400.000	395

QC Flag Legend

A - Target compound detected but, quantitated amount exceeded maximum amount.

Date : 03-NOV-2011 13:42

Client ID: 1 84-15-4

Sample Info: 1203x1 84-16-1

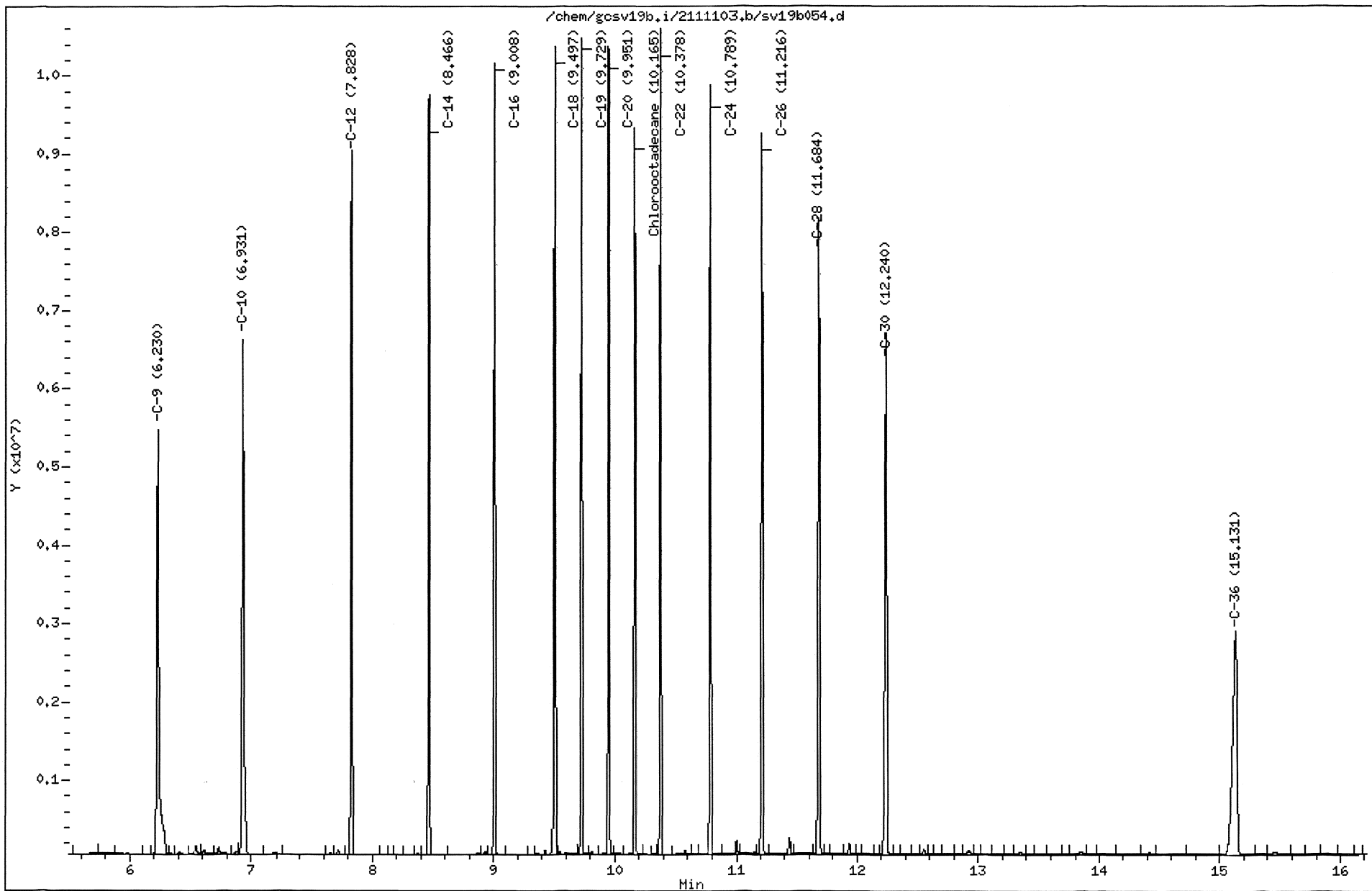
Volume Injected (uL): 1.0

Column phase: DB-5MS-30M

Instrument: gcsv19b.i

Operator: smh

Column diameter: 0.25



GCAL, Inc.

Data file : /var/chem/gcsv19b.i/2111103.b/sv19b055.d
 Lab Smp Id: 1204 Client Smp ID: 1 84-15-4
 Inj Date : 03-NOV-2011 14:06
 Operator : smh Inst ID: gcsv19b.i
 Smp Info : 1204*1 84-16-1
 Misc Info :
 Comment :
 Method : /var/chem/gcsv19b.i/2111103.b/ALPHEPHmass.m
 Meth Date : 08-Nov-2011 09:16 dlb Quant Type: ESTD
 Cal Date : 03-NOV-2011 14:06 Cal File: sv19b055.d
 Als bottle: 55 Calibration Sample, Level: 4
 Dil Factor: 1.00000
 Integrator: HP Genie Compound Sublist: ALmaseph.sub
 Target Version: 3.50
 Processing Host: org.gcal.com

Concentration Formula: Amt * DF * Uf * Vt / (Vo * Vi) * CpndVariable

Name	Value	Description
DF	1.00000	Dilution Factor
Vo	1000.00000	Volume of sample extracted (mL)
Vt	2000.00000	Volume of final extract (uL)
Vi	1.00000	Volume injected (uL)
Uf	1.00000	Correction factor

Cpnd Variable

Local Compound Variable

Compounds	RT	EXP RT	DLT RT	RESPONSE	AMOUNTS	
					CAL-AMT (UG/ML)	ON-COL (UG/ML)
1 C-9	6.234	6.232	0.002	267905092	100.000	96.9
2 C-10	6.936	6.929	0.007	275258180	100.000	99.2
4 C-12	7.831	7.833	-0.002	277484130	100.000	97.7
6 C-14	8.469	8.471	-0.002	286298081	100.000	98.1
8 C-16	9.012	9.014	-0.002	297290630	100.000	98.4
10 C-18	9.502	9.504	-0.002	301232611	100.000	98.4
M 11 Alip C9-C18				1705468724	600.000	589
12 C-19	9.733	9.774	-0.041	301524643	100.000	98.8
13 C-20	9.957	9.957	0.000	305126115	100.000	99.1
\$ 15 Chlorooctadecane	10.172	10.217	-0.045	277140629	100.000	100
16 C-22	10.385	10.384	0.001	307318934	100.000	99.5
18 C-24	10.798	10.796	0.002	312420640	100.000	100
20 C-26	11.227	11.223	0.004	315354910	100.000	100

Compounds	RT	EXP RT	DLT RT	RESPONSE	AMOUNTS	
					CAL-AMT (UG/ML)	ON-COL (UG/ML)
22 C-28	11.697	11.724	-0.027	312584380	100.000	100
115 C-30	12.256	12.250	0.006	315370277	100.000	100 (A)
114 C-36	15.168	15.144	0.024	296156565	100.000	100 (A)
M 24 Alip C19-C36				2465856464	800.000	799

QC Flag Legend

A - Target compound detected but, quantitated amount exceeded maximum amount.

Date : 03-NOV-2011 14:06

Client ID: 1 84-15-4

Sample Info: 1204*1 84-16-1

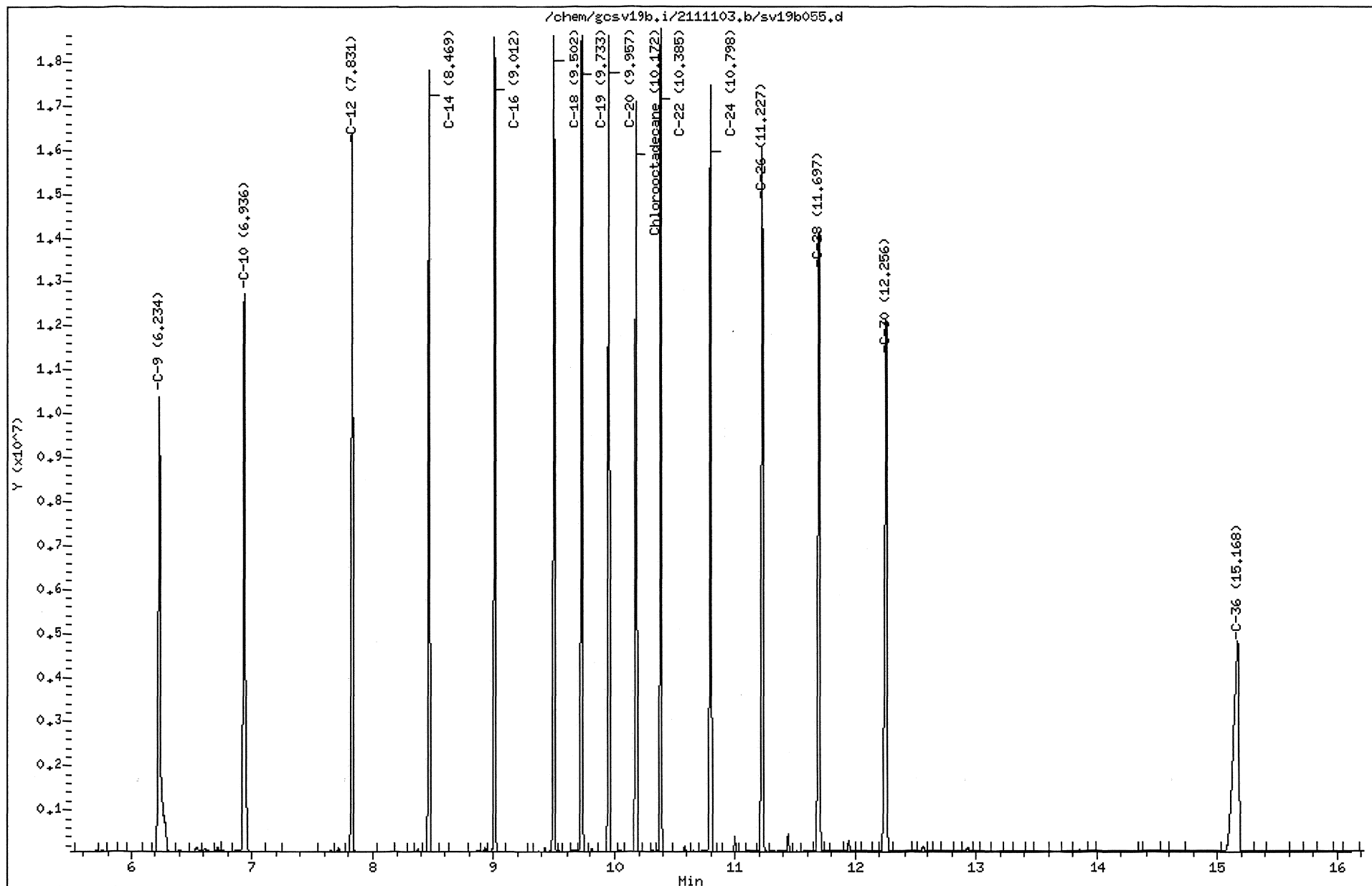
Volume Injected (uL): 1.0

Column phase: DB-5MS-30M

Instrument: gcsv19b.i

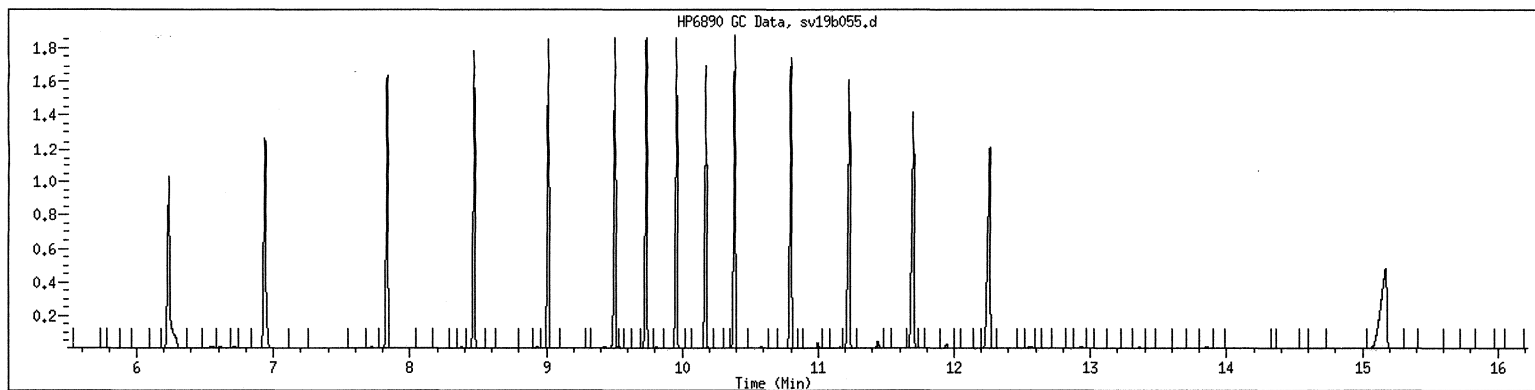
Operator: smh

Column diameter: 0.25



MANUAL INTEGRATION GRAPHIC REPORT

Lab ID : 1204 SampleType : CALIB_4
Injection Date: 11/03/2011 14:06 Instrument : gcsv19b.i
Operator : smh
Sample Info : 1204*1 84-16-1
Misc Info :
Method : /var/chem/gcsv19b.i/2111103.b/ALPHEPHmass.m
Dilution : 1.00
Matrix : WATER
Integrator : HP Genie Compound Sublist: ALmasseph



NO MANUAL INTEGRATIONS

GCAL, Inc.

Data file : /var/chem/gcsv19b.i/2111103.b/sv19b056.d
 Lab Smp Id: 1205 Client Smp ID: 1 84-15-4
 Inj Date : 03-NOV-2011 14:30
 Operator : smh Inst ID: gcsv19b.i
 Smp Info : 1205*1 84-16-1
 Misc Info :
 Comment :
 Method : /var/chem/gcsv19b.i/2111103.b/ALPHEPHmass.m
 Meth Date : 08-Nov-2011 09:16 dlb Quant Type: ESTD
 Cal Date : 03-NOV-2011 14:30 Cal File: sv19b056.d
 Als bottle: 56 Calibration Sample, Level: 5
 Dil Factor: 1.00000
 Integrator: HP Genie Compound Sublist: ALmaseph.sub
 Target Version: 3.50
 Processing Host: org.gcal.com

Concentration Formula: Amt * DF * Uf * Vt / (Vo * Vi) * CpndVariable

Name	Value	Description
DF	1.00000	Dilution Factor
Vo	1000.00000	Volume of sample extracted (mL)
Vt	2000.00000	Volume of final extract (uL)
Vi	1.00000	Volume injected (uL)
Uf	1.00000	Correction factor

Cpnd Variable

Local Compound Variable

Compounds	AMOUNTS						
	RT	EXP RT	DLT RT	RT	RESPONSE	CAL-AMT (UG/ML)	ON-COL (UG/ML)
1 C-9	6.235	6.232	0.003	507851786	200.000	187	
2 C-10	6.940	6.929	0.011	520005449	200.000	190	
4 C-12	7.836	7.833	0.003	528388238	200.000	189	
6 C-14	8.473	8.471	0.002	543318717	200.000	189	
8 C-16	9.016	9.014	0.002	566851761	200.000	190	
10 C-18	9.505	9.504	0.001	573206156	200.000	190	
M 11 Alip C9-C18				3239622107	1200.00	1130	
12 C-19	9.736	9.774	-0.038	575420346	200.000	191	
13 C-20	9.959	9.957	0.002	583100339	200.000	191	
\$ 15 Chlorooctadecane	10.174	10.217	-0.043	533215722	200.000	195	
16 C-22	10.386	10.384	0.002	588506366	200.000	192	
18 C-24	10.798	10.796	0.002	599716399	200.000	194	
20 C-26	11.226	11.223	0.003	606614444	200.000	194	

Compounds	RT	EXP RT	DLT RT	RESPONSE	AMOUNTS	
					CAL-AMT (UG/ML)	ON-COL (UG/ML)
22 C-28	11.698	11.724	-0.026	603997432	200.000	195
115 C-30	12.259	12.250	0.009	609448655	200.000	195 (A)
114 C-36	15.188	15.144	0.044	565185453	200.000	193 (A)
M 24 Alip C19-C36				4731989434	1600.00	1550

QC Flag Legend

A - Target compound detected but, quantitated amount exceeded maximum amount.

Date : 03-NOV-2011 14:30

Client ID: 1 84-15-4

Sample Info: 1205x1 84-16-1

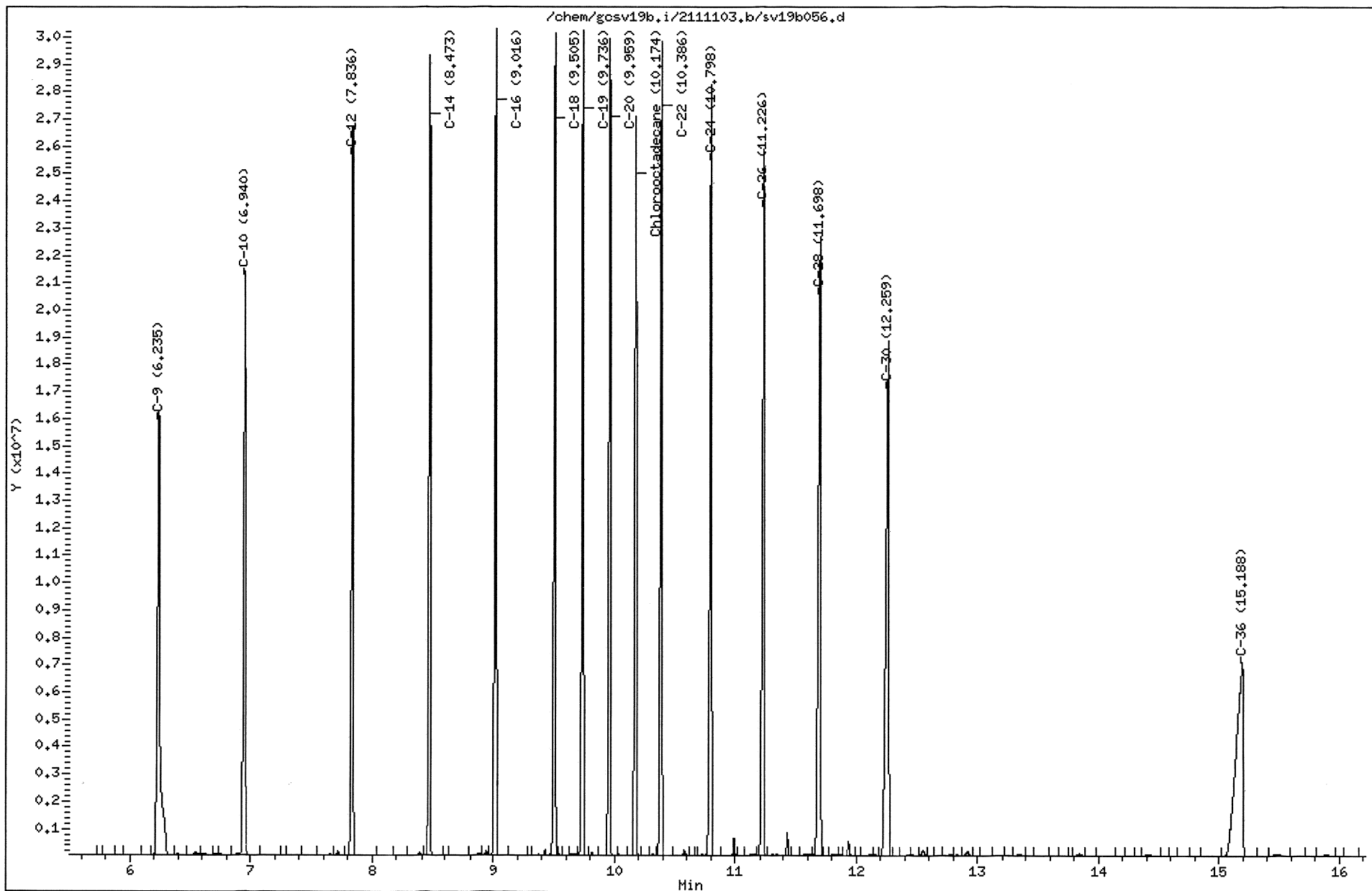
Volume Injected (uL): 1.0

Column phase: DB-5MS-30M

Instrument: gcsv19b.i

Operator: smh

Column diameter: 0.25



GCAL, Inc.

RECOVERY REPORT

Client Name: Client SDG: 2111103
 Sample Matrix: LIQUID Fraction: SV
 Lab Smp Id: 1600 Client Smp ID: 1 84-16-2
 Level: LOW Operator: smh
 Data Type: GC MULTI COMP SampleType: LCS
 SpikeList File: alphicv-new.spk Quant Type: ESTD
 Sublist File: ALmasseph.sub
 Method File: /var/chem/gcsv19b.i/2111103.b/ALPHEPHmass.m
 Misc Info:

SPIKE COMPOUND	CONC ADDED ug/L	CONC RECOVERED ug/L	% RECOVERED	LIMITS
1 C-9	50.0	46.8	93.57	75-125
2 C-10	50.0	48.1	96.14	75-125
4 C-12	50.0	47.6	95.30	75-125
6 C-14	50.0	47.2	94.33	75-125
8 C-16	50.0	47.1	94.27	75-125
10 C-18	50.0	48.3	96.60	75-125
12 C-19	50.0	49.1	98.26	75-125
13 C-20	50.0	49.1	98.17	75-125
16 C-22	50.0	49.5	98.94	75-125
18 C-24	50.0	49.0	97.98	75-125
20 C-26	50.0	49.0	97.97	75-125
22 C-28	50.0	48.7	97.32	75-125
114 C-36	50.0	50.0	100.09	75-125

SURROGATE COMPOUND	CONC ADDED ug/L	CONC RECOVERED ug/L	% RECOVERED	LIMITS
\$ 15 Chlorooctadecane	40000	0.00	*	40-140

GCAL, Inc.

Data file : /var/chem/gcsv19b.i/2111103.b/sv19b057.d
 Lab Smp Id: 1600 Client Smp ID: 1 84-16-2
 Inj Date : 03-NOV-2011 14:54
 Operator : smh Inst ID: gcsv19b.i
 Smp Info : 1600*1 84-16-2
 Misc Info :
 Comment :
 Method : /var/chem/gcsv19b.i/2111103.b/ALPHEPHmass.m
 Meth Date : 04-Nov-2011 09:50 smh Quant Type: ESTD
 Cal Date : 03-NOV-2011 14:30 Cal File: sv19b056.d
 Als bottle: 57 QC Sample: LCS
 Dil Factor: 1.00000
 Integrator: HP Genie Compound Sublist: ALmaseph.sub
 Target Version: 3.50
 Processing Host: org.gcal.com

Concentration Formula: Amt * DF * Uf * Vt / (Vo * Vi) * CpndVariable

Name	Value	Description
DF	1.00000	Dilution Factor
Vo	1.00000	Volume of sample extracted (mL)
Vt	1.00000	Volume of final extract (uL)
Vi	1.00000	Volume injected (uL)
Uf	1.00000	Correction factor

Cpnd Variable

Local Compound Variable

Compounds	CONCENTRATIONS						
	RT	EXP RT	DLT RT	RESPONSE	ON-COLUMN (UG/ML)	FINAL (ug/L)	
1 C-9	6.229	6.232	-0.003	127218912	46.7830	46.8	
2 C-10	6.931	6.929	0.002	131668495	48.0680	48.1	
4 C-12	7.828	7.833	-0.005	133484208	47.6481	47.6	
6 C-14	8.466	8.471	-0.005	135740381	47.1626	47.2	
8 C-16	9.008	9.014	-0.006	140615142	47.1372	47.1	
10 C-18	9.497	9.504	-0.007	145930395	48.3007	48.3	
M 11 Alip C9-C18				814657533	285.135	285	
12 C-19	9.728	9.774	-0.046	148243248	49.1321	49.1	
13 C-20	9.950	9.957	-0.007	149480953	49.0856	49.1	
16 C-22	10.377	10.384	-0.007	151407787	49.4692	49.5	
18 C-24	10.788	10.796	-0.008	151784501	48.9880	49.0	
20 C-26	11.213	11.223	-0.010	152831618	48.9831	49.0	
22 C-28	11.681	11.724	-0.043	150648000	48.6591	48.7	

Compounds	RT	EXP RT	DLT RT	RESPONSE	CONCENTRATIONS	
					ON-COLUMN (UG/ML)	FINAL (ug/L)
115 C-30	12.224	12.250	-0.026	863815	0.27683	0.277 (A)
114 C-36	15.130	15.144	-0.014	146419842	50.0472	50.0 (A)
M 24 Alip C19-C36				1051679764	343.635	344

QC Flag Legend

A - Target compound detected but, quantitated amount exceeded maximum amount.

Data File: /chem/gcsv19b.i/2111103,b/sv19b057.d

Page 1

Date : 03-NOV-2011 14:54

Client ID: 1 84-16-2

Instrument: gcsv19b.i

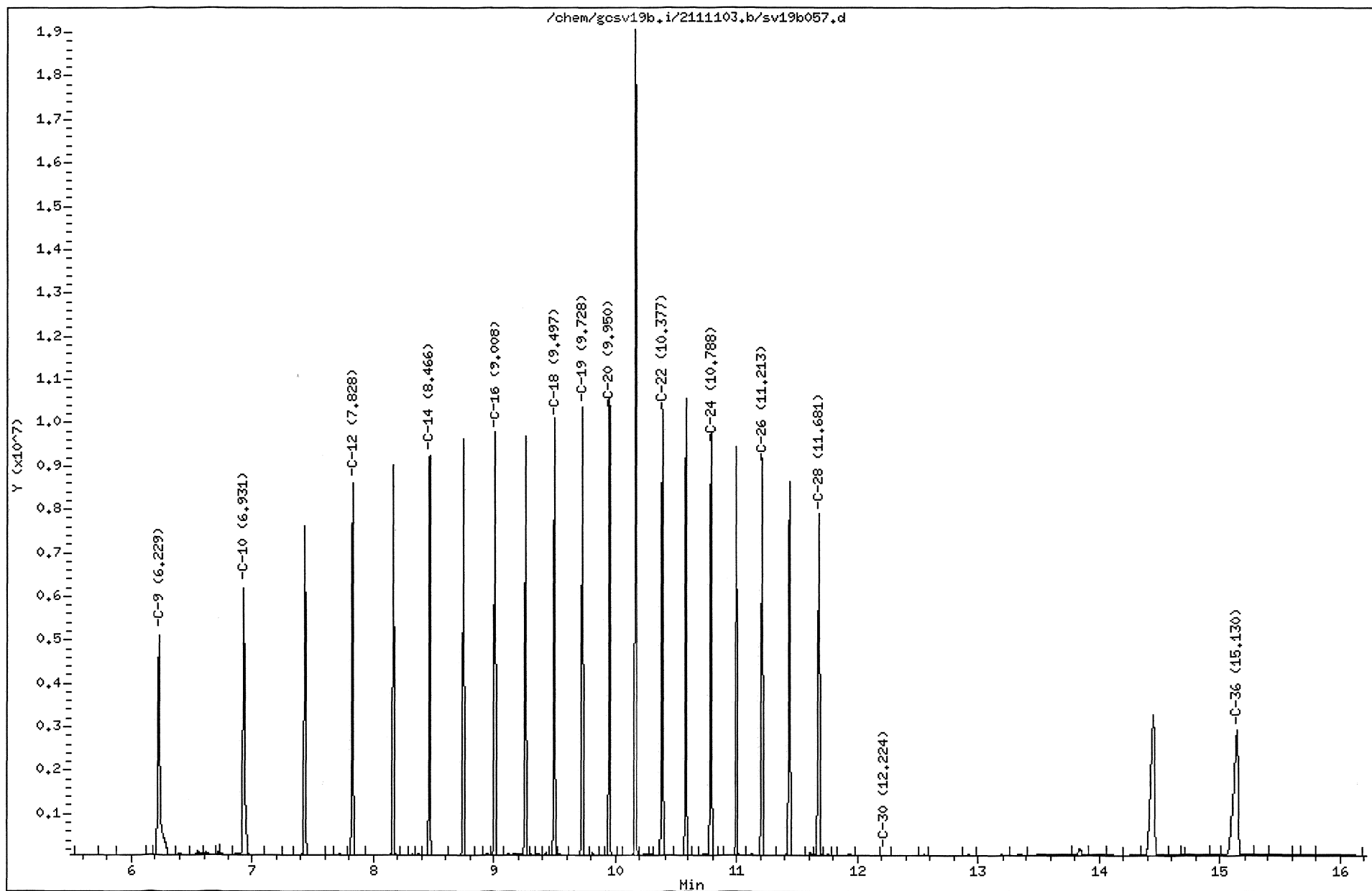
Sample Info: 1600x1 84-16-2

Volume Injected (uL): 1.0

Operator: smh

Column phase: DB-5MS-30M

Column diameter: 0.25



211110257 52

GCAL, Inc.

CONTINUING CALIBRATION COMPOUNDS

Instrument ID: gcsv19b.i Injection Date: 04-NOV-2011 09:12
 Lab File ID: sv19b053.d Init. Cal. Date(s): 03-NOV-2011 03-NOV-2011
 Analysis Type: WATER Init. Cal. Times: 12:55 14:30
 Lab Sample ID: 1400 Quant Type: ESTD
 Method: /var/chem/gcsv19b.i/2111104.b/ALPHEPHmass.m

COMPOUND	RRF / AMOUNT	RF50	MIN		MAX		CURVE TYPE
			RRF	%D / %DRIFT	%D / %DRIFT	%D / %DRIFT	
1 C-9	2719340	2365533	0.010	13.01075	25.00000	Averaged	
12 C-10	2739215	2446747	0.010	10.67710	25.00000	Averaged	
14 C-12	2801460	2459169	0.010	12.21829	25.00000	Averaged	
16 C-14	2878136	2530922	0.010	12.06385	25.00000	Averaged	
18 C-16	2983102	2629735	0.010	11.84563	25.00000	Averaged	
10 C-18	3021289	2649368	0.010	12.31001	25.00000	Averaged	
M 11 Alip C9-C18	2857090	2513579	0.010	12.02312	25.00000	Averaged	
12 C-19	3017239	2648833	0.010	12.21005	25.00000	Averaged	
13 C-20	3045314	2681325	0.010	11.95243	25.00000	Averaged	
15 Chlorooctadecane	2739581	2405528	0.010	12.19356	25.00000	Averaged	
16 C-22	3060647	2701322	0.010	11.74016	25.00000	Averaged	
18 C-24	3098402	2735843	0.010	11.70147	25.00000	Averaged	
20 C-26	3120089	2767306	0.010	11.30680	25.00000	Averaged	
22 C-28	3095987	2745481	0.010	11.32130	25.00000	Averaged	
115 C-30	3120341	2775943	0.010	11.03719	25.00000	Averaged	
114 C-36	2925634	2622070	0.010	10.37602	25.00000	Averaged	
M 24 Alip C19-C36	3060457	2709765	0.010	11.45879	25.00000	Averaged	

Average %D / Drift Results.
 =====
 Calculated Average %D/Drift = 11.73215
 Maximun Average %D/Drift = 25.00000
 * Passed Average %D/Drift Test.

GCAL, Inc.

Data file : /var/chem/gcsv19b.i/2111104.b/sv19b053.d
 Lab Smp Id: 1400 Client Smp ID: 1 84-16-1
 Inj Date : 04-NOV-2011 09:12
 Operator : smh Inst ID: gcsv19b.i
 Smp Info : 1400*1 84-16-1
 Misc Info :
 Comment :
 Method : /var/chem/gcsv19b.i/2111104.b/ALPHEPHmass.m
 Meth Date : 08-Nov-2011 13:36 smh Quant Type: ESTD
 Cal Date : 03-NOV-2011 14:30 Cal File: sv19b056.d
 Als bottle: 53 Continuing Calibration Sample
 Dil Factor: 1.00000
 Integrator: HP Genie Compound Sublist: ALmasseph.sub
 Target Version: 3.50
 Processing Host: org.gcal.com

Concentration Formula: Amt * DF * Uf * Vt / (Vo * Vi) * CpndVariable

Name	Value	Description
DF	1.00000	Dilution Factor
Vo	1000.00000	Volume of sample extracted (mL)
Vt	2000.00000	Volume of final extract (uL)
Vi	1.00000	Volume injected (uL)
Uf	1.00000	Correction factor

Cpnd Variable

Local Compound Variable

Compounds	AMOUNTS						
	RT	EXP RT	DLT RT	RESPONSE	CAL-AMT (UG/ML)	ON-COL (UG/ML)	
1 C-9	6.227	6.232	-0.005	118276670	50.0000	43.5	
2 C-10	6.931	6.929	0.002	122337333	50.0000	44.7	
4 C-12	7.827	7.833	-0.006	122958471	50.0000	43.9	
6 C-14	8.464	8.471	-0.007	126546115	50.0000	44.0	
8 C-16	9.007	9.014	-0.007	131486727	50.0000	44.1	
10 C-18	9.496	9.504	-0.008	132468406	50.0000	43.8	
M 11 Alip C9-C18				754073722	300.000	264	
12 C-19	9.726	9.774	-0.048	132441629	50.0000	43.9	
13 C-20	9.949	9.957	-0.008	134066257	50.0000	44.0	
§ 15 Chlorooctadecane	10.164	10.216	-0.052	120276424	50.0000	43.9	
16 C-22	10.376	10.384	-0.008	135066104	50.0000	44.1	
18 C-24	10.788	10.796	-0.008	136792174	50.0000	44.1	
20 C-26	11.214	11.223	-0.009	138365315	50.0000	44.3	

Compounds	RT	EXP RT	DLT RT	RESPONSE	AMOUNTS	
					CAL-AMT (UG/ML)	ON-COL (UG/ML)
22 C-28	11.682	11.724	-0.042	137274066	50.0000	44.3
115 C-30	12.237	12.249	-0.012	138797128	50.0000	44.5 (A)
114 C-36	15.127	15.144	-0.017	131103492	50.0000	44.8 (A)
M 24 Alip C19-C36				1083906165	400.000	354

QC Flag Legend

A - Target compound detected but, quantitated amount exceeded maximum amount.

Data File: /chem/gcsv19b.i/2111104,b/sv19b053,d

Page 1

Date : 04-NOV-2011 09:12

Client ID: 1 84-16-1

Instrument: gcsv19b.i

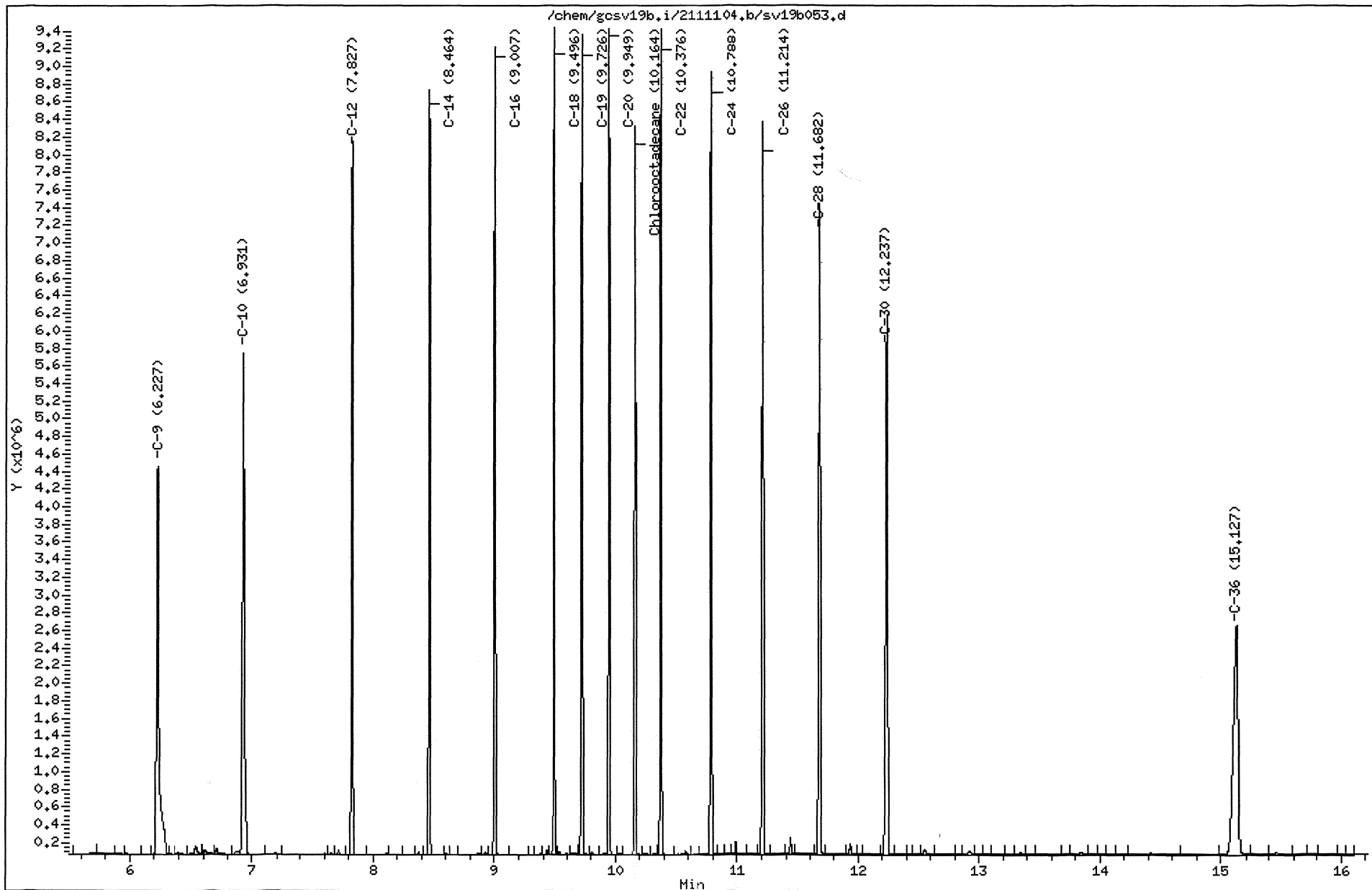
Sample Info: 1400*1 84-16-1

Volume Injected (uL): 1.0

Operator: smh

Column phase: DB-5MS-30M

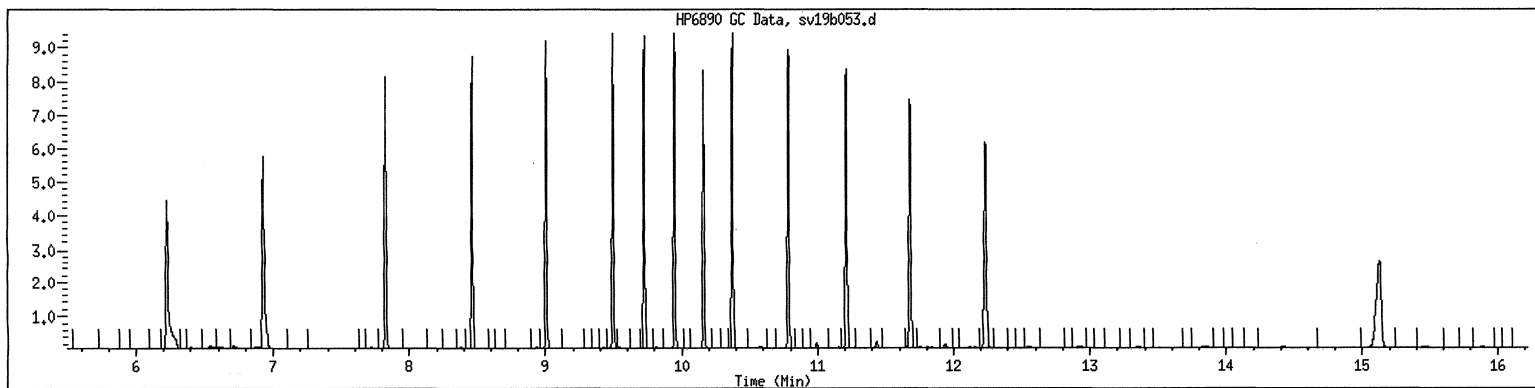
Column diameter: 0.25



211110257 57

MANUAL INTEGRATION GRAPHIC REPORT

Lab ID : 1400 SampleType : CCALIB_3
Injection Date: 11/04/2011 09:12 Instrument : gcsv19b.i
Operator : smh
Sample Info : 1400*1 84-16-1
Misc Info :
Method : /var/chem/gcsv19b.i/2111104.b/ALPHEPHmass.m
Dilution : 1.00
Matrix : WATER
Integrator : HP Genie Compound Sublist: ALmasseph



NO MANUAL INTEGRATIONS

GCAL, Inc.

CONTINUING CALIBRATION COMPOUNDS

Instrument ID: gcsv19b.i Injection Date: 04-NOV-2011 15:45
 Lab File ID: sv19b065.d Init. Cal. Date(s): 03-NOV-2011 03-NOV-2011
 Analysis Type: WATER Init. Cal. Times: 12:55 14:30
 Lab Sample ID: 1400 Quant Type: ESTD
 Method: /var/chem/gcsv19b.i/2111104.b/ALPHEPHmass.m

COMPOUND	RRF / AMOUNT	RF50	MIN RRF	MIN %D / %DRIFT	MAX %D / %DRIFT	CURVE TYPE
1 C-9	2719340	2613264	0.010	3.90079	25.00000	Averaged
2 C-10	2739215	2663265	0.010	2.77270	25.00000	Averaged
4 C-12	2801460	2714757	0.010	3.09493	25.00000	Averaged
6 C-14	2878136	2778305	0.010	3.46861	25.00000	Averaged
8 C-16	2983102	2885740	0.010	3.26377	25.00000	Averaged
10 C-18	3021289	2913230	0.010	3.57658	25.00000	Averaged
M 11 Alip C9-C18	2857090	2761427	0.010	3.34829	25.00000	Averaged
12 C-19	3017239	2917827	0.010	3.29479	25.00000	Averaged
13 C-20	3045314	2953584	0.010	3.01216	25.00000	Averaged
\$ 15 Chlorooctadecane	2739581	2685289	0.010	1.98177	25.00000	Averaged
16 C-22	3060647	2980997	0.010	2.60239	25.00000	Averaged
18 C-24	3098402	3027070	0.010	2.30222	25.00000	Averaged
20 C-26	3120089	3050819	0.010	2.22010	25.00000	Averaged
22 C-28	3095987	3013888	0.010	2.65180	25.00000	Averaged
115 C-30	3120341	3044490	0.010	2.43086	25.00000	Averaged
114 C-36	2925634	2871101	0.010	1.86398	25.00000	Averaged
M 24 Alip C19-C36	3060457	2982472	0.010	2.54813	25.00000	Averaged

Average %D / Drift Results.
 =====
 Calculated Average %D/Drift = 2.84317
 Maximun Average %D/Drift = 25.00000
 * Passed Average %D/Drift Test.

GCAL, Inc.

Data file : /var/chem/gcsv19b.i/2111104.b/sv19b065.d
 Lab Smp Id: 1400 Client Smp ID: 1 84-16-1
 Inj Date : 04-NOV-2011 15:45
 Operator : smh Inst ID: gcsv19b.i
 Smp Info : 1400*1 84-16-1
 Misc Info :
 Comment :
 Method : /var/chem/gcsv19b.i/2111104.b/ALPHEPHmass.m
 Meth Date : 08-Nov-2011 13:57 smh Quant Type: ESTD
 Cal Date : 03-NOV-2011 14:30 Cal File: sv19b056.d
 Als bottle: 65 Continuing Calibration Sample
 Dil Factor: 1.00000
 Integrator: HP Genie Compound Sublist: ALmasseph.sub
 Target Version: 3.50
 Processing Host: org.gcal.com

Concentration Formula: Amt * DF * Uf * Vt/(Vo * Vi) * CpndVariable

Name	Value	Description
DF	1.00000	Dilution Factor
Vo	1000.00000	Volume of sample extracted (mL)
Vt	2000.00000	Volume of final extract (uL)
Vi	1.00000	Volume injected (uL)
Uf	1.00000	Correction factor

Cpnd Variable

Local Compound Variable

Compounds	RT	EXP RT	DLT RT	RESPONSE	AMOUNTS	
					CAL-AMT (UG/ML)	ON-COL (UG/ML)
1 C-9	6.229	6.232	-0.003	130663219	50.0000	48.0
2 C-10	6.932	6.929	0.003	133163247	50.0000	48.6
4 C-12	7.829	7.833	-0.004	135737833	50.0000	48.5
6 C-14	8.467	8.471	-0.004	138915254	50.0000	48.3
8 C-16	9.009	9.014	-0.005	144287003	50.0000	48.4
10 C-18	9.498	9.504	-0.006	145661515	50.0000	48.2
M 11 Alip C9-C18				828428071	300.000	290
12 C-19	9.729	9.774	-0.045	145891353	50.0000	48.4
13 C-20	9.952	9.957	-0.005	147679209	50.0000	48.5
§ 15 Chlorooctadecane	10.167	10.217	-0.050	134264437	50.0000	49.0
16 C-22	10.379	10.384	-0.005	149049847	50.0000	48.7
18 C-24	10.792	10.796	-0.004	151353497	50.0000	48.8
20 C-26	11.219	11.223	-0.004	152540965	50.0000	48.9

Compounds	RT	EXP RT	DLT RT	RESPONSE	AMOUNTS	
					CAL-AMT (UG/ML)	ON-COL (UG/ML)
22 C-28	11.687	11.725	-0.038	150694405	50.0000	48.7
115 C-30	12.243	12.250	-0.007	152224481	50.0000	48.8 (A)
114 C-36	15.137	15.145	-0.008	143555045	50.0000	49.1 (A)
M 24 Alip C19-C36				1192988802	400.000	390

QC Flag Legend

A - Target compound detected but, quantitated amount exceeded maximum amount.

Date : 04-NOV-2011 15:45

Client ID: 1 84-16-1

Sample Info: 1400*1 84-16-1

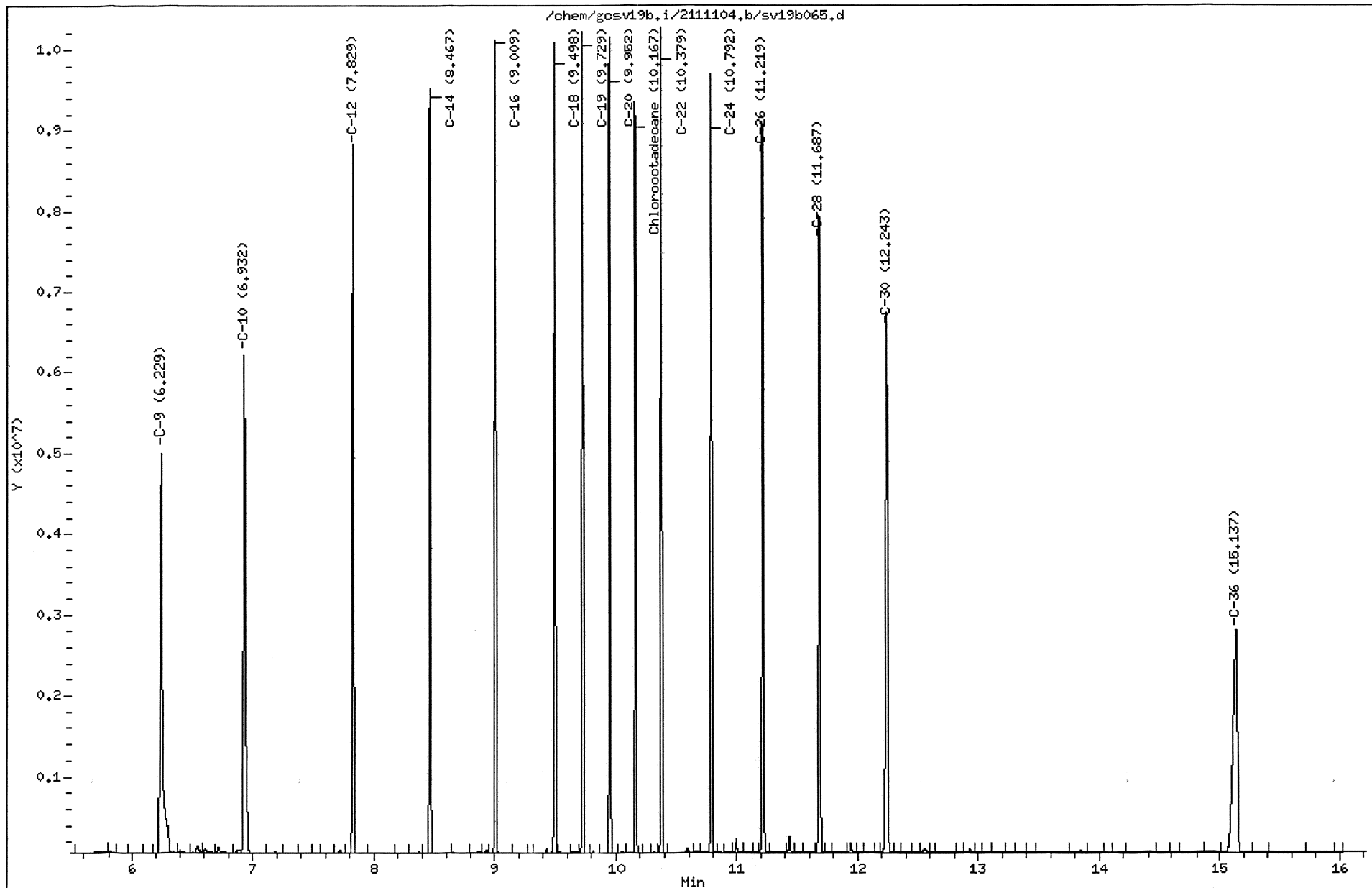
Volume Injected (uL): 1.0

Column phase: IB-5MS-30M

Instrument: gosv19b.i

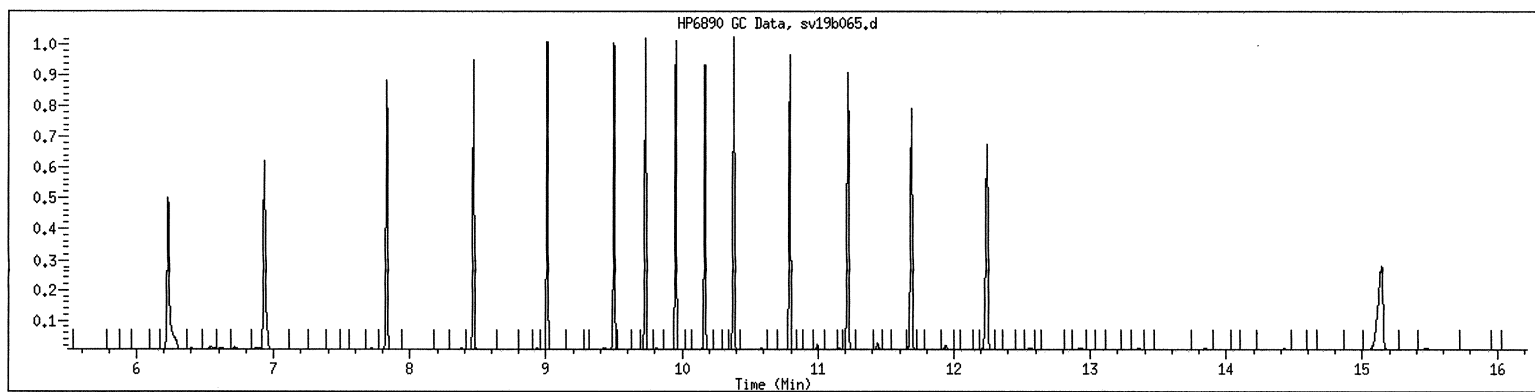
Operator: smh

Column diameter: 0.25



MANUAL INTEGRATION GRAPHIC REPORT

Lab ID : 1400 SampleType : CCALIB_3
Injection Date: 11/04/2011 15:45 Instrument : gcsv19b.i
Operator : smh
Sample Info : 1400*1 84-16-1
Misc Info :
Method : /var/chem/gcsv19b.i/2111104.b/ALPHEPHmass.m
Dilution : 1.00
Matrix : WATER
Integrator : HP Genie Compound Sublist: ALmasseph



NO MANUAL INTEGRATIONS

GCAL, Inc.

CONTINUING CALIBRATION COMPOUNDS

Instrument ID: gcsv19b.i Injection Date: 04-NOV-2011 21:26
 Lab File ID: sv19b079.d Init. Cal. Date(s): 03-NOV-2011 03-NOV-2011
 Analysis Type: WATER Init. Cal. Times: 12:55 14:30
 Lab Sample ID: 1400 Quant Type: ESTD
 Method: /var/chem/gcsv19b.i/2111104.b/ALPHEPHmass.m

COMPOUND	RRF / AMOUNT	RF50	MIN		MAX		CURVE TYPE
			RRF	%D / %DRIFT	%D / %DRIFT		
1 C-9	2719340	2581871	0.010	5.05525	25.00000	Averaged	
2 C-10	2739215	2671823	0.010	2.46029	25.00000	Averaged	
4 C-12	2801460	2693394	0.010	3.85748	25.00000	Averaged	
6 C-14	2878136	2768059	0.010	3.82460	25.00000	Averaged	
8 C-16	2983102	2866747	0.010	3.90046	25.00000	Averaged	
10 C-18	3021289	2887292	0.010	4.43511	25.00000	Averaged	
M 11 Alip C9-C18	2857090	2744864	0.010	3.92799	25.00000	Averaged	
12 C-19	3017239	2898780	0.010	3.92607	25.00000	Averaged	
13 C-20	3045314	2941955	0.010	3.39402	25.00000	Averaged	
\$ 15 Chlorooctadecane	2739581	2663692	0.010	2.77009	25.00000	Averaged	
16 C-22	3060647	2966763	0.010	3.06746	25.00000	Averaged	
18 C-24	3098402	3022447	0.010	2.45141	25.00000	Averaged	
20 C-26	3120089	3056143	0.010	2.04949	25.00000	Averaged	
22 C-28	3095987	3033627	0.010	2.01425	25.00000	Averaged	
115 C-30	3120341	3058955	0.010	1.96727	25.00000	Averaged	
114 C-36	2925634	2883428	0.010	1.44262	25.00000	Averaged	
M 24 Alip C19-C36	3060457	2982762	0.010	2.53865	25.00000	Averaged	

Average %D / Drift Results.
 =====
 Calculated Average %D/Drift = 3.12250
 Maximun Average %D/Drift = 25.00000
 * Passed Average %D/Drift Test.

GCAL, Inc.

Data file : /var/chem/gcsv19b.i/2111104.b/sv19b079.d
 Lab Smp Id: 1400 Client Smp ID: 1 84-16-1
 Inj Date : 04-NOV-2011 21:26
 Operator : smh Inst ID: gcsv19b.i
 Smp Info : 1400*1 84-16-1
 Misc Info :
 Comment :
 Method : /var/chem/gcsv19b.i/2111104.b/ALPHEPHmass.m
 Meth Date : 08-Nov-2011 14:08 smh Quant Type: ESTD
 Cal Date : 03-NOV-2011 14:30 Cal File: sv19b056.d
 Als bottle: 79 Continuing Calibration Sample
 Dil Factor: 1.00000
 Integrator: HP Genie Compound Sublist: ALmaseph.sub
 Target Version: 3.50
 Processing Host: org.gcal.com

Concentration Formula: Amt * DF * Uf * Vt / (Vo * Vi) * CpndVariable

Name	Value	Description
DF	1.00000	Dilution Factor
Vo	1000.00000	Volume of sample extracted (mL)
Vt	2000.00000	Volume of final extract (uL)
Vi	1.00000	Volume injected (uL)
Uf	1.00000	Correction factor

Cpnd Variable

Local Compound Variable

Compounds	AMOUNTS						
	RT	EXP RT	DLT RT	RESPONSE	CAL-AMT (UG/ML)	ON-COL (UG/ML)	
1 C-9	6.229	6.232	-0.003	129093531	50.0000	47.5	
2 C-10	6.932	6.929	0.003	133591133	50.0000	48.8	
4 C-12	7.828	7.833	-0.005	134669711	50.0000	48.1	
6 C-14	8.466	8.471	-0.005	138402964	50.0000	48.1	
8 C-16	9.008	9.014	-0.006	143337352	50.0000	48.0	
10 C-18	9.497	9.504	-0.007	144364588	50.0000	47.8	
M 11 Alip C9-C18				823459279	300.000	288	
12 C-19	9.727	9.774	-0.047	144939003	50.0000	48.0	
13 C-20	9.950	9.957	-0.007	147097767	50.0000	48.3	
\$ 15 Chlorooctadecane	10.164	10.216	-0.052	133184608	50.0000	48.6	
16 C-22	10.376	10.384	-0.008	148338149	50.0000	48.5	
18 C-24	10.787	10.796	-0.009	151122368	50.0000	48.8	
20 C-26	11.212	11.223	-0.011	152807139	50.0000	49.0	

Compounds	RT	EXP RT	DLT RT	RESPONSE	AMOUNTS	
					CAL-AMT (UG/ML)	ON-COL (UG/ML)
-----	==	-----	-----	-----	-----	-----
22 C-28	11.680	11.724	-0.044	151681326	50.0000	49.0
115 C-30	12.236	12.249	-0.013	152947749	50.0000	49.0(A)
114 C-36	15.127	15.144	-0.017	144171415	50.0000	49.3(A)
M 24 Alip C19-C36				1193104916	400.000	390

QC Flag Legend

A - Target compound detected but, quantitated amount exceeded maximum amount.

Date : 04-NOV-2011 21:26

Client ID: 1 84-16-1

Sample Info: 1400*1 84-16-1


Volume Injected (uL): 1.0

Column phase: DB-5MS-30M

Instrument: gcsv19b.i

Operator: smh

Column diameter: 0.25



GCAL, Inc.

CONTINUING CALIBRATION COMPOUNDS

Instrument ID: gcsv19b.i Injection Date: 05-NOV-2011 03:02
 Lab File ID: sv19b093.d Init. Cal. Date(s): 03-NOV-2011 03-NOV-2011
 Analysis Type: WATER Init. Cal. Times: 12:55 14:30
 Lab Sample ID: 1400 Quant Type: ESTD
 Method: /var/chem/gcsv19b.i/2111104.b/ALPHEPHmass.m

COMPOUND	RRF / AMOUNT	RF50	MIN RRF	MAX %D / %DRIFT	CURVE TYPE
1 C-9	2719340	2616131	0.010	3.79539	Averaged
2 C-10	2739215	2716041	0.010	0.84602	Averaged
4 C-12	2801460	2716423	0.010	3.03546	Averaged
6 C-14	2878136	2821352	0.010	1.97296	Averaged
8 C-16	2983102	2907881	0.010	2.52156	Averaged
10 C-18	3021289	2904878	0.010	3.85304	Averaged
M 11 Alip C9-C18	2857090	2780451	0.010	2.68243	Averaged
12 C-19	3017239	2935895	0.010	2.69596	Averaged
13 C-20	3045314	2979512	0.010	2.16075	Averaged
15 Chlorooctadecane	2739581	2716202	0.010	0.85337	Averaged
16 C-22	3060647	3010552	0.010	1.63675	Averaged
18 C-24	3098402	3063989	0.010	1.11067	Averaged
20 C-26	3120089	3103619	0.010	0.52787	Averaged
22 C-28	3095987	3079135	0.010	0.54432	Averaged
115 C-30	3120341	3122619	0.010	-0.07300	Averaged
114 C-36	2925634	2922347	0.010	0.11236	Averaged
M 24 Alip C19-C36	3060457	3027208	0.010	1.08638	Averaged

Average %D / Drift Results.
 =====
 Calculated Average %D/Drift = 1.73578
 Maximun Average %D/Drift = 25.00000
 * Passed Average %D/Drift Test.

GCAL, Inc.

Data file : /var/chem/gcsv19b.i/2111104.b/sv19b093.d
 Lab Smp Id: 1400 Client Smp ID: 1 84-16-1
 Inj Date : 05-NOV-2011 03:02
 Operator : smh Inst ID: gcsv19b.i
 Smp Info : 1400*1 84-16-1
 Misc Info :
 Comment :
 Method : /var/chem/gcsv19b.i/2111104.b/ALPHEPHmass.m
 Meth Date : 08-Nov-2011 14:38 smh Quant Type: ESTD
 Cal Date : 03-NOV-2011 14:30 Cal File: sv19b056.d
 Als bottle: 93 Continuing Calibration Sample
 Dil Factor: 1.00000
 Integrator: HP Genie Compound Sublist: ALmaseph.sub
 Target Version: 3.50
 Processing Host: org.gcal.com

Concentration Formula: Amt * DF * Uf * Vt/(Vo * Vi) * CpndVariable

Name	Value	Description
DF	1.00000	Dilution Factor
Vo	1000.00000	Volume of sample extracted (mL)
Vt	2000.00000	Volume of final extract (uL)
Vi	1.00000	Volume injected (uL)
Uf	1.00000	Correction factor

Cpnd Variable Local Compound Variable

Compounds	RT	EXP RT	DLT RT	RESPONSE	AMOUNTS	
					CAL-AMT (UG/ML)	ON-COL (UG/ML)
1 C-9	6.230	6.232	-0.002	130806531	50.0000	48.1
2 C-10	6.932	6.929	0.003	135802053	50.0000	49.6
4 C-12	7.828	7.833	-0.005	135821148	50.0000	48.5
6 C-14	8.466	8.471	-0.005	141067591	50.0000	49.0
8 C-16	9.007	9.014	-0.007	145394050	50.0000	48.7
10 C-18	9.494	9.503	-0.009	145243882	50.0000	48.1
M 11 Alip C9-C18				834135255	300.000	292
12 C-19	9.723	9.774	-0.051	146794765	50.0000	48.7
13 C-20	9.944	9.956	-0.012	148975619	50.0000	48.9
\$ 15 Chlorooctadecane	10.156	10.216	-0.060	135810111	50.0000	49.6
16 C-22	10.365	10.383	-0.018	150527592	50.0000	49.2
18 C-24	10.772	10.794	-0.022	153199445	50.0000	49.4
20 C-26	11.194	11.221	-0.027	155180931	50.0000	49.7

Compounds	RT	EXP RT	DLT RT	RESPONSE	AMOUNTS	
					CAL-AMT (UG/ML)	ON-COL (UG/ML)
22 C-28	11.658	11.722	-0.064	153956764	50.0000	49.7
115 C-30	12.211	12.247	-0.036	156130930	50.0000	50.0 (A)
114 C-36	15.099	15.141	-0.042	146117347	50.0000	49.9 (A)
M 24 Alip C19-C36				1210883393	400.000	396

QC Flag Legend

A - Target compound detected but, quantitated amount exceeded maximum amount.

Data File: /chem/gcsv19b.i/2111104.b/sv19b093.d

Page 1

Date : 05-NOV-2011 03:02

Client ID: 1 84-16-1

Instrument: gcsv19b.i

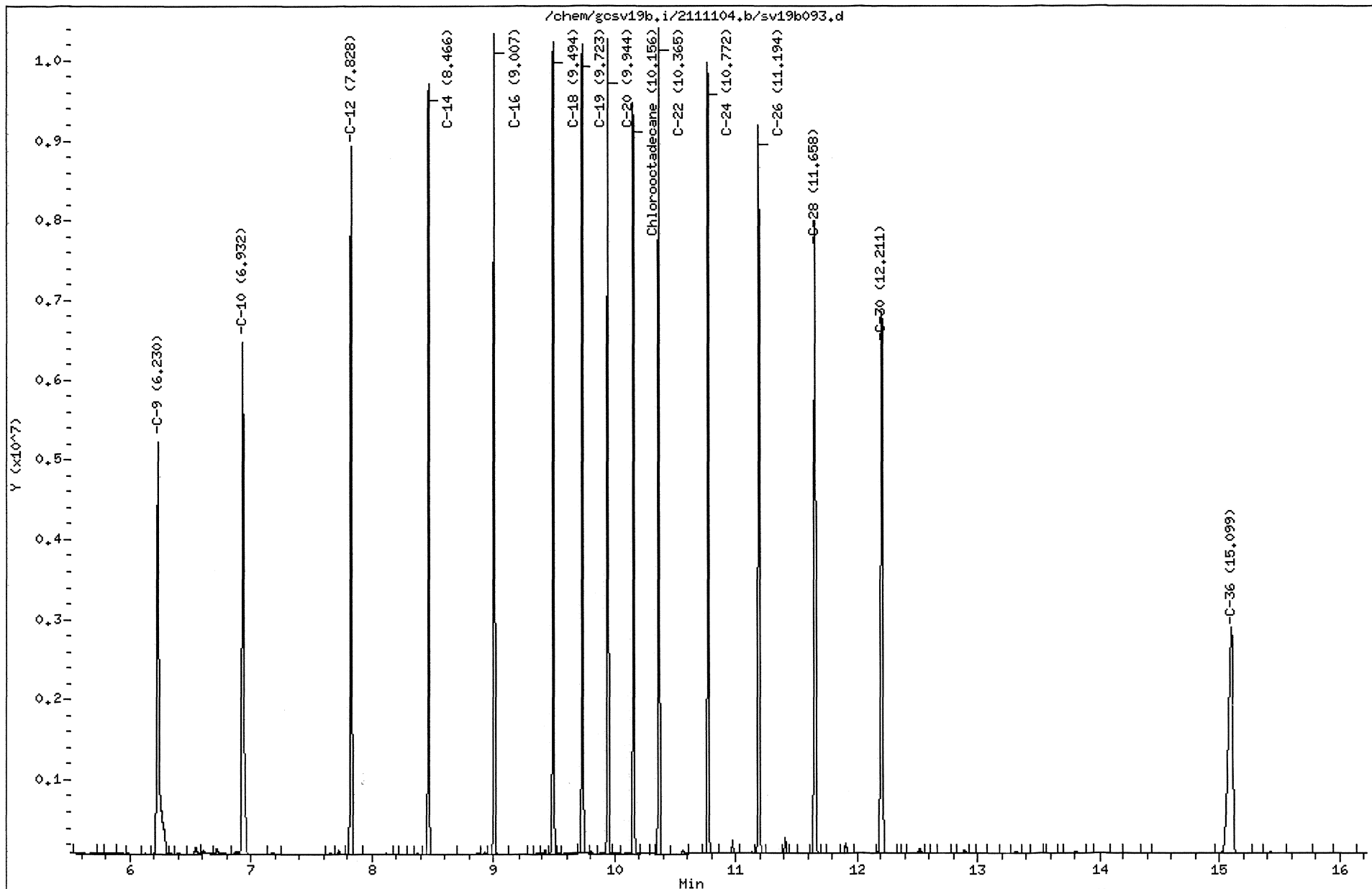
Sample Info: 1400x1 84-16-1

Volume Injected (uL): 1.0

Operator: smh

Column phase: DB-5MS-30M

Column diameter: 0.25



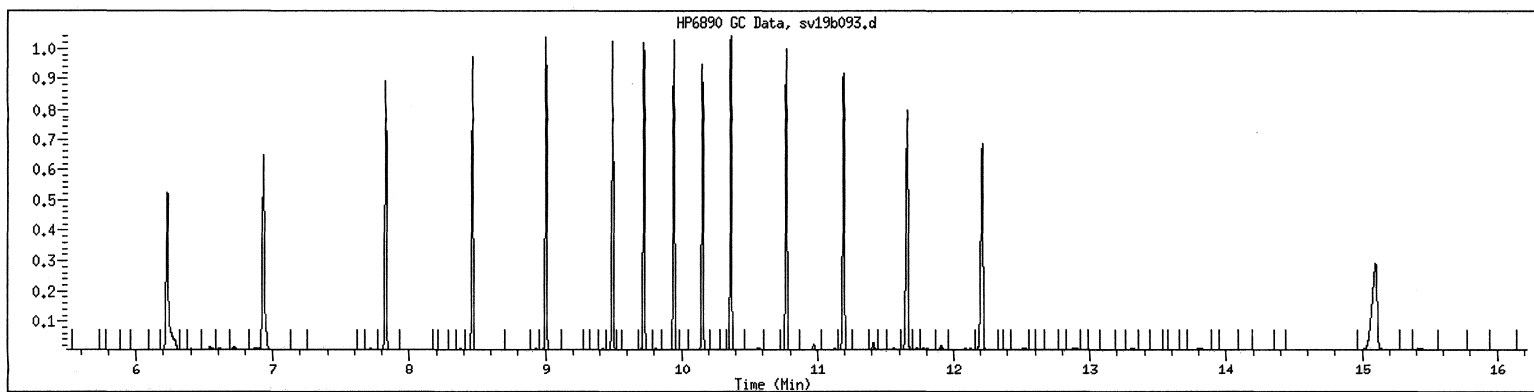
211110257 72

MANUAL INTEGRATION GRAPHIC REPORT

Lab ID : 1400
Injection Date: 11/05/2011 03:02
Operator : smh
Sample Info : 1400*1 84-16-1
Misc Info :
Method : /var/chem/gcsv19b.i/2111104.b/ALPHEPHmass.m
Dilution : 1.00
Matrix : WATER
Integrator : HP Genie

SampleType : CCALIB_3
Instrument : gcsv19b.i

Compound Sublist: ALmasseph



NO MANUAL INTEGRATIONS

GCAL, Inc.

CONTINUING CALIBRATION COMPOUNDS

Instrument ID: gcsv19b.i Injection Date: 10-NOV-2011 14:37
 Lab File ID: sv19b053.d Init. Cal. Date(s): 03-NOV-2011 03-NOV-2011
 Analysis Type: WATER Init. Cal. Times: 12:55 14:30
 Lab Sample ID: 1400 Quant Type: ESTD
 Method: /var/chem/gcsv19b.i/2111110.b/ALPHEPHmass.m

COMPOUND	RRF / AMOUNT	RF50	MIN		MAX		CURVE TYPE
			RRF	%D / %DRIFT	%D	%DRIFT	
1 C-9	2719340	2612883	0.010	3.91480	25.00000	Averaged	
2 C-10	2739215	2651076	0.010	3.21768	25.00000	Averaged	
4 C-12	2801460	2732444	0.010	2.46357	25.00000	Averaged	
6 C-14	2878136	2764141	0.010	3.96074	25.00000	Averaged	
8 C-16	2983102	2843571	0.010	4.67737	25.00000	Averaged	
10 C-18	3021289	2807220	0.010	7.08537	25.00000	Averaged	
M 11 Alip C9-C18	2857090	2735223	0.010	4.26546	25.00000	Averaged	
12 C-19	3017239	2816034	0.010	6.66852	25.00000	Averaged	
13 C-20	3045314	2850436	0.010	6.39926	25.00000	Averaged	
\$ 15 Chlorooctadecane	2739581	2573613	0.010	6.05816	25.00000	Averaged	
16 C-22	3060647	2856542	0.010	6.66869	25.00000	Averaged	
18 C-24	3098402	2897387	0.010	6.48770	25.00000	Averaged	
20 C-26	3120089	2923933	0.010	6.28687	25.00000	Averaged	
22 C-28	3095987	2886973	0.010	6.75113	25.00000	Averaged	
115 C-30	3120341	2928603	0.010	6.14475	25.00000	Averaged	
114 C-36	2925634	2594512	0.010	11.31796	25.00000	Averaged	
M 24 Alip C19-C36	3060457	2844302	0.010	7.06281	25.00000	Averaged	

Average %D / Drift Results.
 =====
 Calculated Average %D/Drift = 5.36355
 Maximun Average %D/Drift = 25.00000
 * Passed Average %D/Drift Test.

GCAL, Inc.

Data file : /var/chem/gcsv19b.i/2111110.b/sv19b053.d
 Lab Smp Id: 1400 Client Smp ID: 1 84-15-4
 Inj Date : 10-NOV-2011 14:37
 Operator : smh Inst ID: gcsv19b.i
 Smp Info : 1400*1 84-15-4
 Misc Info :
 Comment :
 Method : /var/chem/gcsv19b.i/2111110.b/ALPHEPHmass.m
 Meth Date : 11-Nov-2011 15:05 dlb Quant Type: ESTD
 Cal Date : 03-NOV-2011 14:30 Cal File: sv19b056.d
 Als bottle: 53 Continuing Calibration Sample
 Dil Factor: 1.00000
 Integrator: HP Genie Compound Sublist: ALmasseph.sub
 Target Version: 3.50

Concentration Formula: Amt * DF * Uf * Vt / (Vo * Vi) * CpndVariable

Name	Value	Description
DF	1.00000	Dilution Factor
Vo	1000.00000	Volume of sample extracted (mL)
Vt	2000.00000	Volume of final extract (uL)
Vi	1.00000	Volume injected (uL)
Uf	1.00000	Correction factor

Cpnd Variable

Local Compound Variable

Compounds	AMOUNTS						
	RT	EXP RT	DLT RT	RESPONSE	CAL-AMT (UG/ML)	ON-COL (UG/ML)	
1 C-9	6.227	6.232	-0.005	130644166	50.0000	48.0	
2 C-10	6.927	6.928	-0.001	132553801	50.0000	48.4	
4 C-12	7.824	7.832	-0.008	136622203	50.0000	48.8	
6 C-14	8.463	8.470	-0.007	138207049	50.0000	48.0	
8 C-16	9.005	9.013	-0.008	142178545	50.0000	47.7	
10 C-18	9.496	9.503	-0.007	140360985	50.0000	46.5	
M 11 Alip C9-C18				820566751	300.000	287	
12 C-19	9.726	9.773	-0.047	140801679	50.0000	46.7	
13 C-20	9.949	9.956	-0.007	142521816	50.0000	46.8	
§ 15 Chlorooctadecane	10.163	10.215	-0.052	128680639	50.0000	47.0	
16 C-22	10.376	10.382	-0.006	142827089	50.0000	46.7	
18 C-24	10.787	10.794	-0.007	144869340	50.0000	46.8	
20 C-26	11.214	11.220	-0.006	146196632	50.0000	46.9	
22 C-28	11.682	11.721	-0.039	144348659	50.0000	46.6	

Compounds						AMOUNTS	
	RT	EXP RT	DLT RT	RESPONSE	CAL-AMT (UG/ML)	ON-COL (UG/ML)	
=====	==	=====	=====	=====	=====	=====	
115 C-30	12.239	12.246	-0.007	146430165	50.0000	46.9 (A)	
114 C-36	15.133	15.140	-0.007	129725597	50.0000	44.3 (A)	
M 24 Alip C19-C36				1137720980	400.000	372	

QC Flag Legend

A - Target compound detected but, quantitated amount exceeded maximum amount.

Data File: /chem/gcsv19b.i/2111110.b/sv19b053.d

Page 1

Date : 10-NOV-2011 14:37

Client ID: 1 84-15-4

Instrument: gcsv19b.i

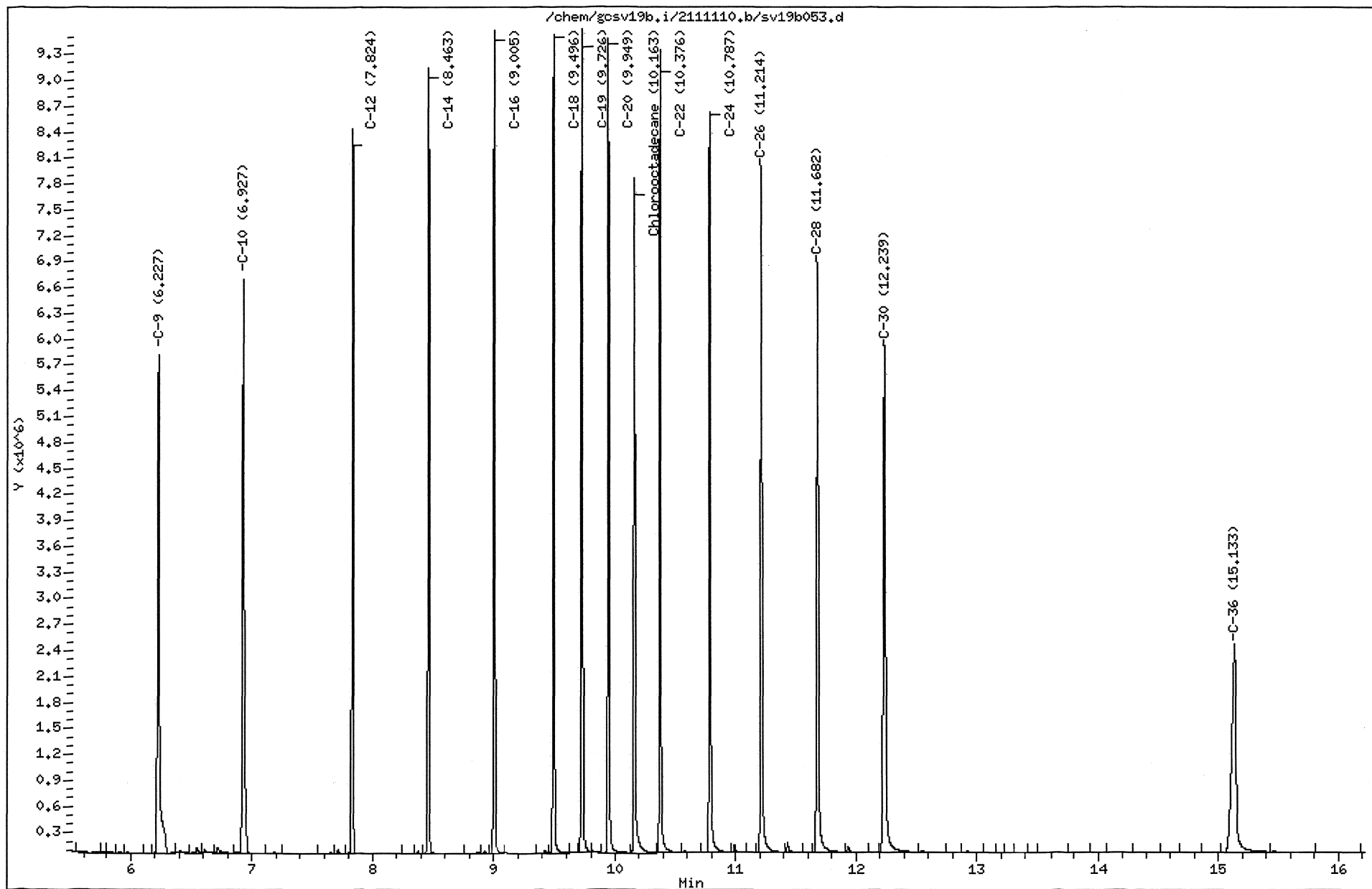
Sample Info: 1400x1 84-15-4

Volume Injected (uL): 1.0

Operator: smh

Column phase: DB-5MS-30M

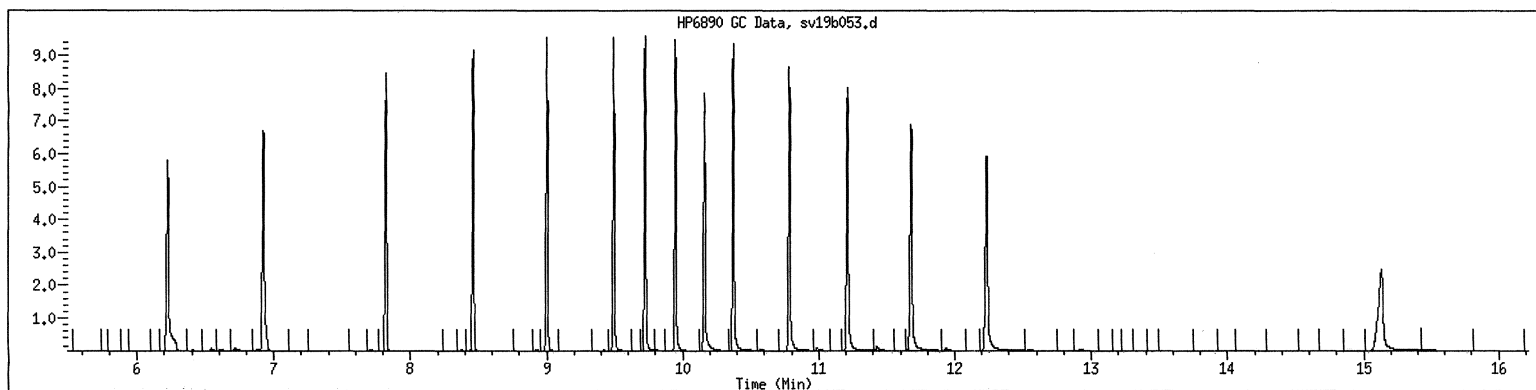
Column diameter: 0.25



211110257 77

MANUAL INTEGRATION GRAPHIC REPORT

Lab ID : 1400 SampleType : CCALIB_3
Injection Date: 11/10/2011 14:37 Instrument : gcsv19b.i
Operator : smh
Sample Info : 1400*1 84-15-4
Misc Info :
Method : /var/chem/gcsv19b.i/2111110.b/ALPHEPHmass.m
Dilution : 1.00
Matrix : WATER
Integrator : HP Genie Compound Sublist: ALmasseph



NO MANUAL INTEGRATIONS

GCAL, Inc.

CONTINUING CALIBRATION COMPOUNDS

Instrument ID: gcsv19b.i Injection Date: 10-NOV-2011 19:40
 Lab File ID: sv19b065.d Init. Cal. Date(s): 03-NOV-2011 03-NOV-2011
 Analysis Type: WATER Init. Cal. Times: 12:55 14:30
 Lab Sample ID: 1400 Quant Type: ESTD
 Method: /var/chem/gcsv19b.i/2111110.b/ALPHEPHmass.m

COMPOUND	RRF / AMOUNT	RF50	MIN		MAX		CURVE TYPE
			RRF	%D / %DRIFT	%D / %DRIFT		
1 C-9	2719340	2659888	0.010	2.18628	25.00000	Averaged	
2 C-10	2739215	2728622	0.010	0.38674	25.00000	Averaged	
4 C-12	2801460	2758261	0.010	1.54200	25.00000	Averaged	
6 C-14	2878136	2797478	0.010	2.80247	25.00000	Averaged	
8 C-16	2983102	2910072	0.010	2.44812	25.00000	Averaged	
10 C-18	3021289	2857548	0.010	5.41959	25.00000	Averaged	
M 11 Alip C9-C18	2857090	2785311	0.010	2.51232	25.00000	Averaged	
12 C-19	3017239	2893348	0.010	4.10609	25.00000	Averaged	
13 C-20	3045314	2906107	0.010	4.57119	25.00000	Averaged	
\$ 15 Chlorooctadecane	2739581	2653375	0.010	3.14669	25.00000	Averaged	
16 C-22	3060647	2937725	0.010	4.01622	25.00000	Averaged	
18 C-24	3098402	2950236	0.010	4.78202	25.00000	Averaged	
20 C-26	3120089	2991129	0.010	4.13320	25.00000	Averaged	
22 C-28	3095987	2998965	0.010	3.13383	25.00000	Averaged	
115 C-30	3120341	2959574	0.010	5.15223	25.00000	Averaged	
114 C-36	2925634	2744376	0.010	6.19551	25.00000	Averaged	
M 24 Alip C19-C36	3060457	2922682	0.010	4.50175	25.00000	Averaged	

Average %D / Drift Results.
 =====
 Calculated Average %D/Drift = 3.59037
 Maximun Average %D/Drift = 25.00000
 * Passed Average %D/Drift Test.

GCAL, Inc.

Data file : /var/chem/gcsv19b.i/2111110.b/sv19b065.d
 Lab Smp Id: 1400 Client Smp ID: 1 84-15-4
 Inj Date : 10-NOV-2011 19:40
 Operator : smh Inst ID: gcsv19b.i
 Smp Info : 1400*1 84-15-4
 Misc Info :
 Comment :
 Method : /var/chem/gcsv19b.i/2111110.b/ALPHEPHmass.m
 Meth Date : 17-Nov-2011 12:26 smh Quant Type: ESTD
 Cal Date : 03-NOV-2011 14:30 Cal File: sv19b056.d
 Als bottle: 65 Continuing Calibration Sample
 Dil Factor: 1.00000
 Integrator: HP Genie Compound Sublist: ALmaseph.sub
 Target Version: 3.50
 Processing Host: org.gcal.com

Concentration Formula: Amt * DF * Uf * Vt / (Vo * Vi) * CpndVariable

Name	Value	Description
DF	1.00000	Dilution Factor
Vo	1000.00000	Volume of sample extracted (mL)
Vt	2000.00000	Volume of final extract (uL)
Vi	1.00000	Volume injected (uL)
Uf	1.00000	Correction factor

Cpnd Variable

Local Compound Variable

Compounds	AMOUNTS						
	RT	EXP RT	DLT RT	RESPONSE	CAL-AMT (UG/ML)	ON-COL (UG/ML)	
1 C-9	6.227	6.232	-0.005	132994388	50.0000	48.9	
2 C-10	6.927	6.928	-0.001	136431081	50.0000	49.8	
4 C-12	7.824	7.832	-0.008	137913072	50.0000	49.2	
6 C-14	8.463	8.471	-0.008	139873879	50.0000	48.6	
8 C-16	9.005	9.013	-0.008	145503588	50.0000	48.8	
10 C-18	9.495	9.503	-0.008	142877380	50.0000	47.3	
M 11 Alip C9-C18				835593388	300.000	293	
12 C-19	9.724	9.774	-0.050	144667418	50.0000	47.9	
13 C-20	9.947	9.957	-0.010	145305352	50.0000	47.7	
\$ 15 Chlorooctadecane	10.161	10.216	-0.055	132668745	50.0000	48.4	
16 C-22	10.372	10.383	-0.011	146886232	50.0000	48.0	
18 C-24	10.783	10.795	-0.012	147511784	50.0000	47.6	
20 C-26	11.209	11.222	-0.013	149556451	50.0000	47.9	

Compounds	RT	EXP RT	DLT RT	RESPONSE	AMOUNTS	
					CAL-AMT (UG/ML)	ON-COL (UG/ML)
22 C-28	11.676	11.723	-0.047	149948227	50.0000	48.4
115 C-30	12.231	12.249	-0.018	147978676	50.0000	47.4 (A)
114 C-36	15.122	15.143	-0.021	137218811	50.0000	46.9
M 24 Alip C19-C36				1169072951	400.000	382

QC Flag Legend

A - Target compound detected but, quantitated amount exceeded maximum amount.

Date : 10-NOV-2011 19:40

Client ID: 1 84-15-4

Sample Info: 1400*1 84-15-4

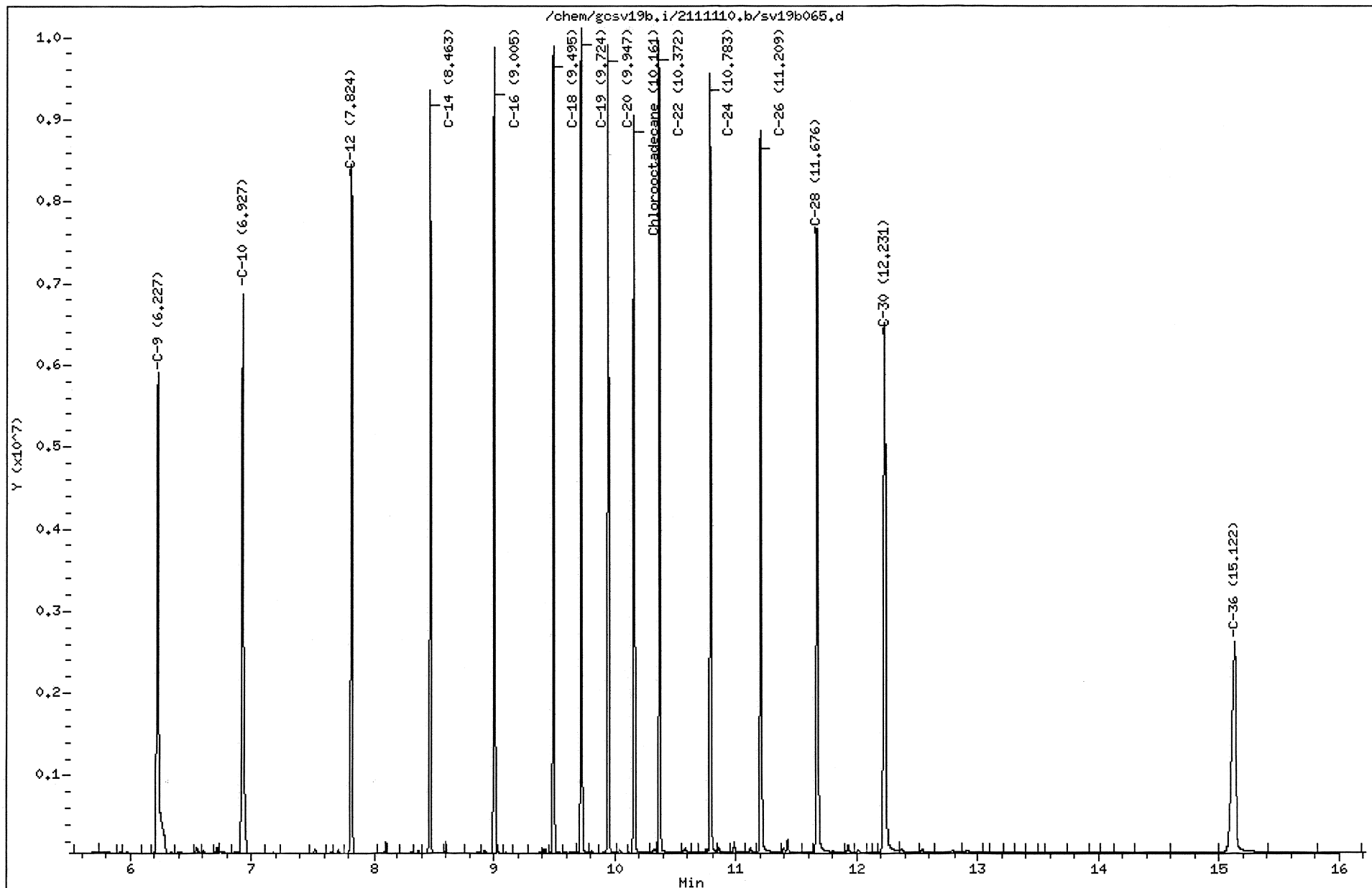
Volume Injected (uL): 1.0

Column phase: DB-5MS-30M

Instrument: gosv19b.i

Operator: smh

Column diameter: 0.25



GCAL, Inc.

INITIAL CALIBRATION DATA

Start Cal Date : 02-NOV-2011 15:55
 End Cal Date : 03-NOV-2011 14:30
 Quant Method : ESTD
 Origin : Disabled
 Target Version : 3.50
 Integrator : HP Genie
 Method file : /var/chem/gcsv19b.i/2111104.b/AROEPHmass.m
 Cal Date : 08-Nov-2011 14:38 smh
 Curve Type : Average

Calibration File Names:

Level 1: /var/chem/gcsv19b.i/2111103.b/sv19b052s.d
 Level 2: /var/chem/gcsv19b.i/2111103.b/sv19b053s.d
 Level 3: /var/chem/gcsv19b.i/2111103.b/sv19b054s.d
 Level 4: /var/chem/gcsv19b.i/2111103.b/sv19b055s.d
 Level 5: /var/chem/gcsv19b.i/2111103.b/sv19b056s.d

Compound	1.000	10.000	50.000	100.000	200.000	RRF	% RSD
	Level 1	Level 2	Level 3	Level 4	Level 5		
1 Naphthalene	2871371	2880452	2795766	2859339	2803867	2842159	1.389
2 2-Methylnaphthalene	2390073	2394998	2345540	2406153	2358179	2378988	1.086
4 Acenaphthylene	2742978	2787580	2735871	2801782	2748122	2763267	1.065
6 Acenaphthene	2939138	2974500	2797376	2847632	2992117	2910153	2.892
7 Fluorene	2698627	2763527	2759247	2833327	2801195	2771184	1.825
8 Phenanthrene	2595622	2723658	2778901	2849934	2855307	2760684	3.879
9 Anthracene	2513243	2630537	2655916	2746767	2723523	2653997	3.464
12 Fluoranthene	2615148	2778457	2865217	2923634	2923247	2821141	4.592
13 Pyrene	2622128	2808614	2905331	2966543	2974785	2855480	5.126
14 Benzo(a)Anthracene	2463921	2659230	2834632	2942403	2985058	2777049	7.762
15 Chrysene	2577178	2691296	2772251	2844436	2855699	2748172	4.223
16 Benzo(b)Fluoranthene	2542088	2741276	2869331	2969808	2944332	2813367	6.247
17 Benzo(k)Fluoranthene	2542088	2741276	2869331	2969808	2944332	2813367	6.247
18 Benzo(a)Pyrene	2459311	2662945	2905156	2960554	2875461	2772685	7.515
19 Indo(1,2,3cd)Pyrene	2354342	2617747	2836757	2866551	2719863	2679052	7.715
20 Dibenzo(a,h)Anthracene	2354342	2617747	2836757	2866551	2719863	2679052	7.715
21 Benzo(g,h,i)Perylene	2487409	2704307	2942094	3003707	2752450	2777993	7.386
M 22 Arom C11-C22	2574648	2716361	2794440	2862290	2822200	2753988	4.124
23 Unadjusted Arom C11-C22	++++	++++	++++	++++	++++	++++	++++
M 113 Total Surrogate Area	++++	++++	++++	++++	++++	++++	++++
\$ 3 2-Fluorobiphenyl	2473008	2477779	2421128	2479969	2435554	2457488	1.107

GCAL, Inc.

INITIAL CALIBRATION DATA

Start Cal Date : 02-NOV-2011 15:55
End Cal Date : 03-NOV-2011 14:30
Quant Method : ESTD
Origin : Disabled
Target Version : 3.50
Integrator : HP Genie
Method file : /var/chem/gcsv19b.i/2111104.b/AROEPHmass.m
Cal Date : 08-Nov-2011 14:38 smh
Curve Type : Average

Compound	1.000	10.000	50.000	100.000	200.000	RRF	% RSD
	Level 1	Level 2	Level 3	Level 4	Level 5		
\$ 5 2-Bromonaphthalene	1570168	1562462	1600777	1661330	1449154	1568778	4.932
\$ 10 O-Terphenyl	2900971	2972915	2936779	2979088	2954226	2948796	1.067
\$ 11 Chloro-octadecane	2731973	2792662	2730816	2775185	2666865	2739500	1.780

GCAL, Inc.

Data file : /var/chem/gcsv19b.i/2111102.b/sv19b052.d
 Lab Smp Id: 1201 Client Smp ID: 1 84-12-8
 Inj Date : 02-NOV-2011 15:55
 Operator : smh Inst ID: gcsv19b.i
 Smp Info : 1201*1 84-12-8
 Misc Info :
 Comment :
 Method : /var/chem/gcsv19b.i/2111102.b/AROEPHmass.m
 Meth Date : 08-Nov-2011 08:35 dlb Quant Type: ESTD
 Cal Date : 02-NOV-2011 15:55 Cal File: sv19b052.d
 Als bottle: 52 Calibration Sample, Level: 1
 Dil Factor: 1.00000
 Integrator: HP Genie Compound Sublist: all.sub
 Target Version: 3.50
 Processing Host: org.gcal.com

Concentration Formula: Amt * DF * Uf * Vt / (Vo * Vi) * CpndVariable

Name	Value	Description
DF	1.00000	Dilution Factor
Vo	1000.00000	Volume of sample extracted (mL)
Vt	2000.00000	Volume of final extract (uL)
Vi	1.00000	Volume injected (uL)
Uf	1.00000	Correction factor

Cpnd Variable

Local Compound Variable

Compounds	AMOUNTS					
	RT	EXP RT	DLT RT	RESPONSE	CAL-AMT (UG/ML)	ON-COL (UG/ML)
1 Naphthalene	7.877	7.878	-0.001	2871371	1.00000	1.00 (M2)
2 2-Methylnaphthalene	8.263	8.261	0.002	2390073	1.00000	1.00 (M2)
\$ 3 2-Fluorobiphenyl	8.450	8.450	0.000	2473008	1.00000	1.00 (M2)
4 Acenaphthylene	8.761	8.760	0.001	2742978	1.00000	1.00 (M2)
\$ 5 2-Bromonaphthalene	8.833	8.832	0.001	1570168	1.00000	1.00 (M2)
6 Acenaphthene	8.851	8.850	0.001	2939138	1.00000	1.00 (M2)
7 Fluorene	9.126	9.128	-0.002	2698627	1.00000	1.00 (M2)
8 Phenanthrene	9.653	9.652	0.001	2595622	1.00000	1.00 (M2)
9 Anthracene	9.681	9.680	0.001	2513243	1.00000	1.00 (M2)
\$ 10 O-Terphenyl	9.818	9.819	-0.001	2900971	1.00000	1.00 (M2)
12 Fluoranthene	10.323	10.322	0.001	2615148	1.00000	1.00 (M2)
13 Pyrene	10.463	10.461	0.002	2622128	1.00000	1.00 (M2)
14 Benzo(a)Anthracene	11.206	11.208	-0.002	2463921	1.00000	1.00 (M2)

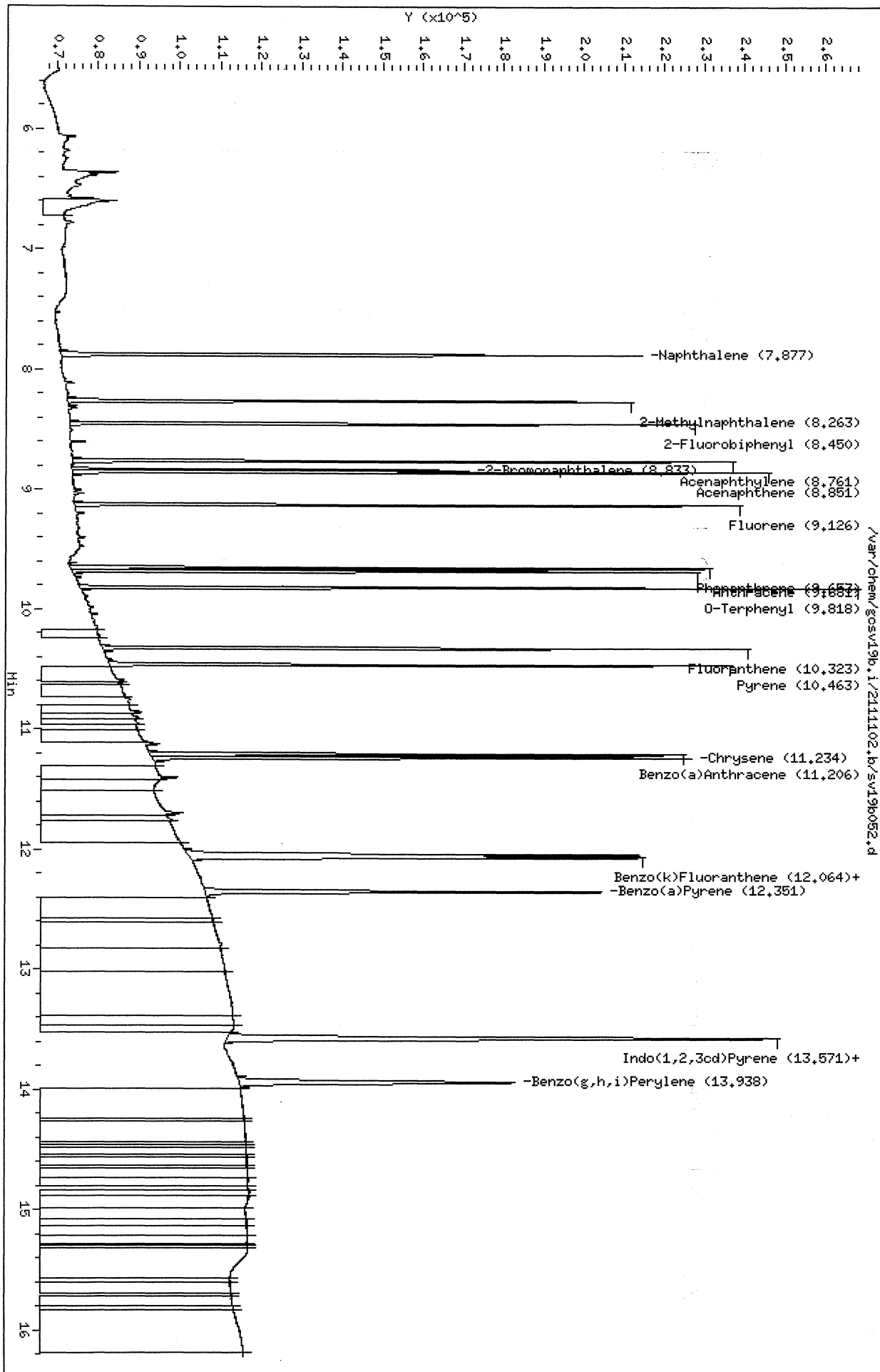
Compounds	RT	EXP RT	DLT RT	RESPONSE	AMOUNTS	
					CAL-AMT (UG/ML)	ON-COL (UG/ML)
15 Chrysene	11.234	11.232	0.002	2577178	1.00000	1.00 (M2)
16 Benzo(b)Fluoranthene	12.064	12.062	0.002	5084176	2.00000	2.00 (M2)
17 Benzo(k)Fluoranthene	12.064	12.062	0.002	5084176	2.00000	2.00 (M2)
18 Benzo(a)Pyrene	12.351	12.350	0.001	2459311	1.00000	1.00 (M2)
19 Indo(1,2,3cd)Pyrene	13.571	13.570	0.001	4708685	2.00000	2.00 (M2)
20 Dibenzo(a,h)Anthracene	13.571	13.570	0.001	4708685	2.00000	2.00 (M2)
21 Benzo(g,h,i)Perylene	13.938	13.939	-0.001	2487409	1.00000	1.00 (M2)
M 22 Arom C11-C22				43769008	17.0000	17.0
M 113 Total Surrogate Area				6944147	0.00000	(a)

QC Flag Legend

- a - Target compound detected but, quantitated amount Below Limit Of Quantitation(BLOQ).
- M2- Compound response manually integrated because Target system integrated incorrectly.

Data File: /var/chem/gcsw19b.i/2111102.b/sw19b052.d
 Date : 02-NOV-2011 15:55
 Client ID: 1 84-12-8
 Sample Info: 1201x1 84-12-8
 Volume Injected (µL): 1.0
 Column phase: DB-SMS-30H

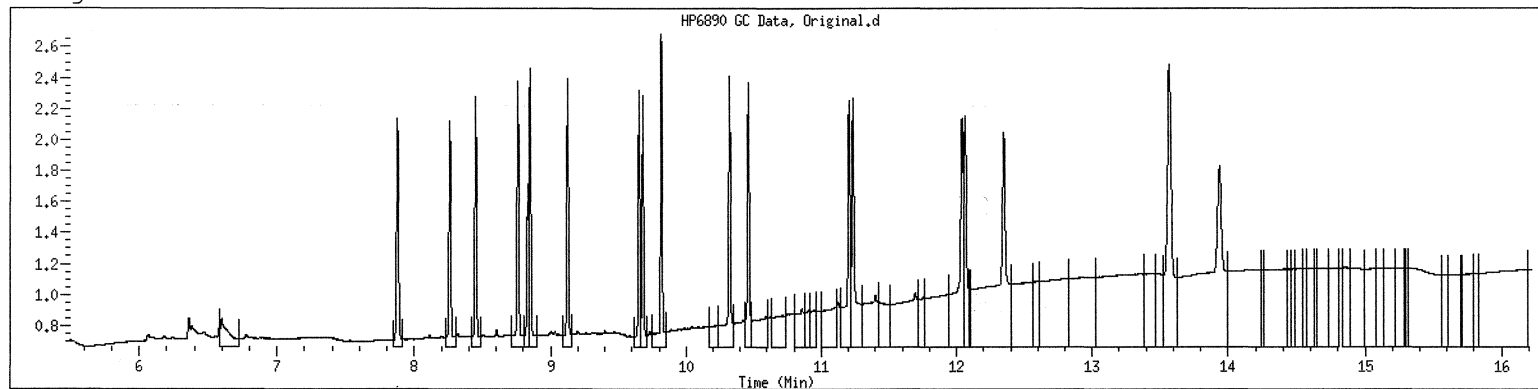
Instrument: gcsw19b.i
 Operator: smh
 Column diameter: 0.25



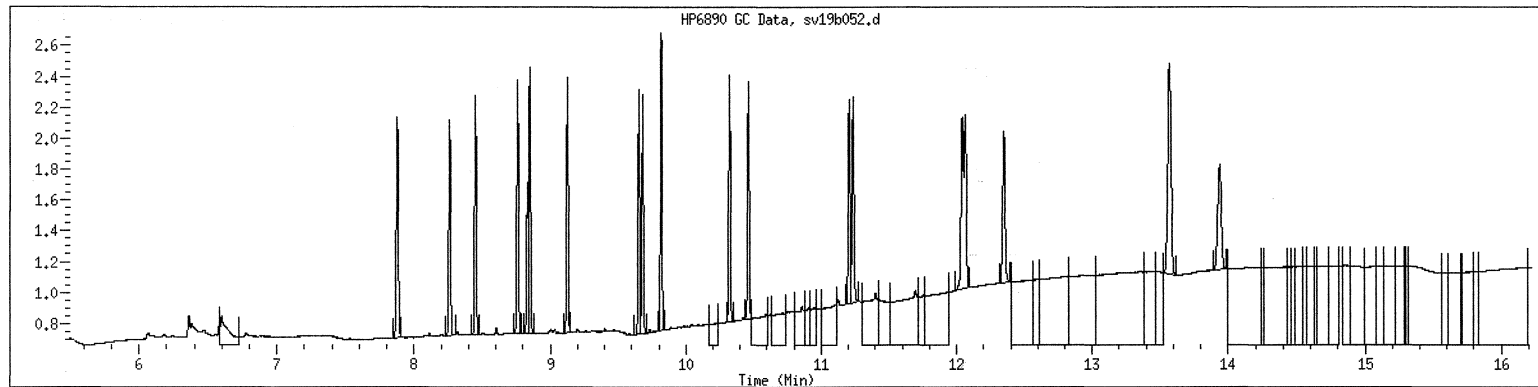
MANUAL INTEGRATION GRAPHIC REPORT

Lab ID : 1201 SampleType : CALIB_1
Injection Date: 11/02/2011 15:55 Instrument : gcsv19b.i
Operator : smh
Sample Info : 1201*1 84-12-8
Misc Info :
Method : /var/chem/gcsv19b.i/2111102.b/AROEPHmass.m
Dilution : 1.00
Matrix : WATER
Integrator : HP Genie Compound Sublist: all

Original



Final



GCAL, Inc.

Data file : /var/chem/gcsv19b.i/2111102.b/sv19b053.d
 Lab Smp Id: 1202 Client Smp ID: 1 84-12-8
 Inj Date : 02-NOV-2011 16:19
 Operator : smh Inst ID: gcsv19b.i
 Smp Info : 1202*1 84-12-8
 Misc Info :
 Comment :
 Method : /var/chem/gcsv19b.i/2111102.b/AROEPHmass.m
 Meth Date : 08-Nov-2011 08:35 dlb Quant Type: ESTD
 Cal Date : 02-NOV-2011 16:19 Cal File: sv19b053.d
 Als bottle: 53 Calibration Sample, Level: 2
 Dil Factor: 1.00000
 Integrator: HP Genie Compound Sublist: all.sub
 Target Version: 3.50
 Processing Host: org.gcal.com

Concentration Formula: Amt * DF * Uf * Vt / (Vo * Vi) * CpndVariable

Name	Value	Description
DF	1.00000	Dilution Factor
Vo	1000.00000	Volume of sample extracted (mL)
Vt	2000.00000	Volume of final extract (uL)
Vi	1.00000	Volume injected (uL)
Uf	1.00000	Correction factor

Cpnd Variable

Local Compound Variable

Compounds	RT	EXP RT	DLT RT	RESPONSE	AMOUNTS	
					CAL-AMT (UG/ML)	ON-COL (UG/ML)
1 Naphthalene	7.876	7.878	-0.002	28804515	10.0000	10.0 (M2)
2 2-Methylnaphthalene	8.262	8.261	0.001	23949975	10.0000	10.0 (M2)
\$ 3 2-Fluorobiphenyl	8.450	8.450	0.000	24777794	10.0000	10.0 (M2)
4 Acenaphthylene	8.761	8.761	0.000	27875803	10.0000	10.1 (M2)
\$ 5 2-Bromonaphthalene	8.835	8.832	0.003	15624622	10.0000	9.98 (M2)
6 Acenaphthene	8.852	8.851	0.001	29745005	10.0000	10.1 (M2)
7 Fluorene	9.126	9.128	-0.002	27635268	10.0000	10.1 (M2)
8 Phenanthrene	9.654	9.652	0.002	27236585	10.0000	10.2 (M2)
9 Anthracene	9.682	9.681	0.001	26305372	10.0000	10.2 (M2)
\$ 10 O-Terphenyl	9.818	9.819	-0.001	29729146	10.0000	10.1 (M2)
12 Fluoranthene	10.324	10.322	0.002	27784568	10.0000	10.3 (M2)
13 Pyrene	10.463	10.461	0.002	28086137	10.0000	10.3 (M2)
14 Benzo(a)Anthracene	11.206	11.208	-0.002	26592300	10.0000	10.4 (M2)

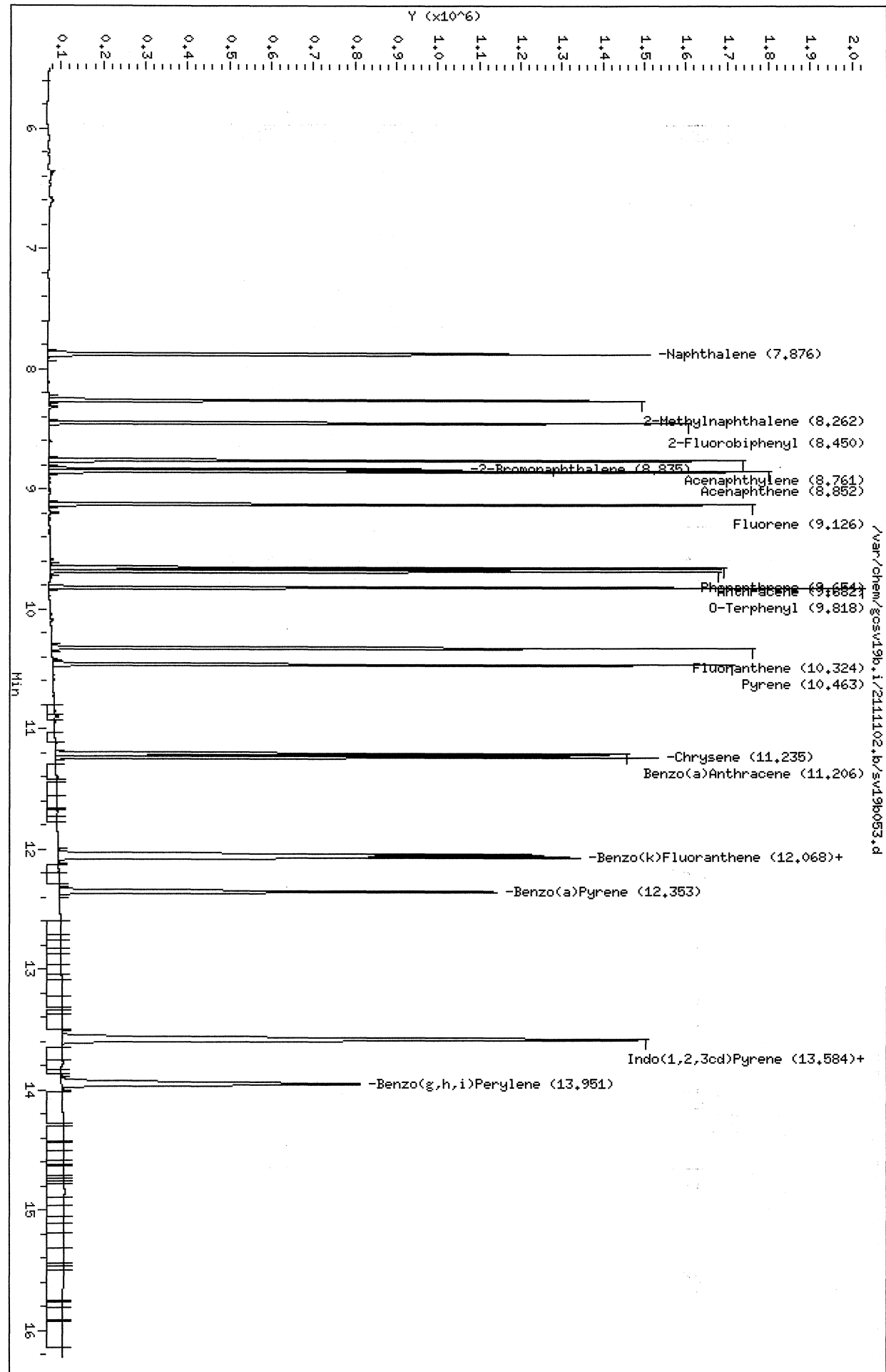
Compounds	RT	EXP RT	DLT RT	RESPONSE	AMOUNTS	
					CAL-AMT (UG/ML)	ON-COL (UG/ML)
15 Chrysene	11.235	11.235	0.000	26912958	10.0000	10.2 (M2)
16 Benzo (b) Fluoranthene	12.068	12.066	0.002	54825513	20.0000	20.8 (M2)
17 Benzo (k) Fluoranthene	12.068	12.066	0.002	54825513	20.0000	20.8 (M2)
18 Benzo (a) Pyrene	12.353	12.351	0.002	26629448	10.0000	10.4 (M2)
19 Indo (1, 2, 3cd) Pyrene	13.584	13.576	0.008	52354931	20.0000	21.1 (M2)
20 Dibenzo (a, h) Anthracene	13.584	13.576	0.008	52354931	20.0000	21.1 (M2)
21 Benzo (g, h, i) Perylene	13.951	13.945	0.006	27043066	10.0000	10.4 (M2)
M 22 Arom C11-C22				461781444	170.000	175
M 113 Total Surrogate Area				70131562	0.00000	(a)

QC Flag Legend

- a - Target compound detected but, quantitated amount Below Limit Of Quantitation (BLOQ).
- M2- Compound response manually integrated because Target system integrated incorrectly.

Data File: /var/chem/gcsw19b.i/2111102.b/sw19b053.d
 Date: 02-NOV-2014 16:19
 Client ID: 1 84-12-8
 Sample Info: 1202ml 84-12-8
 Volume Injected (UL): 1.0
 Column Phase: DB-5MS-30M

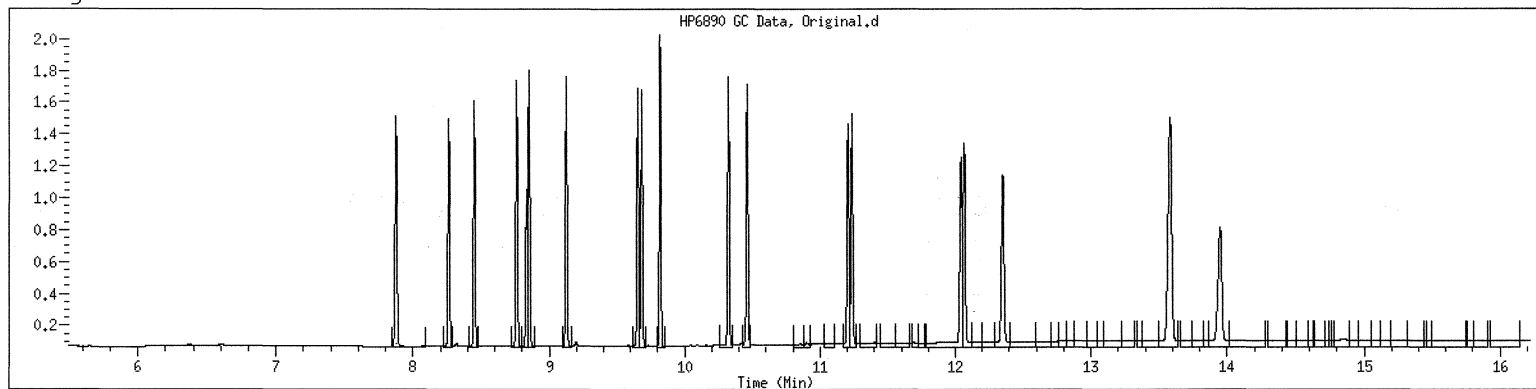
Instrument: gcsw19b.i
 Operator: smh
 Column diameter: 0.25



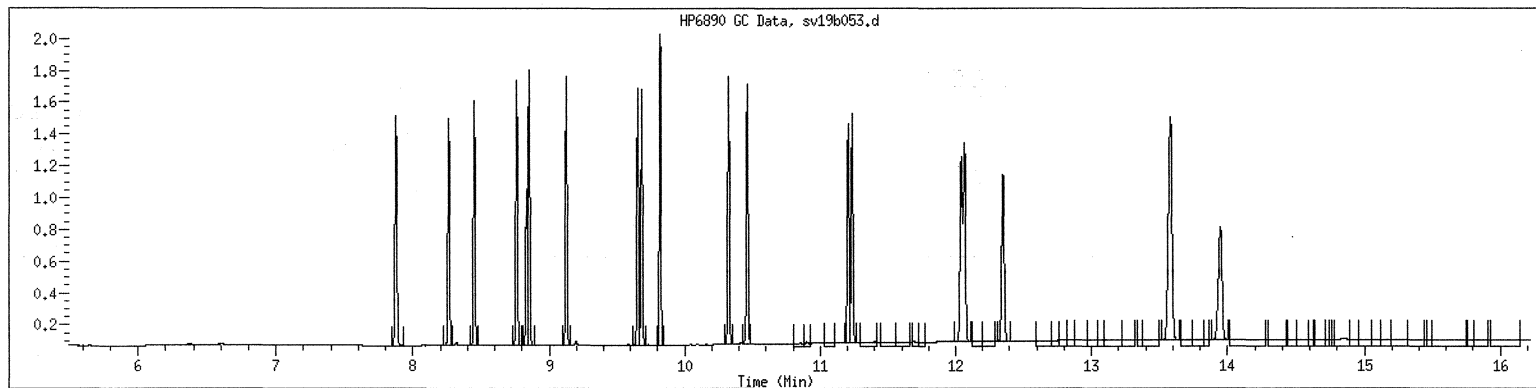
MANUAL INTEGRATION GRAPHIC REPORT

Lab ID : 1202 SampleType : CALIB_2
Injection Date: 11/02/2011 16:19 Instrument : gcsv19b.i
Operator : smh
Sample Info : 1202*1 84-12-8
Misc Info :
Method : /var/chem/gcsv19b.i/2111102.b/AROEPMass.m
Dilution : 1.00
Matrix : WATER
Integrator : HP Genie Compound Sublist: all

Original



Final



GCAL, Inc.

Data file : /var/chem/gcsv19b.i/2111102.b/sv19b054.d
 Lab Smp Id: 1203 Client Smp ID: 1 84-12-8
 Inj Date : 02-NOV-2011 16:42
 Operator : smh Inst ID: gcsv19b.i
 Smp Info : 1203*1 84-12-8
 Misc Info :
 Comment :
 Method : /var/chem/gcsv19b.i/2111102.b/AROEPHmass.m
 Meth Date : 08-Nov-2011 08:35 dlb Quant Type: ESTD
 Cal Date : 02-NOV-2011 16:42 Cal File: sv19b054.d
 Als bottle: 54 Calibration Sample, Level: 3
 Dil Factor: 1.00000
 Integrator: HP Genie Compound Sublist: all.sub
 Target Version: 3.50
 Processing Host: org.gcal.com

Concentration Formula: Amt * DF * Uf * Vt/(Vo * Vi) * CpndVariable

Name	Value	Description
DF	1.00000	Dilution Factor
Vo	1000.00000	Volume of sample extracted (mL)
Vt	2000.00000	Volume of final extract (uL)
Vi	1.00000	Volume injected (uL)
Uf	1.00000	Correction factor

Cpnd Variable

Local Compound Variable

Compounds	RT	EXP RT	DLT RT	RESPONSE	AMOUNTS	
					CAL-AMT (UG/ML)	ON-COL (UG/ML)
1 Naphthalene	7.879	7.879	0.000	139788310	50.0000	49.1
2 2-Methylnaphthalene	8.265	8.263	0.002	117276990	50.0000	49.3
\$ 3 2-Fluorobiphenyl	8.453	8.451	0.002	121056403	50.0000	49.3
4 Acenaphthylene	8.765	8.762	0.003	136793555	50.0000	49.6
\$ 5 2-Bromonaphthalene	8.838	8.834	0.004	80038867	50.0000	50.7
6 Acenaphthene	8.857	8.853	0.004	139868814	50.0000	48.2
7 Fluorene	9.130	9.129	0.001	137962328	50.0000	50.3
8 Phenanthrene	9.657	9.654	0.003	138945044	50.0000	51.5
9 Anthracene	9.687	9.683	0.004	132795791	50.0000	51.1
\$ 10 O-Terphenyl	9.820	9.819	0.001	146838940	50.0000	50.0
12 Fluoranthene	10.325	10.323	0.002	143260836	50.0000	52.0
13 Pyrene	10.465	10.463	0.002	145266555	50.0000	52.3
14 Benzo(a)Anthracene	11.207	11.208	-0.001	141731614	50.0000	53.4

Compounds	RT	EXP RT	DLT RT	RESPONSE	AMOUNTS	
					CAL-AMT (UG/ML)	ON-COL (UG/ML)
15 Chrysene	11.239	11.236	0.003	138612563	50.0000	51.7
16 Benzo(b)Fluoranthene	12.080	12.070	0.010	286933061	100.000	106 (M2)
17 Benzo(k)Fluoranthene	12.080	12.070	0.010	286933061	100.000	106 (M2)
18 Benzo(a)Pyrene	12.363	12.355	0.008	145257809	50.0000	54.3
19 Indo(1,2,3cd)Pyrene	13.615	13.589	0.026	283675684	100.000	109
20 Dibenzo(a,h)Anthracene	13.615	13.589	0.026	283675684	100.000	109 (M1)
21 Benzo(g,h,i)Perylene	13.988	13.959	0.029	147104717	50.0000	54.3
M 22 Arom C11-C22				2375273671	850.000	882
M 113 Total Surrogate Area				347934210	0.00000	(a)

QC Flag Legend

- a - Target compound detected but, quantitated amount Below Limit Of Quantitation(BLOQ).
- M1- Compound response manually integrated because Target system did not integrate.
- M2- Compound response manually integrated because Target system integrated incorrectly.

Date : 02-NOV-2011 16:42

Client ID: 1 84-12-8

Sample Info: 1203*1 84-12-8

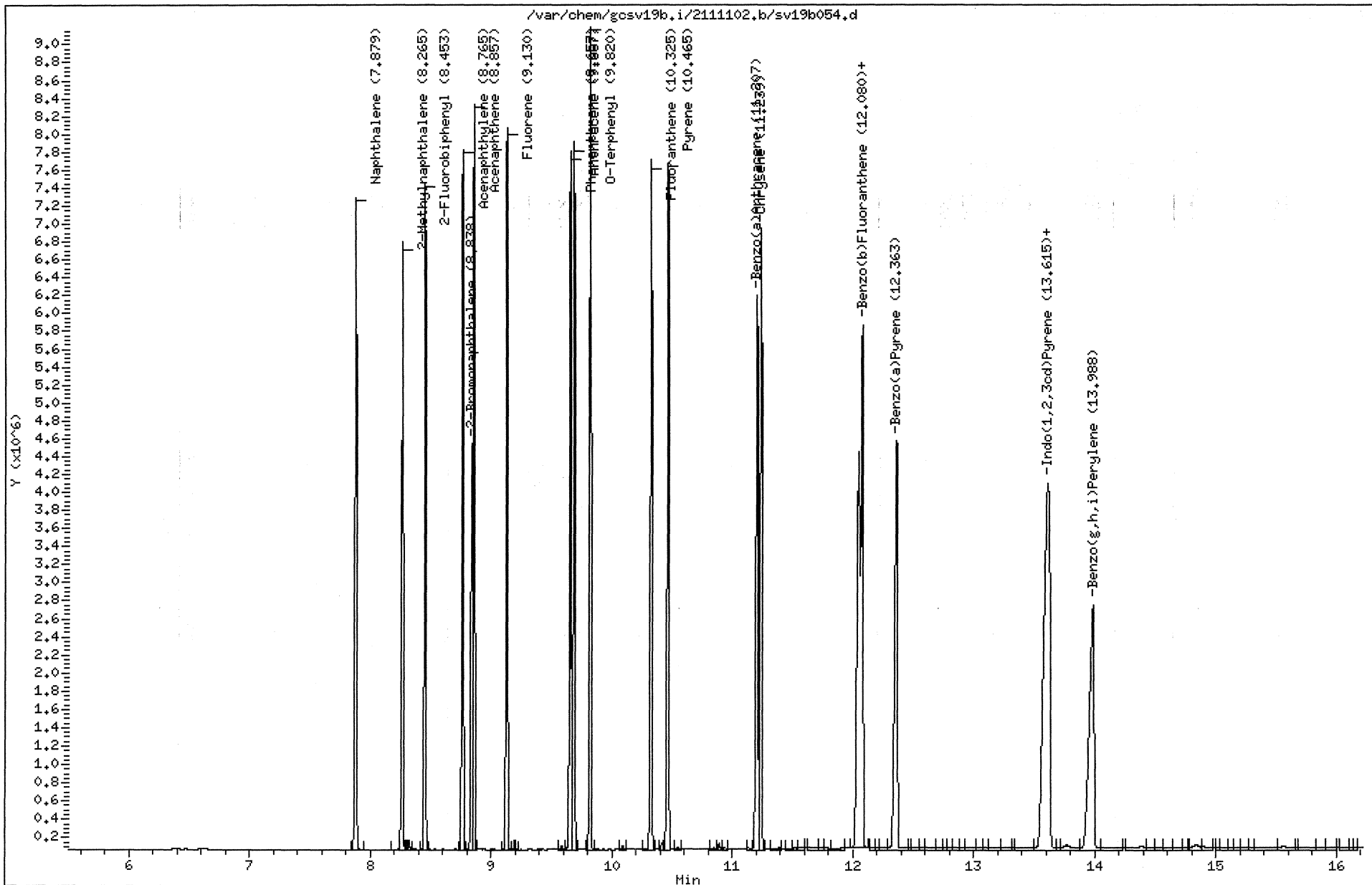
Volume Injected (uL): 1.0

Column phase: DB-5MS-30M

Instrument: gcsv19b.i

Operator: smh

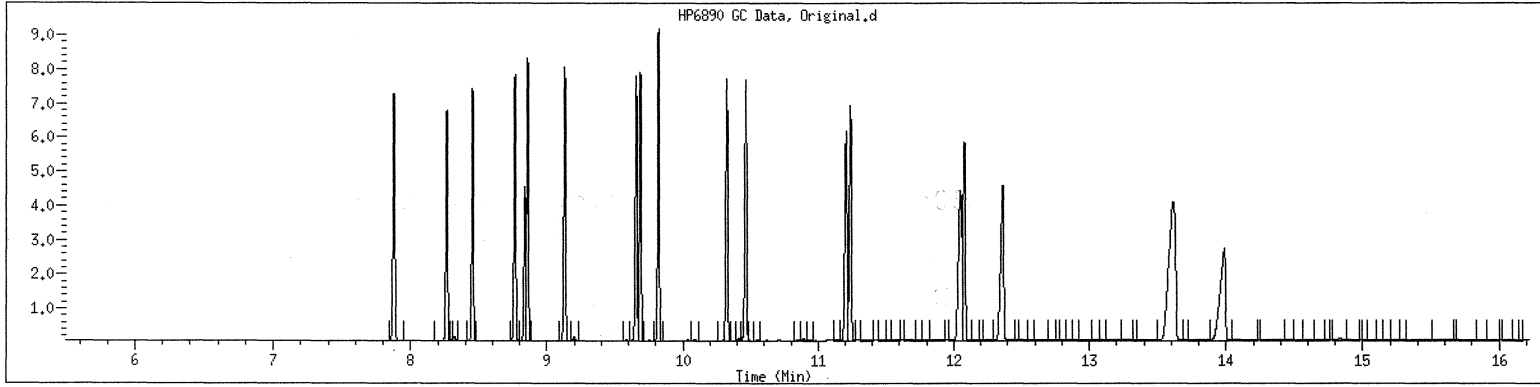
Column diameter: 0.25



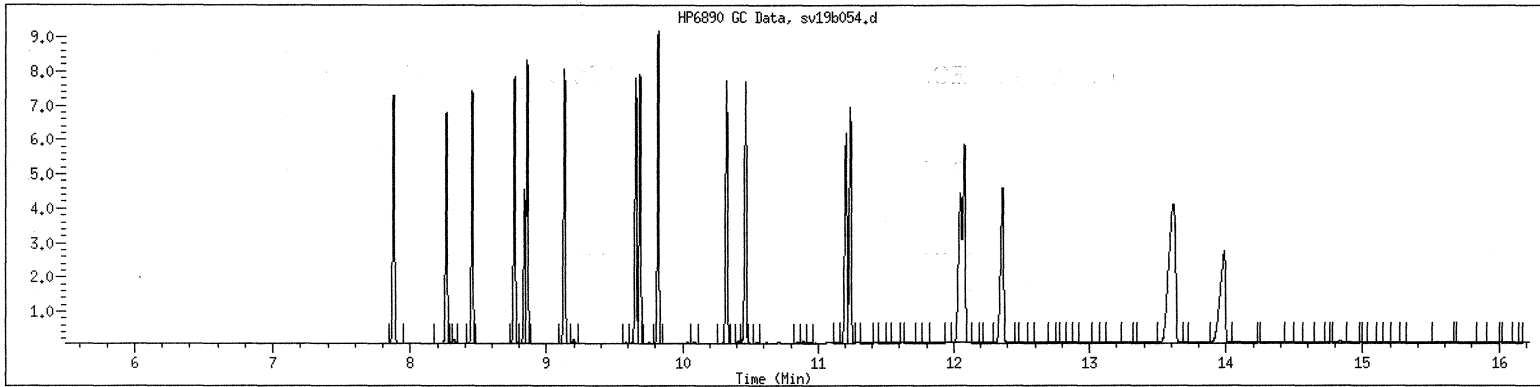
MANUAL INTEGRATION GRAPHIC REPORT

Lab ID : 1203 SampleType : CALIB_3
Injection Date: 11/02/2011 16:42 Instrument : gcsv19b.i
Operator : smh
Sample Info : 1203*1 84-12-8
Misc Info :
Method : /var/chem/gcsv19b.i/2111102.b/AROEPMass.m
Dilution : 1.00
Matrix : WATER
Integrator : HP Genie Compound Sublist: all

Original



Final



GCAL, Inc.

Data file : /var/chem/gcsv19b.i/2111102.b/sv19b055.d
 Lab Smp Id: 1204 Client Smp ID: 1 84-12-8
 Inj Date : 02-NOV-2011 17:07
 Operator : smh Inst ID: gcsv19b.i
 Smp Info : 1204*1 84-12-8
 Misc Info :
 Comment :
 Method : /var/chem/gcsv19b.i/2111102.b/AROEPhmass.m
 Meth Date : 08-Nov-2011 08:35 dlb Quant Type: ESTD
 Cal Date : 02-NOV-2011 17:07 Cal File: sv19b055.d
 Als bottle: 55 Calibration Sample, Level: 4
 Dil Factor: 1.00000
 Integrator: HP Genie Compound Sublist: all.sub
 Target Version: 3.50
 Processing Host: org.gcal.com

Concentration Formula: Amt * DF * Uf * Vt / (Vo * Vi) * CpndVariable

Name	Value	Description
DF	1.00000	Dilution Factor
Vo	1000.00000	Volume of sample extracted (mL)
Vt	2000.00000	Volume of final extract (uL)
Vi	1.00000	Volume injected (uL)
Uf	1.00000	Correction factor

Cpnd Variable

Local Compound Variable

Compounds	RT	EXP RT	DLT RT	RESPONSE	AMOUNTS	
					CAL-AMT (UG/ML)	ON-COL (UG/ML)
1 Naphthalene	7.882	7.879	0.003	285933881	100.000	100
2 2-Methylnaphthalene	8.269	8.264	0.005	240615323	100.000	101
\$ 3 2-Fluorobiphenyl	8.457	8.453	0.004	247996907	100.000	101
4 Acenaphthylene	8.769	8.764	0.005	280178162	100.000	101
\$ 5 2-Bromonaphthalene	8.843	8.836	0.007	166132975	100.000	104
6 Acenaphthene	8.864	8.855	0.009	284763163	100.000	98.5
7 Fluorene	9.136	9.131	0.005	283332686	100.000	103
8 Phenanthrene	9.663	9.656	0.007	284993363	100.000	104
9 Anthracene	9.695	9.685	0.010	274676746	100.000	104
\$ 10 O-Terphenyl	9.826	9.821	0.005	297908777	100.000	101
12 Fluoranthene	10.334	10.325	0.009	292363394	100.000	105
13 Pyrene	10.475	10.465	0.010	296654255	100.000	105
14 Benzo(a)Anthracene	11.219	11.211	0.008	294240261	100.000	108

Compounds	RT	EXP RT	DLT RT	RESPONSE	AMOUNTS	
					CAL-AMT (UG/ML)	ON-COL (UG/ML)
15 Chrysene	11.255	11.240	0.015	284443626	100.000	105
16 Benzo(b)Fluoranthene	12.103	12.078	0.025	593961569	200.000	214 (AM2)
17 Benzo(k)Fluoranthene	12.103	12.078	0.025	593961569	200.000	214 (AM2)
18 Benzo(a)Pyrene	12.387	12.363	0.024	296055391	100.000	108
19 Indo(1,2,3cd)Pyrene	13.675	13.610	0.065	573310212	200.000	215 (AM2)
20 Dibenzo(a,h)Anthracene	13.675	13.610	0.065	573310212	200.000	215 (AM2)
21 Benzo(g,h,i)Perylene	14.036	13.979	0.057	300370678	100.000	108
M 22 Arom C11-C22				4865892710	1700.00	1780
M 113 Total Surrogate Area				712038659	0.00000	(a)

QC Flag Legend

- a - Target compound detected but, quantitated amount Below Limit Of Quantitation(BLOQ).
- A - Target compound detected but, quantitated amount exceeded maximum amount.
- M2- Compound response manually integrated because Target system integrated incorrectly.

Date : 02-NOV-2011 17:07

Client ID: 1 84-12-8

Sample Info: 1204*1 84-12-8

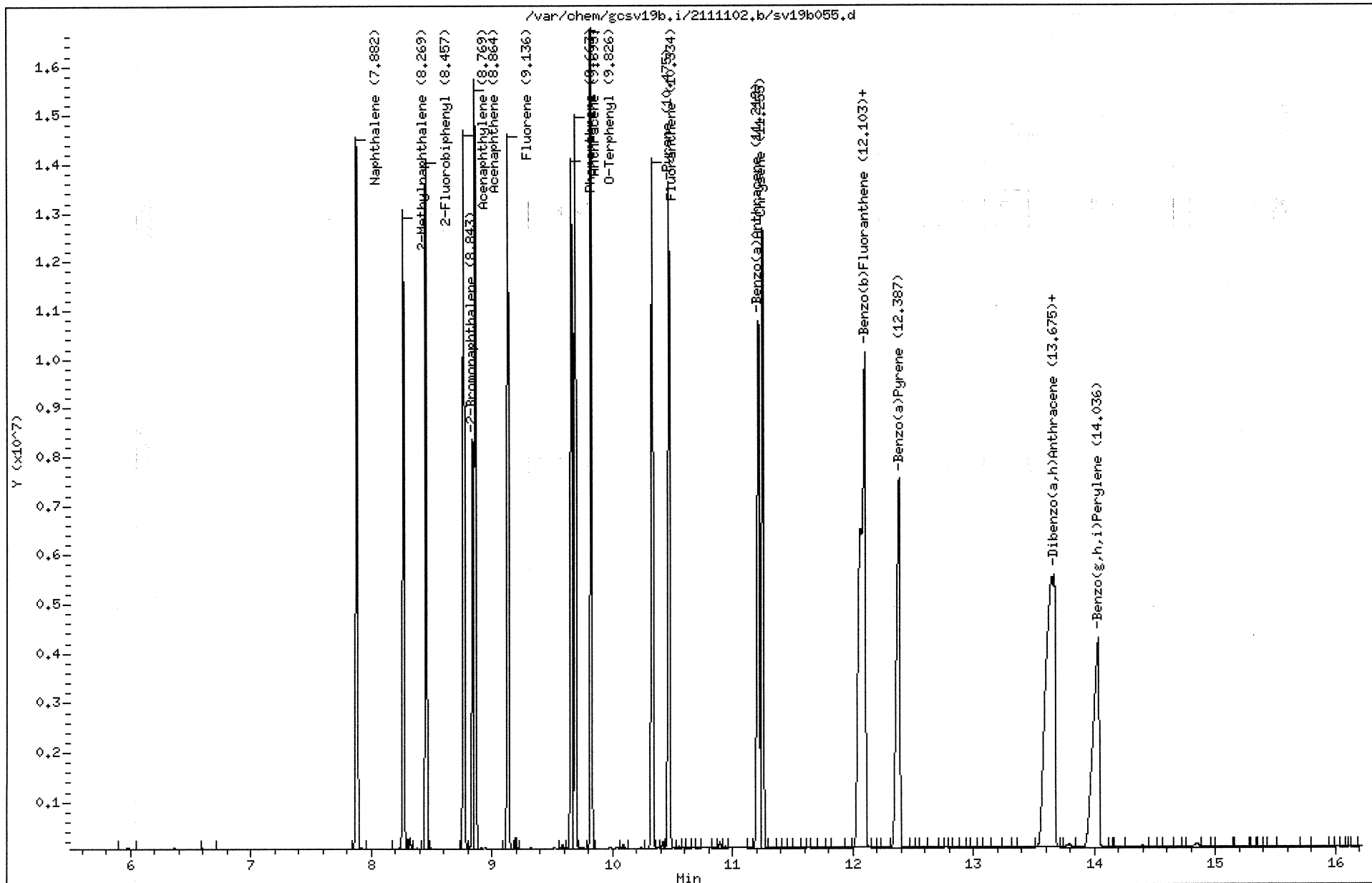
Volume Injected (uL): 1.0

Column phase: DB-5MS-30M

Instrument: gcsv19b.i

Operator: smh

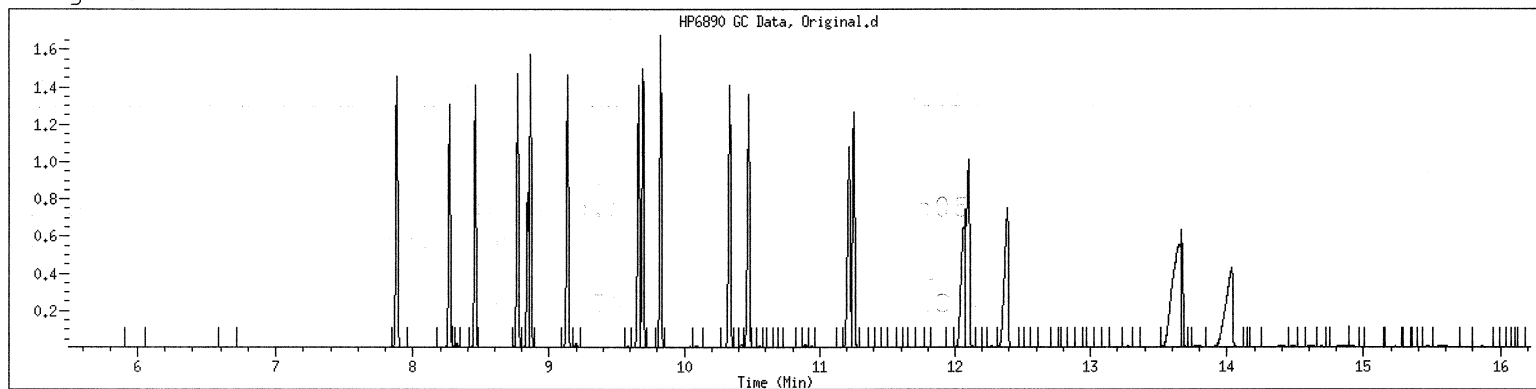
Column diameter: 0.25



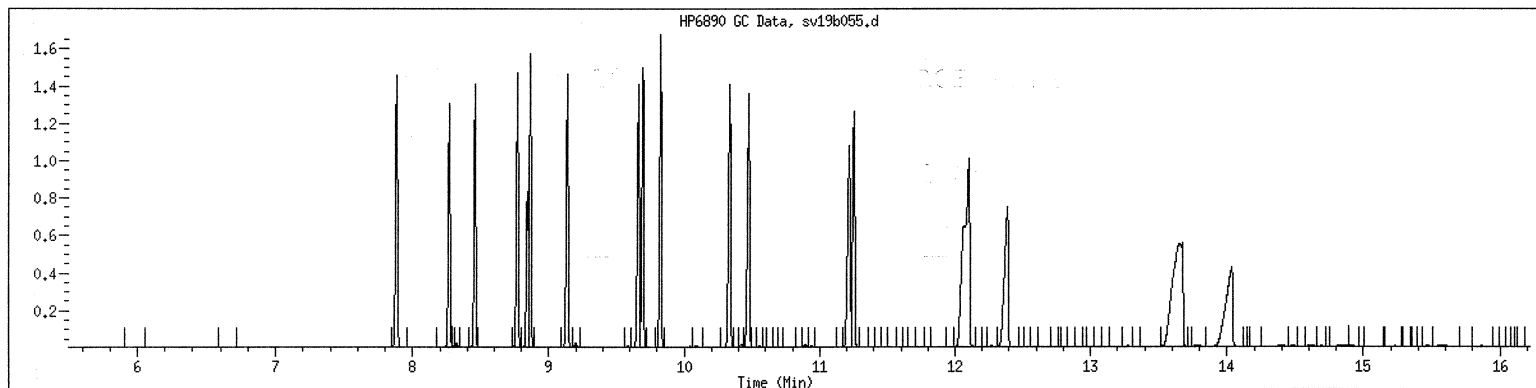
MANUAL INTEGRATION GRAPHIC REPORT

Lab ID : 1204 SampleType : CALIB_4
Injection Date: 11/02/2011 17:07 Instrument : gcsv19b.i
Operator : smh
Sample Info : 1204*1 84-12-8
Misc Info :
Method : /var/chem/gcsv19b.i/2111102.b/AROEPHmass.m
Dilution : 1.00
Matrix : WATER
Integrator : HP Genie Compound Sublist: all

Original



Final



GCAL, Inc.

Data file : /var/chem/gcsv19b.i/2111102.b/sv19b056.d
 Lab Smp Id: 1205 Client Smp ID: 1 84-12-8
 Inj Date : 02-NOV-2011 17:30
 Operator : smh Inst ID: gcsv19b.i
 Smp Info : 1205*1 84-12-8
 Misc Info :
 Comment :
 Method : /var/chem/gcsv19b.i/2111102.b/AROEPhmass.m
 Meth Date : 08-Nov-2011 08:35 dlb Quant Type: ESTD
 Cal Date : 02-NOV-2011 17:30 Cal File: sv19b056.d
 Als bottle: 56 Calibration Sample, Level: 5
 Dil Factor: 1.00000
 Integrator: HP Genie Compound Sublist: all.sub
 Target Version: 3.50
 Processing Host: org.gcal.com

Concentration Formula: Amt * DF * Uf * Vt / (Vo * Vi) * CpndVariable

Name	Value	Description
DF	1.00000	Dilution Factor
Vo	1000.00000	Volume of sample extracted (mL)
Vt	2000.00000	Volume of final extract (uL)
Vi	1.00000	Volume injected (uL)
Uf	1.00000	Correction factor

Cpnd Variable Local Compound Variable

Compounds	AMOUNTS					
	RT	EXP RT	DLT RT	RESPONSE	CAL-AMT (UG/ML)	ON-COL (UG/ML)
1 Naphthalene	7.888	7.881	0.007	560773309	200.000	197
2 2-Methylnaphthalene	8.274	8.266	0.008	471635711	200.000	198
\$ 3 2-Fluorobiphenyl	8.462	8.454	0.008	487110868	200.000	198
4 Acenaphthylene	8.776	8.767	0.009	549624381	200.000	199
\$ 5 2-Bromonaphthalene	8.853	8.839	0.014	289830833	200.000	185
6 Acenaphthene	8.872	8.858	0.014	598423437	200.000	206 (A)
7 Fluorene	9.143	9.133	0.010	560238934	200.000	202 (A)
8 Phenanthrene	9.671	9.658	0.013	571061474	200.000	207 (A)
9 Anthracene	9.705	9.689	0.016	544704598	200.000	205 (A)
\$ 10 O-Terphenyl	9.832	9.823	0.009	590845256	200.000	200 (A)
12 Fluoranthene	10.343	10.329	0.014	584649476	200.000	207 (A)
13 Pyrene	10.485	10.468	0.017	594957073	200.000	208 (A)
14 Benzo(a)Anthracene	11.230	11.215	0.015	597011528	200.000	215 (A)

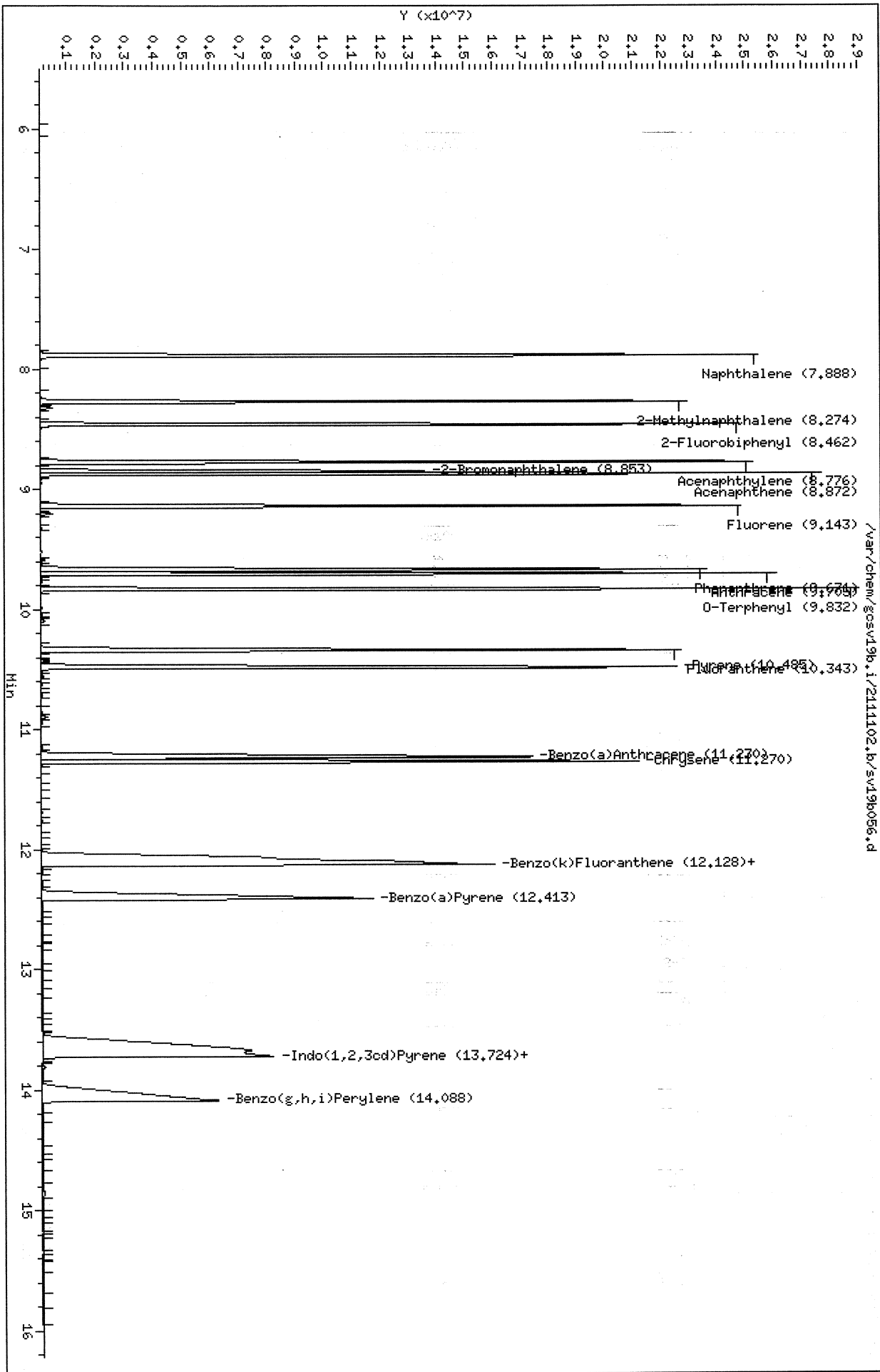
Compounds	RT	EXP RT	DLT RT	RESPONSE	AMOUNTS	
					CAL-AMT (UG/ML)	ON-COL (UG/ML)
15 Chrysene	11.270	11.246	0.024	571139866	200.000	208 (A)
16 Benzo(b) Fluoranthene	12.128	12.088	0.040	1177732644	400.000	419 (AM1)
17 Benzo(k) Fluoranthene	12.128	12.088	0.040	1177732644	400.000	419 (A)
18 Benzo(a) Pyrene	12.413	12.373	0.040	575092148	200.000	207 (A)
19 Indo(1,2,3cd) Pyrene	13.724	13.632	0.092	1087945178	400.000	406 (AM2)
20 Dibenzo(a,h) Anthracene	13.724	13.632	0.092	1087945178	400.000	406 (AM2)
21 Benzo(g,h,i) Perylene	14.088	14.001	0.087	550489918	200.000	198
M 22 Arom C11-C22				9595479675	3400.00	3480
M 113 Total Surrogate Area				1367786957	0.00000	(a)

QC Flag Legend

- a - Target compound detected but, quantitated amount Below Limit Of Quantitation(BLOQ).
- A - Target compound detected but, quantitated amount exceeded maximum amount.
- M1- Compound response manually integrated because Target system did not integrate.
- M2- Compound response manually integrated because Target system integrated incorrectly.

Data File: /var/chem/gcsw19b.i/2111102.b/sw19b056.d
 Date : 02-NOV-2011 17:30
 Client ID: 1 84-12-8
 Sample Infol: 1205x1 84-12-8
 Volume Injected (uL): 1.0
 Column phase: DB-5MS-30M

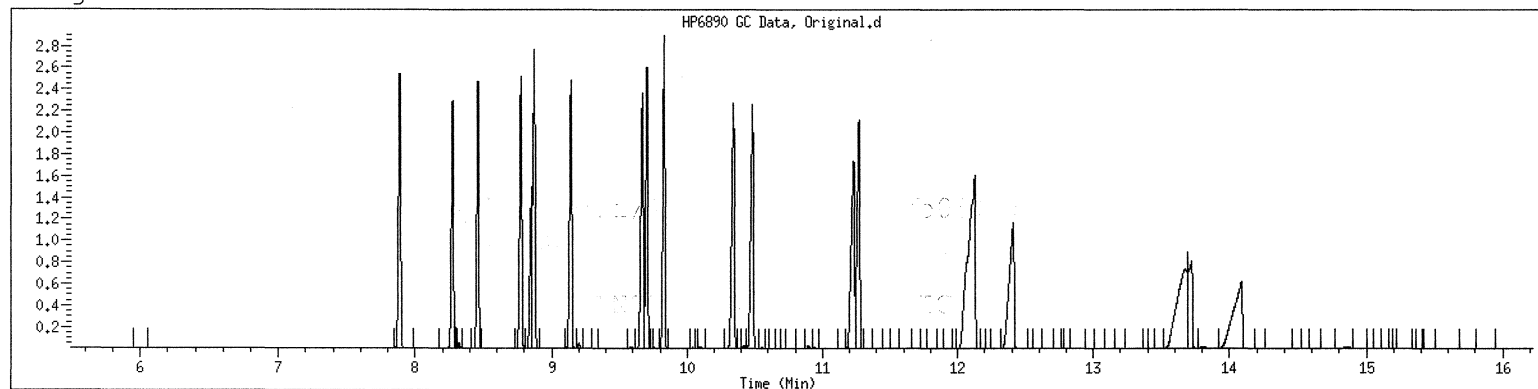
Instrument: gcsw19b.i
 Operator: smh
 Column diameter: 0.25



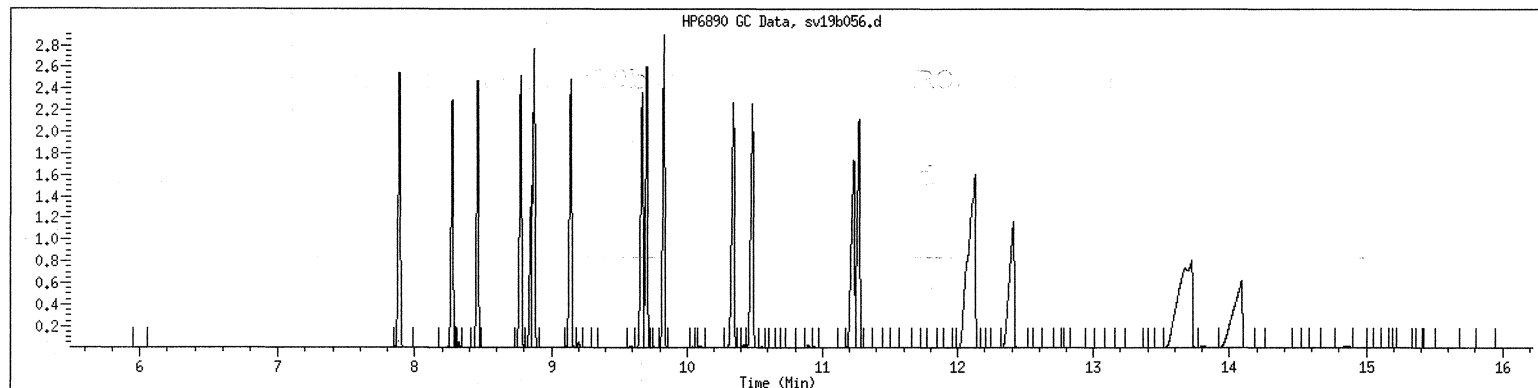
MANUAL INTEGRATION GRAPHIC REPORT

Lab ID : 1205 SampleType : CALIB_5
Injection Date: 11/02/2011 17:30 Instrument : gcsv19b.i
Operator : smh
Sample Info : 1205*1 84-12-8
Misc Info :
Method : /var/chem/gcsv19b.i/2111102.b/AROEPMass.m
Dilution : 1.00
Matrix : WATER
Integrator : HP Genie Compound Sublist: all

Original



Final



GCAL, Inc.

RECOVERY REPORT

Client Name: Client SDG: 2111102
 Sample Matrix: LIQUID Fraction: SV
 Lab Smp Id: 1600 Client Smp ID: 1 84-7-10
 Level: LOW Operator: smh
 Data Type: GC MULTI COMP SampleType: LCS
 SpikeList File: AROMICV.spk Quant Type: ESTD
 Sublist File: all.sub
 Method File: /var/chem/gcsv19b.i/2111102.b/AROEPHmass.m
 Misc Info:

SPIKE COMPOUND	CONC ADDED ug/L	CONC RECOVERED ug/L	% RECOVERED	LIMITS
1 Naphthalene	50.0	49.0	98.05	75-125
2 2-Methylnaphthalene	50.0	55.6	111.25	75-125
4 Acenaphthylene	50.0	49.5	98.98	75-125
6 Acenaphthene	50.0	47.9	95.74	75-125
7 Fluorene	50.0	50.0	100.07	75-125
8 Phenanthrene	50.0	50.4	100.72	75-125
9 Anthracene	50.0	50.5	100.97	75-125
12 Fluoranthene	50.0	49.6	99.22	75-125
13 Pyrene	50.0	51.1	102.27	75-125
14 Benzo (a) Anthracene	50.0	50.4	100.89	75-125
15 Chrysene	50.0	49.9	99.75	75-125
16 Benzo (b) Fluoranthene	100	101	101.11	75-125
17 Benzo (k) Fluoranthene	100	101	101.11	75-125
18 Benzo (a) Pyrene	50.0	50.9	101.88	75-125
19 Indo (1, 2, 3cd) Pyrene	100	104	104.37	75-125
20 Dibenzo (a, h) Anthracene	100	104	104.37	75-125
21 Benzo (g, h, i) Perylene	50.0	52.5	105.06	75-125

SURROGATE COMPOUND	CONC ADDED ug/L	CONC RECOVERED ug/L	% RECOVERED	LIMITS
\$ 3 2-Fluorobiphenyl	50.0	51.5	102.93	40-140
\$ 5 2-Bromonaphthalene	50.0	54.4	108.75	40-140
\$ 10 O-Terphenyl	50.0	55.1	110.13	40-140
\$ 11 Chloro-octadecane	50.0	0.00	*	40-140

GCAL, Inc.

Data file : /var/chem/gcsv19b.i/2111102.b/sv19b057.d
 Lab Smp Id: 1600 Client Smp ID: 1 84-7-10
 Inj Date : 02-NOV-2011 17:55
 Operator : smh Inst ID: gcsv19b.i
 Smp Info : 1600*1 84-7-10
 Misc Info :
 Comment :
 Method : /var/chem/gcsv19b.i/2111102.b/AROEPhmass.m
 Meth Date : 08-Nov-2011 08:36 dlb Quant Type: ESTD
 Cal Date : 02-NOV-2011 17:30 Cal File: sv19b056.d
 Als bottle: 57 QC Sample: LCS
 Dil Factor: 1.00000
 Integrator: HP Genie Compound Sublist: all.sub
 Target Version: 3.50
 Processing Host: org.gcal.com

Concentration Formula: Amt * DF * Uf * Vt / (Vo * Vi) * CpndVariable

Name	Value	Description
DF	1.00000	Dilution Factor
Vo	1.00000	Volume of sample extracted (mL)
Vt	1.00000	Volume of final extract (uL)
Vi	1.00000	Volume injected (uL)
Uf	1.00000	Correction factor

Cpnd Variable Local Compound Variable

Compounds	RT	EXP RT	DLT RT	RESPONSE	CONCENTRATIONS	
					ON-COLUMN (UG/ML)	FINAL (ug/L)
1 Naphthalene	7.879	7.881	-0.002	139338681	49.0256	49.0
2 2-Methylnaphthalene	8.266	8.266	0.000	132335257	55.6267	55.6
\$ 3 2-Fluorobiphenyl	8.453	8.454	-0.001	126473294	51.4645	51.5
4 Acenaphthylene	8.765	8.767	-0.002	136751456	49.4891	49.5
\$ 5 2-Bromonaphthalene	8.838	8.839	-0.001	85304529	54.3764	54.4
6 Acenaphthene	8.858	8.858	0.000	139305778	47.8689	47.9
7 Fluorene	9.131	9.133	-0.002	138659834	50.0363	50.0
8 Phenanthrene	9.658	9.658	0.000	139031327	50.3612	50.4
9 Anthracene	9.688	9.689	-0.001	133992045	50.4869	50.5
\$ 10 O-Terphenyl	9.822	9.823	-0.001	162371730	55.0637	55.1
12 Fluoranthene	10.327	10.329	-0.002	139951783	49.6082	49.6
13 Pyrene	10.467	10.468	-0.001	146018326	51.1362	51.1
14 Benzo(a)Anthracene	11.209	11.215	-0.006	140091684	50.4462	50.4

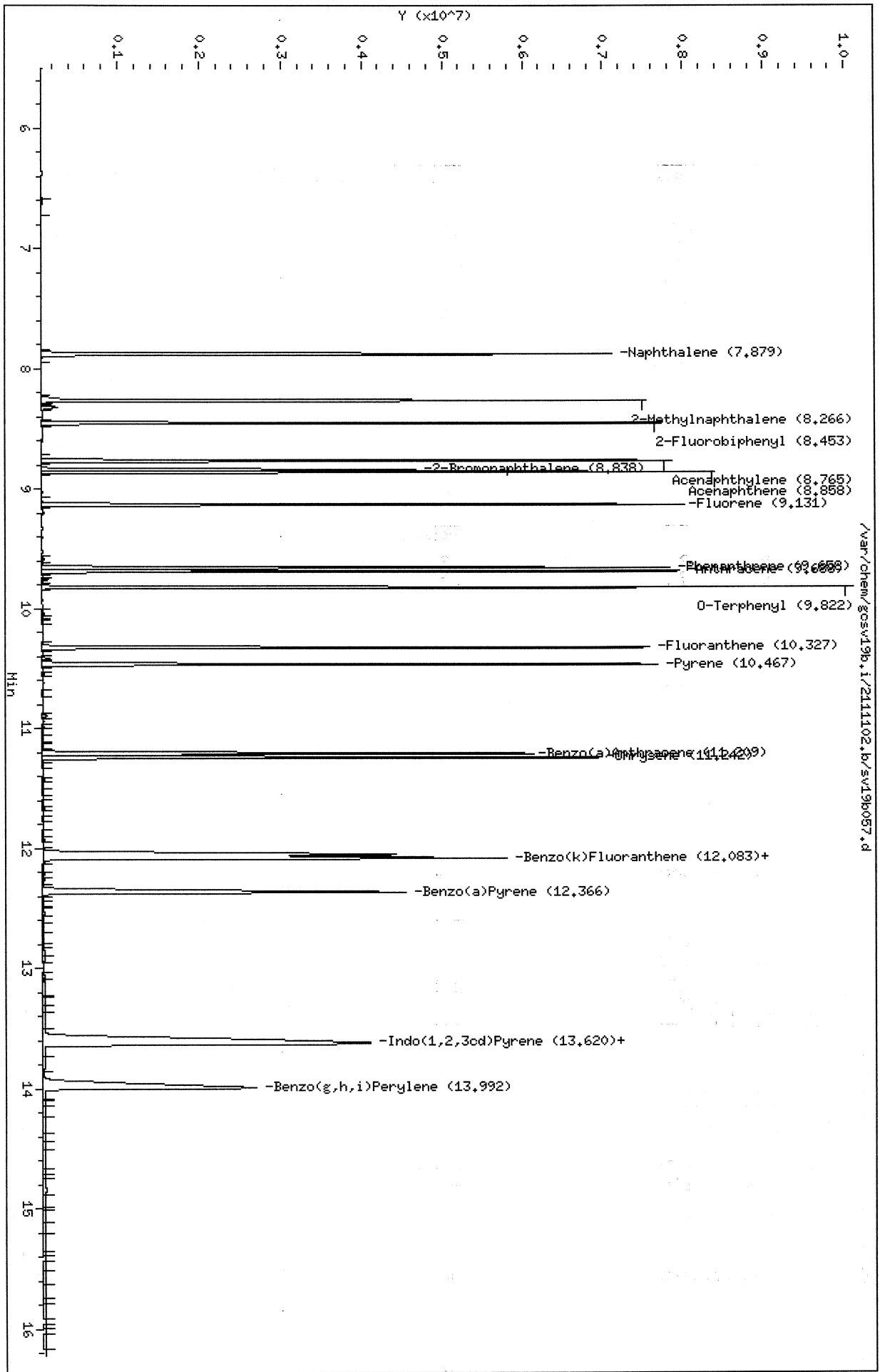
Compounds	RT	EXP RT	DLT RT	RESPONSE	CONCENTRATIONS	
					ON-COLUMN (UG/ML)	FINAL (ug/L)
15 Chrysene	11.242	11.246	-0.004	137066815	49.8756	49.9
16 Benzo(b)Fluoranthene	12.083	12.088	-0.005	284470342	101.114	101 (M2)
17 Benzo(k)Fluoranthene	12.083	12.088	-0.005	284470342	101.114	101 (M2)
18 Benzo(a)Pyrene	12.366	12.373	-0.007	141233811	50.9376	50.9
19 Indo(1,2,3cd)Pyrene	13.620	13.632	-0.012	279620012	104.373	104
20 Dibenzo(a,h)Anthracene	13.620	13.632	-0.012	279620012	104.373	104 (M1)
21 Benzo(g,h,i)Perylene	13.992	14.001	-0.009	145927664	52.5299	52.5
M 22 Arom C11-C22				2373794815	862.915	863
M 113 Total Surrogate Area				374149553		(a)

QC Flag Legend

- a - Target compound detected but, quantitated amount Below Limit Of Quantitation(BLOQ).
- M1- Compound response manually integrated because Target system did not integrate.
- M2- Compound response manually integrated because Target system integrated incorrectly.

Data File: /var/chem/gosv19b.i/2111102.b/sv19b057.d
 Date : 02-NOV-2011 17:55
 Client ID: 1 84-7-10
 Sample Info: 1600x1 84-7-10
 Volume Injected (uL): 1.0
 Column phase: DB-SMS-30M

Instrument: gosv19b.i
 Operator: smh
 Column diameter: 0.25



GCAL, Inc.

CONTINUING CALIBRATION COMPOUNDS

Instrument ID: gcsv19b.i Injection Date: 04-NOV-2011 08:48
 Lab File ID: sv19b052.d Init. Cal. Date(s): 02-NOV-2011 03-NOV-2011
 Analysis Type: WATER Init. Cal. Times: 15:55 14:30
 Lab Sample ID: 1400 Quant Type: ESTD
 Method: /var/chem/gcsv19b.i/2111104.b/AROEPHmass.m

COMPOUND	RRF / AMOUNT	RF50	MIN RRF	%D / %DRIFT	MAX %D / %DRIFT	CURVE TYPE
1 Naphthalene	2842159	2619807	0.010	7.82335	25.00000	Averaged
2 2-Methylnaphthalene	2378988	2198019	0.010	7.60700	25.00000	Averaged
3 2-Fluorobiphenyl	2457488	2297333	0.010	6.51700	25.00000	Averaged
4 Acenaphthylene	2763267	2588653	0.010	6.31910	25.00000	Averaged
5 2-Bromonaphthalene	1568778	1526774	0.010	2.67752	25.00000	Averaged
6 Acenaphthene	2910153	2626227	0.010	9.75639	25.00000	Averaged
7 Fluorene	2771184	2586780	0.010	6.65436	25.00000	Averaged
8 Phenanthrene	2760684	2650730	0.010	3.98287	25.00000	Averaged
9 Anthracene	2653997	2524466	0.010	4.88060	25.00000	Averaged
10 O-Terphenyl	2948796	2856200	0.010	3.14011	25.00000	Averaged
11 Chloro-octadecane	2739500	++++	0.010	+++	25.00000	Averaged<-
12 Fluoranthene	2821141	2753536	0.010	2.39635	25.00000	Averaged
13 Pyrene	2855480	2796536	0.010	2.06425	25.00000	Averaged
14 Benzo(a)Anthracene	2777049	2743858	0.010	1.19518	25.00000	Averaged
15 Chrysene	2748172	2706024	0.010	1.53368	25.00000	Averaged
16 Benzo(b)Fluoranthene	2813367	2815382	0.010	-0.07164	25.00000	Averaged
17 Benzo(k)Fluoranthene	2813367	2815382	0.010	-0.07164	25.00000	Averaged
18 Benzo(a)Pyrene	2772685	2826412	0.010	-1.93772	25.00000	Averaged
19 Indo(1,2,3cd)Pyrene	2679052	2753570	0.010	-2.78150	25.00000	Averaged
20 Dibenzo(a,h)Anthracene	2679052	2753570	0.010	-2.78150	25.00000	Averaged
21 Benzo(g,h,i)Perylene	2777993	2849763	0.010	-2.58352	25.00000	Averaged
22 Arom C11-C22	2753988	2682866	0.010	2.58251	25.00000	Averaged
23 Unadjusted Arom C11-C22	+++	+++	0.010	+++	25.00000	Averaged<-
113 Total Surrogate Area	+++	+++	0.010	+++	25.00000	Averaged<-

Average %D / Drift Results.
 =====
 Calculated Average %D/Drift = 8.15263
 Maximun Average %D/Drift = 25.00000
 * Passed Average %D/Drift Test.

GCAL, Inc.

Data file : /var/chem/gcsv19b.i/2111104.b/sv19b052.d
 Lab Smp Id: 1400 Client Smp ID: 1 84-12-8
 Inj Date : 04-NOV-2011 08:48
 Operator : smh Inst ID: gcsv19b.i
 Smp Info : 1400*1 84-12-8
 Misc Info :
 Comment :
 Method : /var/chem/gcsv19b.i/2111104.b/AROEPhmass.m
 Meth Date : 08-Nov-2011 13:36 smh Quant Type: ESTD
 Cal Date : 03-NOV-2011 13:18 Cal File: sv19b053s.d
 Als bottle: 52 Continuing Calibration Sample
 Dil Factor: 1.00000
 Integrator: HP Genie Compound Sublist: all.sub
 Target Version: 3.50
 Processing Host: org.gcal.com

Concentration Formula: Amt * DF * Uf * Vt / (Vo * Vi) * CpndVariable

Name	Value	Description
DF	1.00000	Dilution Factor
Vo	1000.00000	Volume of sample extracted (mL)
Vt	2000.00000	Volume of final extract (uL)
Vi	1.00000	Volume injected (uL)
Uf	1.00000	Correction factor

Cpnd Variable

Local Compound Variable

Compounds	AMOUNTS						
	RT	EXP RT	DLT RT	RESPONSE	CAL-AMT (UG/ML)	ON-COL (UG/ML)	
1 Naphthalene	7.878	7.881	-0.003	130990346	50.0000	46.1	
2 2-Methylnaphthalene	8.264	8.266	-0.002	109900939	50.0000	46.2	
\$ 3 2-Fluorobiphenyl	8.453	8.454	-0.001	114866664	50.0000	46.7	
4 Acenaphthylene	8.764	8.767	-0.003	129432655	50.0000	46.8	
\$ 5 2-Bromonaphthalene	8.838	8.839	-0.001	76338699	50.0000	48.7	
6 Acenaphthene	8.857	8.858	-0.001	131311343	50.0000	45.1	
7 Fluorene	9.131	9.133	-0.002	129338984	50.0000	46.7	
8 Phenanthrene	9.660	9.659	0.001	132536495	50.0000	48.0	
9 Anthracene	9.691	9.689	0.002	126223310	50.0000	47.6	
\$ 10 O-Terphenyl	9.825	9.824	0.001	142810019	50.0000	48.4	
12 Fluoranthene	10.335	10.330	0.005	137676811	50.0000	48.8	
13 Pyrene	10.476	10.471	0.005	139826800	50.0000	49.0	
14 Benzo(a)Anthracene	11.224	11.218	0.006	137192902	50.0000	49.4	

Compounds	RT	EXP RT	DLT RT	RESPONSE	AMOUNTS	
					CAL-AMT (UG/ML)	ON-COL (UG/ML)
15 Chrysene	11.256	11.250	0.006	135301194	50.0000	49.2
16 Benzo(b)Fluoranthene	12.101	12.092	0.009	281538232	100.000	100 (M2)
17 Benzo(k)Fluoranthene	12.101	12.092	0.009	281538232	100.000	100 (M2)
18 Benzo(a)Pyrene	12.386	12.377	0.009	141320615	50.0000	51.0
19 Indo(1,2,3cd)Pyrene	13.641	13.638	0.003	275356972	100.000	103
20 Dibenzo(a,h)Anthracene	13.641	13.638	0.003	275356972	100.000	103 (M1)
21 Benzo(g,h,i)Perylene	14.014	14.006	0.008	142488157	50.0000	51.3
M 22 Arom C11-C22				2280435755	850.000	828
M 113 Total Surrogate Area				334015382	0.00000	(a)

QC Flag Legend

- a - Target compound detected but, quantitated amount Below Limit Of Quantitation(BLOQ).
- M1- Compound response manually integrated because Target system did not integrate.
- M2- Compound response manually integrated because Target system integrated incorrectly.

Date : 04-NOV-2011 08:48

Client ID: 1 84-12-8

Sample Info: 1400*1 84-12-8

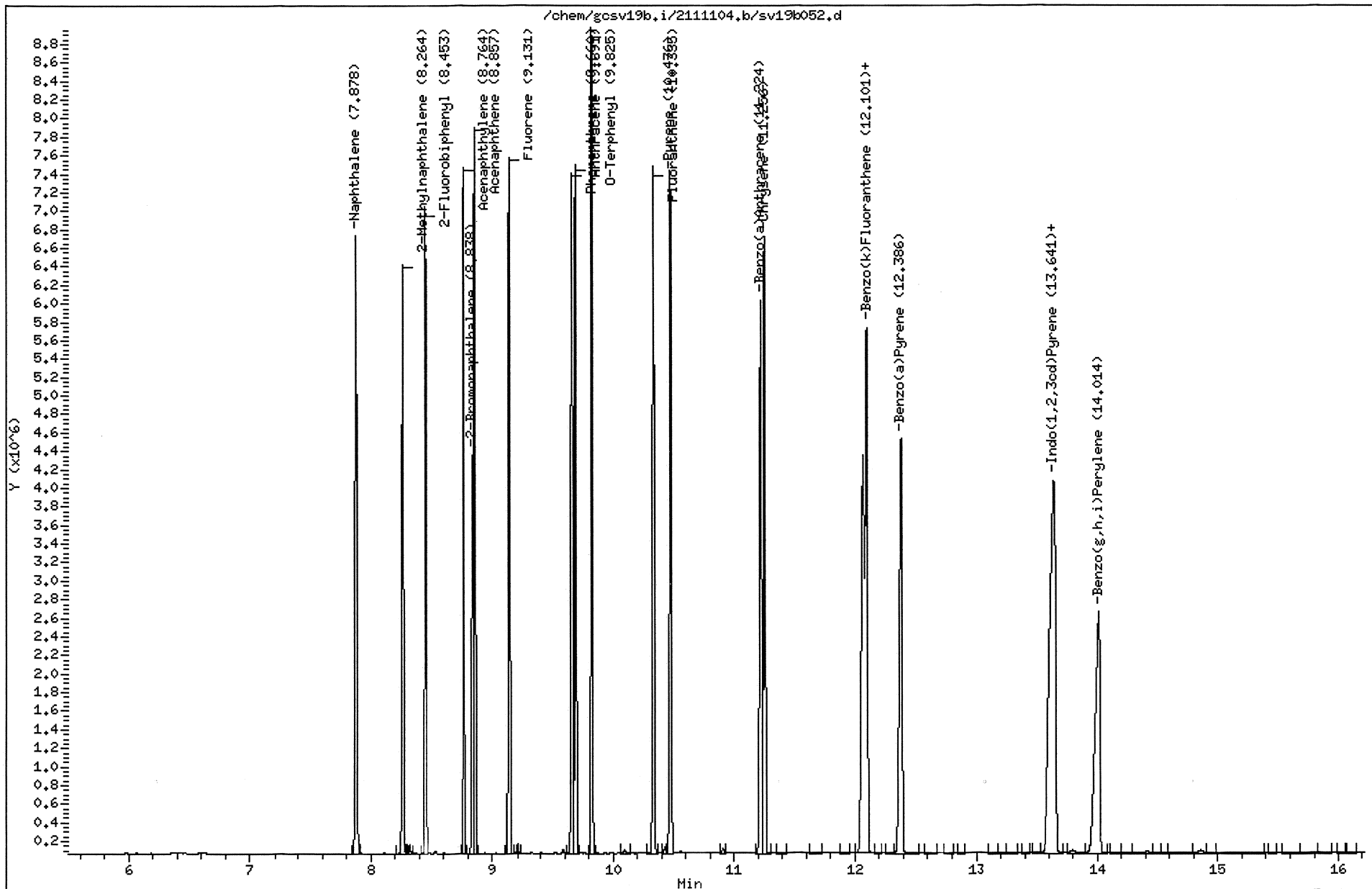
Volume Injected (uL): 1.0

Column phase: DB-5MS-30M

Instrument: gosv19b.i

Operator: smh

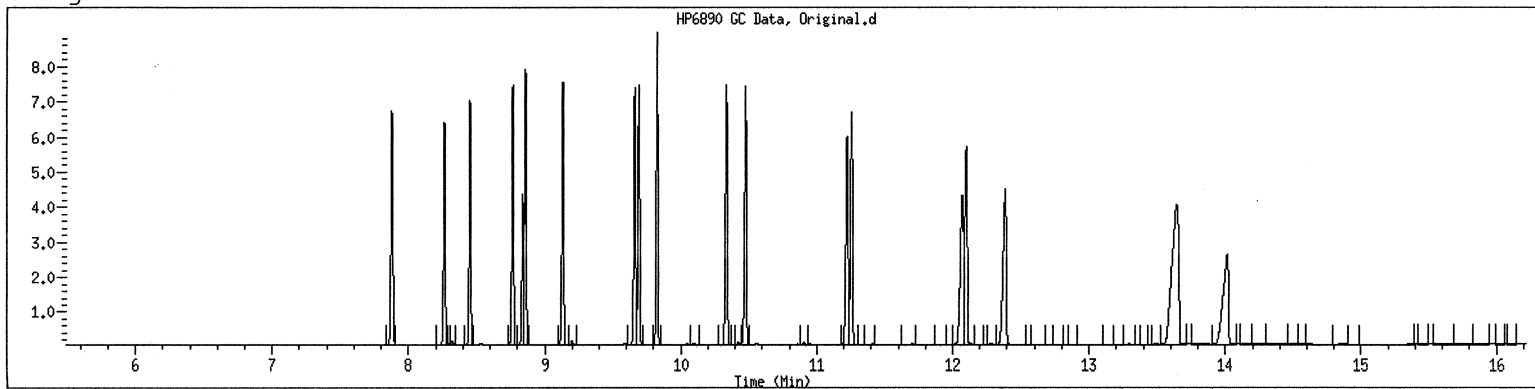
Column diameter: 0.25



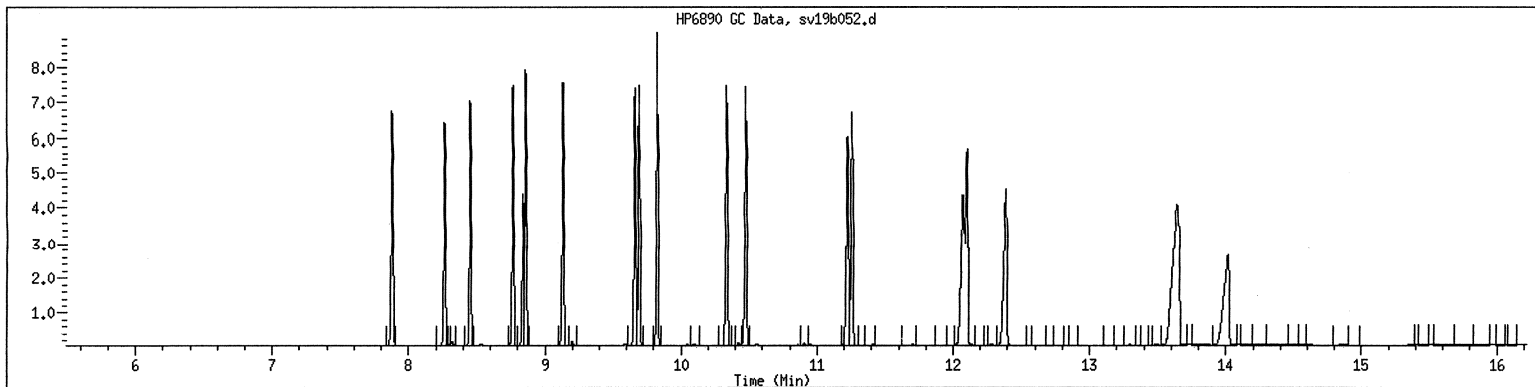
MANUAL INTEGRATION GRAPHIC REPORT

Lab ID : 1400 SampleType : CCALIB_3
Injection Date: 11/04/2011 08:48 Instrument : gcsv19b.i
Operator : smh
Sample Info : 1400*1 84-12-8
Misc Info :
Method : /var/chem/gcsv19b.i/2111104.b/AROEPHmass.m
Dilution : 1.00
Matrix : WATER
Integrator : HP Genie Compound Sublist: all

Original



Final



GCAL, Inc.

CONTINUING CALIBRATION COMPOUNDS

Instrument ID: gcsv19b.i Injection Date: 04-NOV-2011 15:20
 Lab File ID: sv19b064.d Init. Cal. Date(s): 02-NOV-2011 03-NOV-2011
 Analysis Type: WATER Init. Cal. Times: 15:55 14:30
 Lab Sample ID: 1400 Quant Type: ESTD
 Method: /var/chem/gcsv19b.i/2111104.b/AROEPHmass.m

COMPOUND	RRF / AMOUNT	RF50	MIN RRF	%D / %DRIFT	MAX %D / %DRIFT	CURVE TYPE
1 Naphthalene	2842159	2687333	0.010	5.44748	25.00000	Averaged
2 2-Methylnaphthalene	2378988	2259700	0.010	5.01425	25.00000	Averaged
\$ 3 2-Fluorobiphenyl	2457488	2349400	0.010	4.39829	25.00000	Averaged
4 Acenaphthylene	2763267	2646120	0.010	4.23944	25.00000	Averaged
\$ 5 2-Bromonaphthalene	1568778	1499146	0.010	4.43861	25.00000	Averaged
6 Acenaphthene	2910153	2782857	0.010	4.37421	25.00000	Averaged
7 Fluorene	2771184	2681206	0.010	3.24691	25.00000	Averaged
8 Phenanthrene	2760684	2711677	0.010	1.77521	25.00000	Averaged
9 Anthracene	2653997	2564916	0.010	3.35649	25.00000	Averaged
\$ 10 O-Terphenyl	2948796	2889155	0.010	2.02255	25.00000	Averaged
\$ 11 Chloro-octadecane	2739500	+++++	0.010	+++++	25.00000	Averaged <-
12 Fluoranthene	2821141	2809781	0.010	0.40265	25.00000	Averaged
13 Pyrene	2855480	2851317	0.010	0.14578	25.00000	Averaged
14 Benzo(a)Anthracene	2777049	2766429	0.010	0.38242	25.00000	Averaged
15 Chrysene	2748172	2741093	0.010	0.25759	25.00000	Averaged
16 Benzo(b)Fluoranthene	2813367	2836361	0.010	-0.81732	25.00000	Averaged
17 Benzo(k)Fluoranthene	2813367	2836361	0.010	-0.81732	25.00000	Averaged
18 Benzo(a)Pyrene	2772685	2835814	0.010	-2.27681	25.00000	Averaged
19 Indo(1,2,3cd)Pyrene	2679052	2768701	0.010	-3.34630	25.00000	Averaged
20 Dibenzo(a,h)Anthracene	2679052	2768701	0.010	-3.34630	25.00000	Averaged
21 Benzo(g,h,i)Perylene	2777993	2891876	0.010	-4.09945	25.00000	Averaged
M 22 Arom C11-C22	2753988	2731779	0.010	0.80642	25.00000	Averaged
23 Unadjusted Arom C11-C22	+++++	+++++	0.010	+++++	25.00000	Averaged <-
M 113 Total Surrogate Area	+++++	+++++	0.010	+++++	25.00000	Averaged <-

Average %D / Drift Results.
 =====
 Calculated Average %D/Drift = 7.04599
 Maximun Average %D/Drift = 25.00000
 * Passed Average %D/Drift Test.

GCAL, Inc.

Data file : /var/chem/gcsv19b.i/2111104.b/sv19b064.d
 Lab Smp Id: 1400 Client Smp ID: 1 84-12-8
 Inj Date : 04-NOV-2011 15:20
 Operator : smh Inst ID: gcsv19b.i
 Smp Info : 1400*1 84-12-8
 Misc Info :
 Comment :
 Method : /var/chem/gcsv19b.i/2111104.b/AROEPMass.m
 Meth Date : 08-Nov-2011 13:57 smh Quant Type: ESTD
 Cal Date : 03-NOV-2011 13:18 Cal File: sv19b053s.d
 Als bottle: 64 Continuing Calibration Sample
 Dil Factor: 1.00000
 Integrator: HP Genie Compound Sublist: all.sub
 Target Version: 3.50
 Processing Host: org.gcal.com

Concentration Formula: Amt * DF * Uf * Vt / (Vo * Vi) * CpndVariable

Name	Value	Description
DF	1.00000	Dilution Factor
Vo	1000.00000	Volume of sample extracted (mL)
Vt	2000.00000	Volume of final extract (uL)
Vi	1.00000	Volume injected (uL)
Uf	1.00000	Correction factor

Cpnd Variable

Local Compound Variable

Compounds	AMOUNTS						
	RT	EXP RT	DLT RT	RESPONSE	CAL-AMT (UG/ML)	ON-COL (UG/ML)	
1 Naphthalene	7.879	7.881	-0.002	134366638	50.0000	47.3	
2 2-Methylnaphthalene	8.266	8.266	0.000	112984994	50.0000	47.5	
\$ 3 2-Fluorobiphenyl	8.454	8.455	-0.001	117470022	50.0000	47.8	
4 Acenaphthylene	8.765	8.767	-0.002	132305981	50.0000	47.9	
\$ 5 2-Bromonaphthalene	8.839	8.839	0.000	74957316	50.0000	47.8	
6 Acenaphthene	8.858	8.859	-0.001	139142828	50.0000	47.8	
7 Fluorene	9.132	9.133	-0.001	134060320	50.0000	48.4	
8 Phenanthrene	9.660	9.659	0.001	135583832	50.0000	49.1	
9 Anthracene	9.690	9.689	0.001	128245811	50.0000	48.3	
\$ 10 O-Terphenyl	9.824	9.824	0.000	144457740	50.0000	49.0	
12 Fluoranthene	10.332	10.330	0.002	140489058	50.0000	49.8	
13 Pyrene	10.472	10.470	0.002	142565866	50.0000	49.9	
14 Benzo(a)Anthracene	11.218	11.217	0.001	138321435	50.0000	49.8	

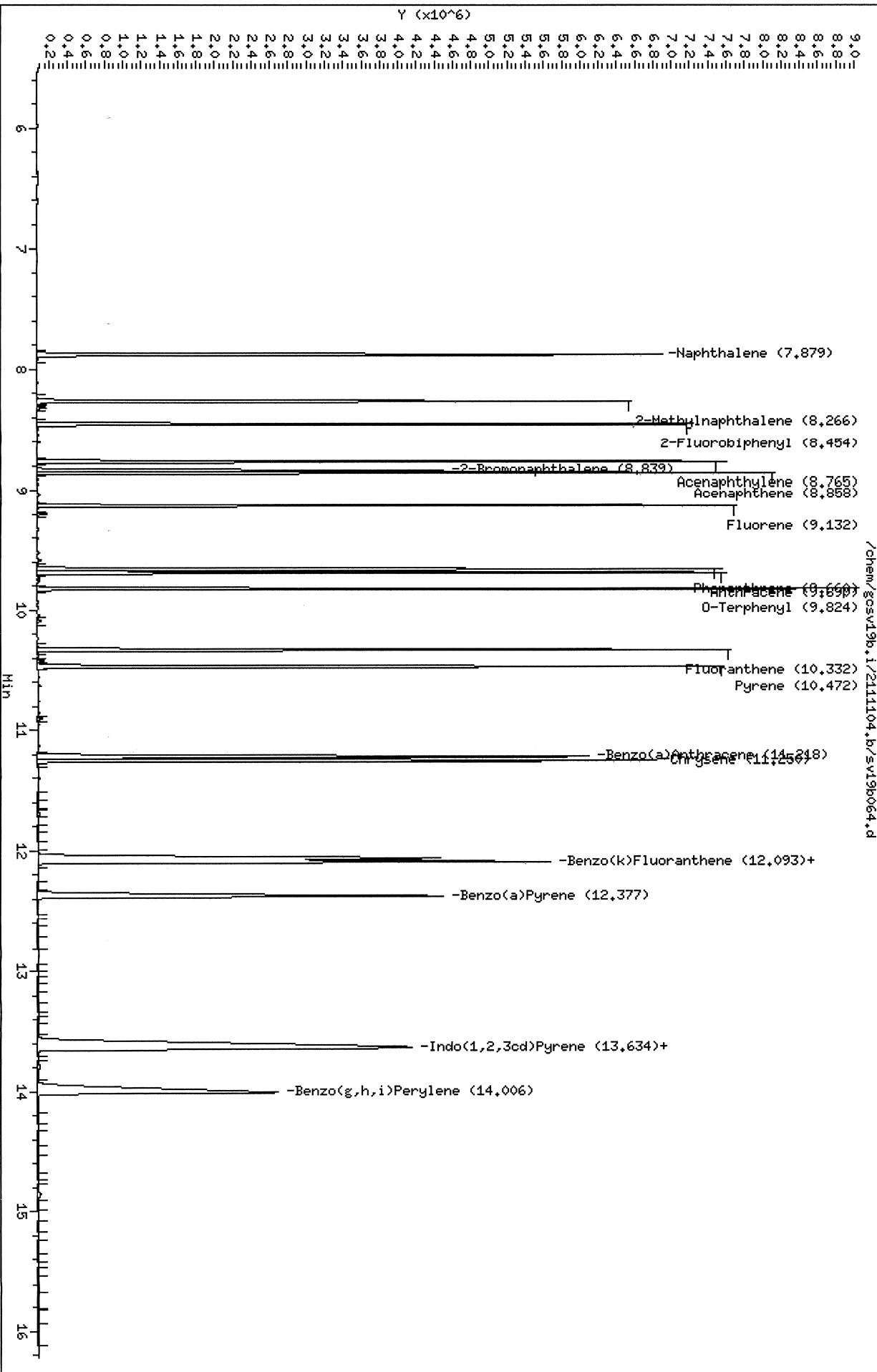
Compounds	RT	EXP RT	DLT RT	RESPONSE	AMOUNTS	
					CAL-AMT (UG/ML)	ON-COL (UG/ML)
15 Chrysene	11.250	11.248	0.002	137054658	50.0000	49.9
16 Benzo(b)Fluoranthene	12.093	12.091	0.002	283636086	100.000	101 (M2)
17 Benzo(k)Fluoranthene	12.093	12.091	0.002	283636086	100.000	101 (M2)
18 Benzo(a)Pyrene	12.377	12.376	0.001	141790710	50.0000	51.1
19 Indo(1,2,3cd)Pyrene	13.634	13.636	-0.002	276870121	100.000	103
20 Dibenzo(a,h)Anthracene	13.634	13.636	-0.002	276870121	100.000	103 (M1)
21 Benzo(g,h,i)Perylene	14.006	14.005	0.001	144593787	50.0000	52.0
M 22 Arom C11-C22				2322012125	850.000	843
M 113 Total Surrogate Area				336885078	0.00000	(a)

QC Flag Legend

- a - Target compound detected but, quantitated amount Below Limit Of Quantitation(BLOQ).
- M1- Compound response manually integrated because Target system did not integrate.
- M2- Compound response manually integrated because Target system integrated incorrectly.

Data File: /chem/gosv19b.i/2111104.b/sv19b064.d
 Date : 04-NOV-2011 15:20
 Client ID: 1 84-12-8
 Sample Info: 1400x1 84-12-8
 Volume Injected (uL): 1.0
 Column phase: DB-SMS-30H

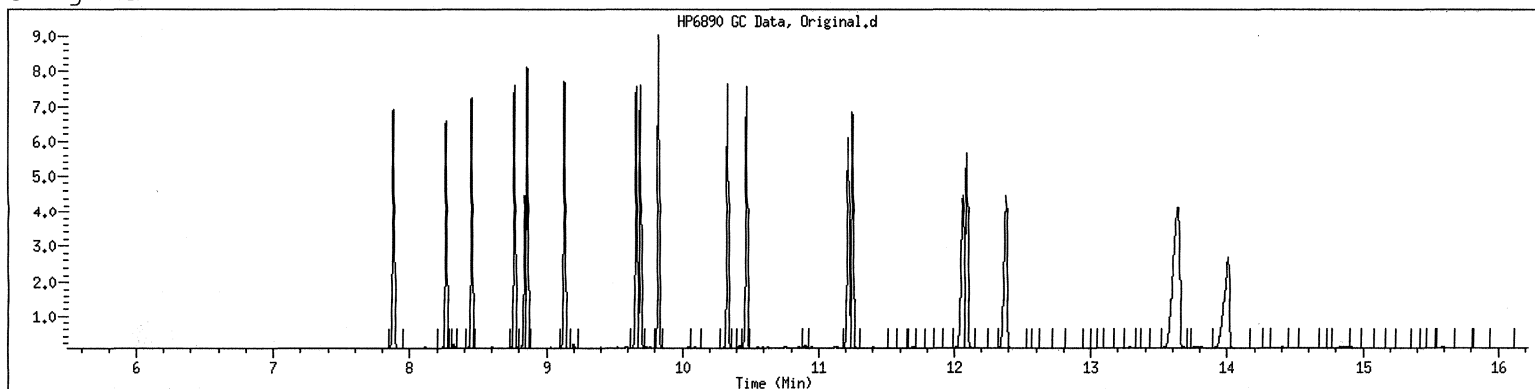
Instrument: gosv19b.i
 Operator: smh
 Column diameter: 0.25



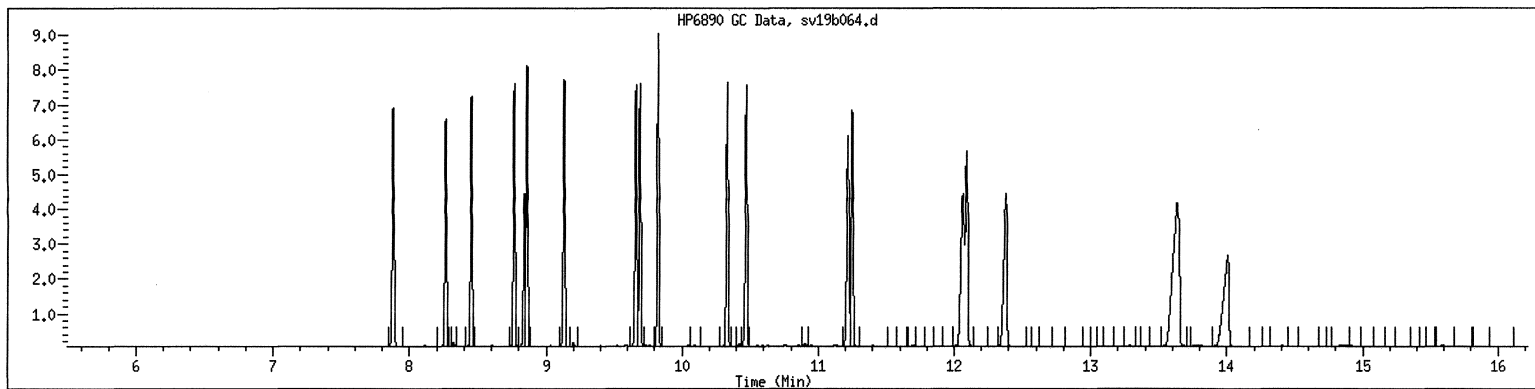
MANUAL INTEGRATION GRAPHIC REPORT

Lab ID : 1400 SampleType : CCALIB_3
Injection Date: 11/04/2011 15:20 Instrument : gcsv19b.i
Operator : smh
Sample Info : 1400*1 84-12-8
Misc Info :
Method : /var/chem/gcsv19b.i/2111104.b/AROEPHmass.m
Dilution : 1.00
Matrix : WATER
Integrator : HP Genie Compound Sublist: all

Original



Final



GCAL, Inc.

CONTINUING CALIBRATION COMPOUNDS

Instrument ID: gcsv19b.i Injection Date: 04-NOV-2011 21:02
 Lab File ID: sv19b078.d Init. Cal. Date(s): 02-NOV-2011 03-NOV-2011
 Analysis Type: WATER Init. Cal. Times: 15:55 14:30
 Lab Sample ID: 1400 Quant Type: ESTD
 Method: /var/chem/gcsv19b.i/2111104.b/AROEPHmass.m

COMPOUND	RRF / AMOUNT	RF50	MIN		MAX		CURVE TYPE
			RRF	%D / %DRIFT	%D / %DRIFT		
1 Naphthalene	2842159	2738058	0.010	3.66273	25.00000	Averaged	
2 2-Methylnaphthalene	2378988	2294921	0.010	3.53373	25.00000	Averaged	
\$ 3 2-Fluorobiphenyl	2457488	2378493	0.010	3.21447	25.00000	Averaged	
4 Acenaphthylene	2763267	2684675	0.010	2.84417	25.00000	Averaged	
\$ 5 2-Bromonaphthalene	1568778	1616043	0.010	-3.01283	25.00000	Averaged	
6 Acenaphthene	2910153	2709141	0.010	6.90725	25.00000	Averaged	
7 Fluorene	2771184	2705485	0.010	2.37081	25.00000	Averaged	
8 Phenanthrene	2760684	2732439	0.010	1.02312	25.00000	Averaged	
9 Anthracene	2653997	2601571	0.010	1.97535	25.00000	Averaged	
\$ 10 O-Terphenyl	2948796	2905163	0.010	1.47967	25.00000	Averaged	
\$ 11 Chloro-octadecane	2739500	+++++	0.010	+++++	25.00000	Averaged <-	
12 Fluoranthene	2821141	2829367	0.010	-0.29161	25.00000	Averaged	
13 Pyrene	2855480	2878648	0.010	-0.81133	25.00000	Averaged	
14 Benzo(a)Anthracene	2777049	2821100	0.010	-1.58626	25.00000	Averaged	
15 Chrysene	2748172	2767613	0.010	-0.70740	25.00000	Averaged	
16 Benzo(b)Fluoranthene	2813367	2894257	0.010	-2.87521	25.00000	Averaged	
17 Benzo(k)Fluoranthene	2813367	2894257	0.010	-2.87521	25.00000	Averaged	
18 Benzo(a)Pyrene	2772685	2879567	0.010	-3.85480	25.00000	Averaged	
19 Indo(1,2,3cd)Pyrene	2679052	2824695	0.010	-5.43636	25.00000	Averaged	
20 Dibenzo(a,h)Anthracene	2679052	2824695	0.010	-5.43636	25.00000	Averaged	
21 Benzo(g,h,i)Perylene	2777993	2907536	0.010	-4.66317	25.00000	Averaged	
M 22 Arom C11-C22	2753988	2764001	0.010	-0.36361	25.00000	Averaged	
23 Unadjusted Arom C11-C22	+++++	+++++	0.010	+++++	25.00000	Averaged <-	
M 113 Total Surrogate Area	+++++	+++++	0.010	+++++	25.00000	Averaged <-	

Average %D / Drift Results.
Calculated Average %D/Drift = 7.22388
Maximun Average %D/Drift = 25.00000
* Passed Average %D/Drift Test.

GCAL, Inc.

Data file : /var/chem/gcsv19b.i/2111104.b/sv19b078.d
 Lab Smp Id: 1400 Client Smp ID: 1 84-12-8
 Inj Date : 04-NOV-2011 21:02
 Operator : smh Inst ID: gcsv19b.i
 Smp Info : 1400*1 84-12-8
 Misc Info :
 Comment :
 Method : /var/chem/gcsv19b.i/2111104.b/AROEPHmass.m
 Meth Date : 08-Nov-2011 14:08 smh Quant Type: ESTD
 Cal Date : 03-NOV-2011 13:18 Cal File: sv19b053s.d
 Als bottle: 78 Continuing Calibration Sample
 Dil Factor: 1.00000
 Integrator: HP Genie Compound Sublist: all.sub
 Target Version: 3.50
 Processing Host: org.gcal.com

Concentration Formula: Amt * DF * Uf * Vt/(Vo * Vi) * CpndVariable

Name	Value	Description
DF	1.00000	Dilution Factor
Vo	1000.00000	Volume of sample extracted (mL)
Vt	2000.00000	Volume of final extract (uL)
Vi	1.00000	Volume injected (uL)
Uf	1.00000	Correction factor

Cpnd Variable

Local Compound Variable

Compounds	RT	EXP RT	DLT RT	RESPONSE	AMOUNTS	
					CAL-AMT (UG/ML)	ON-COL (UG/ML)
1 Naphthalene	7.879	7.881	-0.002	136902912	50.0000	48.2
2 2-Methylnaphthalene	8.266	8.266	0.000	114746068	50.0000	48.2
\$ 3 2-Fluorobiphenyl	8.453	8.455	-0.002	118924633	50.0000	48.4
4 Acenaphthylene	8.766	8.767	-0.001	134233727	50.0000	48.6
\$ 5 2-Bromonaphthalene	8.839	8.839	0.000	80802145	50.0000	51.5
6 Acenaphthene	8.858	8.858	0.000	135457066	50.0000	46.5
7 Fluorene	9.132	9.133	-0.001	135274249	50.0000	48.8
8 Phenanthrene	9.660	9.659	0.001	136621969	50.0000	49.5
9 Anthracene	9.690	9.689	0.001	130078572	50.0000	49.0
\$ 10 O-Terphenyl	9.824	9.824	0.000	145258158	50.0000	49.3
12 Fluoranthene	10.332	10.330	0.002	141468360	50.0000	50.1
13 Pyrene	10.472	10.470	0.002	143932378	50.0000	50.4
14 Benzo(a)Anthracene	11.217	11.216	0.001	141054993	50.0000	50.8

Compounds	RT	EXP RT	DLT RT	RESPONSE	AMOUNTS	
					CAL-AMT (UG/ML)	ON-COL (UG/ML)
15 Chrysene	11.249	11.248	0.001	138380641	50.0000	50.4
16 Benzo(b)Fluoranthene	12.092	12.091	0.001	289425705	100.000	103 (M2)
17 Benzo(k)Fluoranthene	12.092	12.091	0.001	289425705	100.000	103 (M2)
18 Benzo(a)Pyrene	12.376	12.376	0.000	143978345	50.0000	51.9
19 Indo(1,2,3cd)Pyrene	13.631	13.636	-0.005	282469487	100.000	105 (M1)
20 Dibenzo(a,h)Anthracene	13.631	13.636	-0.005	282469487	100.000	105
21 Benzo(g,h,i)Perylene	14.004	14.004	0.000	145376792	50.0000	52.3
M 22 Arom C11-C22				2349401264	850.000	853
M 113 Total Surrogate Area				344984936	0.00000	(a)

QC Flag Legend

- a - Target compound detected but, quantitated amount
Below Limit Of Quantitation(BLOQ).
- M1- Compound response manually integrated because
Target system did not integrate.
- M2- Compound response manually integrated because
Target system integrated incorrectly.

Date : 04-NOV-2011 21:02

Client ID: 1 84-12-8

Sample Info: 1400x1 84-12-8

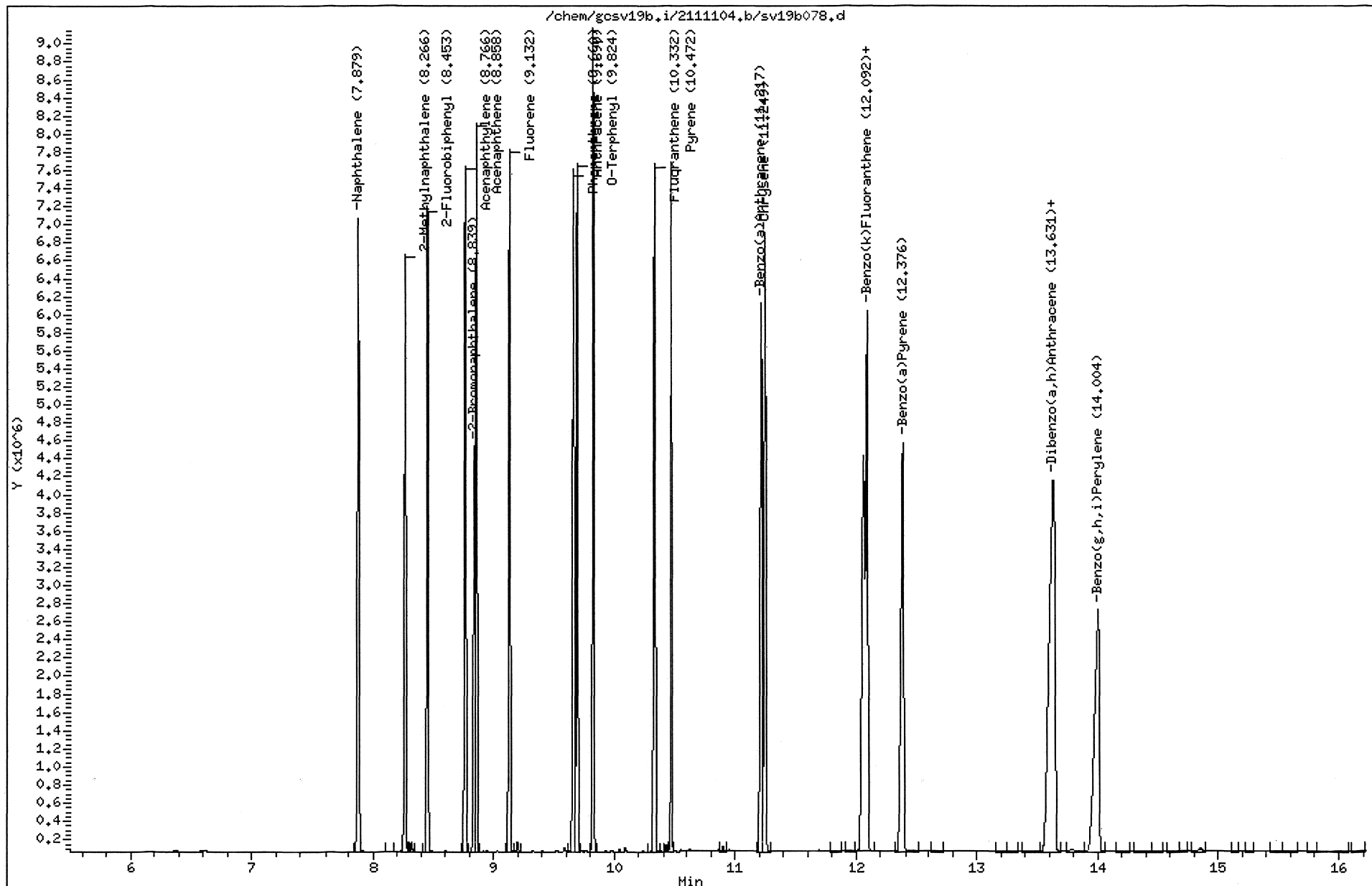
Volume Injected (uL): 1.0

Column phase: DB-5MS-30M

Instrument: gcsv19b.i

Operator: smh

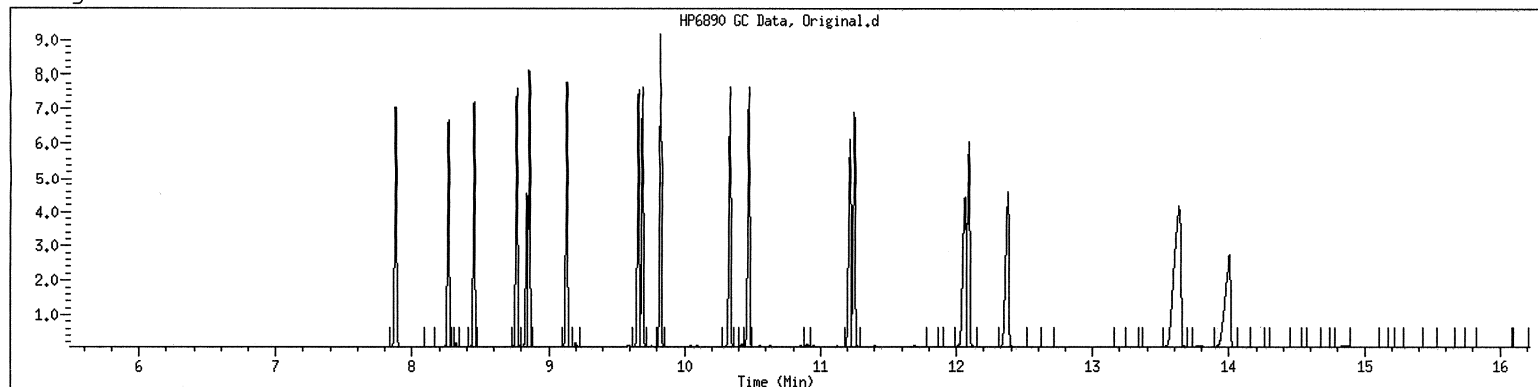
Column diameter: 0.25



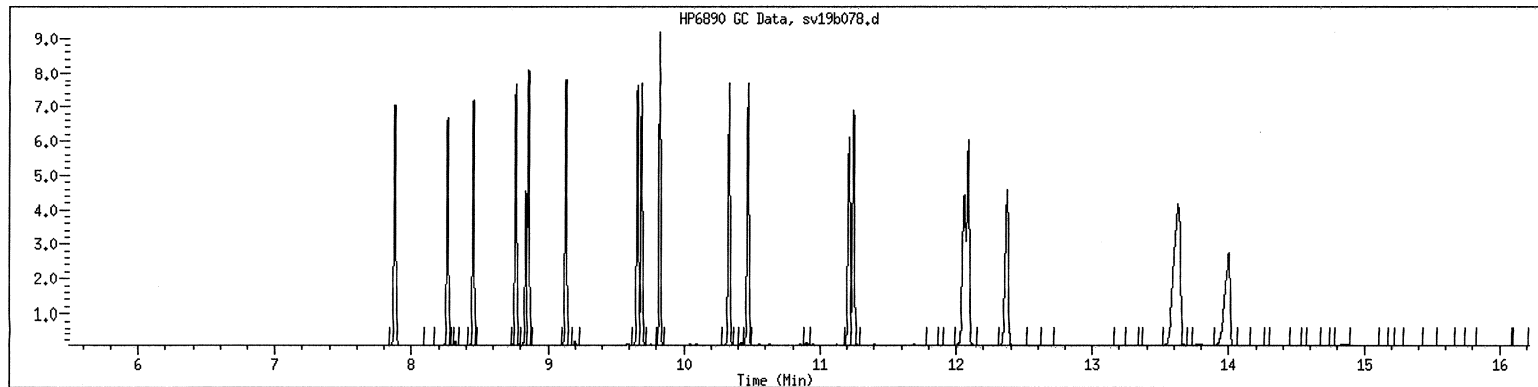
MANUAL INTEGRATION GRAPHIC REPORT

Lab ID : 1400 SampleType : CCALIB_3
Injection Date: 11/04/2011 21:02 Instrument : gcsv19b.i
Operator : smh
Sample Info : 1400*1 84-12-8
Misc Info :
Method : /var/chem/gcsv19b.i/2111104.b/AROEPHmass.m
Dilution : 1.00
Matrix : WATER
Integrator : HP Genie Compound Sublist: all

Original



Final



GCAL, Inc.

CONTINUING CALIBRATION COMPOUNDS

Instrument ID: gcsv19b.i Injection Date: 05-NOV-2011 02:38
 Lab File ID: sv19b092.d Init. Cal. Date(s): 02-NOV-2011 03-NOV-2011
 Analysis Type: WATER Init. Cal. Times: 15:55 14:30
 Lab Sample ID: 1400 Quant Type: ESTD
 Method: /var/chem/gcsv19b.i/2111104.b/AROEPHmass.m

COMPOUND	RRF / AMOUNT	RF50	MIN			MAX			CURVE TYPE
			RRF	%D	%DRIFT	%D	%DRIFT		
1 Naphthalene	2842159	2751150	0.010	3.20211	25.00000	Averaged			
2 2-Methylnaphthalene	2378988	2306335	0.010	3.05397	25.00000	Averaged			
\$ 3 2-Fluorobiphenyl	2457488	2388933	0.010	2.78964	25.00000	Averaged			
4 Acenaphthylene	2763267	2673972	0.010	3.23148	25.00000	Averaged			
\$ 5 2-Bromonaphthalene	1568778	1588186	0.010	-1.23711	25.00000	Averaged			
6 Acenaphthene	2910153	2762779	0.010	5.06412	25.00000	Averaged			
7 Fluorene	2771184	2728654	0.010	1.53474	25.00000	Averaged			
8 Phenanthrene	2760684	2743958	0.010	0.60590	25.00000	Averaged			
9 Anthracene	2653997	2598960	0.010	2.07377	25.00000	Averaged			
\$ 10 O-Terphenyl	2948796	2925170	0.010	0.80121	25.00000	Averaged			
\$ 11 Chloro-octadecane	2739500	++++	0.010	+++	25.00000	Averaged<-			
12 Fluoranthene	2821141	2853163	0.010	-1.13510	25.00000	Averaged			
13 Pyrene	2855480	2891284	0.010	-1.25387	25.00000	Averaged			
14 Benzo(a)Anthracene	2777049	2815165	0.010	-1.37256	25.00000	Averaged			
15 Chrysene	2748172	2769005	0.010	-0.75805	25.00000	Averaged			
16 Benzo(b)Fluoranthene	2813367	2878379	0.010	-2.31082	25.00000	Averaged			
17 Benzo(k)Fluoranthene	2813367	2878379	0.010	-2.31082	25.00000	Averaged			
18 Benzo(a)Pyrene	2772685	2865833	0.010	-3.35949	25.00000	Averaged			
19 Indo(1,2,3cd)Pyrene	2679052	2812729	0.010	-4.98973	25.00000	Averaged			
20 Dibenzo(a,h)Anthracene	2679052	2812729	0.010	-4.98973	25.00000	Averaged			
21 Benzo(g,h,i)Perylene	2777993	2913883	0.010	-4.89166	25.00000	Averaged			
M 22 Arom C11-C22	2753988	2768021	0.010	-0.50956	25.00000	Averaged			
23 Unadjusted Arom C11-C22	+++	+++	0.010	+++	25.00000	Averaged<-			
M 113 Total Surrogate Area	+++	+++	0.010	+++	25.00000	Averaged<-			

Average %D / Drift Results.

 Calculated Average %D/Drift = 6.88525
 Maximun Average %D/Drift = 25.00000
 * Passed Average %D/Drift Test.

GCAL, Inc.

Data file : /var/chem/gcsv19b.i/2111104.b/sv19b092.d
 Lab Smp Id: 1400 Client Smp ID: 1 84-12-8
 Inj Date : 05-NOV-2011 02:38
 Operator : smh Inst ID: gcsv19b.i
 Smp Info : 1400*1 84-12-8
 Misc Info :
 Comment :
 Method : /var/chem/gcsv19b.i/2111104.b/AROEPhmass.m
 Meth Date : 08-Nov-2011 14:38 smh Quant Type: ESTD
 Cal Date : 03-NOV-2011 13:18 Cal File: sv19b053s.d
 Als bottle: 92 Continuing Calibration Sample
 Dil Factor: 1.00000
 Integrator: HP Genie Compound Sublist: all.sub
 Target Version: 3.50
 Processing Host: org.gcal.com

Concentration Formula: Amt * DF * Uf * Vt / (Vo * Vi) * CpndVariable

Name	Value	Description
DF	1.00000	Dilution Factor
Vo	1000.00000	Volume of sample extracted (mL)
Vt	2000.00000	Volume of final extract (uL)
Vi	1.00000	Volume injected (uL)
Uf	1.00000	Correction factor

Cpnd Variable

Local Compound Variable

Compounds	AMOUNTS					
	RT	EXP RT	DLT RT	RESPONSE	CAL-AMT (UG/ML)	ON-COL (UG/ML)
1 Naphthalene	7.879	7.881	-0.002	137557484	50.0000	48.4
2 2-Methylnaphthalene	8.265	8.266	-0.001	115316745	50.0000	48.5
\$ 3 2-Fluorobiphenyl	8.453	8.454	-0.001	119446637	50.0000	48.6
4 Acenaphthylene	8.765	8.767	-0.002	133698611	50.0000	48.4
\$ 5 2-Bromonaphthalene	8.838	8.839	-0.001	79409288	50.0000	50.6
6 Acenaphthene	8.857	8.858	-0.001	138138949	50.0000	47.5
7 Fluorene	9.130	9.133	-0.003	136432698	50.0000	49.2
8 Phenanthrene	9.656	9.658	-0.002	137197878	50.0000	49.7
9 Anthracene	9.686	9.688	-0.002	129947975	50.0000	49.0
\$ 10 O-Terphenyl	9.818	9.823	-0.005	146258484	50.0000	49.6
12 Fluoranthene	10.323	10.328	-0.005	142658166	50.0000	50.6
13 Pyrene	10.461	10.468	-0.007	144564212	50.0000	50.6
14 Benzo(a)Anthracene	11.202	11.213	-0.011	140758266	50.0000	50.7

Compounds	RT	EXP RT	DLT RT	RESPONSE	AMOUNTS	
					CAL-AMT (UG/ML)	ON-COL (UG/ML)
15 Chrysene	11.234	11.245	-0.011	138450237	50.0000	50.4
16 Benzo(b)Fluoranthene	12.073	12.087	-0.014	287837853	100.000	102 (M2)
17 Benzo(k)Fluoranthene	12.073	12.087	-0.014	287837853	100.000	102 (M2)
18 Benzo(a)Pyrene	12.356	12.372	-0.016	143291672	50.0000	51.7
19 Indo(1,2,3cd)Pyrene	13.609	13.631	-0.022	281272948	100.000	105 (M1)
20 Dibenzo(a,h)Anthracene	13.609	13.631	-0.022	281272948	100.000	105
21 Benzo(g,h,i)Perylene	13.982	14.000	-0.018	145694166	50.0000	52.4
M 22 Arom C11-C22				2352817860	850.000	854
M 113 Total Surrogate Area				345114409	0.00000	(a)

QC Flag Legend

- a - Target compound detected but, quantitated amount Below Limit Of Quantitation(BLOQ).
- M1- Compound response manually integrated because Target system did not integrate.
- M2- Compound response manually integrated because Target system integrated incorrectly.

Date : 05-NOV-2011 02:38

Client ID: 1 84-12-8

Sample Info: 1400x1 84-12-8

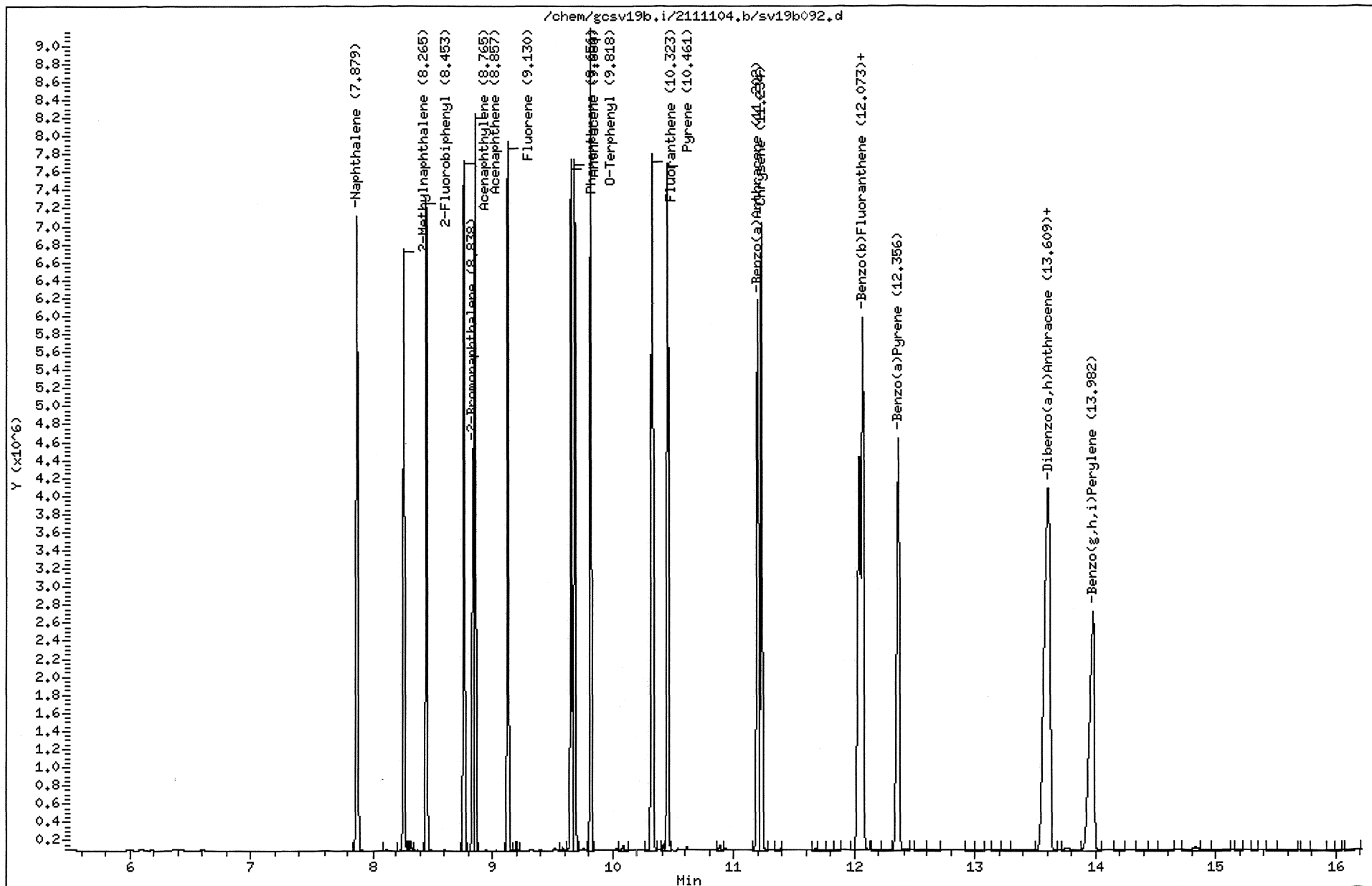
Volume Injected (uL): 1.0

Column phase: DB-5MS-30M

Instrument: gcsv19b.i

Operator: smh

Column diameter: 0.25



GCAL, Inc.

CONTINUING CALIBRATION COMPOUNDS

Instrument ID: gcsv19b.i Injection Date: 10-NOV-2011 14:13
 Lab File ID: sv19b052.d Init. Cal. Date(s): 02-NOV-2011 03-NOV-2011
 Analysis Type: WATER Init. Cal. Times: 15:55 14:30
 Lab Sample ID: 1400 Quant Type: ESTD
 Method: /var/chem/gcsv19b.i/2111110.b/AROEPMass.m

COMPOUND	RRF / AMOUNT	RF50	MIN		MAX		CURVE TYPE
			RRF	%D / %DRIFT	%D	%DRIFT	
1 Naphthalene	2842159	2643972	0.010	6.97310	25.00000	Averaged	
2 2-Methylnaphthalene	2378988	2214133	0.010	6.92963	25.00000	Averaged	
3 2-Fluorobiphenyl	2457488	2316259	0.010	5.74686	25.00000	Averaged	
4 Acenaphthylene	2763267	2583096	0.010	6.52022	25.00000	Averaged	
5 2-Bromonaphthalene	1568778	1433504	0.010	8.62289	25.00000	Averaged	
6 Acenaphthene	2910153	2768868	0.010	4.85490	25.00000	Averaged	
7 Fluorene	2771184	2631823	0.010	5.02896	25.00000	Averaged	
8 Phenanthrene	2760684	2518615	0.010	8.76847	25.00000	Averaged	
9 Anthracene	2653997	2517693	0.010	5.13583	25.00000	Averaged	
10 O-Terphenyl	2948796	2752788	0.010	6.64704	25.00000	Averaged	
12 Fluoranthene	2821141	2509422	0.010	11.04940	25.00000	Averaged	
13 Pyrene	2855480	2647674	0.010	7.27747	25.00000	Averaged	
14 Benzo(a)Anthracene	2777049	2260450	0.010	18.60244	25.00000	Averaged	
15 Chrysene	2748172	2735898	0.010	0.44664	25.00000	Averaged	
16 Benzo(b)Fluoranthene	2813367	2461671	0.010	12.50087	25.00000	Averaged	
17 Benzo(k)Fluoranthene	2813367	2461671	0.010	12.50087	25.00000	Averaged	
18 Benzo(a)Pyrene	2772685	2613952	0.010	5.72490	25.00000	Averaged	
19 Indo(1,2,3cd)Pyrene	2679052	2407432	0.010	10.13865	25.00000	Averaged	
20 Dibenzo(a,h)Anthracene	2679052	2407432	0.010	10.13865	25.00000	Averaged	
21 Benzo(g,h,i)Perylene	2777993	2693272	0.010	3.04975	25.00000	Averaged	
22 Arom C11-C22	2753988	2533945	0.010	7.98995	25.00000	Averaged	

Average %D / Drift Results.
 =====
 Calculated Average %D/Drift = 2.93784
 Maximun Average %D/Drift = 25.00000
 * Passed Average %D/Drift Test.

GCAL, Inc.

Data file : /var/chem/gcsv19b.i/2111110.b/sv19b052.d
 Lab Smp Id: 1400 Client Smp ID: 1 84-12-8
 Inj Date : 10-NOV-2011 14:13
 Operator : smh Inst ID: gcsv19b.i
 Smp Info : 1400*1 84-12-8
 Misc Info :
 Comment :
 Method : /var/chem/gcsv19b.i/2111110.b/AROEPhmass.m
 Meth Date : 11-Nov-2011 14:10 dlb Quant Type: ESTD
 Cal Date : 03-NOV-2011 13:18 Cal File: sv19b053s.d
 Als bottle: 52 Continuing Calibration Sample
 Dil Factor: 1.00000
 Integrator: HP Genie Compound Sublist: cal.sub
 Target Version: 3.50

Concentration Formula: Amt * DF * Uf * Vt/(Vo * Vi) * CpndVariable

Name	Value	Description
DF	1.00000	Dilution Factor
Vo	1000.00000	Volume of sample extracted (mL)
Vt	2000.00000	Volume of final extract (uL)
Vi	1.00000	Volume injected (uL)
Uf	1.00000	Correction factor

Cpnd Variable

Local Compound Variable

Compounds	AMOUNTS					
	RT	EXP RT	DLT RT	RESPONSE	CAL-AMT (UG/ML)	ON-COL (UG/ML)
1 Naphthalene	7.875	7.880	-0.005	132198609	50.0000	46.5
2 2-Methylnaphthalene	8.262	8.265	-0.003	110706672	50.0000	46.5
\$ 3 2-Fluorobiphenyl	8.450	8.454	-0.004	115812971	50.0000	47.1
4 Acenaphthylene	8.763	8.766	-0.003	129154777	50.0000	46.7
\$ 5 2-Bromonaphthalene	8.836	8.838	-0.002	71675211	50.0000	45.7
6 Acenaphthene	8.855	8.858	-0.003	138443389	50.0000	47.6
7 Fluorene	9.129	9.132	-0.003	131591129	50.0000	47.5
8 Phenanthrene	9.659	9.657	0.002	125930741	50.0000	45.6
9 Anthracene	9.689	9.688	0.001	125884626	50.0000	47.4
\$ 10 O-Terphenyl	9.823	9.822	0.001	137639397	50.0000	46.7
12 Fluoranthene	10.333	10.327	0.006	125471080	50.0000	44.5
13 Pyrene	10.475	10.467	0.008	132383678	50.0000	46.4
14 Benzo(a)Anthracene	11.223	11.223	0.000	113022488	50.0000	40.7
15 Chrysene	11.255	11.250	0.005	136794887	50.0000	49.8

Compounds	RT	EXP RT	DLT RT	RESPONSE	AMOUNTS	
					CAL-AMT (UG/ML)	ON-COL (UG/ML)
-----	--	-----	-----	-----	-----	-----
16 Benzo(b) Fluoranthene	12.100	12.085	0.015	246167136	100.000	87.5 (M2)
17 Benzo(k) Fluoranthene	12.100	12.085	0.015	246167136	100.000	87.5 (M2)
18 Benzo(a) Pyrene	12.386	12.370	0.016	130697590	50.0000	47.1
19 Indo(1,2,3cd) Pyrene	13.644	13.598	0.046	240743229	100.000	89.9 (M1)
20 Dibenzo(a,h) Anthracene	13.644	13.638	0.006	240743229	100.000	89.9
21 Benzo(g,h,i) Perylene	14.015	13.997	0.018	134663577	50.0000	48.5
M 22 Arom C11-C22				2153853608	850.000	782

QC Flag Legend

- M1- Compound response manually integrated because Target system did not integrate.
- M2- Compound response manually integrated because Target system integrated incorrectly.

Date: 10-NOV-2011 14:13

Client ID: 1 84-12-8

Sample Info: 1400x1 84-12-8

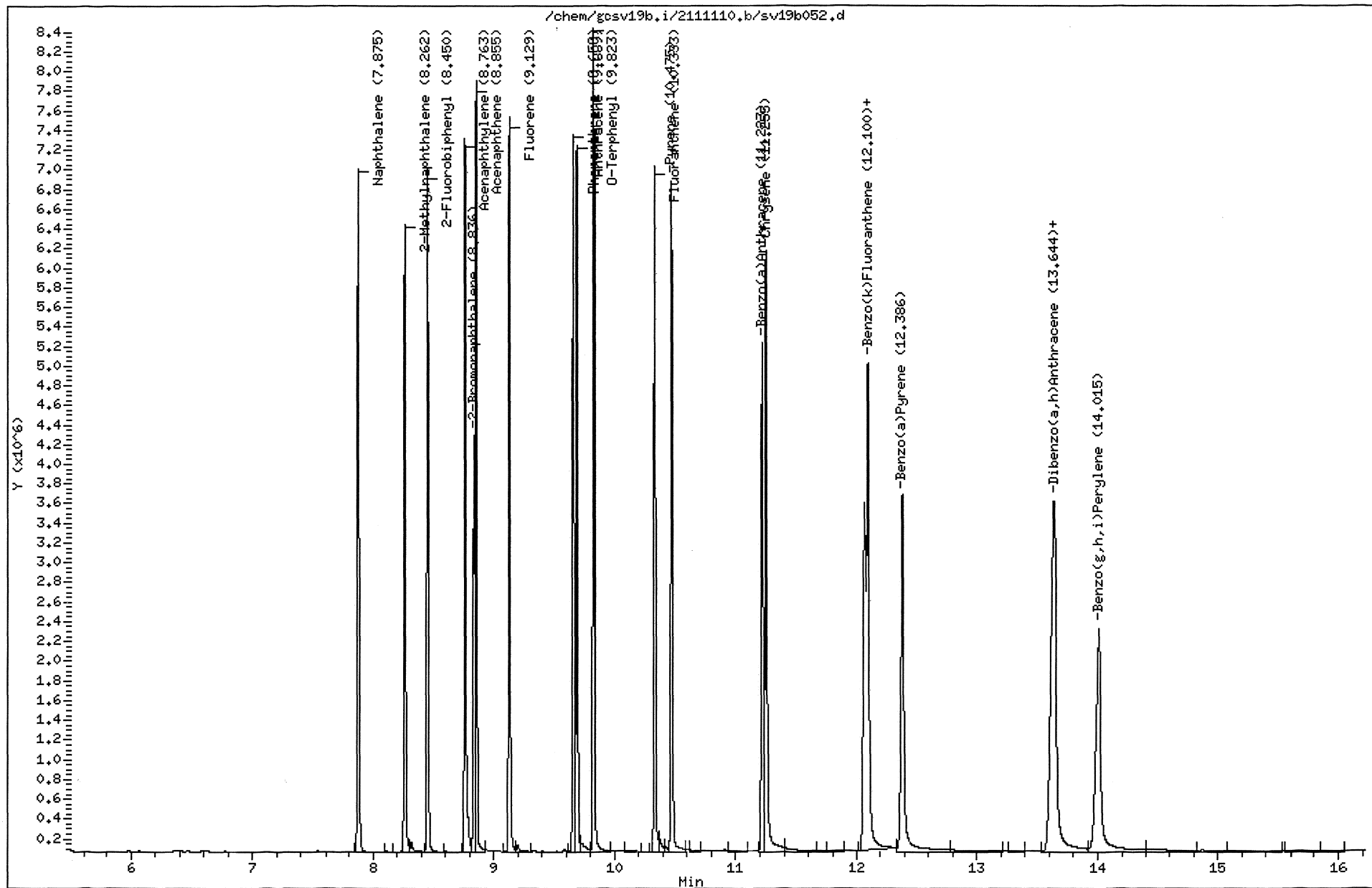
Volume Injected (uL): 1.0

Column phase: DB-5MS-30M

Instrument: gcsv19b.i

Operator: smh

Column diameter: 0.25



GCAL, Inc.

CONTINUING CALIBRATION COMPOUNDS

Instrument ID: gcsv19b.i Injection Date: 10-NOV-2011 19:16
 Lab File ID: sv19b064.d Init. Cal. Date(s): 02-NOV-2011 03-NOV-2011
 Analysis Type: WATER Init. Cal. Times: 15:55 14:30
 Lab Sample ID: 1400 Quant Type: ESTD
 Method: /var/chem/gcsv19b.i/2111110.b/AROEPMass.m

COMPOUND	RRF / AMOUNT	RF50	MIN RRF	MAX RRF	%D / %DRIFT	CURVE TYPE
1 Naphthalene	2842159	2638530	0.010	7.16458	25.00000	Averaged
2 2-Methylnaphthalene	2378988	2227337	0.010	6.37462	25.00000	Averaged
3 2-Fluorobiphenyl	2457488	2309148	0.010	6.03623	25.00000	Averaged
4 Acenaphthylene	2763267	2609326	0.010	5.57096	25.00000	Averaged
5 2-Bromonaphthalene	1568778	1541377	0.010	1.74669	25.00000	Averaged
6 Acenaphthene	2910153	2666069	0.010	8.38733	25.00000	Averaged
7 Fluorene	2771184	2646356	0.010	4.50450	25.00000	Averaged
8 Phenanthrene	2760684	2629050	0.010	4.76820	25.00000	Averaged
9 Anthracene	2653997	2541899	0.010	4.22377	25.00000	Averaged
10 O-Terphenyl	2948796	2777283	0.010	5.81637	25.00000	Averaged
12 Fluoranthene	2821141	2690287	0.010	4.63832	25.00000	Averaged
13 Pyrene	2855480	2726104	0.010	4.53079	25.00000	Averaged
14 Benzo(a)Anthracene	2777049	2573062	0.010	7.34547	25.00000	Averaged
15 Chrysene	2748172	2646508	0.010	3.69933	25.00000	Averaged
16 Benzo(b)Fluoranthene	2813367	2638572	0.010	6.21302	25.00000	Averaged
17 Benzo(k)Fluoranthene	2813367	2638572	0.010	6.21302	25.00000	Averaged
18 Benzo(a)Pyrene	2772685	2658760	0.010	4.10883	25.00000	Averaged
19 Indo(1,2,3cd)Pyrene	2679052	2591557	0.010	3.26591	25.00000	Averaged
20 Dibenzo(a,h)Anthracene	2679052	2591557	0.010	3.26591	25.00000	Averaged
21 Benzo(g,h,i)Perylene	2777993	2748023	0.010	1.07885	25.00000	Averaged
22 Arom C11-C22	2753988	2615386	0.010	5.03275	25.00000	Averaged

Average %D / Drift Results.
 =====
 Calculated Average %D/Drift = 2.93784
 Maximun Average %D/Drift = 25.00000
 * Passed Average %D/Drift Test.

GCAL, Inc.

Data file : /var/chem/gcsv19b.i/2111110.b/sv19b064.d
 Lab Smp Id: 1400 Client Smp ID: 1 84-12-8
 Inj Date : 10-NOV-2011 19:16
 Operator : smh Inst ID: gcsv19b.i
 Smp Info : 1400*1 84-12-8
 Misc Info :
 Comment :
 Method : /var/chem/gcsv19b.i/2111110.b/AROEPhmass.m
 Meth Date : 11-Nov-2011 14:10 dlb Quant Type: ESTD
 Cal Date : 03-NOV-2011 13:18 Cal File: sv19b053s.d
 Als bottle: 64 Continuing Calibration Sample
 Dil Factor: 1.00000
 Integrator: HP Genie Compound Sublist: cal.sub
 Target Version: 3.50

Concentration Formula: Amt * DF * Uf * Vt/(Vo * Vi) * CpndVariable

Name	Value	Description
DF	1.00000	Dilution Factor
Vo	1000.00000	Volume of sample extracted (mL)
Vt	2000.00000	Volume of final extract (uL)
Vi	1.00000	Volume injected (uL)
Uf	1.00000	Correction factor

Cpnd Variable

Local Compound Variable

Compounds	RT	EXP RT	DLT RT	RESPONSE	AMOUNTS	
					CAL-AMT (UG/ML)	ON-COL (UG/ML)
1 Naphthalene	7.875	7.880	-0.005	131926498	50.0000	46.4
2 2-Methylnaphthalene	8.262	8.265	-0.003	111366853	50.0000	46.8
\$ 3 2-Fluorobiphenyl	8.450	8.454	-0.004	115457412	50.0000	47.0
4 Acenaphthylene	8.763	8.766	-0.003	130466308	50.0000	47.2
\$ 5 2-Bromonaphthalene	8.836	8.838	-0.002	77068827	50.0000	49.1
6 Acenaphthene	8.856	8.858	-0.002	133303433	50.0000	45.8
7 Fluorene	9.129	9.132	-0.003	132317824	50.0000	47.7
8 Phenanthrene	9.657	9.657	0.000	131452475	50.0000	47.6
9 Anthracene	9.688	9.688	0.000	127094930	50.0000	47.9
\$ 10 O-Terphenyl	9.821	9.822	-0.001	138864147	50.0000	47.1
12 Fluoranthene	10.329	10.327	0.002	134514358	50.0000	47.7
13 Pyrene	10.469	10.467	0.002	136305219	50.0000	47.7
14 Benzo(a)Anthracene	11.214	11.223	-0.009	128653078	50.0000	46.3
15 Chrysene	11.247	11.250	-0.003	132325413	50.0000	48.2

Compounds	RT	EXP RT	DLT RT	RESPONSE	AMOUNTS	
					CAL-AMT (UG/ML)	ON-COL (UG/ML)
16 Benzo(b)Fluoranthene	12.089	12.085	0.004	263857178	100.000	93.8 (M2)
17 Benzo(k)Fluoranthene	12.089	12.085	0.004	263857178	100.000	93.8 (M2)
18 Benzo(a)Pyrene	12.374	12.370	0.004	132938020	50.0000	47.9
19 Indo(1,2,3cd)Pyrene	13.629	13.598	0.031	259155661	100.000	96.7 (M1)
20 Dibenzo(a,h)Anthracene	13.629	13.638	-0.009	259155661	100.000	96.7
21 Benzo(g,h,i)Perylene	14.000	13.997	0.003	137401151	50.0000	49.5
M 22 Arom C11-C22				2223078399	850.000	807

QC Flag Legend

- M1- Compound response manually integrated because Target system did not integrate.
- M2- Compound response manually integrated because Target system integrated incorrectly.

Date : 10-NOV-2011 19:16

Client ID: 1 84-12-8

Sample Info: 1400*1 84-12-8

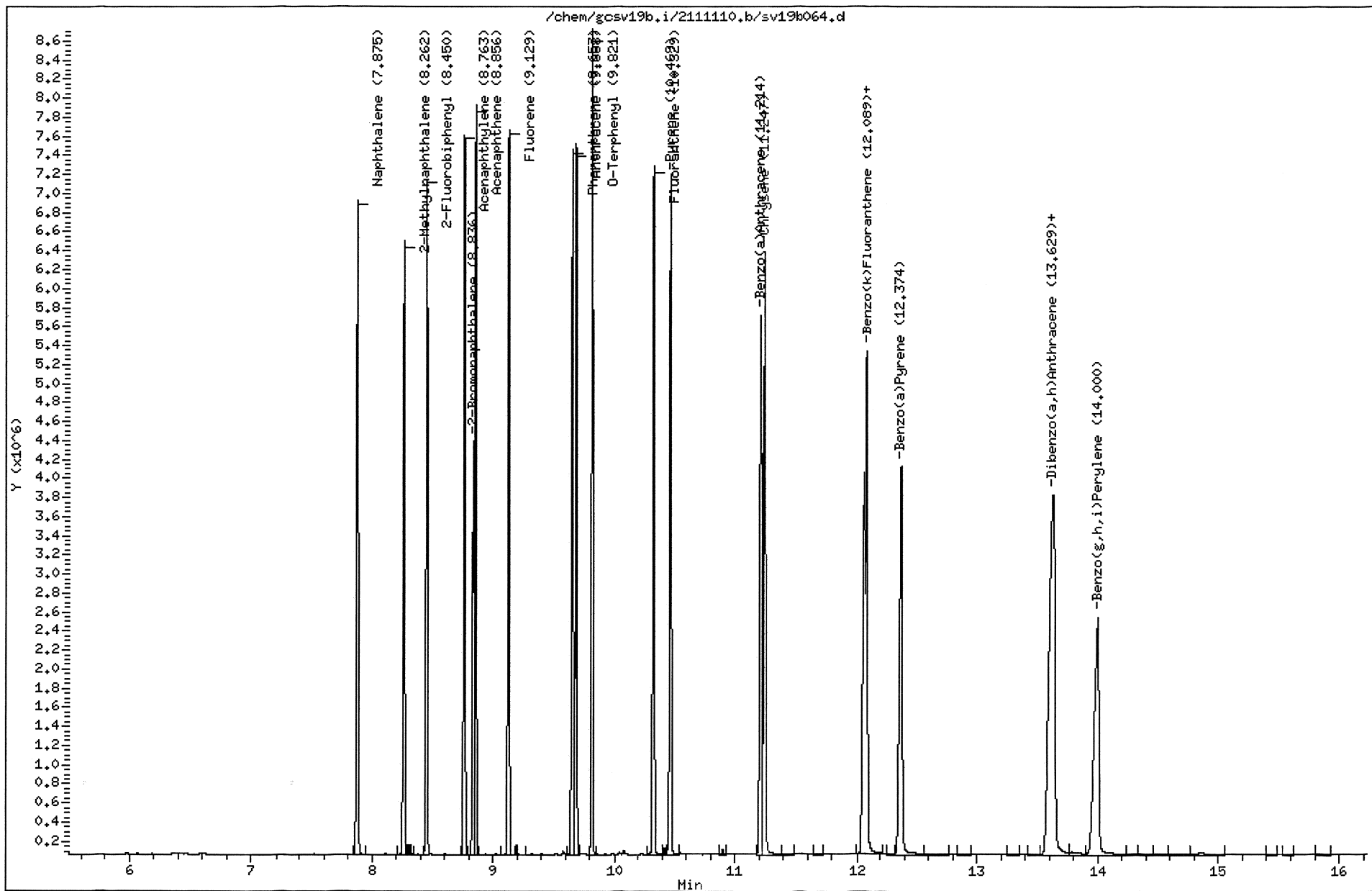
Volume Injected (uL): 1.0

Column phase: DB-5MS-30M

Instrument: gcsv19b.i

Operator: smh

Column diameter: 0.25



1D
ORGANICS ANALYSIS DATA SHEET

Lab Name: GCAL Sample ID: MB1002043
 Lab Code: LA024 Case No.: _____ Contract: _____
 Matrix: Water SAS No.: _____ SDG No.: 211110257
 Sample wt/vol: 1000 Units: mL Lab Sample ID: 1002043
 Level: (low/med) LOW Date Collected: _____ Time: _____
 % Moisture: _____ decanted: (Y/N) _____ Date Received: _____
 GC Column: DB-5MS-30M ID: .25 (mm) Date Extracted: 11/02/11
 Concentrated Extract Volume: 2000 (µL) Date Analyzed: 11/04/11 Time: 1118
 Soil Aliquot Volume: _____ (µL) Dilution Factor: 1 Analyst: SMH
 Injection Volume: 1 (µL) Prep Method: MASS EPH
 GPC Cleanup: (Y/N) N pH: _____ Analytical Method: MASSEPH
 Prep Batch: 468306 Analytical Batch: 468719 Sulfur Cleanup: (Y/N) N Instrument ID: GCS19B
 CONCENTRATION UNITS: ug/L Lab File ID: 2111104/sv19b054

CAS NO.	COMPOUND	RESULT	Q	MDL	LOD	LOQ
GCSV-02-22	C11-C22 Aromatics	42.1	U	42.1	42.1	100
GCSV-02-23	C9-C18 Aliphatic Hydrocarbons	21.8	U	21.8	21.8	100
GCSV-02-24	C19-C36 Aliphatic Hydrocarbons	60.0	U	31.3	60.0	100

GCAL, Inc.

Data file : /var/chem/gcsv19b.i/2111104.b/sv19b054.d
 Lab Smp Id: 1002043 Client Smp ID: 1 84-15-4
 Inj Date : 04-NOV-2011 11:18
 Operator : smh Inst ID: gcsv19b.i
 Smp Info : 1002043*1 mb w
 Misc Info :
 Comment :
 Method : /var/chem/gcsv19b.i/2111104.b/AROEPHmass.m
 Meth Date : 08-Nov-2011 14:38 smh Quant Type: ESTD
 Cal Date : 03-NOV-2011 13:18 Cal File: sv19b053s.d
 Als bottle: 54
 Dil Factor: 1.00000
 Integrator: HP Genie Compound Sublist: all.sub
 Target Version: 3.50
 Processing Host: org.gcal.com

Concentration Formula: Amt * DF * Uf * Vt / (Vo * Vi) * CpndVariable

Name	Value	Description
DF	1.00000	Dilution Factor
Vo	1000.00000	Volume of sample extracted (mL)
Vt	2000.00000	Volume of final extract (uL)
Vi	1.00000	Volume injected (uL)
Uf	1.00000	Correction factor

Cpnd Variable Local Compound Variable

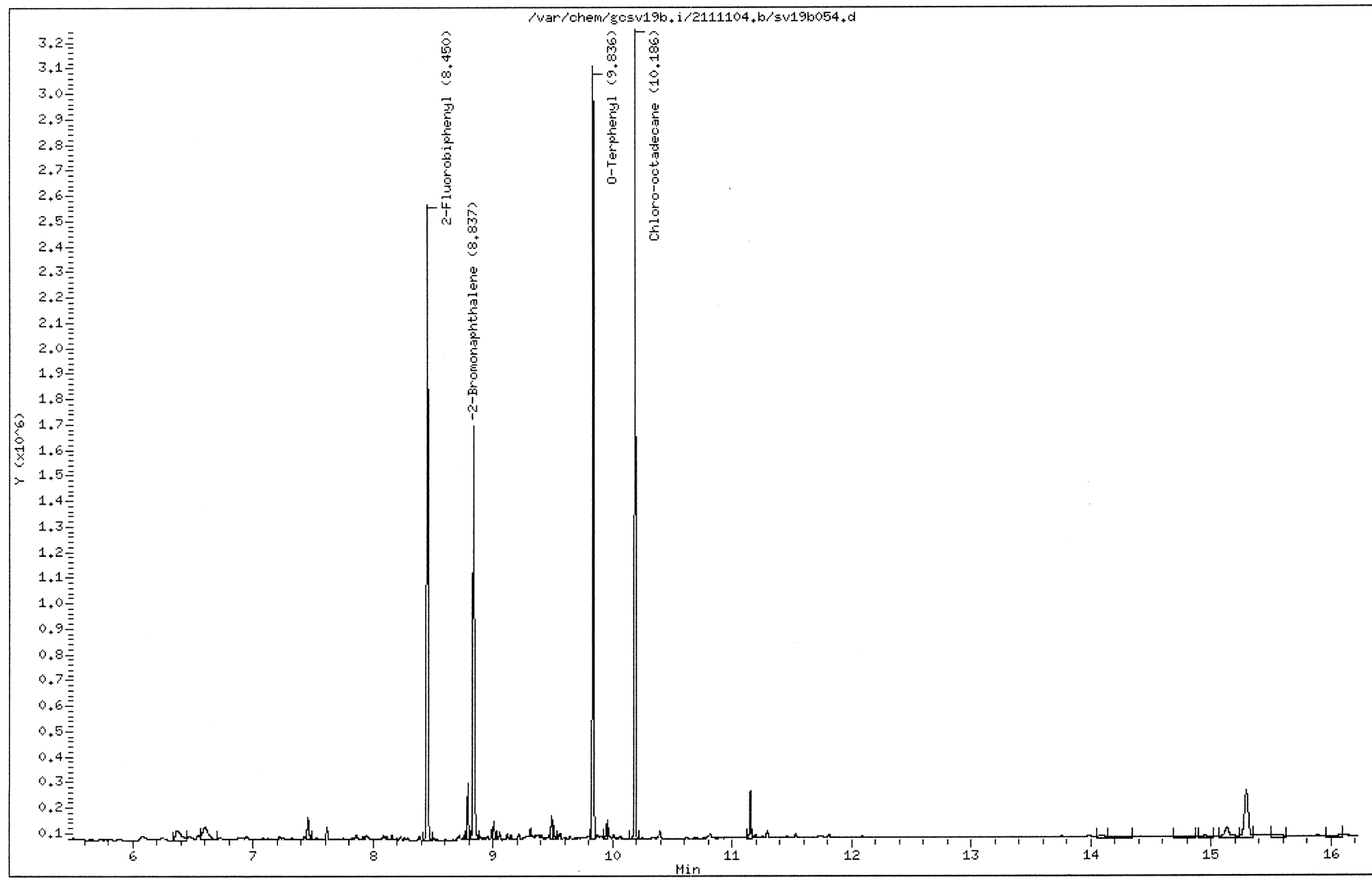
Compounds	RT	EXP RT	DLT RT	RESPONSE	CONCENTRATIONS	
					ON-COLUMN (UG/ML)	FINAL (ug/L)
\$ 3 2-Fluorobiphenyl	8.450	8.454	-0.004	40311135	16.4034	32.8
\$ 5 2-Bromonaphthalene	8.837	8.839	-0.002	29205418	18.6167	37.2
\$ 10 O-Terphenyl	9.836	9.823	0.013	46231712	15.6782	31.4
\$ 11 Chloro-octadecane	10.186	10.174	0.012	43871918	16.0146	32.0
M 113 Total Surrogate Area				159620183		(a)

QC Flag Legend

a - Target compound detected but, quantitated amount
 Below Limit Of Quantitation (BLOQ).

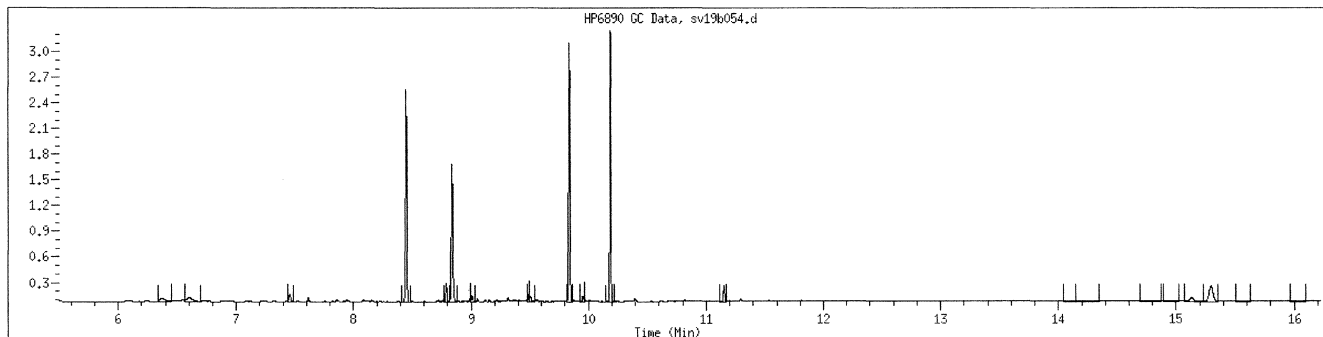
Data File: /var/chem/gcsv19b.i/2111104.b/sv19b054.d
Date : 04-NOV-2011 11:18
Client ID: 1 84-15-4
Sample Info: 1002043x1 mb w
Volume Injected (uL): 1.0
Column phase: DB-5MS-30M

Instrument: gcsv19b.i
Operator: smh
Column diameter: 0.25



MANUAL INTEGRATION GRAPHIC REPORT

Lab ID : 1002043 SampleType : SAMPLE
Injection Date: 11/04/2011 11:18 Instrument : gcsv19b.i
Operator : smh
Sample Info : 1002043*1 mb w
Misc Info :
Method : /var/chem/gcsv19b.i/2111104.b/AROEPMass.m
Dilution : 1.00
Matrix : WATER
Integrator : HP Genie Compound Sublist: all



NO MANUAL INTEGRATIONS

GCAL, Inc.

Data file : /var/chem/gcsv19b.i/2111104.b/sv19b055.d
 Lab Smp Id: 1002043 Client Smp ID: 1 mb w
 Inj Date : 04-NOV-2011 11:42
 Operator : smh Inst ID: gcsv19b.i
 Smp Info : 1002043*1 mb w
 Misc Info :
 Comment :
 Method : /var/chem/gcsv19b.i/2111104.b/ALPHEPHmass.m
 Meth Date : 08-Nov-2011 13:36 smh Quant Type: ESTD
 Cal Date : 03-NOV-2011 14:30 Cal File: sv19b056.d
 Als bottle: 55
 Dil Factor: 1.00000
 Integrator: HP Genie Compound Sublist: ALmasseph.sub
 Target Version: 3.50
 Processing Host: org.gcal.com

Concentration Formula: Amt * DF * Uf * Vt/(Vo * Vi) * CpndVariable

Name	Value	Description
DF	1.00000	Dilution Factor
Vo	1000.00000	Volume of sample extracted (mL)
Vt	2000.00000	Volume of final extract (uL)
Vi	1.00000	Volume injected (uL)
Uf	1.00000	Correction factor

Cpnd Variable Local Compound Variable

Compounds	RT	EXP RT	DLT RT	RESPONSE	CONCENTRATIONS	
					ON-COLUMN (UG/ML)	FINAL (ug/L)
10 C-18	9.005	9.504	-0.499	29350351	9.71451	19.4 (M1)
M 11 Alip C9-C18				29350351	9.71451	19.4
114 C-36	10.173	15.144	-4.971	37956568	12.9738	25.9 (AM1)
M 24 Alip C19-C36				37956568	12.9738	25.9

QC Flag Legend

- A - Target compound detected but, quantitated amount exceeded maximum amount.
- M1- Compound response manually integrated because Target system did not integrate.

Data File: /var/chem/gcsv19b.i/2111104.b/sv19b055.d

Page 1

Date : 04-NOV-2011 11:42

Client ID: 1 mb w

Instrument: gcsv19b.i

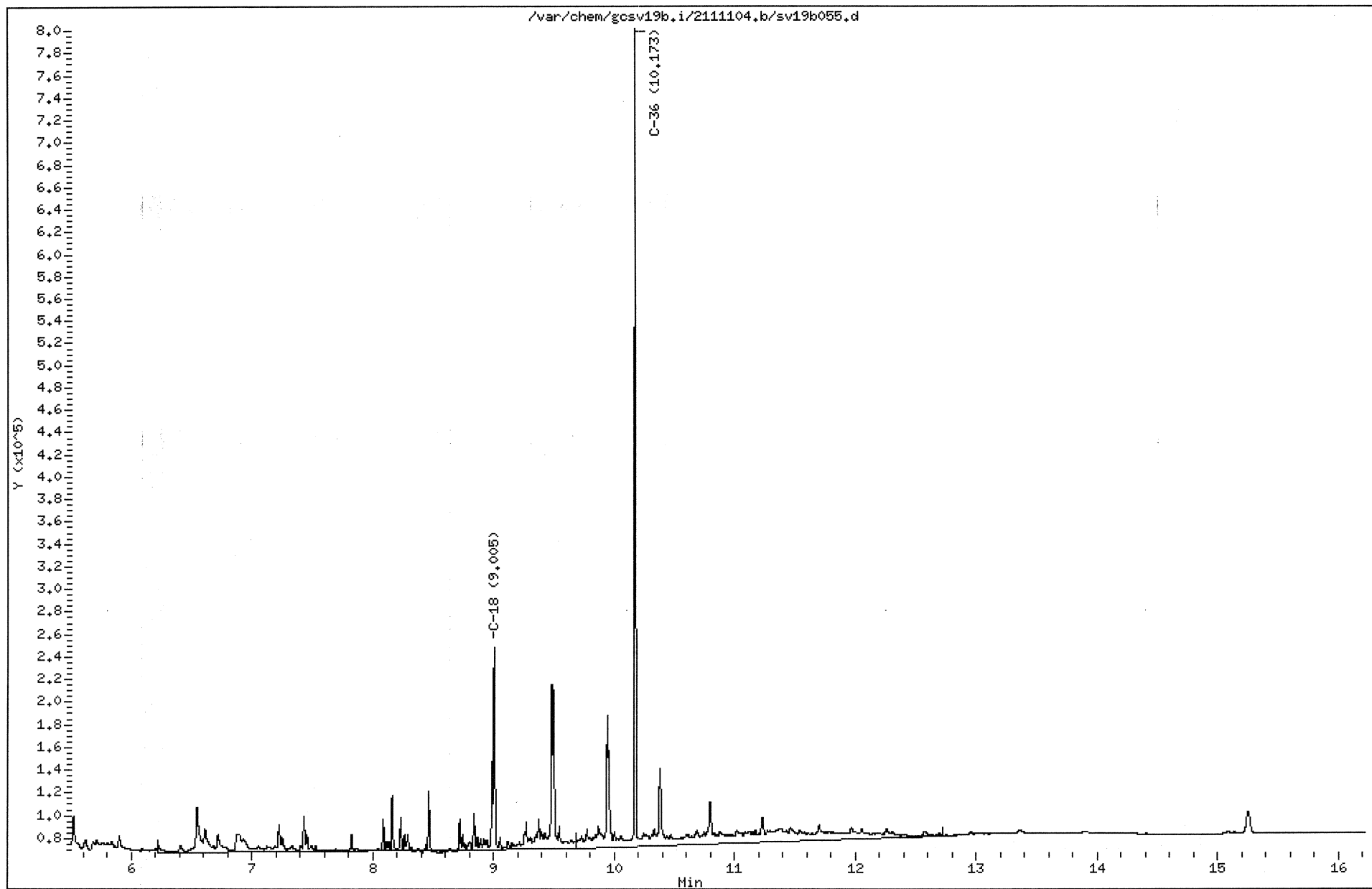
Sample Info: 1002043*1 mb w

Volume Injected (uL): 1.0

Operator: smh

Column phase: DB-5MS-30M

Column diameter: 0.25



211110257 146

1D
ORGANICS ANALYSIS DATA SHEET

Lab Name: GCAL Sample ID: MB1004104
 Lab Code: LA024 Case No.: _____ Contract: _____
 Matrix: Water SAS No.: _____ SDG No.: 211110257
 Sample wt/vol: 1000 Units: mL Lab Sample ID: 1004104
 Level: (low/med) LOW Date Collected: _____ Time: _____
 % Moisture: _____ decanted: (Y/N) _____ Date Received: _____
 GC Column: DB-5MS-30M ID: .25 (mm) Date Extracted: 11/08/11
 Concentrated Extract Volume: 2000 (µL) Date Analyzed: 11/10/11 Time: 1515
 Soil Aliquot Volume: _____ (µL) Dilution Factor: 1 Analyst: SMH
 Injection Volume: 1 (µL) Prep Method: MASS EPH
 GPC Cleanup: (Y/N) N pH: _____ Analytical Method: MASSEPH
 Prep Batch: 468721 Analytical Batch: 469140 Sulfur Cleanup: (Y/N) N Instrument ID: GCS19B
 CONCENTRATION UNITS: ug/L Lab File ID: 2111110/sv19b054

CAS NO.	COMPOUND	RESULT	Q	MDL	LOD	LOQ
GCSV-02-22	C11-C22 Aromatics	42.1	U	42.1	42.1	100
GCSV-02-23	C9-C18 Aliphatic Hydrocarbons	21.8	U	21.8	21.8	100
GCSV-02-24	C19-C36 Aliphatic Hydrocarbons	60.0	U	31.3	60.0	100

GCAL, Inc.

Data file : /var/chem/gcsv19b.i/2111110.b/sv19b054.d
Lab Smp Id: 1004104 Client Smp ID: 1 MB
Inj Date : 10-NOV-2011 15:15
Operator : smh Inst ID: gcsv19b.i
Smp Info : 1004104*1 MB
Misc Info :
Comment :
Method : /var/chem/gcsv19b.i/2111110.b/AROEPhmass.m
Meth Date : 11-Nov-2011 15:43 dlb Quant Type: ESTD
Cal Date : 03-NOV-2011 13:18 Cal File: sv19b053s.d
Als bottle: 54
Dil Factor: 1.00000
Integrator: HP Genie Compound Sublist: all.sub
Target Version: 3.50
Processing Host: org.gcal.com

Concentration Formula: Amt * DF * Uf * Vt / (Vo * Vi) * CpndVariable

Name	Value	Description
DF	1.00000	Dilution Factor
Vo	1000.00000	Volume of sample extracted (mL)
Vt	2000.00000	Volume of final extract (uL)
Vi	1.00000	Volume injected (uL)
Uf	1.00000	Correction factor

Cpnd Variable Local Compound Variable

Compounds	CONCENTRATIONS					
	RT	EXP RT	DLT RT	RESPONSE	ON-COLUMN (UG/ML)	FINAL (ug/L)
\$ 3 2-Fluorobiphenyl	8.448	8.454	-0.006	39667720	16.1416	32.3
\$ 5 2-Bromonaphthalene	8.833	8.838	-0.005	29843186	19.0232	38.0
\$ 10 O-Terphenyl	9.828	9.822	0.006	47260177	16.0269	32.1
\$ 11 Chloro-octadecane	10.176	10.158	0.018	35257119	12.8699	25.7
M 113 Total Surrogate Area				152028202		(a)

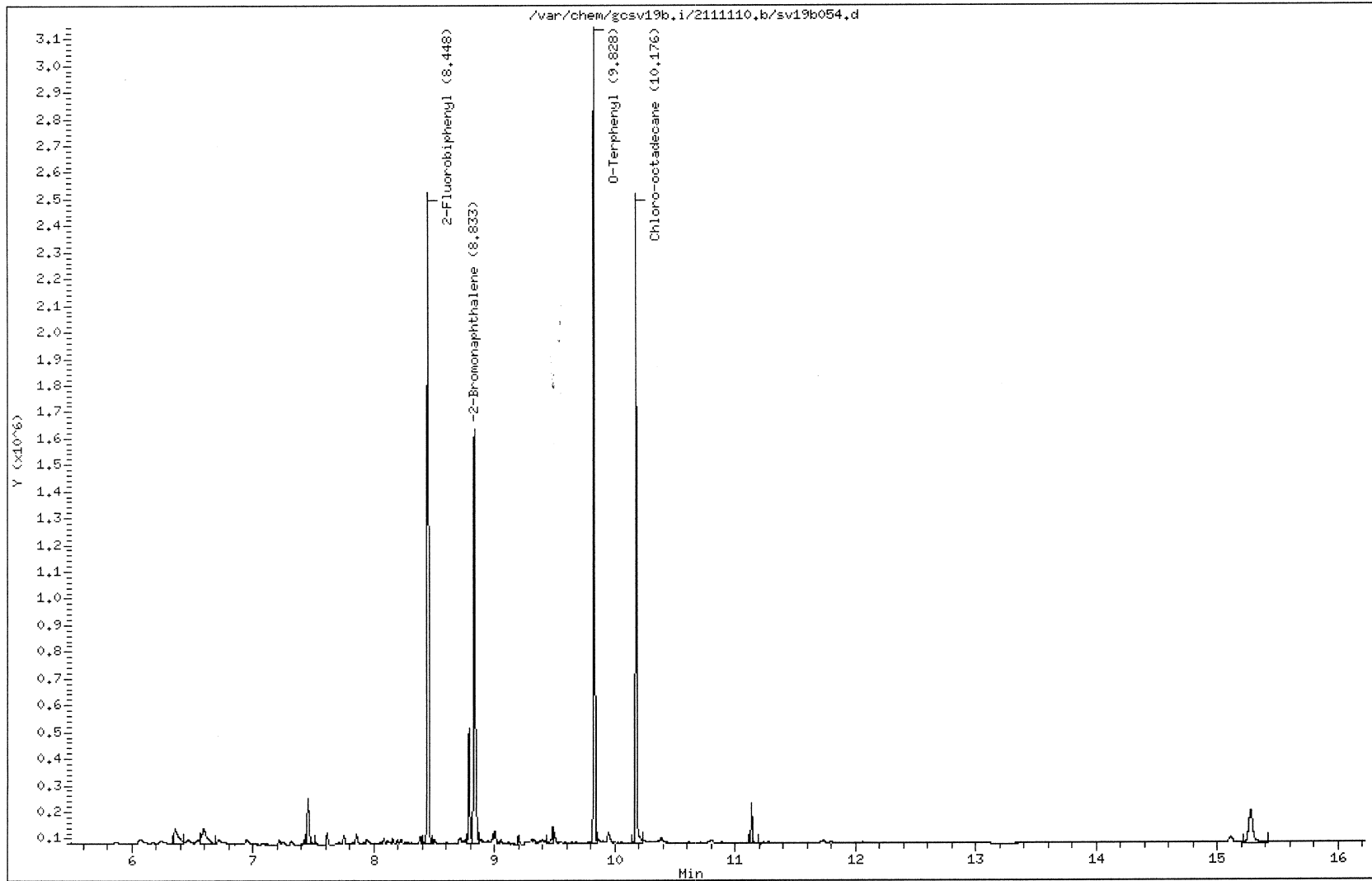
QC Flag Legend

a - Target compound detected but, quantitated amount
Below Limit Of Quantitation (BLOQ).

Data File: /var/chem/gosv19b,i/2111110,b/sv19b054.d
Date : 10-NOV-2011 15:15
Client ID: 1 MB
Sample Info: 1004104*1 MB
Volume Injected (uL): 1.0
Column phase: DB-5MS-30M

Page 1

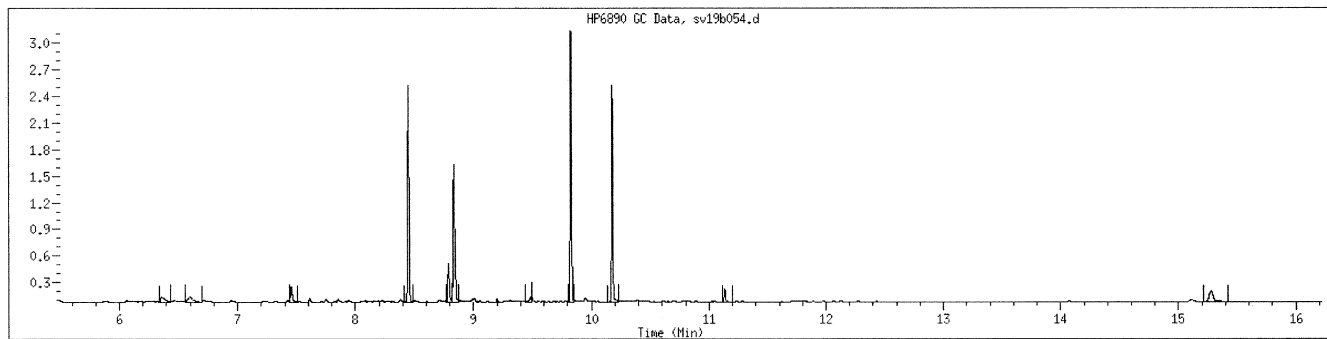
Instrument: gosv19b,i
Operator: smh
Column diameter: 0.25



211110257 150

MANUAL INTEGRATION GRAPHIC REPORT

Lab ID : 1004104 SampleType : SAMPLE
Injection Date: 11/10/2011 15:15 Instrument : gcsv19b.i
Operator : smh
Sample Info : 1004104*1 MB
Misc Info :
Method : /var/chem/gcsv19b.i/2111110.b/AROEPhmass.m
Dilution : 1.00
Matrix : WATER
Integrator : HP Genie Compound Sublist: all



NO MANUAL INTEGRATIONS

GCAL, Inc.

Data file : /var/chem/gcsv19b.i/2111110.b/sv19b055.d
Lab Smp Id: 1004104 Client Smp ID: 1 MB
Inj Date : 10-NOV-2011 15:39
Operator : smh Inst ID: gcsv19b.i
Smp Info : 1004104*1 MB
Misc Info :
Comment :
Method : /var/chem/gcsv19b.i/2111110.b/ALPHEPHmass.m
Meth Date : 11-Nov-2011 15:05 dlb Quant Type: ESTD
Cal Date : 03-NOV-2011 14:30 Cal File: sv19b056.d
Als bottle: 55
Dil Factor: 1.00000
Integrator: HP Genie Compound Sublist: ALmasseph.sub
Target Version: 3.50

Concentration Formula: Amt * DF * Uf * Vt / (Vo * Vi) * CpndVariable

Name	Value	Description
DF	1.00000	Dilution Factor
Vo	1000.00000	Volume of sample extracted (mL)
Vt	2000.00000	Volume of final extract (uL)
Vi	1.00000	Volume injected (uL)
Uf	1.00000	Correction factor

Cpnd Variable Local Compound Variable

Compounds	RT	EXP RT	DLT RT	RESPONSE	CONCENTRATIONS	
					ON-COLUMN (UG/ML)	FINAL (ug/L)
\$ 15 Chlorooctadecane	10.164	10.215	-0.051	15261843	5.57087	11.1(R)

QC Flag Legend

R - Spike/Surrogate failed recovery limits.

Data File: /var/chem/gcsv19b.i/2111110.b/sv19b055.d

Page 1

Date : 10-NOV-2011 15:39

Client ID: 1 MB

Instrument: gcsv19b.i

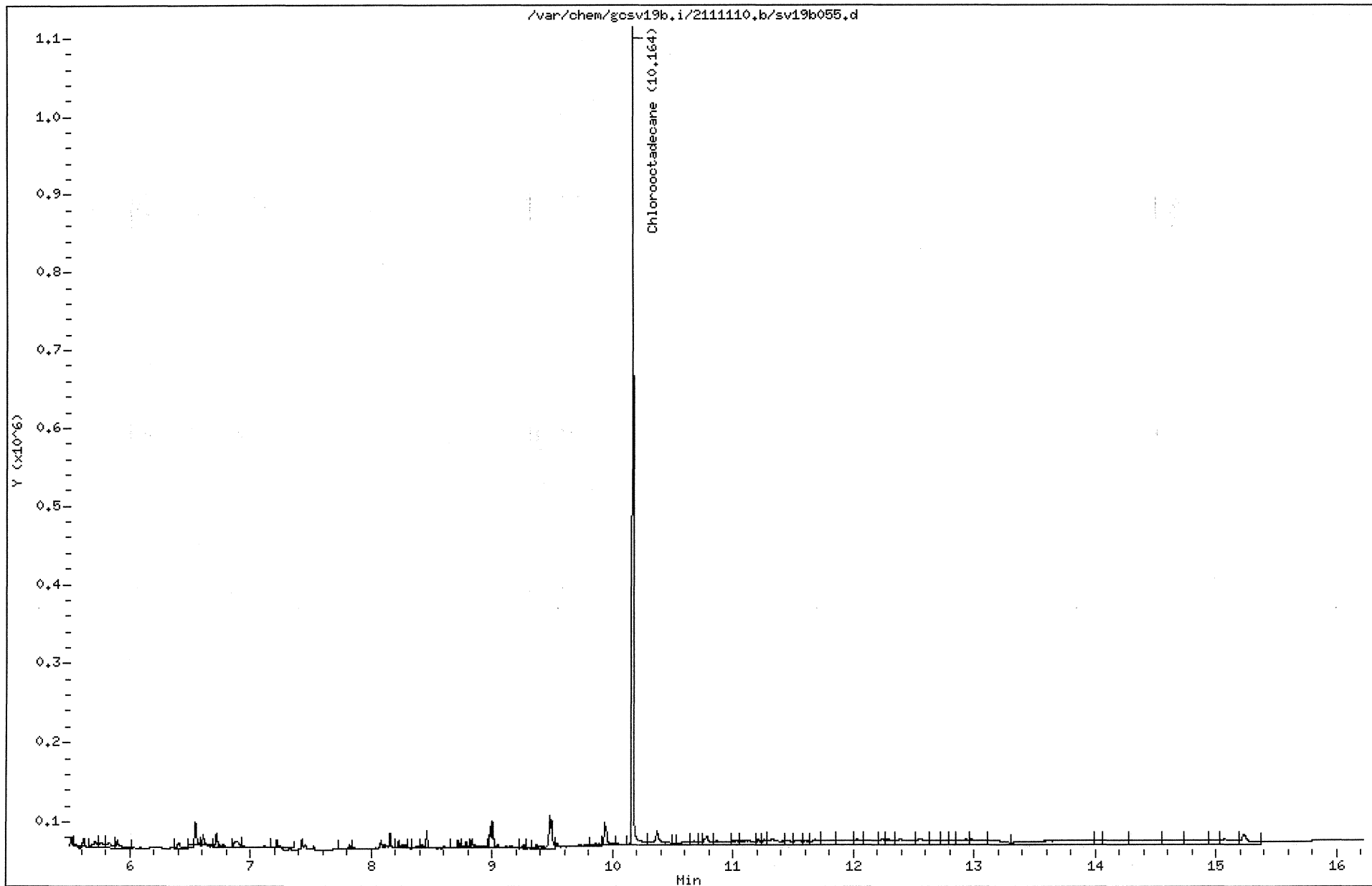
Sample Info: 1004104*1 MB

Volume Injected (uL): 1.0

Operator: smh

Column phase: DB-5MS-30M

Column diameter: 0.25



211110257 153

1D
ORGANICS ANALYSIS DATA SHEET

Lab Name: GCAL Sample ID: LCS1002044
 Lab Code: LA024 Case No.: _____ Contract: _____
 Matrix: Water SAS No.: _____ SDG No.: 211110257
 Sample wt/vol: 1000 Units: mL Lab Sample ID: 1002044
 Level: (low/med) LOW Date Collected: _____ Time: _____
 % Moisture: _____ decanted: (Y/N) _____ Date Received: _____
 GPC Column: DB-5MS-30M ID: .25 (mm) Date Extracted: 11/02/11
 Concentrated Extract Volume: 2000 (µL) Date Analyzed: 11/04/11 Time: 1206
 Soil Aliquot Volume: _____ (µL) Dilution Factor: 1 Analyst: SMH
 Injection Volume: 1 (µL) Prep Method: MASS EPH
 GPC Cleanup: (Y/N) N pH: _____ Analytical Method: MASSEPH
 Prep Batch: 468306 Analytical Batch: 468719 Sulfur Cleanup: (Y/N) N Instrument ID: GCS19B
 CONCENTRATION UNITS: ug/L Lab File ID: 2111104/sv19b056

CAS NO.	COMPOUND	RESULT	Q	MDL	LOD	LOQ
GCSV-02-22	C11-C22 Aromatics	164		42.1	42.1	100
GCSV-02-23	C9-C18 Aliphatic Hydrocarbons	47.3	J	21.8	21.8	100
GCSV-02-24	C19-C36 Aliphatic Hydrocarbons	128		31.3	60.0	100

GCAL, Inc.

Data file : /var/chem/gcsv19b.i/2111104.b/sv19b056.d
 Lab Smp Id: 1002044 Client Smp ID: 1 lcs
 Inj Date : 04-NOV-2011 12:06
 Operator : smh Inst ID: gcsv19b.i
 Smp Info : 1002044*1 lcs
 Misc Info :
 Comment :
 Method : /var/chem/gcsv19b.i/2111104.b/AROEPHmass.m
 Meth Date : 08-Nov-2011 14:38 smh Quant Type: ESTD
 Cal Date : 03-NOV-2011 13:18 Cal File: sv19b053s.d
 Als bottle: 56 QC Sample: LCS
 Dil Factor: 1.00000
 Integrator: HP Genie Compound Sublist: all.sub
 Target Version: 3.50
 Processing Host: org.gcal.com

Concentration Formula: Amt * DF * Uf * Vt/(Vo * Vi) * CpndVariable

Name	Value	Description
DF	1.00000	Dilution Factor
Vo	1000.00000	Volume of sample extracted (mL)
Vt	2000.00000	Volume of final extract (uL)
Vi	1.00000	Volume injected (uL)
Uf	1.00000	Correction factor

Cpnd Variable Local Compound Variable

Compounds	RT	EXP RT	DLT RT	RESPONSE	CONCENTRATIONS	
					ON-COLUMN (UG/ML)	FINAL (ug/L)
1 Naphthalene	7.874	7.881	-0.007	42244447	14.8635	29.7
\$ 3 2-Fluorobiphenyl	8.450	8.454	-0.004	49564137	20.1686	40.3
\$ 5 2-Bromonaphthalene	8.834	8.839	-0.005	25190730	16.0575	32.1
6 Acenaphthene	8.853	8.858	-0.005	48565269	16.6882	33.4
9 Anthracene	9.686	9.688	-0.002	45807441	17.2598	34.5
\$ 10 O-Terphenyl	9.823	9.823	0.000	40477952	13.7269	27.5
\$ 11 Chloro-octadecane	10.167	10.174	-0.007	40322170	14.7188	29.4
13 Pyrene	10.474	10.468	0.006	45724998	16.0131	32.0
15 Chrysene	11.251	11.245	0.006	47755889	17.3773	34.8
M 22 Arom C11-C22				230098044	82.2019	164
M 113 Total Surrogate Area				155554989		(a)

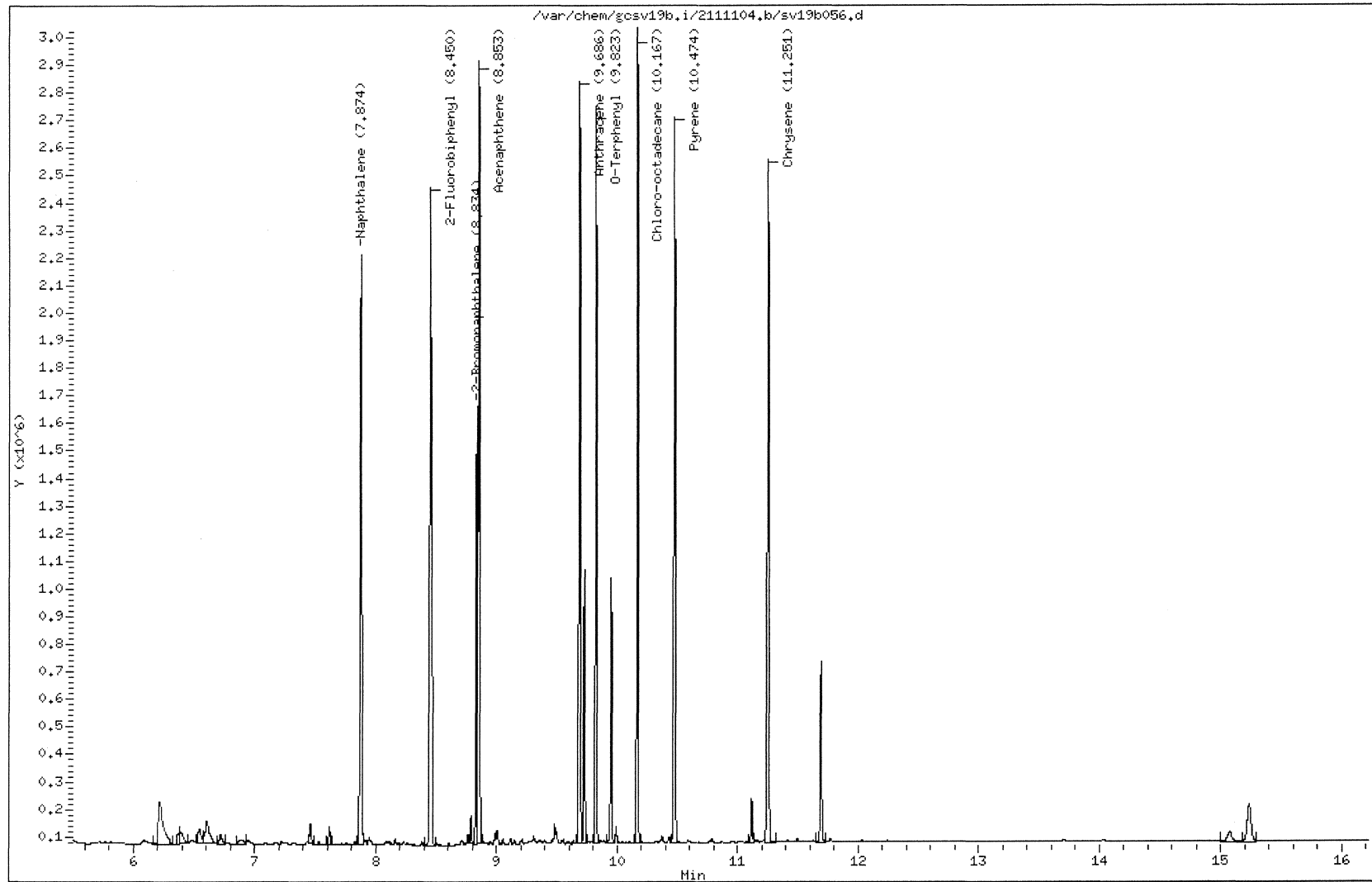
QC Flag Legend

a - Target compound detected but, quantitated amount
Below Limit Of Quantitation(BLOQ).

Data File: /var/chem/gosv19b.i/2111104.b/sv19b056.d
Date : 04-NOV-2011 12:06
Client ID: 1 lcs
Sample Info: 1002044x1 lcs
Volume Injected (uL): 1.0
Column phase: DB-5MS-30M

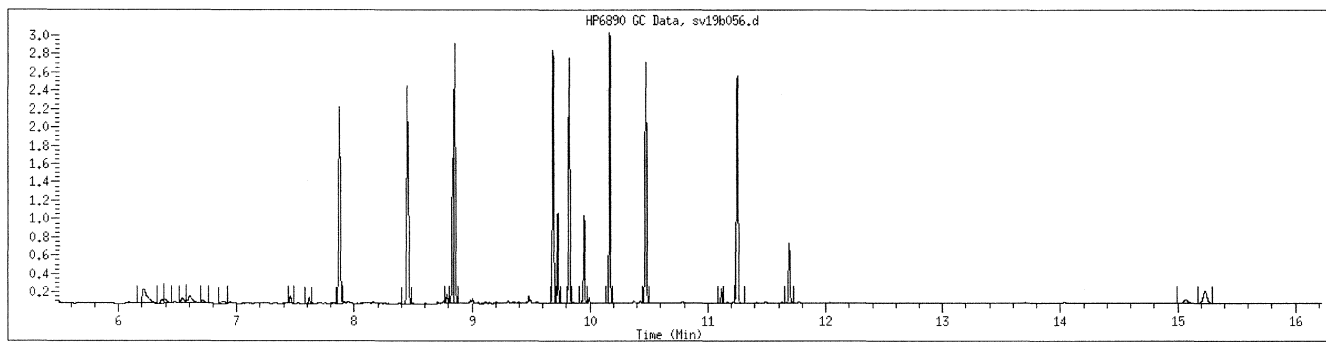
Page 1

Instrument: gosv19b.i
Operator: smh
Column diameter: 0.25



MANUAL INTEGRATION GRAPHIC REPORT

Lab ID : 1002044 SampleType : LCS
Injection Date: 11/04/2011 12:06 Instrument : gcsv19b.i
Operator : smh
Sample Info : 1002044*1 lcs
Misc Info :
Method : /var/chem/gcsv19b.i/2111104.b/AROEPMass.m
Dilution : 1.00
Matrix : WATER
Integrator : HP Genie Compound Sublist: all



NO MANUAL INTEGRATIONS

GCAL, Inc.

Data file : /var/chem/gcsv19b.i/2111104.b/sv19b057.d
 Lab Smp Id: 1002044 Client Smp ID: 1 lcs
 Inj Date : 04-NOV-2011 12:30
 Operator : smh Inst ID: gcsv19b.i
 Smp Info : 1002044*1 lcs
 Misc Info :
 Comment :
 Method : /var/chem/gcsv19b.i/2111104.b/ALPHEPHmass.m
 Meth Date : 08-Nov-2011 13:36 smh Quant Type: ESTD
 Cal Date : 03-NOV-2011 14:30 Cal File: sv19b056.d
 Als bottle: 57 QC Sample: LCS
 Dil Factor: 1.00000
 Integrator: HP Genie Compound Sublist: ALmasseph.sub
 Target Version: 3.50
 Processing Host: org.gcal.com

Concentration Formula: Amt * DF * Uf * Vt/(Vo * Vi) * CpndVariable

Name	Value	Description
DF	1.00000	Dilution Factor
Vo	1000.00000	Volume of sample extracted (mL)
Vt	2000.00000	Volume of final extract (uL)
Vi	1.00000	Volume injected (uL)
Uf	1.00000	Correction factor

Cpnd Variable Local Compound Variable

Compounds	RT	EXP RT	DLT RT	RESPONSE	CONCENTRATIONS	
					ON-COLUMN (UG/ML)	FINAL (ug/L)
1 C-9	6.226	6.232	-0.006	15373623	5.65344	11.3 (R)
6 C-14	8.462	8.471	-0.009	27700747	9.62454	19.2 (R)
M 11 Alip C9-C18				43074370	15.2780	30.6
12 C-19	9.725	9.774	-0.049	37123735	12.3039	24.6
13 C-20	9.948	9.957	-0.009	39242445	12.8862	25.8
\$ 15 Chlorooctadecane	10.162	10.216	-0.054	9156663	3.34236	6.68 (R)
22 C-28	11.685	11.724	-0.039	45678279	14.7540	29.5
M 24 Alip C19-C36				122044459	39.9441	79.9

QC Flag Legend

R - Spike/Surrogate failed recovery limits.

Date : 04-NOV-2011 12:30

Client ID: 1 lcs

Instrument: gcsv19b.i

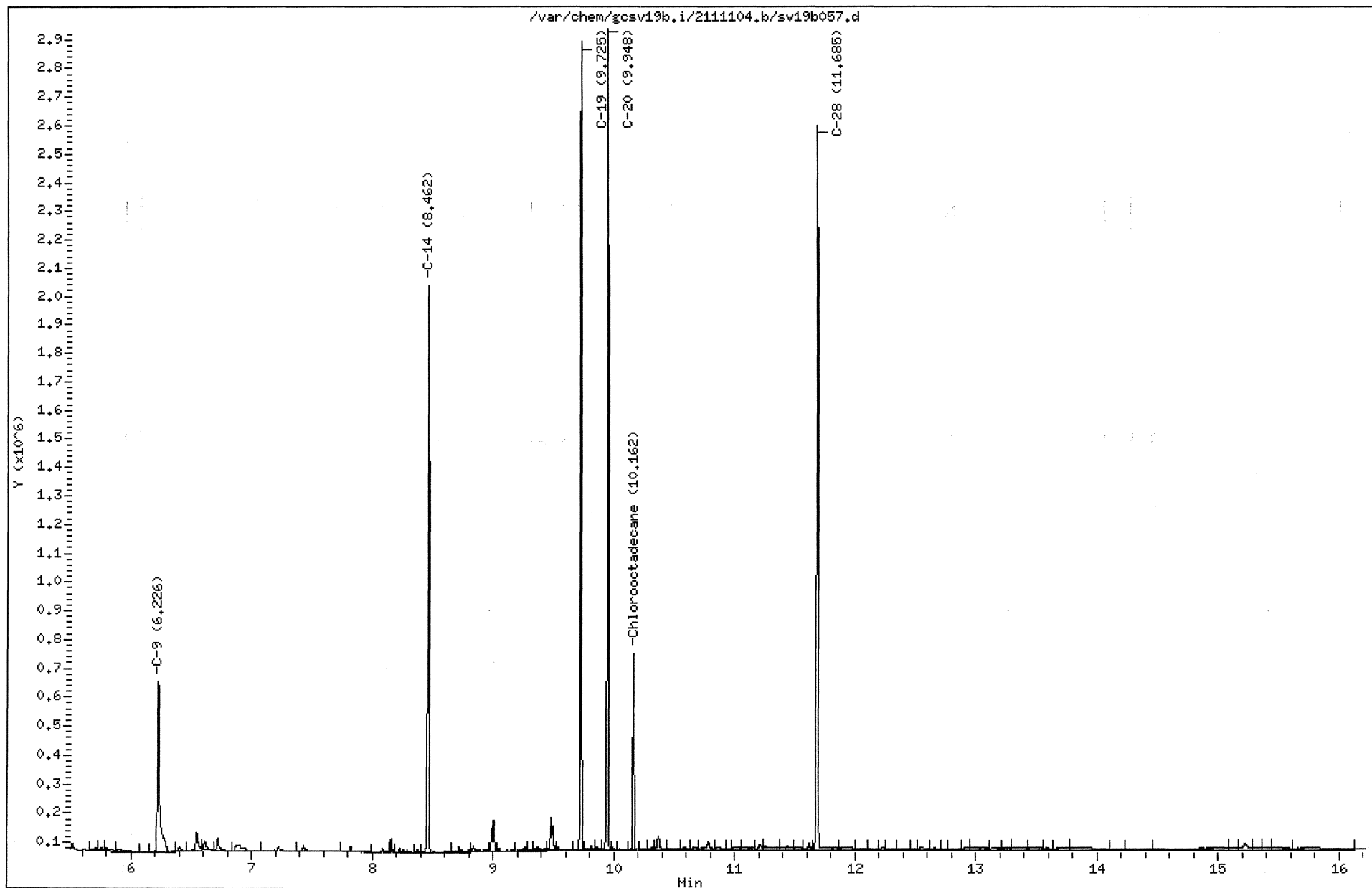
Sample Info: 1002044*1 lcs

Volume Injected (uL): 1.0

Operator: smh

Column phase: DB-5MS-30M

Column diameter: 0.25



1D
ORGANICS ANALYSIS DATA SHEET

Lab Name: GCAL Sample ID: LCS1004105
 Lab Code: LA024 Case No.: _____ Contract: _____
 Matrix: Water SAS No.: _____ SDG No.: 211110257
 Sample wt/vol: 1000 Units: mL Lab Sample ID: 1004105
 Level: (low/med) LOW Date Collected: _____ Time: _____
 % Moisture: _____ decanted: (Y/N) _____ Date Received: _____
 GC Column: DB-5MS-30M ID: .25 (mm) Date Extracted: 11/08/11
 Concentrated Extract Volume: 2000 (µL) Date Analyzed: 11/10/11 Time: 1603
 Soil Aliquot Volume: _____ (µL) Dilution Factor: 1 Analyst: SMH
 Injection Volume: 1 (µL) Prep Method: MASS EPH
 GPC Cleanup: (Y/N) N pH: _____ Analytical Method: MASSEPH
 Prep Batch: 468721 Analytical Batch: 469140 Sulfur Cleanup: (Y/N) N Instrument ID: GCS19B
 CONCENTRATION UNITS: ug/L Lab File ID: 2111110/sv19b056

CAS NO.	COMPOUND	RESULT	Q	MDL	LOD	LOQ
GCSV-02-22	C11-C22 Aromatics	188		42.1	42.1	100
GCSV-02-23	C9-C18 Aliphatic Hydrocarbons	51.9	J	21.8	21.8	100
GCSV-02-24	C19-C36 Aliphatic Hydrocarbons	101		31.3	60.0	100

GCAL, Inc.

Data file : /var/chem/gcsv19b.i/2111110.b/sv19b056.d
 Lab Smp Id: 1004105 Client Smp ID: 1 LCS
 Inj Date : 10-NOV-2011 16:03
 Operator : smh Inst ID: gcsv19b.i
 Smp Info : 1004105*1 LCS
 Misc Info :
 Comment :
 Method : /var/chem/gcsv19b.i/2111110.b/AROEPHmass.m
 Meth Date : 11-Nov-2011 15:43 dlb Quant Type: ESTD
 Cal Date : 03-NOV-2011 13:18 Cal File: sv19b053s.d
 Als bottle: 56 QC Sample: LCS
 Dil Factor: 1.00000
 Integrator: HP Genie Compound Sublist: all.sub
 Target Version: 3.50
 Processing Host: org.gcal.com

Concentration Formula: Amt * DF * Uf * Vt/(Vo * Vi) * CpndVariable

Name	Value	Description
DF	1.00000	Dilution Factor
Vo	1000.00000	Volume of sample extracted (mL)
Vt	2000.00000	Volume of final extract (uL)
Vi	1.00000	Volume injected (uL)
Uf	1.00000	Correction factor

Cpnd Variable

Local Compound Variable

Compounds	RT	EXP RT	DLT RT	RESPONSE	CONCENTRATIONS	
					ON-COLUMN (UG/ML)	FINAL (ug/L)
1 Naphthalene	7.871	7.880	-0.009	47838120	16.8316	33.7
\$ 3 2-Fluorobiphenyl	8.448	8.454	-0.006	46838239	19.0594	38.1
\$ 5 2-Bromonaphthalene	8.833	8.838	-0.005	27212745	17.3465	34.7
6 Acenaphthene	8.850	8.858	-0.008	60129675	20.6620	41.3
9 Anthracene	9.682	9.688	-0.006	50757402	19.1249	38.2
\$ 10 O-Terphenyl	9.818	9.822	-0.004	48148931	16.3283	32.7
\$ 11 Chloro-octadecane	10.160	10.158	0.002	25956734	9.47499	18.9
13 Pyrene	10.465	10.467	-0.002	52673131	18.4463	36.9
15 Chrysene	11.239	11.250	-0.011	52294743	19.0289	38.1
M 22 Arom C11-C22				263693071	94.0938	188
M 113 Total Surrogate Area				148156649		(a)

QC Flag Legend

a - Target compound detected but, quantitated amount
Below Limit Of Quantitation(BLOQ).

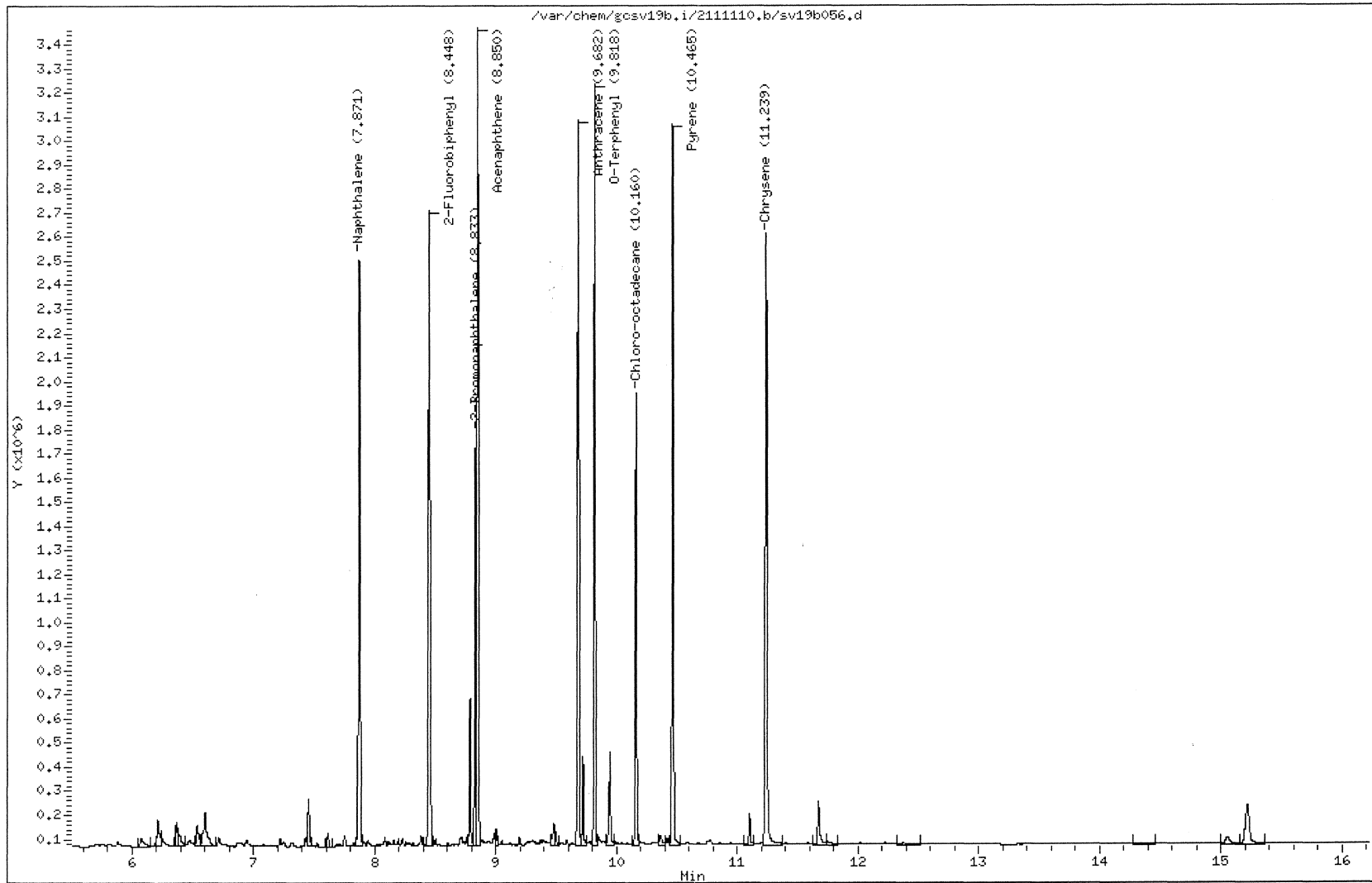
Data File: /var/chem/gosv19b.i/2111110.b/sv19b056.d
Date : 10-NOV-2011 16:03
Client ID: 1 LCS
Sample Info: 1004105*1 LCS
Volume Injected (UL): 1.0
Column phase: DB-5MS-30M

Page 1

Instrument: gosv19b.i

Operator: smh

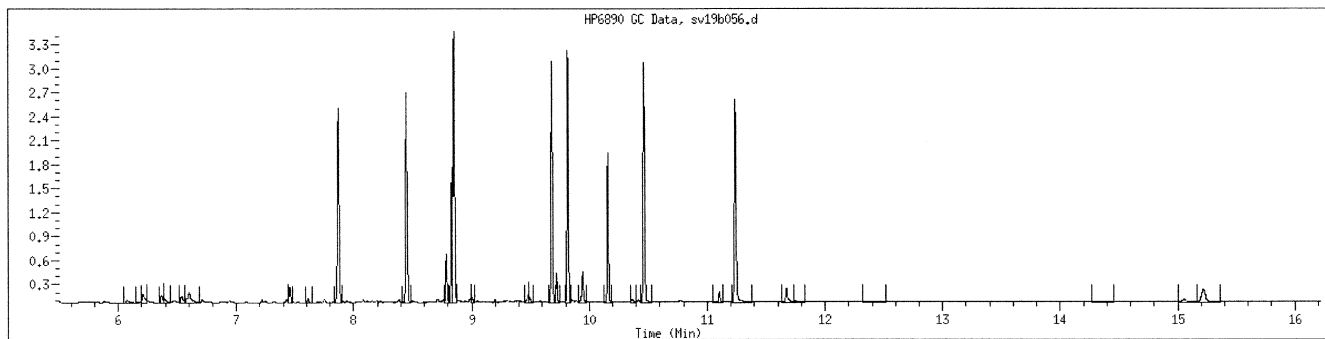
Column diameter: 0.25



211110257 166

MANUAL INTEGRATION GRAPHIC REPORT

Lab ID : 1004105 SampleType : LCS
Injection Date: 11/10/2011 16:03 Instrument : gcsv19b.i
Operator : smh
Sample Info : 1004105*1 LCS
Misc Info :
Method : /var/chem/gcsv19b.i/2111110.b/AROEPhmass.m
Dilution : 1.00
Matrix : WATER
Integrator : HP Genie Compound Sublist: all



NO MANUAL INTEGRATIONS

GCAL, Inc.

Data file : /var/chem/gcsv19b.i/2111110.b/sv19b057.d
 Lab Smp Id: 1004105 Client Smp ID: 1 LCS
 Inj Date : 10-NOV-2011 16:27
 Operator : smh Inst ID: gcsv19b.i
 Smp Info : 1004105*1 LCS
 Misc Info :
 Comment :
 Method : /var/chem/gcsv19b.i/2111110.b/ALPHEPHmass.m
 Meth Date : 11-Nov-2011 15:21 dlb Quant Type: ESTD
 Cal Date : 03-NOV-2011 14:30 Cal File: sv19b056.d
 Als bottle: 57 QC Sample: LCS
 Dil Factor: 1.00000
 Integrator: HP Genie Compound Sublist: ALmasseph.sub
 Target Version: 3.50

Concentration Formula: Amt * DF * Uf * Vt / (Vo * Vi) * CpndVariable

Name	Value	Description
DF	1.00000	Dilution Factor
Vo	1000.00000	Volume of sample extracted (mL)
Vt	2000.00000	Volume of final extract (uL)
Vi	1.00000	Volume injected (uL)
Uf	1.00000	Correction factor

Cpnd Variable Local Compound Variable

Compounds	RT	EXP RT	DLT RT	RESPONSE	CONCENTRATIONS	
					ON-COLUMN (UG/ML)	FINAL (ug/L)
1 C-9	6.224	6.232	-0.008	30157800	11.0901	22.2
6 C-14	8.461	8.470	-0.009	42709583	14.8393	29.7
M 11 Alip C9-C18				72867383	25.9294	51.9
12 C-19	9.723	9.773	-0.050	51247556	16.9849	34.0
13 C-20	9.945	9.956	-0.011	52736163	17.3172	34.6
\$ 15 Chlorooctadecane	10.160	10.215	-0.055	27978107	10.2125	20.4
22 C-28	11.681	11.721	-0.040	50693086	16.3738	32.7(H)
M 24 Alip C19-C36				154676805	50.6759	101

QC Flag Legend

H - Operator selected an alternate compound hit.

Date : 10-NOV-2011 16:27

Client ID: 1 LCS

Instrument: gosv19b.i

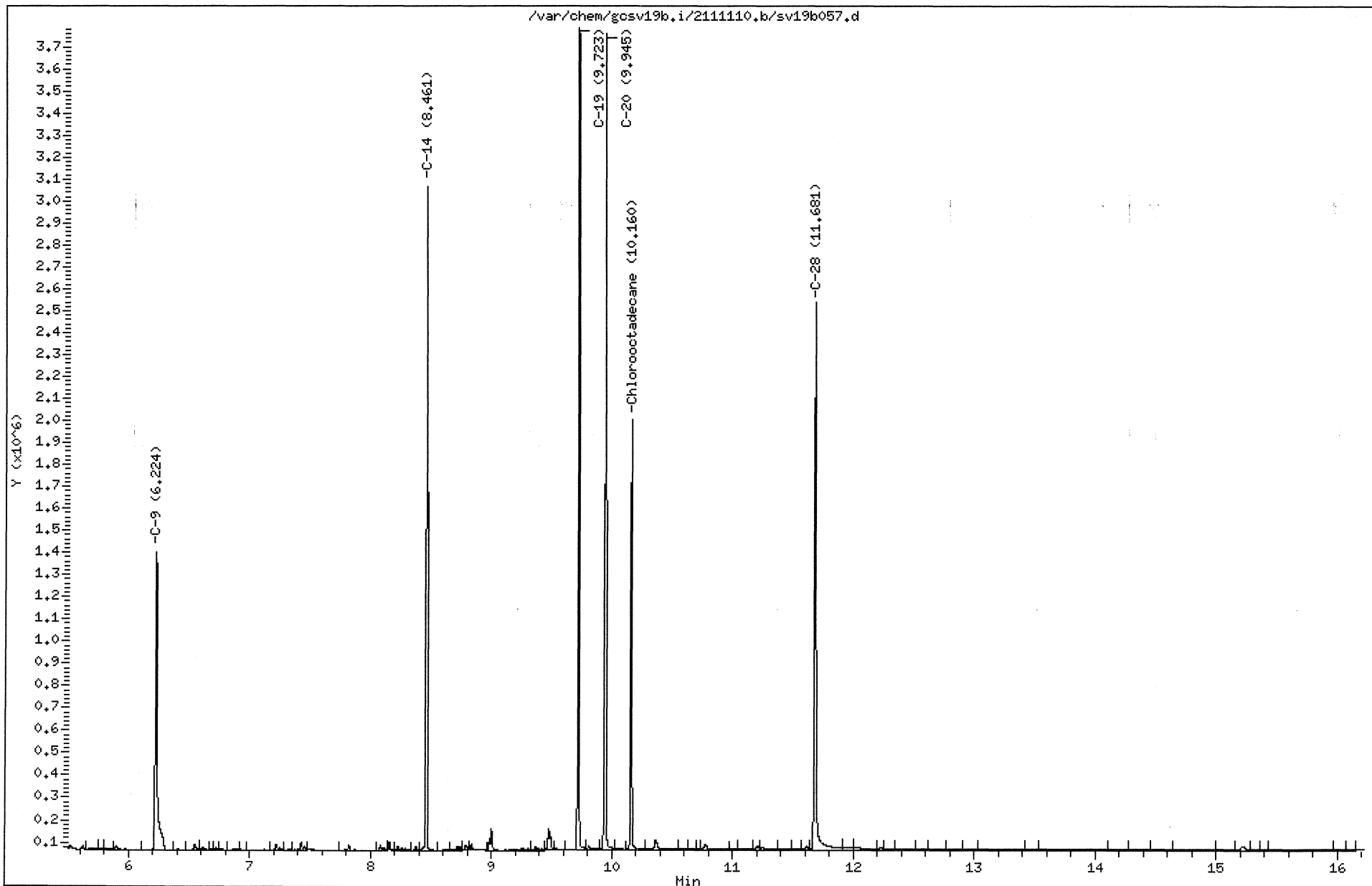
Sample Info: 1004105*1 LCS

Volume Injected (uL): 1.0

Operator: smh

Column phase: DB-5MS-30M

Column diameter: 0.25



1D
ORGANICS ANALYSIS DATA SHEET

Lab Name: GCAL Sample ID: LCSD1002045
 Lab Code: LA024 Case No.: _____ Contract: _____
 Matrix: Water SAS No.: _____ SDG No.: 211110257
 Sample wt/vol: 1000 Units: mL Lab Sample ID: 1002045
 Level: (low/med) LOW Date Collected: _____ Time: _____
 % Moisture: _____ decanted: (Y/N) _____ Date Received: _____
 GC Column: DB-5MS-30M ID: .25 (mm) Date Extracted: 11/02/11
 Concentrated Extract Volume: 2000 (µL) Date Analyzed: 11/04/11 Time: 1254
 Soil Aliquot Volume: _____ (µL) Dilution Factor: 1 Analyst: SMH
 Injection Volume: 1 (µL) Prep Method: MASS EPH
 GPC Cleanup: (Y/N) N pH: _____ Analytical Method: MASSEPH
 Prep Batch: 468306 Analytical Batch: 468719 Sulfur Cleanup: (Y/N) N Instrument ID: GCS19B
 CONCENTRATION UNITS: ug/L Lab File ID: 2111104/sv19b058

CAS NO.	COMPOUND	RESULT	Q	MDL	LOD	LOQ
GCSV-02-22	C11-C22 Aromatics	178		42.1	42.1	100
GCSV-02-23	C9-C18 Aliphatic Hydrocarbons	42.8	J	21.8	21.8	100
GCSV-02-24	C19-C36 Aliphatic Hydrocarbons	107		31.3	60.0	100

GCAL, Inc.

Data file : /var/chem/gcsv19b.i/2111104.b/sv19b058.d
 Lab Smp Id: 1002045 Client Smp ID: 1 lcsd
 Inj Date : 04-NOV-2011 12:54
 Operator : smh Inst ID: gcsv19b.i
 Smp Info : 1002045* 1 lcsd
 Misc Info :
 Comment :
 Method : /var/chem/gcsv19b.i/2111104.b/AROEPHmass.m
 Meth Date : 08-Nov-2011 14:38 smh Quant Type: ESTD
 Cal Date : 03-NOV-2011 13:18 Cal File: sv19b053s.d
 Als bottle: 58 QC Sample: LCS
 Dil Factor: 1.00000
 Integrator: HP Genie Compound Sublist: all.sub
 Target Version: 3.50
 Processing Host: org.gcal.com

Concentration Formula: Amt * DF * Uf * Vt / (Vo * Vi) * CpndVariable

Name	Value	Description
DF	1.00000	Dilution Factor
Vo	1000.00000	Volume of sample extracted (mL)
Vt	2000.00000	Volume of final extract (uL)
Vi	1.00000	Volume injected (uL)
Uf	1.00000	Correction factor

Cpnd Variable Local Compound Variable

Compounds	RT	EXP RT	DLT RT	RESPONSE	CONCENTRATIONS	
					ON-COLUMN (UG/ML)	FINAL (ug/L)
1 Naphthalene	7.874	7.881	-0.007	40000849	14.0741	28.1
\$ 3 2-Fluorobiphenyl	8.450	8.454	-0.004	46349541	18.8605	37.7
\$ 5 2-Bromonaphthalene	8.835	8.839	-0.004	20673921	13.1784	26.4
6 Acenaphthene	8.853	8.858	-0.005	49744175	17.0933	34.2
9 Anthracene	9.684	9.688	-0.004	51042404	19.2323	38.5
\$ 10 O-Terphenyl	9.820	9.823	-0.003	49005695	16.6189	33.2
\$ 11 Chloro-octadecane	10.161	10.174	-0.013	19595722	7.15303	14.3 (R)
13 Pyrene	10.468	10.468	0.000	53601757	18.7715	37.5
15 Chrysene	11.241	11.245	-0.004	54372724	19.7851	39.6
M 22 Arom C11-C22				248761909	88.9563	178
M 113 Total Surrogate Area				135624879		(a)

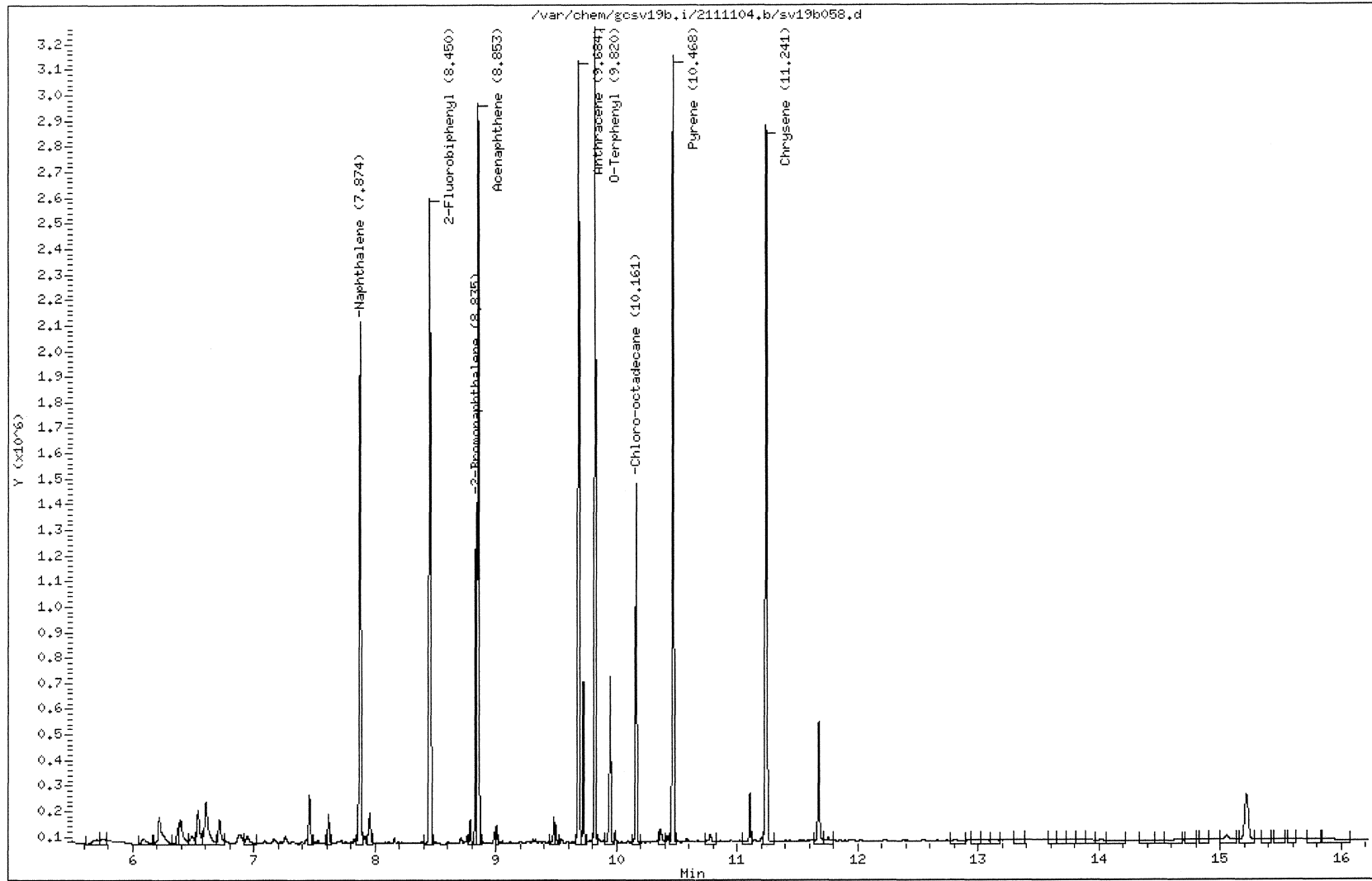
QC Flag Legend

- a - Target compound detected but, quantitated amount
Below Limit Of Quantitation(BLOQ).
- R - Spike/Surrogate failed recovery limits.

Data File: /var/chem/gosv19b.i/2111104.b/sv19b058.d
Date : 04-NOV-2011 12:54
Client ID: 1 load
Sample Info: 1002045x 1 load
Volume Injected (UL): 1.0
Column phase: DB-5MS-30M

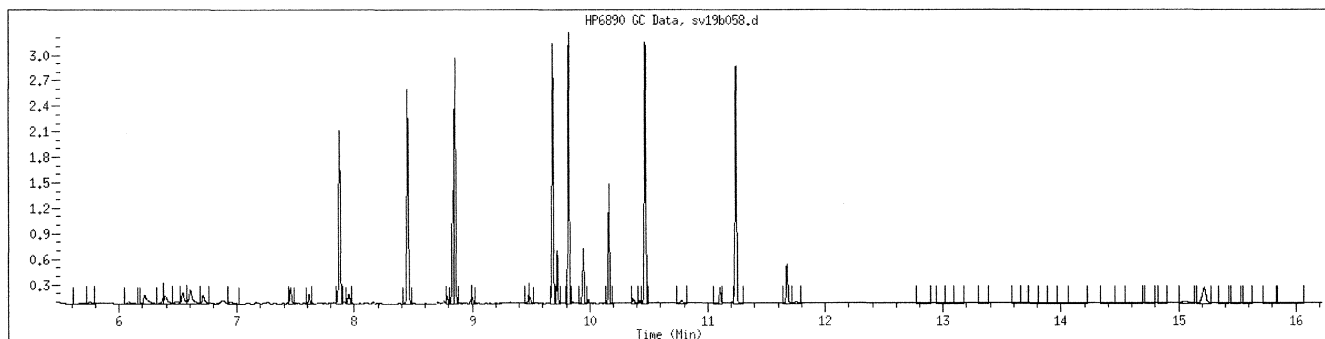
Page 1

Instrument: gosv19b.i
Operator: smh
Column diameter: 0.25



MANUAL INTEGRATION GRAPHIC REPORT

Lab ID : 1002045 SampleType : LCS
Injection Date: 11/04/2011 12:54 Instrument : qcsv19b.i
Operator : smh
Sample Info : 1002045* 1 lcsd
Misc Info :
Method : /var/chem/gcsv19b.i/2111104.b/AROEPhmass.m
Dilution : 1.00
Matrix : WATER
Integrator : HP Genie Compound Sublist: all



NO MANUAL INTEGRATIONS

GCAL, Inc.

Data file : /var/chem/gcsv19b.i/2111104.b/sv19b059.d
 Lab Smp Id: 1002045 Client Smp ID: 1 lcsd
 Inj Date : 04-NOV-2011 13:18
 Operator : smh Inst ID: gcsv19b.i
 Smp Info : 1002045*1 lcsd
 Misc Info :
 Comment :
 Method : /var/chem/gcsv19b.i/2111104.b/ALPHEPHmass.m
 Meth Date : 08-Nov-2011 13:36 smh Quant Type: ESTD
 Cal Date : 03-NOV-2011 14:30 Cal File: sv19b056.d
 Als bottle: 59 QC Sample: LCS
 Dil Factor: 1.00000
 Integrator: HP Genie Compound Sublist: ALmasseph.sub
 Target Version: 3.50
 Processing Host: org.gcal.com

Concentration Formula: Amt * DF * Uf * Vt/(Vo * Vi) * CpndVariable

Name	Value	Description
DF	1.00000	Dilution Factor
Vo	1000.00000	Volume of sample extracted (mL)
Vt	2000.00000	Volume of final extract (uL)
Vi	1.00000	Volume injected (uL)
Uf	1.00000	Correction factor

Cpnd Variable

Local Compound Variable

Compounds	RT	EXP RT	DLT RT	RESPONSE	CONCENTRATIONS	
					ON-COLUMN (UG/ML)	FINAL (ug/L)
1 C-9	6.226	6.232	-0.006	21810061	8.02035	16.0 (R)
6 C-14	8.463	8.471	-0.008	38518082	13.3830	26.8
M 11 Alip C9-C18				60328143	21.4033	42.8
12 C-19	9.726	9.774	-0.048	52318452	17.3398	34.7
13 C-20	9.949	9.957	-0.008	53612108	17.6048	35.2
\$ 15 Chlorooctadecane	10.163	10.216	-0.053	36556049	13.3437	26.7
22 C-28	11.684	11.724	-0.040	56923833	18.3863	36.8
M 24 Alip C19-C36				162854393	53.3310	107

QC Flag Legend

R - Spike/Surrogate failed recovery limits.

Date : 04-NOV-2011 13:18

Client ID: 1 lcsd

Instrument: gosv19b.i

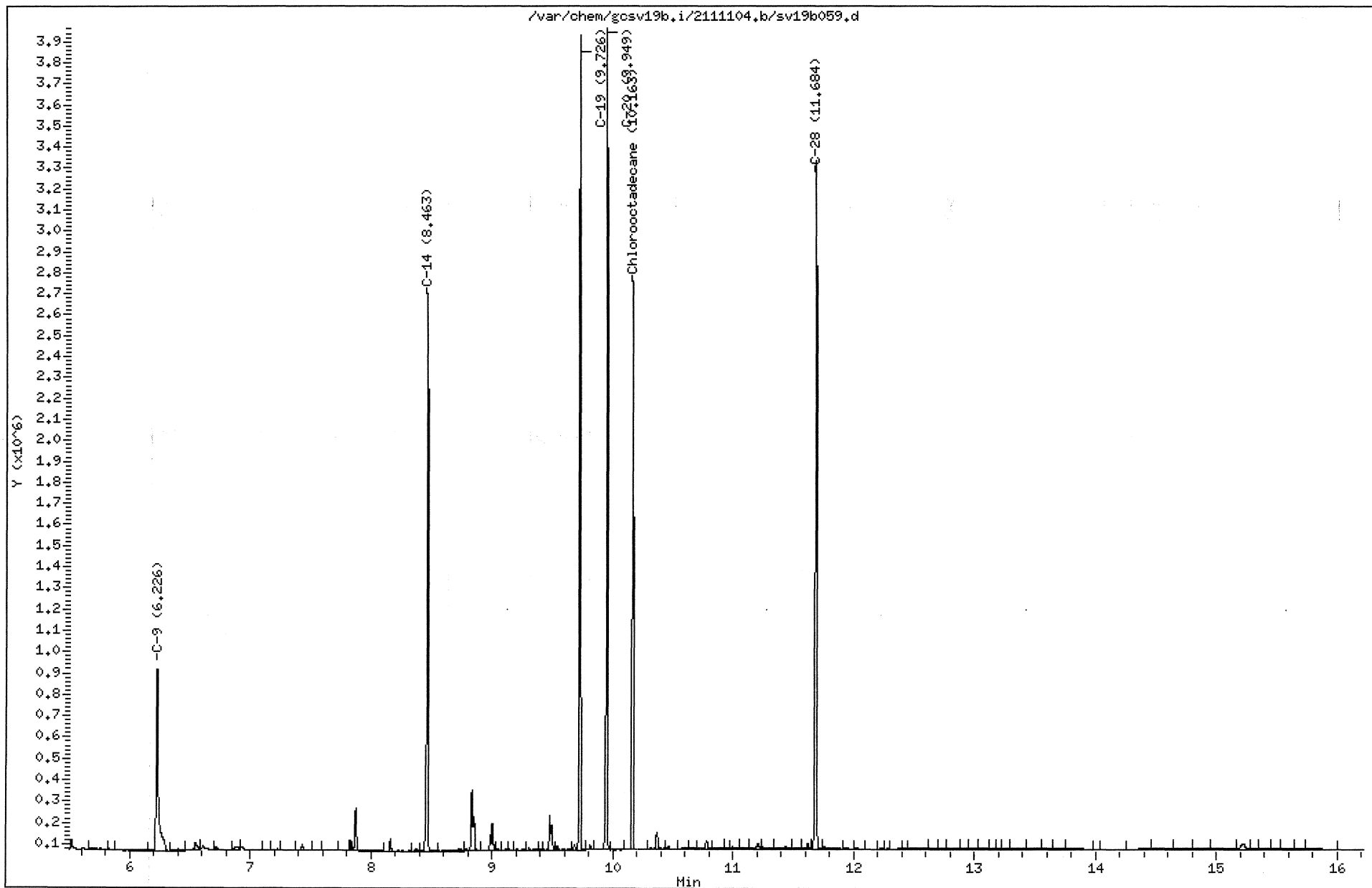
Sample Info: 1002045*1 lcsd

Volume Injected (uL): 1.0

Operator: smh

Column phase: DB-5MS-30M

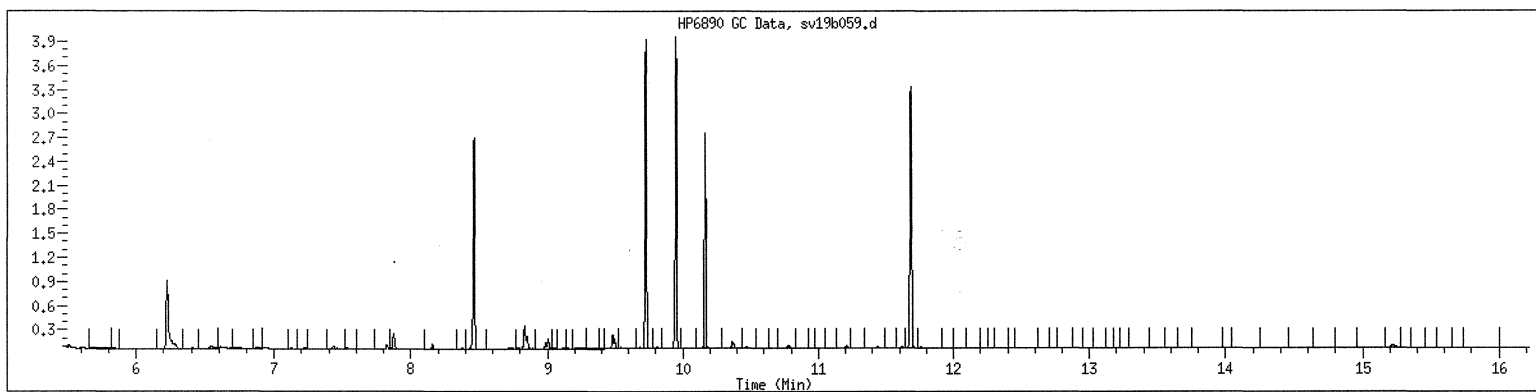
Column diameter: 0.25



211110257 177

MANUAL INTEGRATION GRAPHIC REPORT

Lab ID : 1002045 SampleType : LCS
Injection Date: 11/04/2011 13:18 Instrument : gcsv19b.i
Operator : smh
Sample Info : 1002045*1 lcsd
Misc Info :
Method : /var/chem/gcsv19b.i/2111104.b/ALPHEPHmass.m
Dilution : 1.00
Matrix : WATER
Integrator : HP Genie Compound Sublist: ALmasseph



NO MANUAL INTEGRATIONS

1D
ORGANICS ANALYSIS DATA SHEET

Lab Name: GCAL Sample ID: LCSD1004106
 Lab Code: LA024 Case No.: _____ Contract: _____
 Matrix: Water SAS No.: _____ SDG No.: 211110257
 Sample wt/vol: 1000 Units: mL Lab Sample ID: 1004106
 Level: (low/med) LOW Date Collected: _____ Time: _____
 % Moisture: _____ decanted: (Y/N) _____ Date Received: _____
 GC Column: DB-5MS-30M ID: .25 (mm) Date Extracted: 11/08/11
 Concentrated Extract Volume: 2000 (µL) Date Analyzed: 11/10/11 Time: 1651
 Soil Aliquot Volume: _____ (µL) Dilution Factor: 1 Analyst: SMH
 Injection Volume: 1 (µL) Prep Method: MASS EPH
 GPC Cleanup: (Y/N) N pH: _____ Analytical Method: MASSEPH
 Prep Batch: 468721 Analytical Batch: 469140 Sulfur Cleanup: (Y/N) N Instrument ID: GCS19B
 CONCENTRATION UNITS: ug/L Lab File ID: 2111110/sv19b058

CAS NO.	COMPOUND	RESULT	Q	MDL	LOD	LOQ
GCSV-02-22	C11-C22 Aromatics	191		42.1	42.1	100
GCSV-02-23	C9-C18 Aliphatic Hydrocarbons	52.8	J	21.8	21.8	100
GCSV-02-24	C19-C36 Aliphatic Hydrocarbons	94.2	J	31.3	60.0	100

GCAL, Inc.

Data file : /var/chem/gcsv19b.i/2111110.b/sv19b058.d
 Lab Smp Id: 1004106 Client Smp ID: 1 LCSD
 Inj Date : 10-NOV-2011 16:51
 Operator : smh Inst ID: gcsv19b.i
 Smp Info : 1004106*1 LCSD
 Misc Info :
 Comment :
 Method : /var/chem/gcsv19b.i/2111110.b/AROEPHmass.m
 Meth Date : 11-Nov-2011 15:43 dlb Quant Type: ESTD
 Cal Date : 03-NOV-2011 13:18 Cal File: sv19b053s.d
 Als bottle: 58 QC Sample: LCS
 Dil Factor: 1.00000
 Integrator: HP Genie Compound Sublist: all.sub
 Target Version: 3.50
 Processing Host: org.gcal.com

Concentration Formula: Amt * DF * Uf * Vt / (Vo * Vi) * CpndVariable

Name	Value	Description
DF	1.00000	Dilution Factor
Vo	1000.00000	Volume of sample extracted (mL)
Vt	2000.00000	Volume of final extract (uL)
Vi	1.00000	Volume injected (uL)
Uf	1.00000	Correction factor

Cpnd Variable Local Compound Variable

Compounds	RT	EXP RT	DLT RT	RESPONSE	CONCENTRATIONS	
					ON-COLUMN (UG/ML)	FINAL (ug/L)
1 Naphthalene	7.871	7.880	-0.009	49288016	17.3418	34.7
\$ 3 2-Fluorobiphenyl	8.448	8.454	-0.006	48539862	19.7518	39.5
\$ 5 2-Bromonaphthalene	8.833	8.838	-0.005	27183500	17.3278	34.7
6 Acenaphthene	8.851	8.858	-0.007	61175611	21.0214	42.0
9 Anthracene	9.683	9.688	-0.005	51333879	19.3421	38.7
\$ 10 O-Terphenyl	9.820	9.822	-0.002	49367854	16.7417	33.5
\$ 11 Chloro-octadecane	10.163	10.158	0.005	32943730	12.0255	24.1
13 Pyrene	10.469	10.467	0.002	53212368	18.6352	37.3
15 Chrysene	11.245	11.250	-0.005	52943561	19.2650	38.5
M 22 Arom C11-C22				267953435	95.6055	191
M 113 Total Surrogate Area				158034946		(a)

QC Flag Legend

a - Target compound detected but, quantitated amount
Below Limit Of Quantitation(BLOQ).

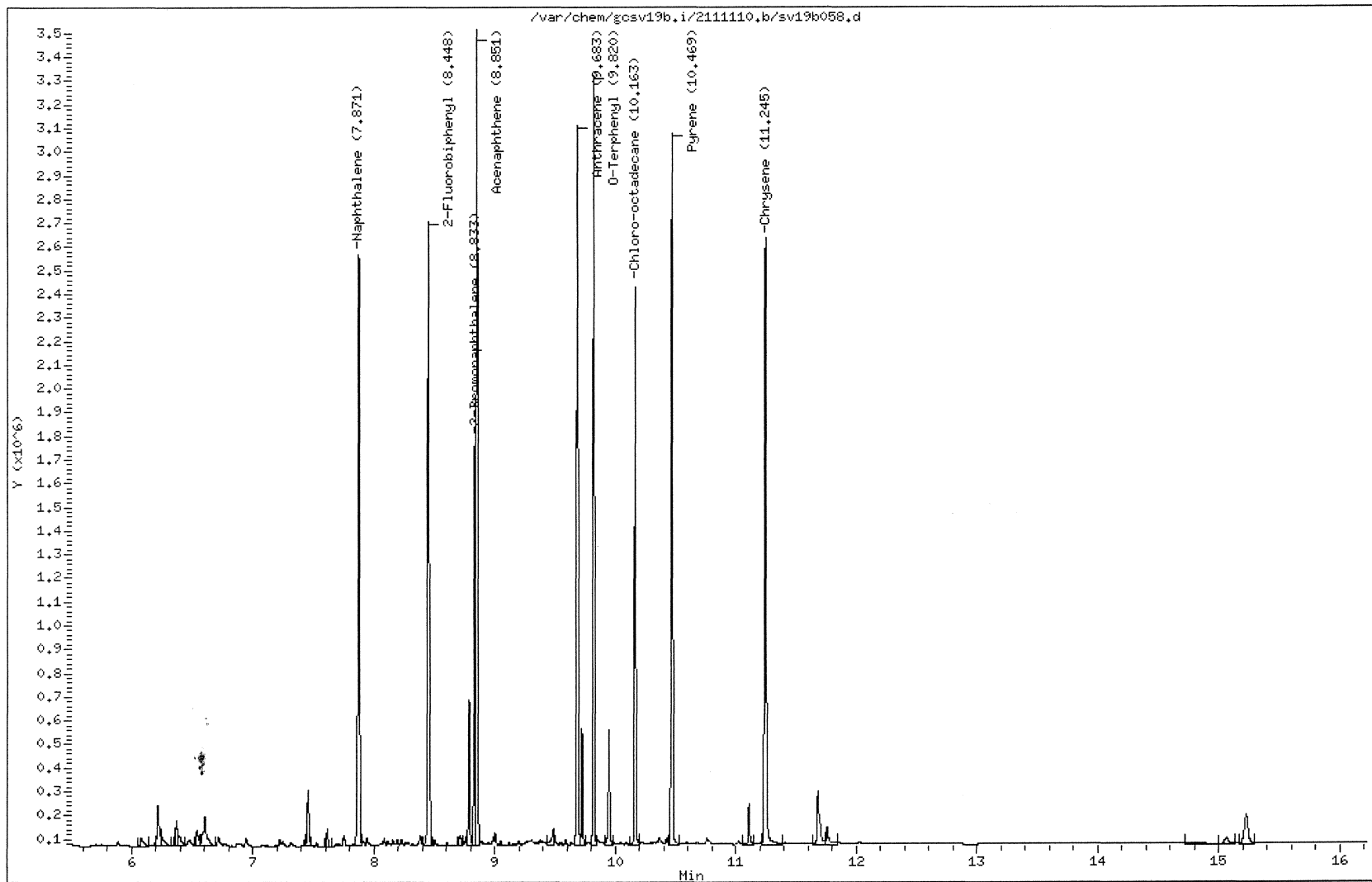
Data File: /var/chem/gosv19b.i/2111110,b/sv19b058.d
Date : 10-NOV-2011 16:51
Client ID: 1 LCSD
Sample Info: 1004106M1 LCSD
Volume Injected (UL): 1.0
Column phase: DB-5MS-30M

Page 1

Instrument: gosv19b.i

Operator: smh

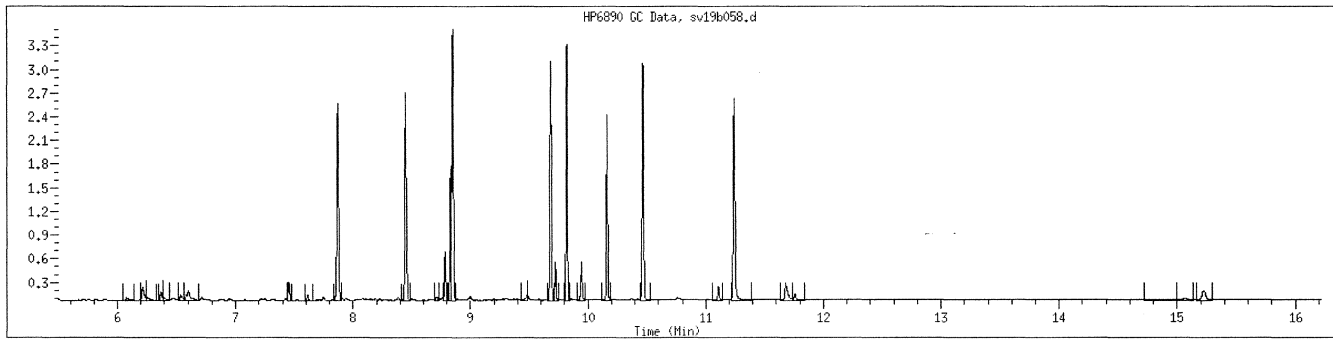
Column diameter: 0.25



211110257 182

MANUAL INTEGRATION GRAPHIC REPORT

Lab ID : 1004106 SampleType : LCS
Injection Date: 11/10/2011 16:51 Instrument : gcsv19b.i
Operator : smh
Sample Info : 1004106*1 LCS
Misc Info :
Method : /var/chem/gcsv19b.i/2111110.b/AROEPMass.m
Dilution : 1.00
Matrix : WATER
Integrator : HP Genie Compound Sublist: all



NO MANUAL INTEGRATIONS

GCAL, Inc.

Data file : /var/chem/gcsv19b.i/2111110.b/sv19b059.d
 Lab Smp Id: 1004106 Client Smp ID: 1 LCSD
 Inj Date : 10-NOV-2011 17:15
 Operator : smh Inst ID: gcsv19b.i
 Smp Info : 1004106*1 LCSD
 Misc Info :
 Comment :
 Method : /var/chem/gcsv19b.i/2111110.b/ALPHEPHmass.m
 Meth Date : 11-Nov-2011 15:05 dlb Quant Type: ESTD
 Cal Date : 03-NOV-2011 14:30 Cal File: sv19b056.d
 Als bottle: 59 QC Sample: LCS
 Dil Factor: 1.00000
 Integrator: HP Genie Compound Sublist: ALmasseph.sub
 Target Version: 3.50

Concentration Formula: Amt * DF * Uf * Vt/(Vo * Vi) * CpndVariable

Name	Value	Description
DF	1.00000	Dilution Factor
Vo	1000.00000	Volume of sample extracted (mL)
Vt	2000.00000	Volume of final extract (uL)
Vi	1.00000	Volume injected (uL)
Uf	1.00000	Correction factor

Cpnd Variable

Local Compound Variable

Compounds	RT	EXP RT	DLT RT	RESPONSE	CONCENTRATIONS	
					ON-COLUMN (UG/ML)	FINAL (ug/L)
1 C-9	6.224	6.232	-0.008	31225286	11.4827	23.0
6 C-14	8.461	8.470	-0.009	42882291	14.8993	29.8
M 11 Alip C9-C18				74107577	26.3820	52.8
12 C-19	9.724	9.773	-0.049	49945153	16.5533	33.1
13 C-20	9.947	9.956	-0.009	50271463	16.5078	33.0
\$ 15 Chlorooctadecane	10.161	10.215	-0.054	21612655	7.88904	15.8 (R)
22 C-28	11.682	11.721	-0.039	43492976	14.0482	28.1
M 24 Alip C19-C36				143709592	47.1092	94.2

QC Flag Legend

R - Spike/Surrogate failed recovery limits.

Date : 10-NOV-2011 17:15

Client ID: 1 LCSD

Sample Info: 1004106*1 LCSD

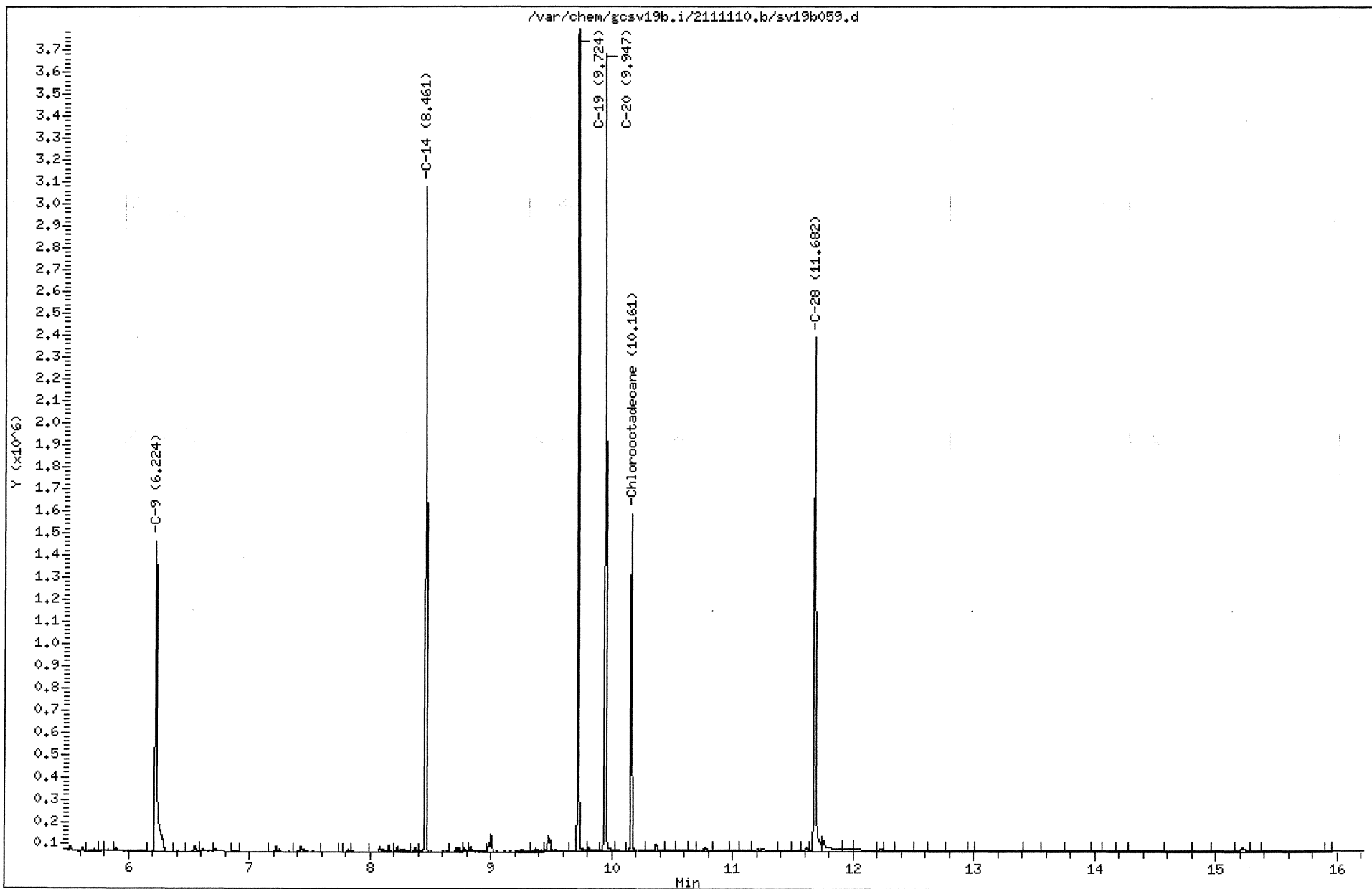
Volume Injected (uL): 1.0

Column phase: DB-5MS-30M

Instrument: gosv19b,i

Operator: smh

Column diameter: 0.25



1D
ORGANICS ANALYSIS DATA SHEET

Lab Name: GCAL Sample ID: ES047 MS
 Lab Code: LA024 Case No.: _____ Contract: _____
 Matrix: Water SAS No.: _____ SDG No.: 211110257
 Sample wt/vol: 980 Units: mL Lab Sample ID: 21110312403
 Level: (low/med) LOW Date Collected: 10/24/11 Time: 0830
 % Moisture: _____ decanted: (Y/N) _____ Date Received: 10/29/11
 GC Column: DB-5MS-30M ID: .25 (mm) Date Extracted: 11/02/11
 Concentrated Extract Volume: 2000 (µL) Date Analyzed: 11/04/11 Time: 1747
 Soil Aliquot Volume: _____ (µL) Dilution Factor: 1 Analyst: SMH
 Injection Volume: 1 (µL) Prep Method: MASS EPH
 GPC Cleanup: (Y/N) N pH: _____ Analytical Method: MASSEPH
 Prep Batch: 468306 Analytical Batch: 468719 Sulfur Cleanup: (Y/N) N Instrument ID: GCS19B
 CONCENTRATION UNITS: ug/L Lab File ID: 2111104/sv19b070s

CAS NO.	COMPOUND	RESULT	Q	MDL	LOD	LOQ
GCSV-02-22	C11-C22 Aromatics	310		43.0	43.0	102
GCSV-02-23	C9-C18 Aliphatic Hydrocarbons	74.0	J	22.2	22.2	102
GCSV-02-24	C19-C36 Aliphatic Hydrocarbons	120		31.9	61.2	102

GCAL, Inc.

Data file : /var/chem/gcsv19b.i/2111104.b/sv19b070.d
 Lab Smp Id: 21110312403 Client Smp ID: 1
 Inj Date : 04-NOV-2011 17:47
 Operator : smh Inst ID: gcsv19b.i
 Smp Info : 21110312403*1
 Misc Info :
 Comment :
 Method : /var/chem/gcsv19b.i/2111104.b/AROEPhmass.m
 Meth Date : 08-Nov-2011 14:08 smh Quant Type: ESTD
 Cal Date : 03-NOV-2011 13:18 Cal File: sv19b053s.d
 Als bottle: 70
 Dil Factor: 1.00000
 Integrator: HP Genie Compound Sublist: all.sub
 Target Version: 3.50
 Processing Host: org.gcal.com

Concentration Formula: Amt * DF * Uf * Vt / (Vo * Vi) * CpndVariable

Name	Value	Description
DF	1.00000	Dilution Factor
Vo	980.00000	Volume of sample extracted (mL)
Vt	2000.00000	Volume of final extract (uL)
Vi	1.00000	Volume injected (uL)
Uf	1.00000	Correction factor

Cpnd Variable Local Compound Variable

Compounds	RT	EXP RT	DLT RT	RESPONSE	CONCENTRATIONS	
					ON-COLUMN (UG/ML)	FINAL (ug/L)
1 Naphthalene	8.853	7.881	0.972	569043598	200.215	409 (AM1)
M 22 Arom C11-C22				569043598	200.215	409

QC Flag Legend

- A - Target compound detected but, quantitated amount exceeded maximum amount.
- M1- Compound response manually integrated because Target system did not integrate.

GCAL, Inc.

Data file : /var/chem/gcsv19b.i/2111104.b/sv19b070s.d
 Lab Smp Id: 21110312403 Client Smp ID: 1
 Inj Date : 04-NOV-2011 17:47
 Operator : smh Inst ID: gcsv19b.i
 Smp Info : 21110312403*1 ms
 Misc Info :
 Comment :
 Method : /var/chem/gcsv19b.i/2111104.b/AROEPhmass.m
 Meth Date : 08-Nov-2011 14:38 smh Quant Type: ESTD
 Cal Date : 03-NOV-2011 13:18 Cal File: sv19b053s.d
 Als bottle: 70 QC Sample: LCS
 Dil Factor: 1.00000
 Integrator: HP Genie Compound Sublist: all.sub
 Target Version: 3.50
 Processing Host: org.gcal.com

Concentration Formula: Amt * DF * Uf * Vt / (Vo * Vi) * CpndVariable

Name	Value	Description
DF	1.00000	Dilution Factor
Vo	980.00000	Volume of sample extracted (mL)
Vt	2000.00000	Volume of final extract (uL)
Vi	1.00000	Volume injected (uL)
Uf	1.00000	Correction factor

Cpnd Variable Local Compound Variable

Compounds	RT	EXP RT	DLT RT	RESPONSE	CONCENTRATIONS	
					ON-COLUMN (UG/ML)	FINAL (ug/L)
1 Naphthalene	7.875	7.881	-0.006	51082409	17.9731	36.7
\$ 3 2-Fluorobiphenyl	8.451	8.454	-0.003	53553206	21.7919	44.5
\$ 5 2-Bromonaphthalene	8.835	8.839	-0.004	27196175	17.3359	35.4
6 Acenaphthene	8.853	8.858	-0.005	48371523	16.6216	33.9
9 Anthracene	9.684	9.688	-0.004	41769813	15.7385	32.1
\$ 10 O-Terphenyl	9.819	9.823	-0.004	38965980	13.2142	27.0
\$ 11 Chloro-octadecane	10.160	10.174	-0.014	31113619	11.3574	23.2
13 Pyrene	10.464	10.468	-0.004	42783739	14.9830	30.6
15 Chrysene	11.235	11.245	-0.010	41961095	15.2687	31.2
M 22 Arom C11-C22				225968579	80.5850	164
M 113 Total Surrogate Area				150828980		(a)

QC Flag Legend

a - Target compound detected but, quantitated amount
Below Limit Of Quantitation(BLOQ).

Date : 04-NOV-2011 17:47

Client ID: 1

Instrument: gcsv19b.i

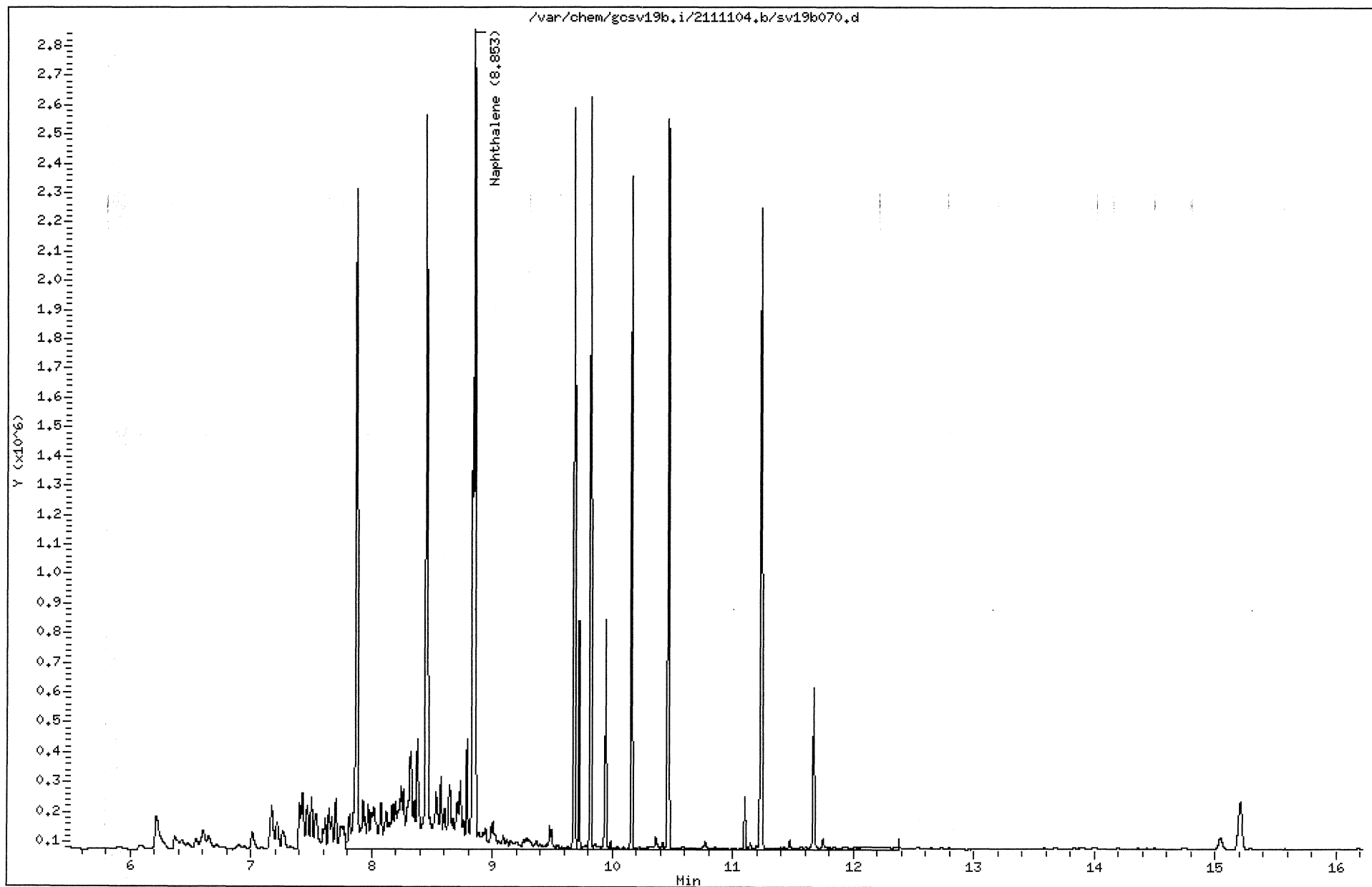
Sample Info: 21110312403*1

Volume Injected (uL): 1.0

Operator: smh

Column phase: DB-5MS-30M

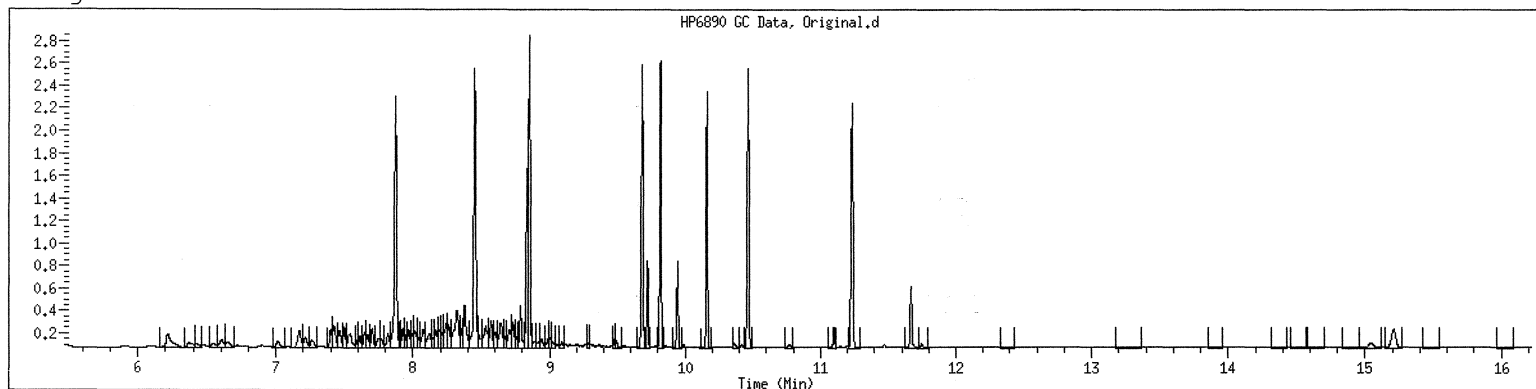
Column diameter: 0.25



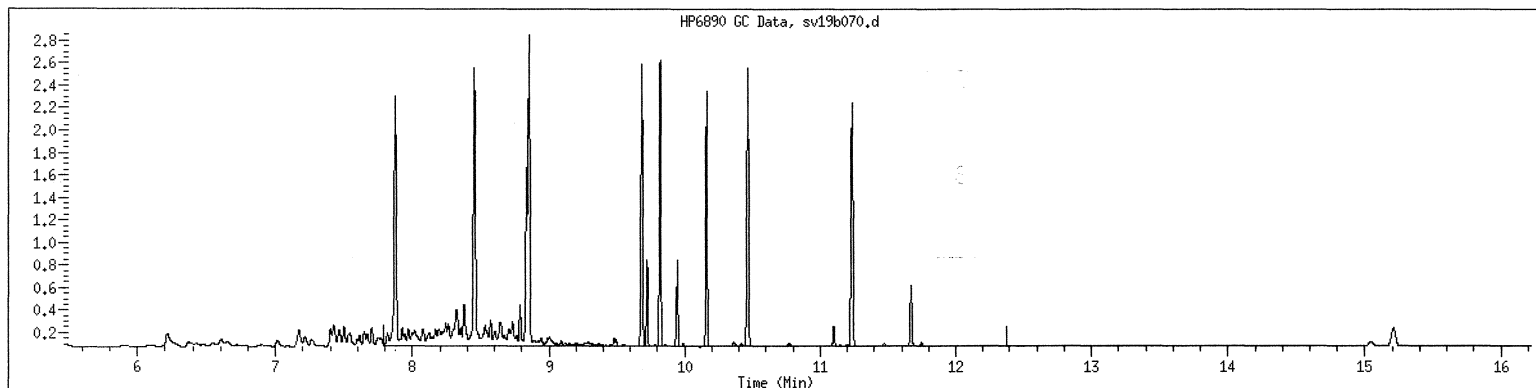
MANUAL INTEGRATION GRAPHIC REPORT

Lab ID : 21110312403 SampleType : SAMPLE
Injection Date: 11/04/2011 17:47 Instrument : gcsv19b.i
Operator : smh
Sample Info : 21110312403*1
Misc Info :
Method : /var/chem/gcsv19b.i/2111104.b/AROEPhmass.m
Dilution : 1.00
Matrix : WATER
Integrator : HP Genie Compound Sublist: all

Original



Final



GCAL, Inc.

Data file : /var/chem/gcsv19b.i/2111104.b/sv19b071.d
 Lab Smp Id: 21110312403 Client Smp ID: 1
 Inj Date : 04-NOV-2011 18:12
 Operator : smh Inst ID: gcsv19b.i
 Smp Info : 21110312403*1 ms
 Misc Info :
 Comment :
 Method : /var/chem/gcsv19b.i/2111104.b/ALPHEPHmass.m
 Meth Date : 08-Nov-2011 13:57 smh Quant Type: ESTD
 Cal Date : 03-NOV-2011 14:30 Cal File: sv19b056.d
 Als bottle: 71
 Dil Factor: 1.00000
 Integrator: HP Genie Compound Sublist: ALmasseph.sub
 Target Version: 3.50
 Processing Host: org.gcal.com

Concentration Formula: Amt * DF * Uf * Vt / (Vo * Vi) * CpndVariable

Name	Value	Description
DF	1.00000	Dilution Factor
Vo	980.00000	Volume of sample extracted (mL)
Vt	2000.00000	Volume of final extract (uL)
Vi	1.00000	Volume injected (uL)
Uf	1.00000	Correction factor

Cpnd Variable Local Compound Variable

Compounds	RT	EXP RT	DLT RT	RESPONSE	CONCENTRATIONS	
					ON-COLUMN (UG/ML)	FINAL (ug/L)
10 C-18	8.463	9.504	-1.041	103155664	34.1429	69.7 (M1)
M 11 Alip C9-C18				103155664	34.1429	69.7
114 C-36	9.946	15.145	-5.199	196172680	67.0530	137 (AM1)
M 24 Alip C19-C36				196172680	67.0530	137

QC Flag Legend

- A - Target compound detected but, quantitated amount exceeded maximum amount.
- M1- Compound response manually integrated because Target system did not integrate.

GCAL, Inc.

Data file : /var/chem/gcsv19b.i/2111104.b/sv19b071s.d
 Lab Smp Id: 21110312403 Client Smp ID: 1
 Inj Date : 04-NOV-2011 18:12
 Operator : smh Inst ID: gcsv19b.i
 Smp Info : 21110312403*1 ms
 Misc Info :
 Comment :
 Method : /var/chem/gcsv19b.i/2111104.b/ALPHEPHmass.m
 Meth Date : 08-Nov-2011 13:57 smh Quant Type: ESTD
 Cal Date : 03-NOV-2011 14:30 Cal File: sv19b056.d
 Als bottle: 71 QC Sample: LCS
 Dil Factor: 1.00000
 Integrator: HP Genie Compound Sublist: ALmasseph.sub
 Target Version: 3.50
 Processing Host: org.gcal.com

Concentration Formula: Amt * DF * Uf * Vt / (Vo * Vi) * CpndVariable

Name	Value	Description
DF	1.00000	Dilution Factor
Vo	980.00000	Volume of sample extracted (mL)
Vt	2000.00000	Volume of final extract (uL)
Vi	1.00000	Volume injected (uL)
Uf	1.00000	Correction factor

Cpnd Variable Local Compound Variable

Compounds	RT	EXP RT	DLT RT	RESPONSE	CONCENTRATIONS	
					ON-COLUMN (UG/ML)	FINAL (ug/L)
1 C-9	6.228	6.232	-0.004	17636810	6.48569	13.2 (R)
6 C-14	8.463	8.471	-0.008	31294950	10.8733	22.2
M 11 Alip C9-C18				48931760	17.3590	35.4
12 C-19	9.724	9.774	-0.050	43646012	14.4655	29.5
13 C-20	9.946	9.957	-0.011	47976180	15.7541	32.2
\$ 15 Chlorooctadecane	10.159	10.217	-0.058	15508787	5.66101	11.6 (R)
22 C-28	11.676	11.725	-0.049	49801516	16.0858	32.8
M 24 Alip C19-C36				141423708	46.3055	94.5

QC Flag Legend

R - Spike/Surrogate failed recovery limits.

Date : 04-NOV-2011 18:12

Client ID: 1

Instrument: gosv19b.i

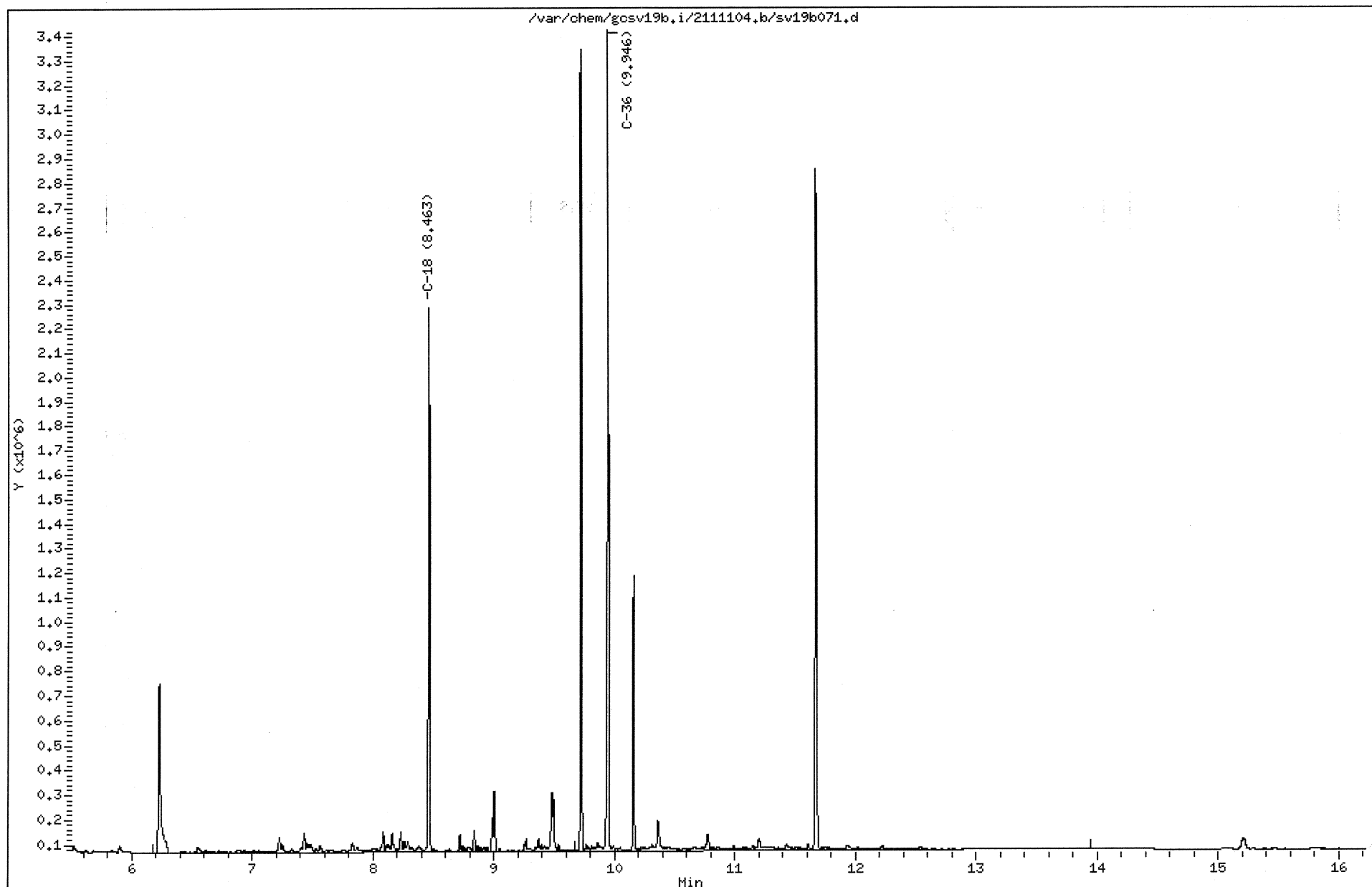
Sample Info: 21110312403*1.ms

Operator: smh

Volume Injected (UL): 1.0

Column diameter: 0.25

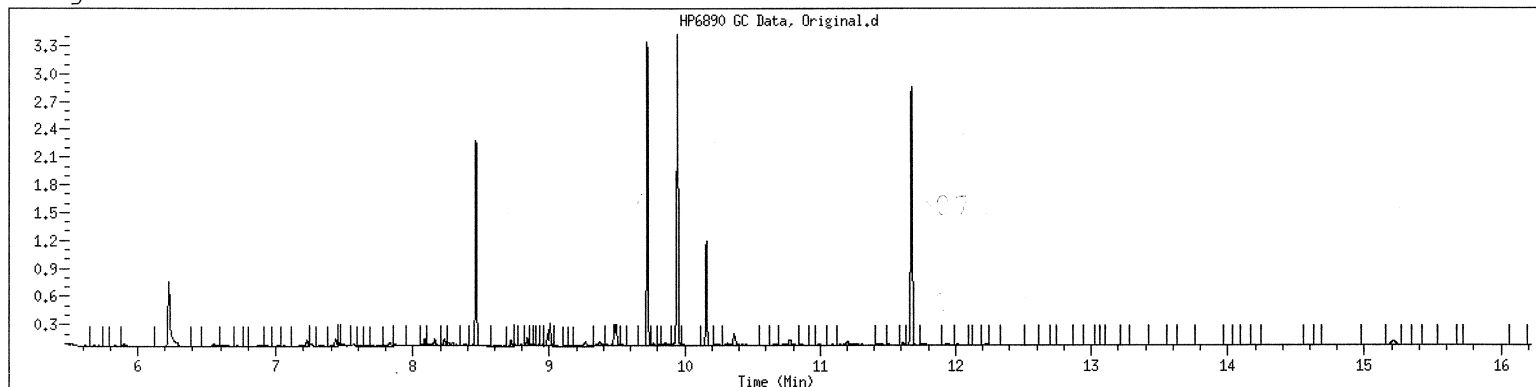
Column phase: DB-5MS-30M



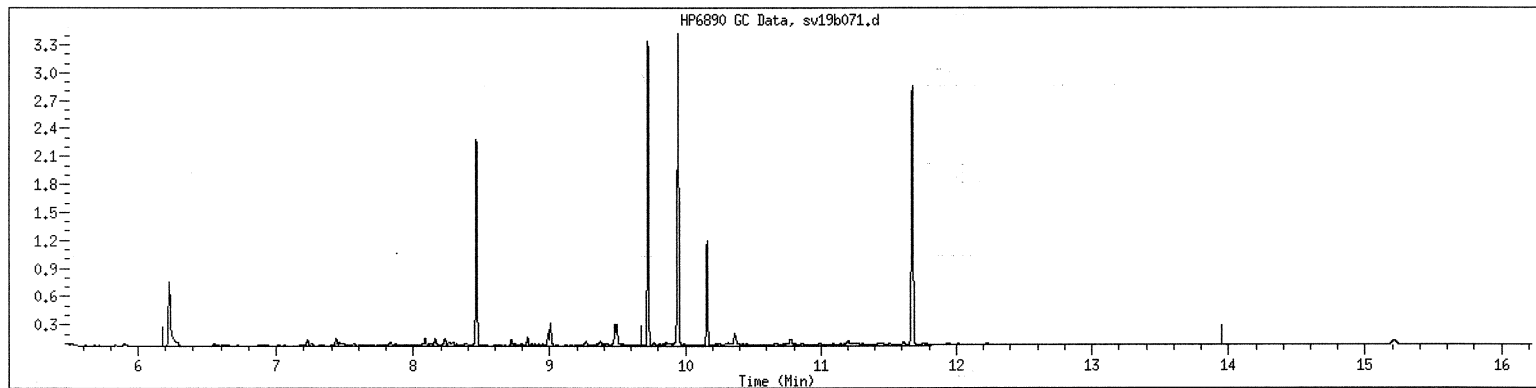
MANUAL INTEGRATION GRAPHIC REPORT

Lab ID : 21110312403 SampleType : SAMPLE
Injection Date: 11/04/2011 18:12 Instrument : gcsv19b.i
Operator : smh
Sample Info : 21110312403*1 ms
Misc Info :
Method : /var/chem/gcsv19b.i/2111104.b/ALPHEPHmass.m
Dilution : 1.00
Matrix : WATER
Integrator : HP Genie Compound Sublist: ALmasseph

Original



Final



1D
ORGANICS ANALYSIS DATA SHEET

Lab Name: GCAL Sample ID: ES053 MS
 Lab Code: LA024 Case No.: _____ Contract: _____
 Matrix: Water SAS No.: _____ SDG No.: 211110257
 Sample wt/vol: 990 Units: mL Lab Sample ID: 21110312409
 Level: (low/med) LOW Date Collected: 10/26/11 Time: 1043
 % Moisture: _____ decanted: (Y/N) _____ Date Received: 10/29/11
 GC Column: DB-5MS-30M ID: .25 (mm) Date Extracted: 11/08/11
 Concentrated Extract Volume: 2000 (µL) Date Analyzed: 11/10/11 Time: 2052
 Soil Aliquot Volume: _____ (µL) Dilution Factor: 1 Analyst: SMH
 Injection Volume: 1 (µL) Prep Method: MASS EPH
 GPC Cleanup: (Y/N) N pH: _____ Analytical Method: MASSEPH
 Prep Batch: 468721 Analytical Batch: 469140 Sulfur Cleanup: (Y/N) N Instrument ID: GCS19B
 CONCENTRATION UNITS: ug/L Lab File ID: 2111110/sv19b068

CAS NO.	COMPOUND	RESULT	Q	MDL	LOD	LOQ
GCSV-02-22	C11-C22 Aromatics	188		42.5	42.5	101
GCSV-02-23	C9-C18 Aliphatic Hydrocarbons	50.6	J	22.0	22.0	101
GCSV-02-24	C19-C36 Aliphatic Hydrocarbons	402		31.6	60.6	101

GCAL, Inc.

Data file : /var/chem/gcsv19b.i/2111110.b/sv19b068.d
 Lab Smp Id: 21110312409 Client Smp ID: 1
 Inj Date : 10-NOV-2011 20:52
 Operator : smh Inst ID: gcsv19b.i
 Smp Info : 21110312409*1
 Misc Info :
 Comment :
 Method : /var/chem/gcsv19b.i/2111110.b/AROEPHmass.m
 Meth Date : 11-Nov-2011 15:43 dlb Quant Type: ESTD
 Cal Date : 03-NOV-2011 13:18 Cal File: sv19b053s.d
 Als bottle: 68 QC Sample: MS
 Dil Factor: 1.00000
 Integrator: HP Genie Compound Sublist: all.sub
 Target Version: 3.50
 Processing Host: org.gcal.com

Concentration Formula: Amt * DF * Uf * Vt / (Vo * Vi) * CpndVariable

Name	Value	Description
DF	1.00000	Dilution Factor
Vo	990.00000	Volume of sample extracted (mL)
Vt	2000.00000	Volume of final extract (uL)
Vi	1.00000	Volume injected (uL)
Uf	1.00000	Correction factor

Cpnd Variable Local Compound Variable

Compounds	RT	EXP RT	DLT RT	RESPONSE	CONCENTRATIONS	
					ON-COLUMN (UG/ML)	FINAL (ug/L)
1 Naphthalene	7.870	7.880	-0.010	46967149	16.5252	33.4
\$ 3 2-Fluorobiphenyl	8.447	8.454	-0.007	45813501	18.6424	37.7
\$ 5 2-Bromonaphthalene	8.831	8.838	-0.007	26074780	16.6211	33.6
6 Acenaphthene	8.849	8.858	-0.009	58161749	19.9858	40.4
9 Anthracene	9.679	9.688	-0.009	50910859	19.1827	38.8
\$ 10 O-Terphenyl	9.815	9.822	-0.007	50163153	17.0114	34.4
\$ 11 Chloro-octadecane	10.155	10.158	-0.003	28559571	10.4251	21.1
13 Pyrene	10.459	10.467	-0.008	52597370	18.4198	37.2
15 Chrysene	11.229	11.250	-0.021	51437119	18.7168	37.8 (M1)
M 22 Arom C11-C22				260074246	92.8303	188
M 113 Total Surrogate Area				150611005		(a)

QC Flag Legend

- a - Target compound detected but, quantitated amount
Below Limit Of Quantitation(BLOQ).
- M1- Compound response manually integrated because
Target system did not integrate.

Date : 10-NOV-2011 20:52

Client ID: 1

Instrument: gcsv19b.i

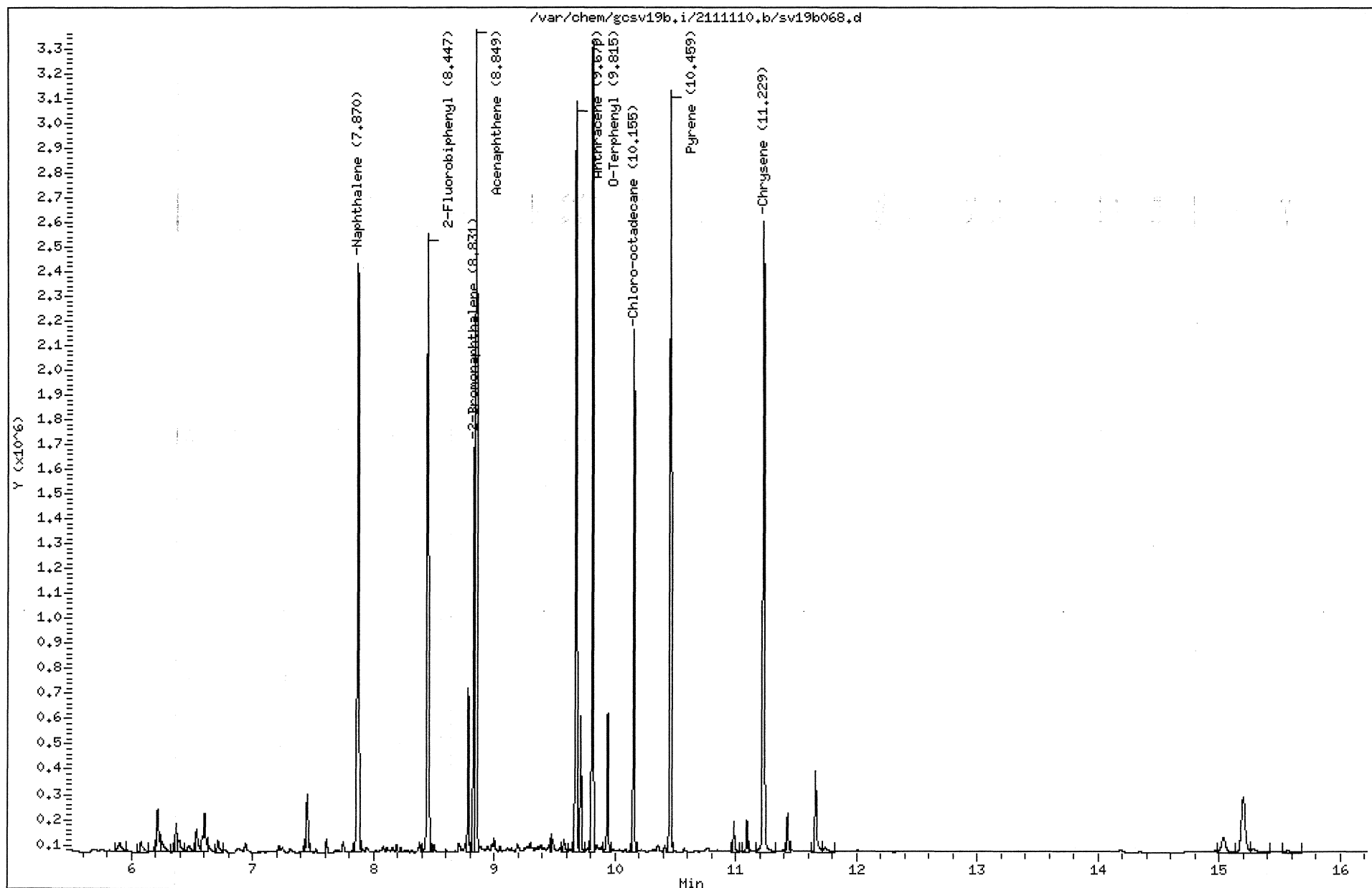
Sample Info: 21110312409*1

Volume Injected (uL): 1.0

Operator: smh

Column phase: DB-5MS-30M

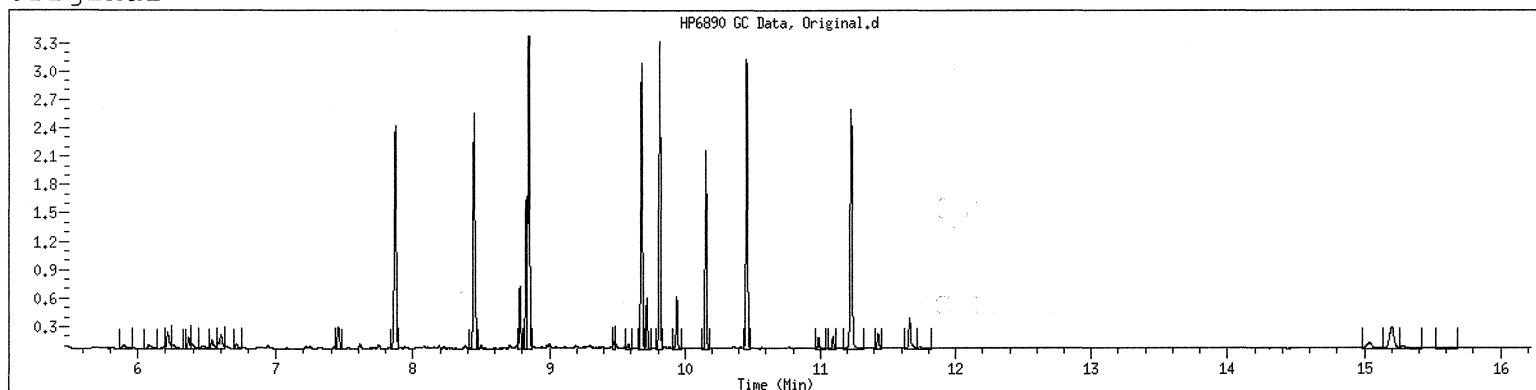
Column diameter: 0.25



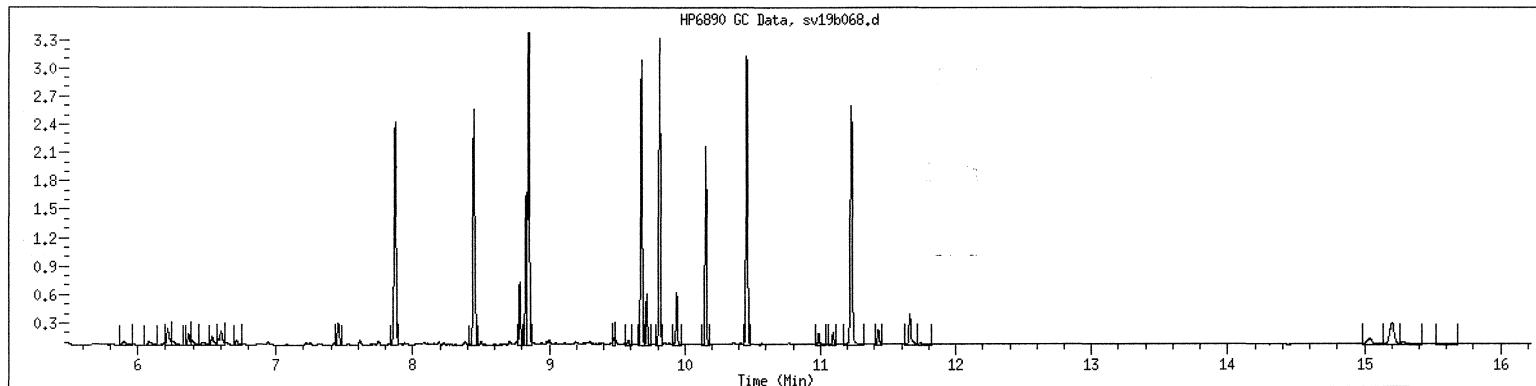
MANUAL INTEGRATION GRAPHIC REPORT

Lab ID : 21110312409 SampleType : MS
Injection Date: 11/10/2011 20:52 Instrument : gcsv19b.i
Operator : smh
Sample Info : 21110312409*1
Misc Info :
Method : /var/chem/gcsv19b.i/2111110.b/AROEPHmass.m
Dilution : 1.00
Matrix : WATER
Integrator : HP Genie Compound Sublist: all

Original



Final



GCAL, Inc.

Data file : /var/chem/gcsv19b.i/2111110.b/sv19b069.d
 Lab Smp Id: 21110312409 Client Smp ID: 1
 Inj Date : 10-NOV-2011 21:16
 Operator : smh Inst ID: gcsv19b.i
 Smp Info : 21110312409*1
 Misc Info :
 Comment :
 Method : /var/chem/gcsv19b.i/2111110.b/ALPHEPHmass.m
 Meth Date : 11-Nov-2011 15:05 dlb Quant Type: ESTD
 Cal Date : 03-NOV-2011 14:30 Cal File: sv19b056.d
 Als bottle: 69 QC Sample: MS
 Dil Factor: 1.00000
 Integrator: HP Genie Compound Sublist: ALmasseph.sub
 Target Version: 3.50

Concentration Formula: Amt * DF * Uf * Vt / (Vo * Vi) * CpndVariable

Name	Value	Description
DF	1.00000	Dilution Factor
Vo	990.00000	Volume of sample extracted (mL)
Vt	2000.00000	Volume of final extract (uL)
Vi	1.00000	Volume injected (uL)
Uf	1.00000	Correction factor

Cpnd Variable Local Compound Variable

Compounds	RT	EXP RT	DLT RT	RESPONSE	CONCENTRATIONS	
					ON-COLUMN (UG/ML)	FINAL (ug/L)
10 C-18	8.459	9.503	-1.044	75607947	25.0251	50.6 (M1H)
M 11 Alip C9-C18				75607947	25.0251	50.6
114 C-36	9.718	15.140	-5.422	635142619	217.096	439 (AM1H)
M 24 Alip C19-C36				635142619	217.096	439

QC Flag Legend

- A - Target compound detected but, quantitated amount exceeded maximum amount.
- M1- Compound response manually integrated because Target system did not integrate.
- H - Operator selected an alternate compound hit.

GCAL, Inc.

Data file : /var/chem/gcsv19b.i/2111104.b/sv19b069s.d
Lab Smp Id: 2111031240 *AE 11/11/11* Client Smp ID: 1
Inj Date : 04-NOV-2011 17:23
Operator : smh Inst ID: gcsv19b.i
Smp Info : 2111031240*1
Misc Info :
Comment :
Method : /var/chem/gcsv19b.i/2111104.b/ALPHEPHmass.m
Meth Date : 08-Nov-2011 13:57 smh Quant Type: ESTD
Cal Date : 03-NOV-2011 14:30 Cal File: sv19b056.d
Als bottle: 69
Dil Factor: 1.00000
Integrator: HP Genie Compound Sublist: Chloro.sub
Target Version: 3.50
Processing Host: org.gcal.com

Concentration Formula: Amt * DF * Uf * Vt/(Vo * Vi) * CpndVariable

Name	Value	Description
DF	1.00000	Dilution Factor
Vo	990.00000	Volume of sample extracted (mL)
Vt	2000.00000	Volume of final extract (uL)
Vi	1.00000	Volume injected (uL)
Uf	1.00000	Correction factor

Cpnd Variable Local Compound Variable

Compounds	RT	EXP RT	DLT RT	RESPONSE	CONCENTRATIONS	
					ON-COLUMN (UG/ML)	FINAL (ug/L)
\$ 15 Chlorooctadecane	10.158	10.217	-0.059	17017131	6.21158	12.5(R)

QC Flag Legend

R - Spike/Surrogate failed recovery limits.

Date : 10-NOV-2011 21:16

Client ID: 1

Instrument: gosv19b.i

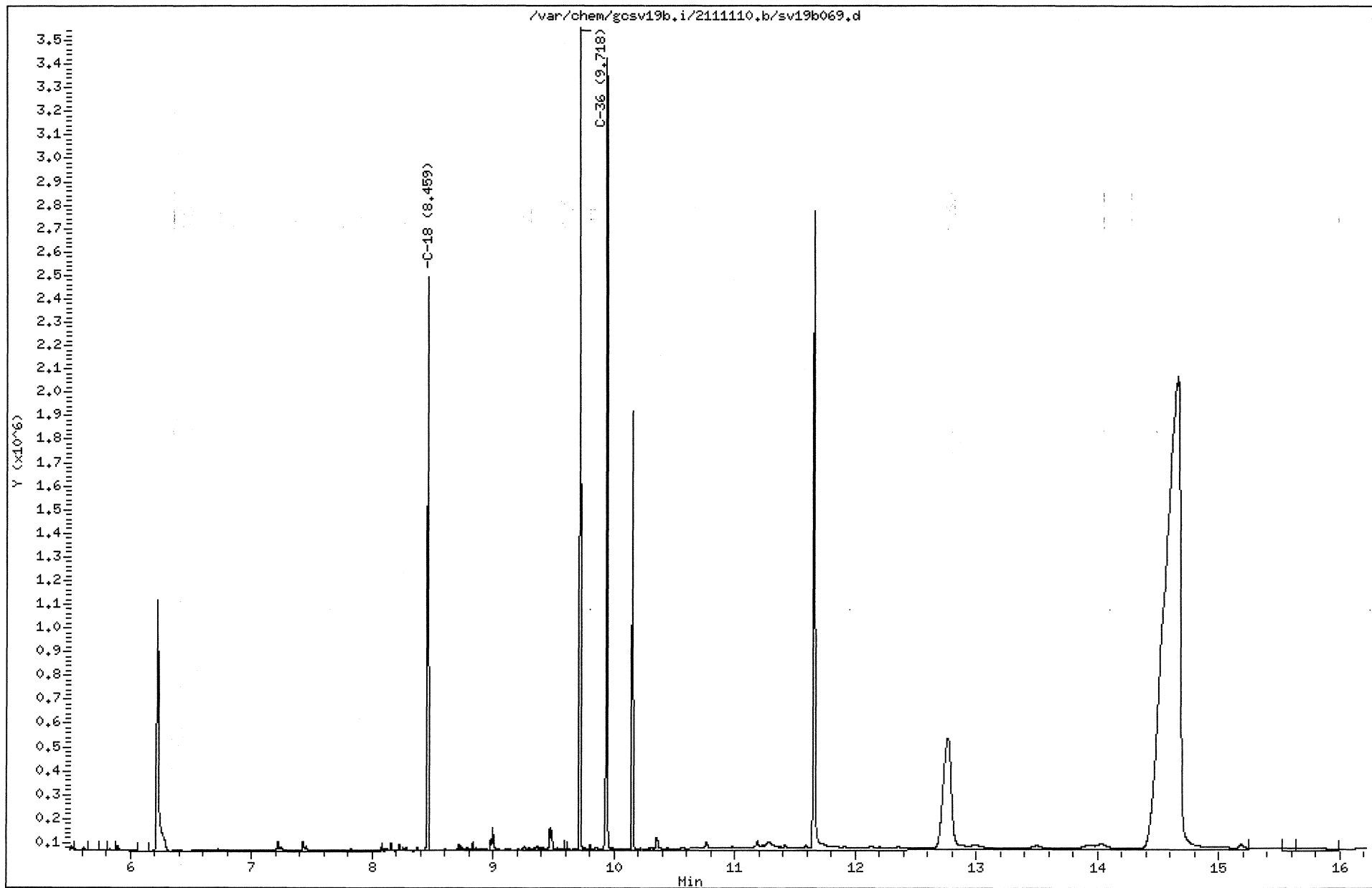
Sample Info: 21110312409*1

Operator: smh

Volume Injected (uL): 1.0

Column diameter: 0,25

Column phase: DB-5MS-30M

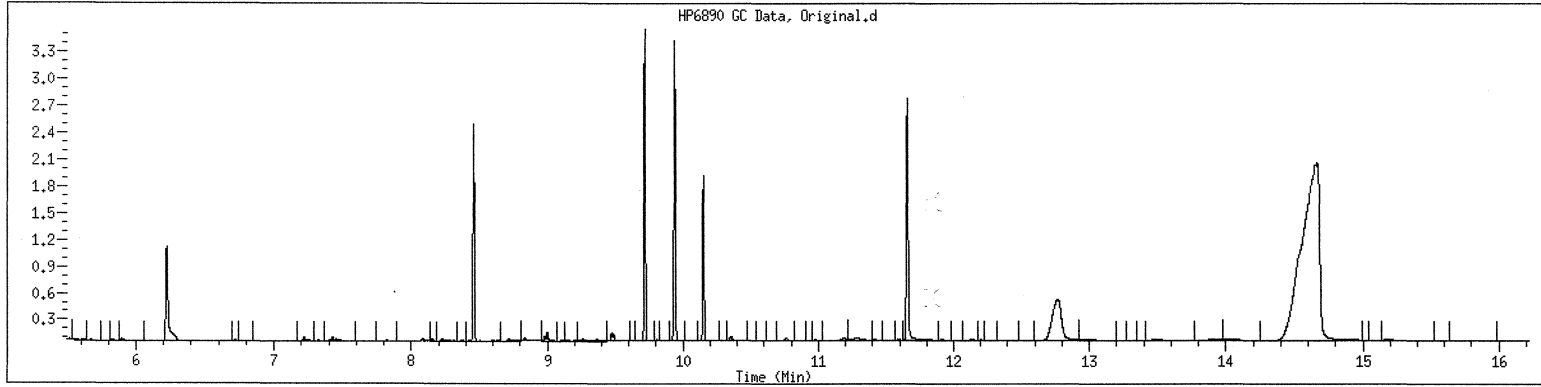


211110257 204

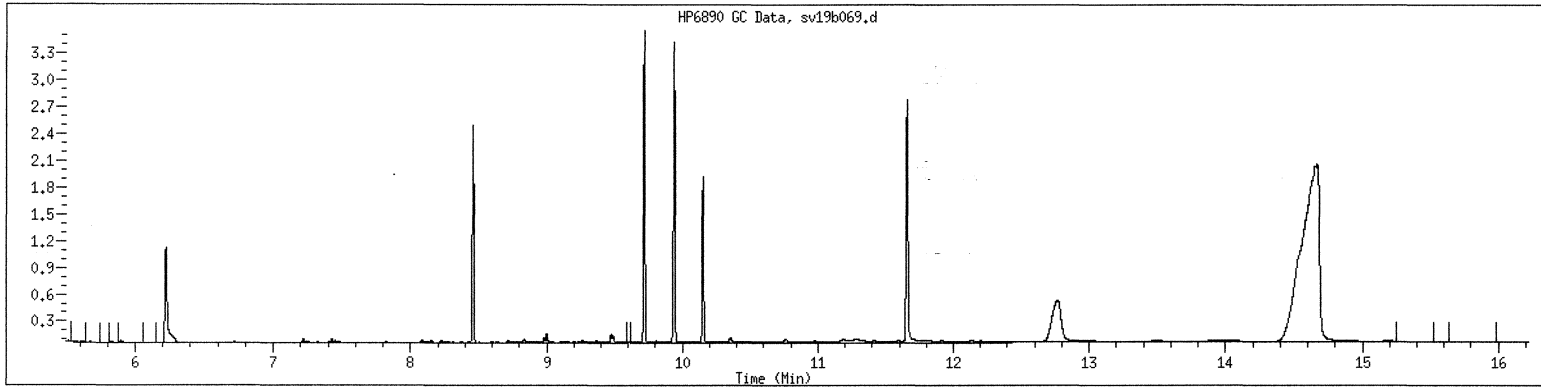
MANUAL INTEGRATION GRAPHIC REPORT

Lab ID : 21110312409 SampleType : MS
Injection Date: 11/10/2011 21:16 Instrument : gcsv19b.i
Operator : smh
Sample Info : 21110312409*1
Misc Info :
Method : /var/chem/gcsv19b.i/2111110.b/ALPHEPHmass.m
Dilution : 1.00
Matrix : WATER
Integrator : HP Genie Compound Sublist: ALmasseph

Original



Final



1D
ORGANICS ANALYSIS DATA SHEET

Lab Name: GCAL Sample ID: ES047 MSD
 Lab Code: LA024 Case No.: _____ Contract: _____
 Matrix: Water SAS No.: _____ SDG No.: 211110257
 Sample wt/vol: 980 Units: mL Lab Sample ID: 21110312404
 Level: (low/med) LOW Date Collected: 10/24/11 Time: 0830
 % Moisture: _____ decanted: (Y/N) _____ Date Received: 10/29/11
 GC Column: DB-5MS-30M ID: .25 (mm) Date Extracted: 11/02/11
 Concentrated Extract Volume: 2000 (µL) Date Analyzed: 11/04/11 Time: 1836
 Soil Aliquot Volume: _____ (µL) Dilution Factor: 1 Analyst: SMH
 Injection Volume: 1 (µL) Prep Method: MASS EPH
 GPC Cleanup: (Y/N) N pH: _____ Analytical Method: MASSEPH
 Prep Batch: 468306 Analytical Batch: 468719 Sulfur Cleanup: (Y/N) N Instrument ID: GCS19B
 CONCENTRATION UNITS: ug/L Lab File ID: 2111104/sv19b072s

CAS NO.	COMPOUND	RESULT	Q	MDL	LOD	LOQ
GCSV-02-22	C11-C22 Aromatics	302		43.0	43.0	102
GCSV-02-23	C9-C18 Aliphatic Hydrocarbons	57.0	J	22.2	22.2	102
GCSV-02-24	C19-C36 Aliphatic Hydrocarbons	121		31.9	61.2	102

GCAL, Inc.

Data file : /var/chem/gcsv19b.i/2111104.b/sv19b072.d
Lab Smp Id: 21110312404 Client Smp ID: 1
Inj Date : 04-NOV-2011 18:36
Operator : smh Inst ID: gcsv19b.i
Smp Info : 21110312404*1
Misc Info :
Comment :
Method : /var/chem/gcsv19b.i/2111104.b/AROEPhmass.m
Meth Date : 08-Nov-2011 14:08 smh Quant Type: ESTD
Cal Date : 03-NOV-2011 13:18 Cal File: sv19b053s.d
Als bottle: 72
Dil Factor: 1.00000
Integrator: HP Genie Compound Sublist: all.sub
Target Version: 3.50

Concentration Formula: Amt * DF * Uf * Vt / (Vo * Vi) * CpndVariable

Name	Value	Description
DF	1.00000	Dilution Factor
Vo	980.00000	Volume of sample extracted (mL)
Vt	2000.00000	Volume of final extract (uL)
Vi	1.00000	Volume injected (uL)
Uf	1.00000	Correction factor

Cpnd Variable Local Compound Variable

Compounds	RT	EXP RT	DLT RT	RESPONSE	CONCENTRATIONS	
					ON-COLUMN (UG/ML)	FINAL (ug/L)
1 Naphthalene	9.824	7.881	1.943	552418609	194.366	397 (M1)
M 22 Arom C11-C22				552418609	194.366	397

QC Flag Legend

M1- Compound response manually integrated because Target system did not integrate.

GCAL, Inc.

Data file : /var/chem/gcsv19b.i/2111104.b/sv19b072s.d
 Lab Smp Id: 21110312404 Client Smp ID: 1
 Inj Date : 04-NOV-2011 18:36
 Operator : smh Inst ID: gcsv19b.i
 Smp Info : 21110312404*1 msd
 Misc Info :
 Comment :
 Method : /var/chem/gcsv19b.i/2111104.b/AROEPHmass.m
 Meth Date : 08-Nov-2011 14:38 smh Quant Type: ESTD
 Cal Date : 03-NOV-2011 13:18 Cal File: sv19b053s.d
 Als bottle: 72 QC Sample: LCS
 Dil Factor: 1.00000
 Integrator: HP Genie Compound Sublist: all.sub
 Target Version: 3.50
 Processing Host: org.gcal.com

Concentration Formula: Amt * DF * Uf * Vt / (Vo * Vi) * CpndVariable

Name	Value	Description
DF	1.00000	Dilution Factor
Vo	980.00000	Volume of sample extracted (mL)
Vt	2000.00000	Volume of final extract (uL)
Vi	1.00000	Volume injected (uL)
Uf	1.00000	Correction factor

Cpnd Variable Local Compound Variable

Compounds	RT	EXP RT	DLT RT	RESPONSE	CONCENTRATIONS	
					ON-COLUMN (UG/ML)	FINAL (ug/L)
1 Naphthalene	7.876	7.881	-0.005	46829053	16.4766	33.6
\$ 3 2-Fluorobiphenyl	8.451	8.454	-0.003	51697210	21.0366	42.9
\$ 5 2-Bromonaphthalene	8.836	8.839	-0.003	25223534	16.0785	32.8
6 Acenaphthene	8.854	8.858	-0.004	41177384	14.1496	28.9
9 Anthracene	9.687	9.688	-0.001	39128993	14.7434	30.1
\$ 10 O-Terphenyl	9.824	9.823	0.001	37333043	12.6604	25.8
\$ 11 Chloro-octadecane	10.169	10.174	-0.005	30359152	11.0820	22.6
13 Pyrene	10.476	10.468	0.008	41370988	14.4883	29.6
15 Chrysene	11.253	11.245	0.008	41665848	15.1613	30.9
M 22 Arom C11-C22				210172266	75.0191	153
M 113 Total Surrogate Area				144612939		(a)

Date : 04-NOV-2011 18:36

Client ID: 1

Instrument: gcsv19b.i

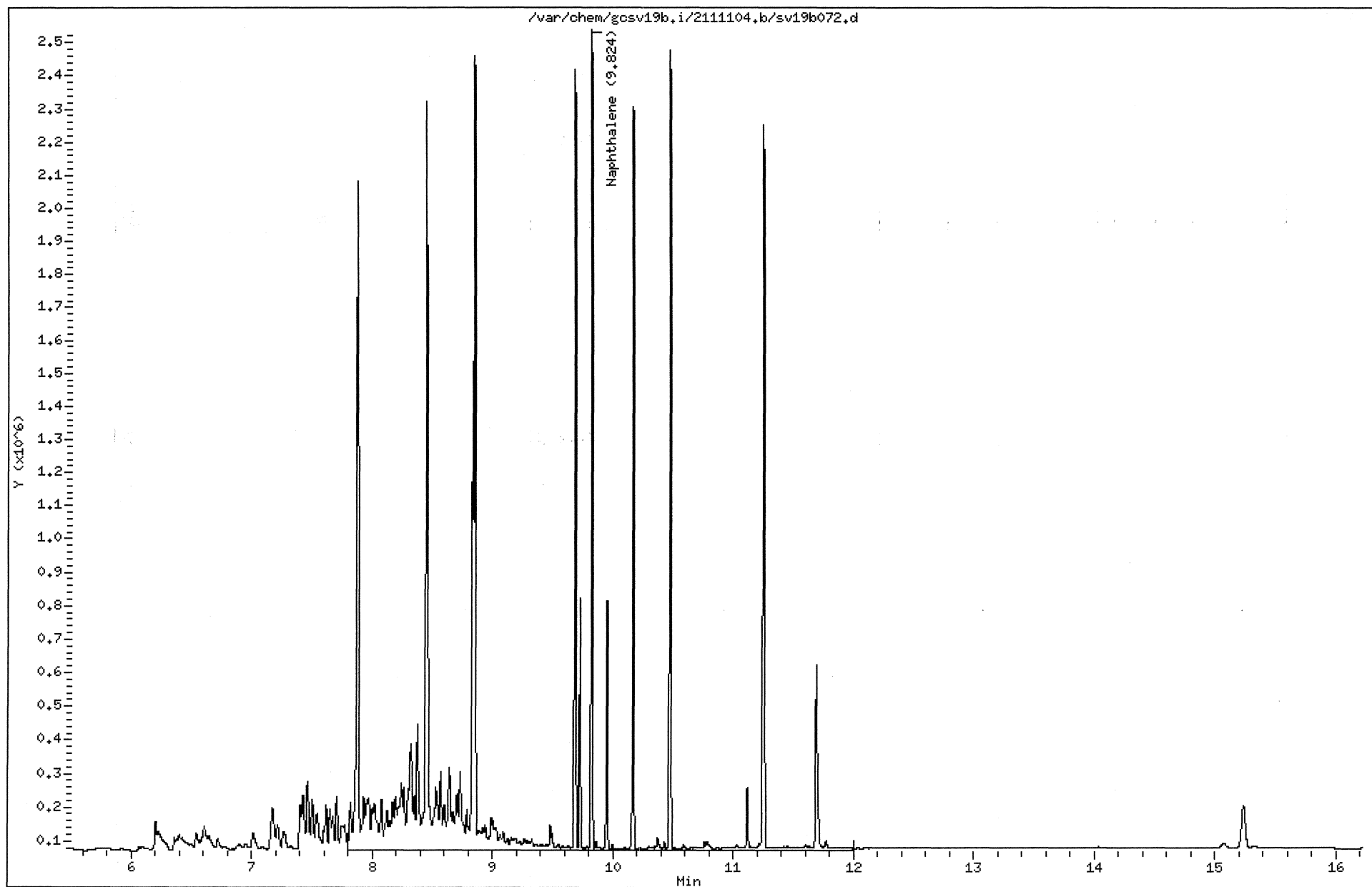
Sample Info: 21110312404*1

Volume Injected (UL): 1.0

Operator: smh

Column phase: DB-5MS-30M

Column diameter: 0.25

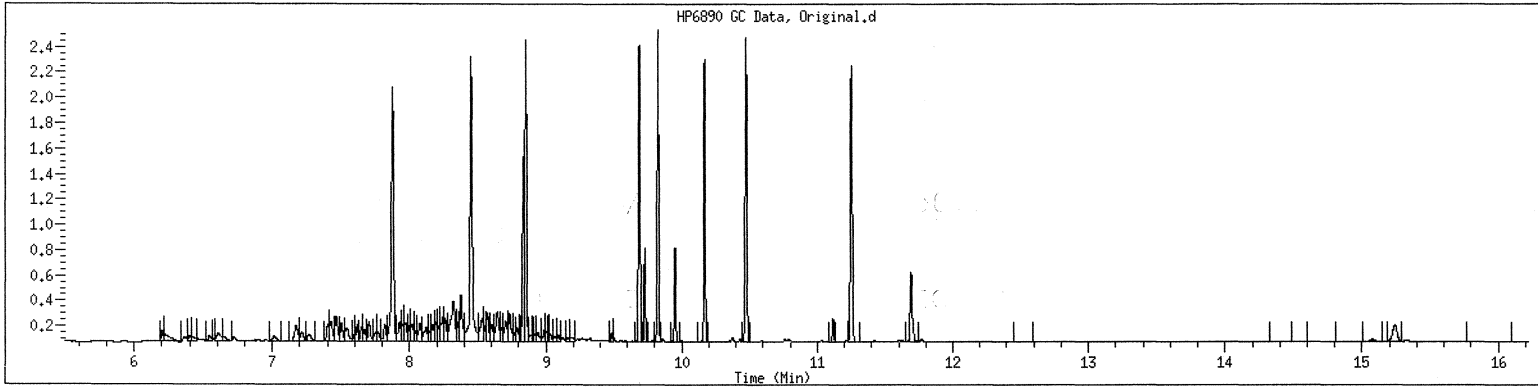


211110257 209

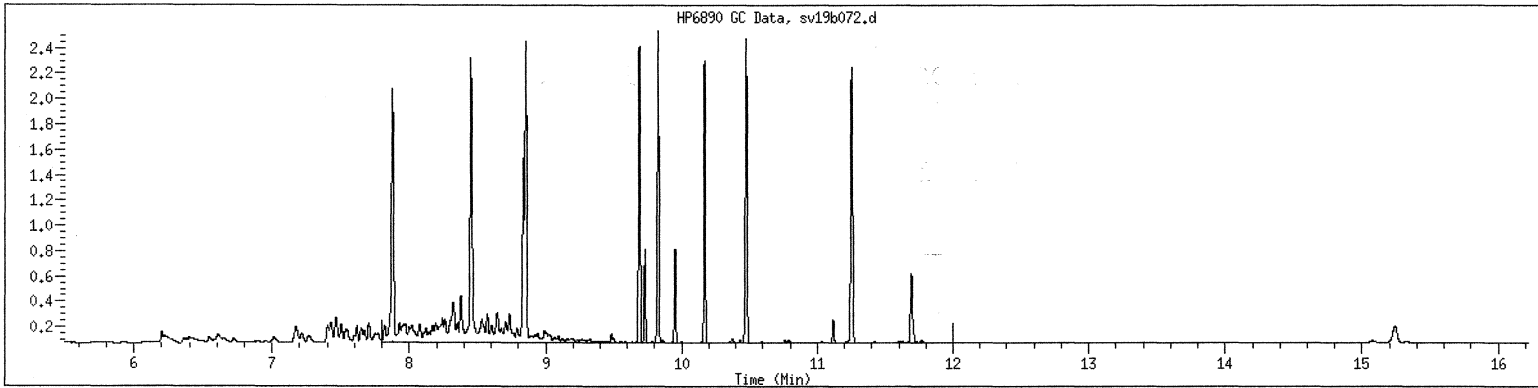
MANUAL INTEGRATION GRAPHIC REPORT

Lab ID : 21110312404 SampleType : SAMPLE
Injection Date: 11/04/2011 18:36 Instrument : gcsv19b.i
Operator : smh
Sample Info : 21110312404*1
Misc Info :
Method : /var/chem/gcsv19b.i/2111104.b/AROEPhmass.m
Dilution : 1.00
Matrix : WATER
Integrator : HP Genie Compound Sublist: all

Original



Final



GCAL, Inc.

Data file : /var/chem/gcsv19b.i/2111104.b/sv19b073.d
 Lab Smp Id: 21110312404 Client Smp ID: 1
 Inj Date : 04-NOV-2011 19:01
 Operator : smh Inst ID: gcsv19b.i
 Smp Info : 21110312404*1 msd
 Misc Info :
 Comment :
 Method : /var/chem/gcsv19b.i/2111104.b/ALPHEPHmass.m
 Meth Date : 07-Nov-2011 11:20 smh Quant Type: ESTD
 Cal Date : 03-NOV-2011 14:30 Cal File: sv19b056.d
 Als bottle: 73
 Dil Factor: 1.00000
 Integrator: HP Genie Compound Sublist: ALmasseph.sub
 Target Version: 3.50
 Processing Host: org.gcal.com

Concentration Formula: Amt * DF * Uf * Vt / (Vo * Vi) * CpndVariable

Name	Value	Description
DF	1.00000	Dilution Factor
Vo	980.00000	Volume of sample extracted (mL)
Vt	2000.00000	Volume of final extract (uL)
Vi	1.00000	Volume injected (uL)
Uf	1.00000	Correction factor

Cpnd Variable Local Compound Variable

Compounds	RT	EXP RT	DLT RT	RESPONSE	CONCENTRATIONS	
					ON-COLUMN (UG/ML)	FINAL (ug/L)
10 C-18	8.463	9.504	-1.041	77733976	25.7287	52.5 (M1)
M 11 Alip C9-C18				77733976	27.2074	55.5
114 C-36	9.949	15.145	-5.196	186054913	63.5947	130 (AM1)
M 24 Alip C19-C36				186054913	60.7932	124

QC Flag Legend

- A - Target compound detected but, quantitated amount exceeded maximum amount.
- M1- Compound response manually integrated because Target system did not integrate.

GCAL, Inc.

Data file : /var/chem/gcsv19b.i/2111104.b/sv19b073s.d
 Lab Smp Id: 21110312404 Client Smp ID: 1
 Inj Date : 04-NOV-2011 19:01
 Operator : smh Inst ID: gcsv19b.i
 Smp Info : 21110312404*1 msd
 Misc Info :
 Comment :
 Method : /var/chem/gcsv19b.i/2111104.b/ALPHEPHmass.m
 Meth Date : 07-Nov-2011 11:20 smh Quant Type: ESTD
 Cal Date : 03-NOV-2011 14:30 Cal File: sv19b056.d
 Als bottle: 73 QC Sample: LCS
 Dil Factor: 1.00000
 Integrator: HP Genie Compound Sublist: ALmasseph.sub
 Target Version: 3.50
 Processing Host: org.gcal.com

Concentration Formula: Amt * DF * Uf * Vt / (Vo * Vi) * CpndVariable

Name	Value	Description
DF	1.00000	Dilution Factor
Vo	980.00000	Volume of sample extracted (mL)
Vt	2000.00000	Volume of final extract (uL)
Vi	1.00000	Volume injected (uL)
Uf	1.00000	Correction factor

Cpnd Variable

Local Compound Variable

Compounds	RT	EXP RT	DLT RT	RESPONSE	CONCENTRATIONS	
					ON-COLUMN (UG/ML)	FINAL (ug/L)
1 C-9	6.226	6.232	-0.006	16525582	6.07706	12.4 (R)
6 C-14	8.463	8.471	-0.008	27020278	9.38812	19.2 (R)
M 11 Alip C9-C18				43545860	15.2413	31.1
12 C-19	9.726	9.774	-0.048	39483552	13.0860	26.7
13 C-20	9.949	9.957	-0.008	43023794	14.1279	28.8
\$ 15 Chlorooctadecane	10.163	10.217	-0.054	16128174	5.88710	12.0 (R)
22 C-28	11.683	11.725	-0.042	45999575	14.8578	30.3
M 24 Alip C19-C36				123506921	41.9895	85.7

QC Flag Legend

R - Spike/Surrogate failed recovery limits.

Date : 04-NOV-2011 19:01

Client ID: 1

Instrument: gosv19b.i

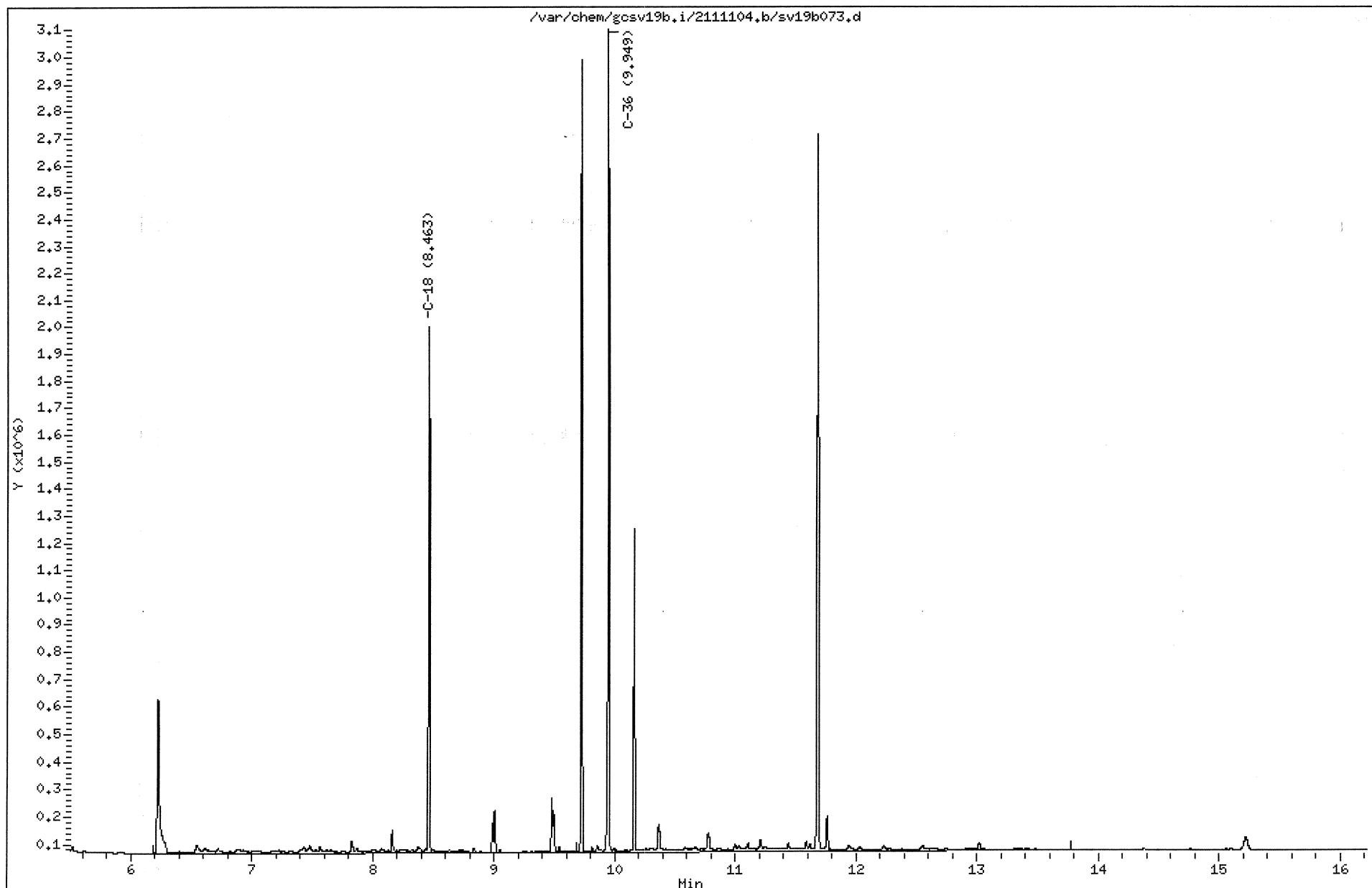
Sample Info: 21110312404*1.msd

Operator: smh

Volume Injected (uL): 1.0

Column diameter: 0.25

Column phase: DB-5MS-30M

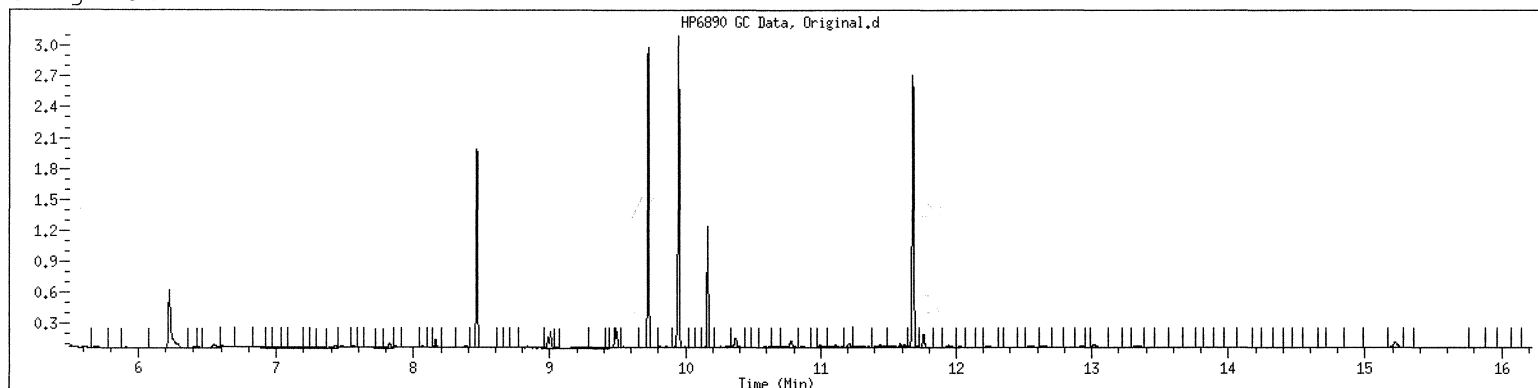


211110257 213

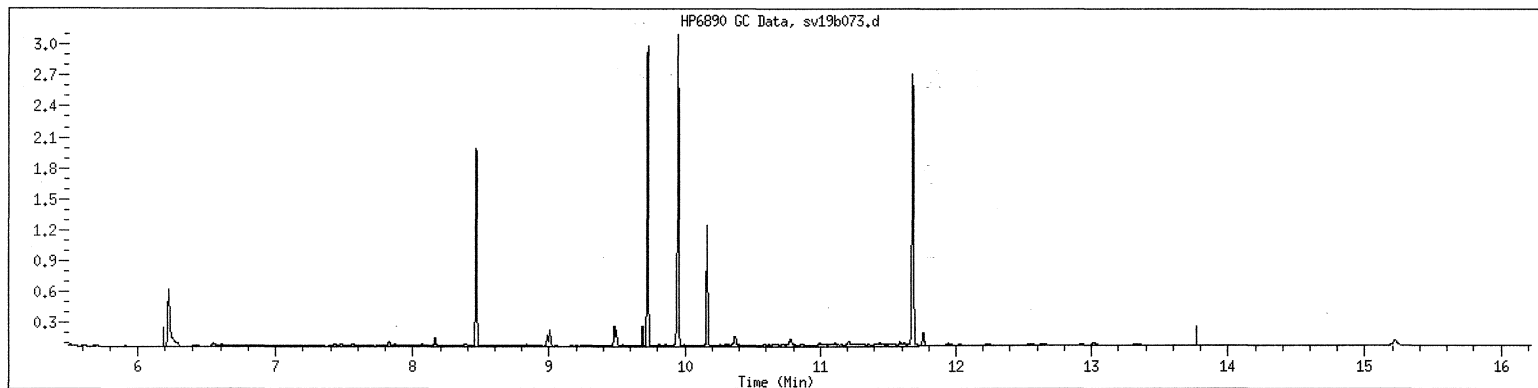
MANUAL INTEGRATION GRAPHIC REPORT

Lab ID : 21110312404 SampleType : SAMPLE
Injection Date: 11/04/2011 19:01 Instrument : gcsv19b.i
Operator : smh
Sample Info : 21110312404*1 msd
Misc Info :
Method : /var/chem/gcsv19b.i/2111104.b/ALPHEPHmass.m
Dilution : 1.00
Matrix : WATER
Integrator : HP Genie Compound Sublist: ALmasseph

Original



Final



1D
ORGANICS ANALYSIS DATA SHEET

Lab Name: GCAL Sample ID: ES053 MSD
 Lab Code: LA024 Case No.: _____ Contract: _____
 Matrix: Water SAS No.: _____ SDG No.: 211110257
 Sample wt/vol: 990 Units: mL Lab Sample ID: 21110312410
 Level: (low/med) LOW Date Collected: 10/26/11 Time: 1043
 % Moisture: _____ decanted: (Y/N) _____ Date Received: 10/29/11
 GC Column: DB-5MS-30M ID: .25 (mm) Date Extracted: 11/08/11
 Concentrated Extract Volume: 2000 (µL) Date Analyzed: 11/10/11 Time: 2140
 Soil Aliquot Volume: _____ (µL) Dilution Factor: 1 Analyst: SMH
 Injection Volume: 1 (µL) Prep Method: MASS EPH
 GPC Cleanup: (Y/N) N pH: _____ Analytical Method: MASSEPH
 Prep Batch: 468721 Analytical Batch: 469140 Sulfur Cleanup: (Y/N) N Instrument ID: GCS19B
 CONCENTRATION UNITS: ug/L Lab File ID: 2111110/sv19b070

CAS NO.	COMPOUND	RESULT	Q	MDL	LOD	LOQ
GCSV-02-22	C11-C22 Aromatics	201		42.5	42.5	101
GCSV-02-23	C9-C18 Aliphatic Hydrocarbons	55.1	J	22.0	22.0	101
GCSV-02-24	C19-C36 Aliphatic Hydrocarbons	445		31.6	60.6	101

GCAL, Inc.

Data file : /var/chem/gcsv19b.i/2111110.b/sv19b070.d
 Lab Smp Id: 21110312410 Client Smp ID: 1
 Inj Date : 10-NOV-2011 21:40
 Operator : smh Inst ID: gcsv19b.i
 Smp Info : 21110312410*1
 Misc Info :
 Comment :
 Method : /var/chem/gcsv19b.i/2111110.b/AROEPMass.m
 Meth Date : 11-Nov-2011 15:43 dlb Quant Type: ESTD
 Cal Date : 03-NOV-2011 13:18 Cal File: sv19b053s.d
 Als bottle: 70 QC Sample: MSD
 Dil Factor: 1.00000
 Integrator: HP Genie Compound Sublist: all.sub
 Target Version: 3.50
 Processing Host: org.gcal.com

Concentration Formula: Amt * DF * Uf * Vt / (Vo * Vi) * CpndVariable

Name	Value	Description
DF	1.00000	Dilution Factor
Vo	990.00000	Volume of sample extracted (mL)
Vt	2000.00000	Volume of final extract (uL)
Vi	1.00000	Volume injected (uL)
Uf	1.00000	Correction factor

Cpnd Variable Local Compound Variable

Compounds	RT	EXP RT	DLT RT	RESPONSE	CONCENTRATIONS	
					ON-COLUMN (UG/ML)	FINAL (ug/L)
1 Naphthalene	7.870	7.880	-0.010	48392188	17.0266	34.4
\$ 3 2-Fluorobiphenyl	8.447	8.454	-0.007	53249473	21.6683	43.8
\$ 5 2-Bromonaphthalene	8.831	8.838	-0.007	27491400	17.5241	35.4
6 Acenaphthene	8.849	8.858	-0.009	65323338	22.4467	45.3
9 Anthracene	9.677	9.688	-0.011	54859787	20.6706	41.8
\$ 10 O-Terphenyl	9.810	9.822	-0.012	53102272	18.0081	36.4
\$ 11 Chloro-octadecane	10.149	10.158	-0.009	22265215	8.12747	16.4
13 Pyrene	10.451	10.467	-0.016	56593371	19.8192	40.0
15 Chrysene	11.217	11.250	-0.033	53518004	19.4740	39.3 (M1)
M 22 Arom C11-C22				278686688	99.4371	201
M 113 Total Surrogate Area				156108360		(a)

QC Flag Legend

- a - Target compound detected but, quantitated amount
Below Limit Of Quantitation(BLOQ).
- M1- Compound response manually integrated because
Target system did not integrate.

Date : 10-NOV-2011 21:40

Client ID: 1

Instrument: gosv19b.i

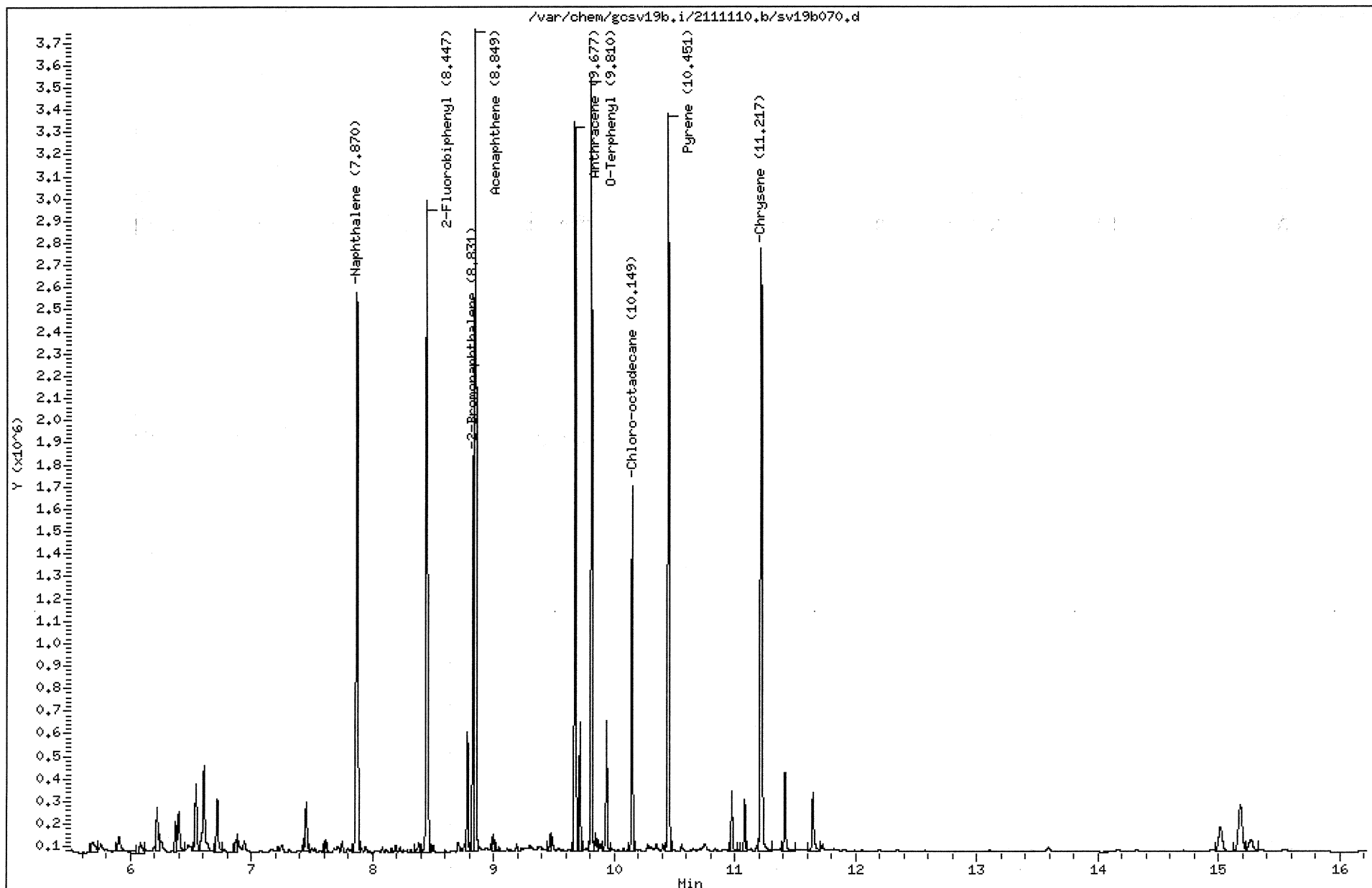
Sample Info: 21110312410x1

Volume Injected (uL): 1.0

Operator: smh

Column phase: DB-5MS-30M

Column diameter: 0.25

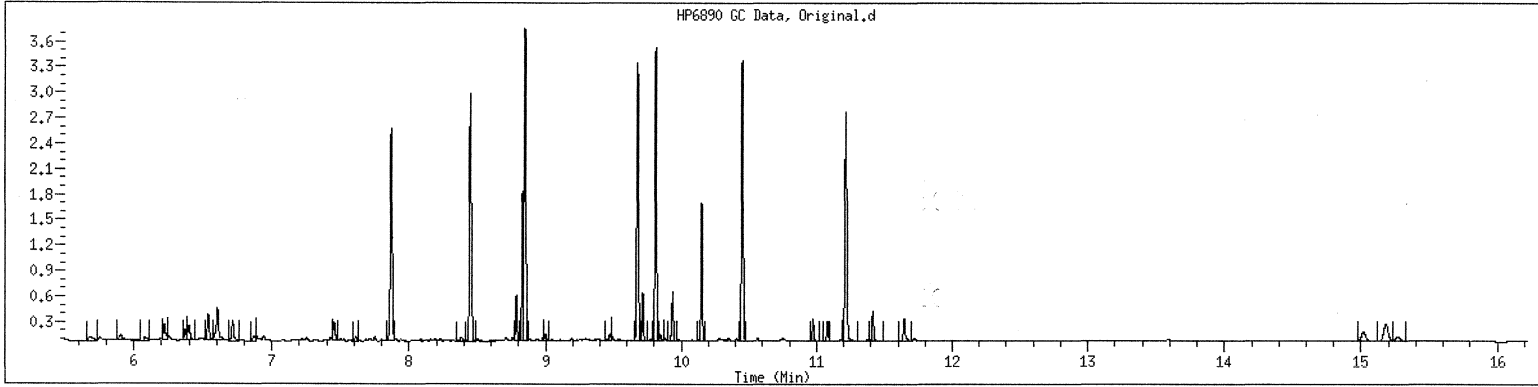


211110257 218

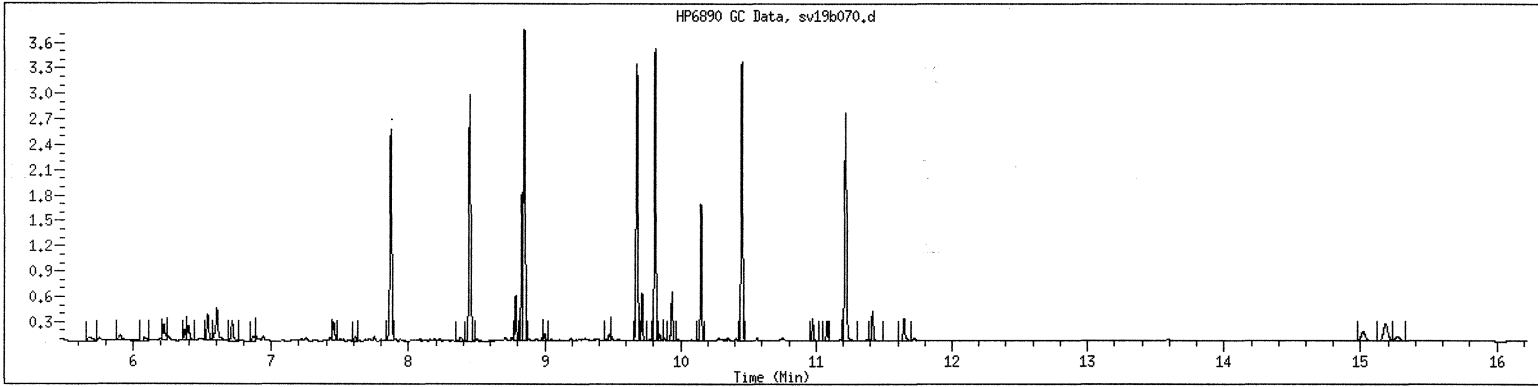
MANUAL INTEGRATION GRAPHIC REPORT

Lab ID : 21110312410 SampleType : MSD
Injection Date: 11/10/2011 21:40 Instrument : gcsv19b.i
Operator : smh
Sample Info : 21110312410*1
Misc Info :
Method : /var/chem/gcsv19b.i/2111110.b/AROEPMass.m
Dilution : 1.00
Matrix : WATER
Integrator : HP Genie Compound Sublist: all

Original



Final



GCAL, Inc.

Data file : /var/chem/gcsv19b.i/2111110.b/sv19b071.d
 Lab Smp Id: 21110312410 Client Smp ID: 1
 Inj Date : 10-NOV-2011 22:04
 Operator : smh Inst ID: gcsv19b.i
 Smp Info : 21110312410*1
 Misc Info :
 Comment :
 Method : /var/chem/gcsv19b.i/2111110.b/ALPHEPHmass.m
 Meth Date : 11-Nov-2011 15:05 dlb Quant Type: ESTD
 Cal Date : 03-NOV-2011 14:30 Cal File: sv19b056.d
 Als bottle: 71 QC Sample: MSD
 Dil Factor: 1.00000
 Integrator: HP Genie Compound Sublist: ALmasseph.sub
 Target Version: 3.50

Concentration Formula: Amt * DF * Uf * Vt/(Vo * Vi) * CpndVariable

Name	Value	Description
DF	1.00000	Dilution Factor
Vo	990.00000	Volume of sample extracted (mL)
Vt	2000.00000	Volume of final extract (uL)
Vi	1.00000	Volume injected (uL)
Uf	1.00000	Correction factor

Cpnd Variable Local Compound Variable

Compounds	RT	EXP RT	DLT RT	RESPONSE	CONCENTRATIONS	
					ON-COLUMN (UG/ML)	FINAL (ug/L)
10 C-18	8.460	9.503	-1.043	82411281	27.2769	55.1 (M1H)
M 11 Alip C9-C18				82411281	27.2769	55.1
114 C-36	9.720	15.140	-5.420	704269550	240.724	486 (AM1H)
M 24 Alip C19-C36				704269550	240.724	486

QC Flag Legend

- A - Target compound detected but, quantitated amount exceeded maximum amount.
- M1- Compound response manually integrated because Target system did not integrate.
- H - Operator selected an alternate compound hit.

GCAL, Inc.

Data file : /var/chem/gcsv19b.i/2111104.b/sv19b071s.d
 Lab Smp Id: 2111031240 *NEW/11/10* Client Smp ID: 1
 Inj Date : 04-NOV-2011 18:12
 Operator : smh Inst ID: gcsv19b.i
 Smp Info : 2111031240 *NEW/11/10* *1 ms
 Misc Info :
 Comment :
 Method : /var/chem/gcsv19b.i/2111104.b/ALPHEPHmass.m
 Meth Date : 08-Nov-2011 13:57 smh Quant Type: ESTD
 Cal Date : 03-NOV-2011 14:30 Cal File: sv19b056.d
 Als bottle: 71 QC Sample: LCS
 Dil Factor: 1.00000
 Integrator: HP Genie Compound Sublist: ALmasseph.sub
 Target Version: 3.50
 Processing Host: org.gcal.com

Concentration Formula: Amt * DF * Uf * Vt / (Vo * Vi) * CpndVariable

Name	Value	Description
DF	1.00000	Dilution Factor
Vo	980.00000	Volume of sample extracted (mL)
Vt	2000.00000	Volume of final extract (uL)
Vi	1.00000	Volume injected (uL)
Uf	1.00000	Correction factor

Cpnd Variable Local Compound Variable

Compounds	RT	EXP RT	DLT RT	RESPONSE	CONCENTRATIONS	
					ON-COLUMN (UG/ML)	FINAL (ug/L)
1 C-9	6.228	6.232	-0.004	17636810	6.48569	13.2 (R)
6 C-14	8.463	8.471	-0.008	31294950	10.8733	22.2
M 11 Alip C9-C18				48931760	17.3590	35.4
12 C-19	9.724	9.774	-0.050	43646012	14.4655	29.5
13 C-20	9.946	9.957	-0.011	47976180	15.7541	32.2
\$ 15 Chlorooctadecane	10.159	10.217	-0.058	15508787	5.66101	11.6 (R)
22 C-28	11.676	11.725	-0.049	49801516	16.0858	32.8
M 24 Alip C19-C36				141423708	46.3055	94.5

QC Flag Legend

R - Spike/Surrogate failed recovery limits.

Date : 10-NOV-2011 22:04

Client ID: 1

Instrument: gcsv19b.i

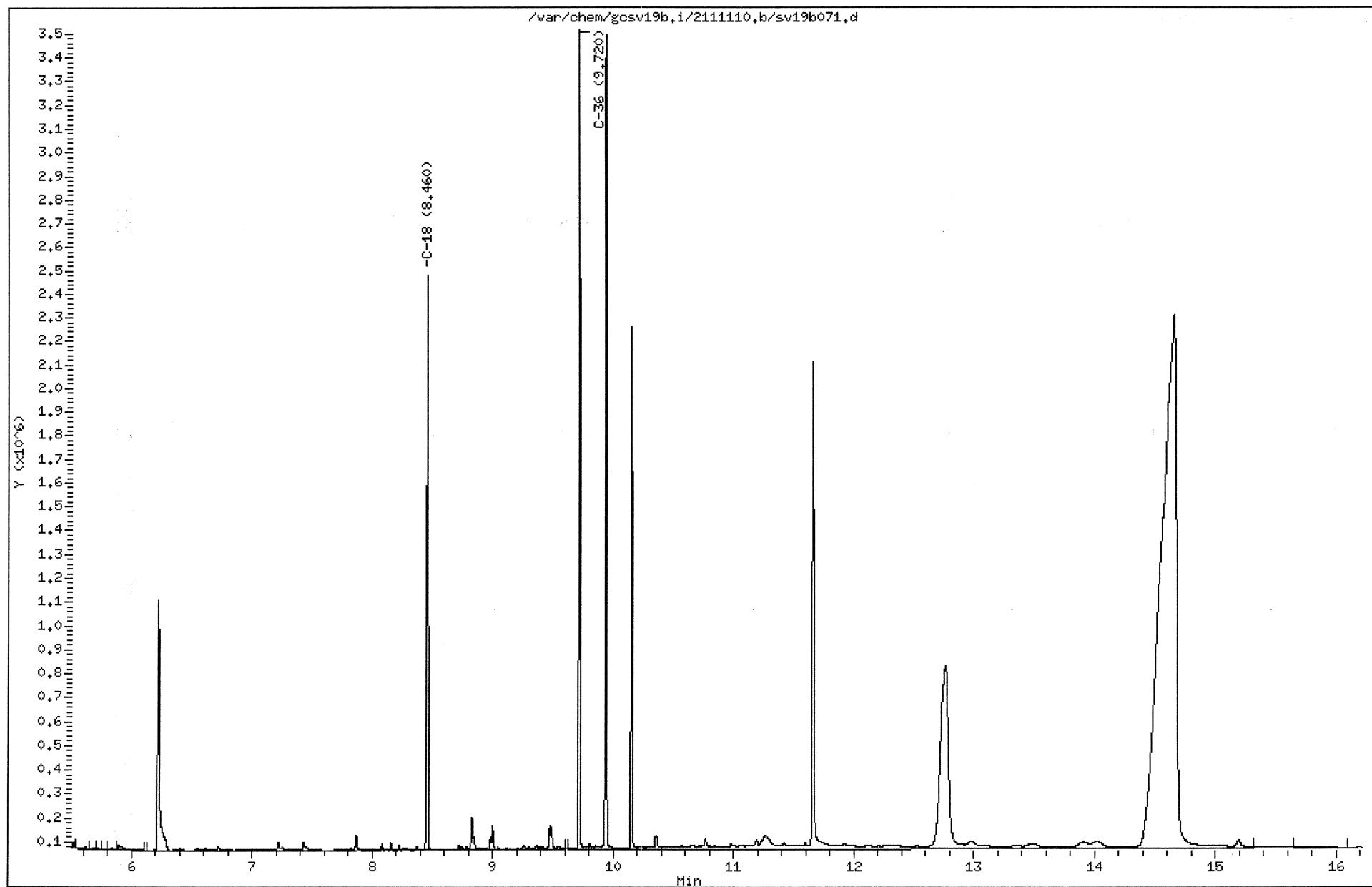
Sample Info: 21110312410*1

Volume Injected (UL): 1.0

Operator: smh

Column phase: DB-5MS-30M

Column diameter: 0.25

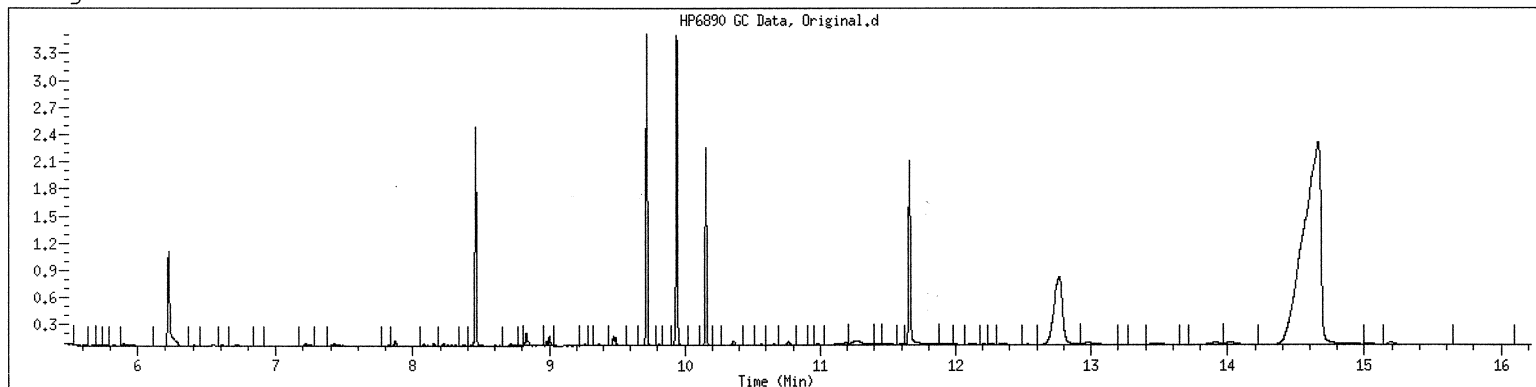


211110257 222

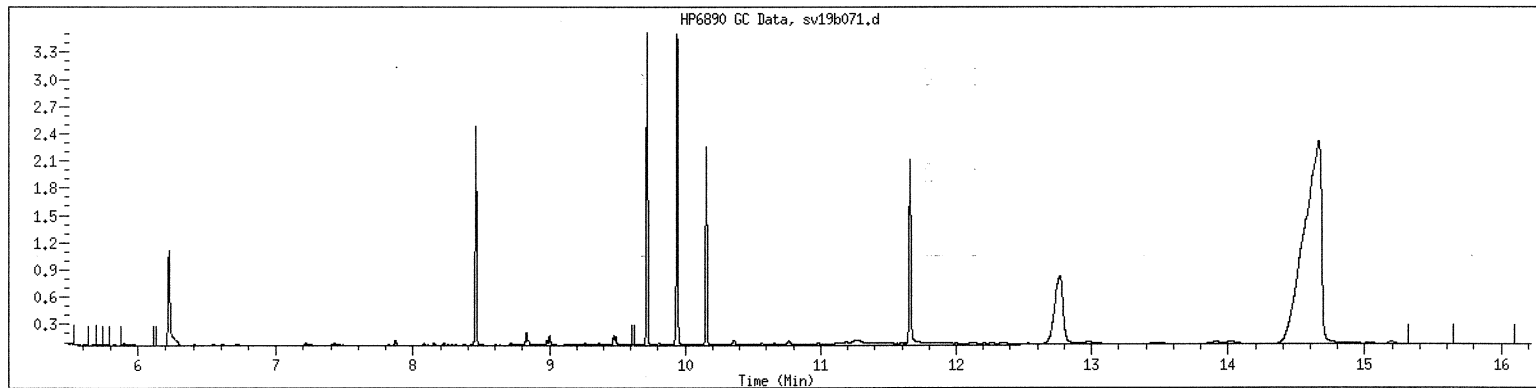
MANUAL INTEGRATION GRAPHIC REPORT

Lab ID : 21110312410 SampleType : MSD
Injection Date: 11/10/2011 22:04 Instrument : gcsv19b.i
Operator : smh
Sample Info : 21110312410*1
Misc Info :
Method : /var/chem/gcsv19b.i/2111110.b/ALPHEPHmass.m
Dilution : 1.00
Matrix : WATER
Integrator : HP Genie Compound Sublist: ALmasseph

Original



Final



✓ BT

FRACTIONATION SAMPLE PREPARATION FORM

EXTRACTION DATE/TIME: 11/2/11		Start: 0800	End: 11/3/11	BATCH NO: 468306	EPH				
MATRIX: WATER <input checked="" type="checkbox"/> SOIL <input type="checkbox"/> OTHER <input type="checkbox"/>		LEVEL: LOW <input checked="" type="checkbox"/> MEDIUM <input type="checkbox"/>							
CLIENT	CLIENT ID	GCAL ID	INITIAL VOL/WT mL g	FINAL VOLUME (mL)	Init pH	ALIP	AROM	SAMPLE TYPE	METHOD
1	QC ACCOUNT MB for HBN 468306 [EXTO/30070]	1002043	1000	20	7	10.0	15.0	MB	SHAKER
2	QC ACCOUNT LCS for HBN 468306 [EXTO/30070]	1002044	1000	20	7	10.0	15.0	LCS	NA
3	QC ACCOUNT LCSD for HBN 468306 [EXTO/30070]	1002045	1000	20	7	10.0	15.0	LCSD	SEPARATORY FUNNEL/3510
4	0080 UST 1011 - EPH PE	21110202113	990	2.0	2.2	10.0	15.0	SAMPLE	8
5	9000 ES046	21110312401	1000	2.0	2.2	10.0	15.0	SAMPLE	SOXHLET/3540
6	9000 ES047	21110312402	990	2.0	2.2	10.0	15.0	SAMPLE	NA
7	9000 ES047 MS	21110312403	980	2.0	2.2	10.0	15.0	MS	
8	9000 ES047 MSD	21110312404	980	2.0	2.2	10.0	15.0	MSD	
9	9000 ES049	21110312405	960	2.0	2.2	10.0	15.0	SAMPLE	
10	9000 ES050	21110312406	990	2.0	2.2	10.0	15.0	SAMPLE	
11	9000 ES051	21110312407	970	2.0	2.2	10.0	15.0	SAMPLE	
12	9000 ES053	21110312408	980	2.0	2.2	10.0	15.0	SAMPLE	
13	9000 ES053 MS	21110312409	990	2.0	2.2	10.0	15.0	MS	
14	9000 ES053 MSD	21110312410	980	2.0	2.2	10.0	15.0	MSD	
15	9000 ES055	21110312411	990	2.0	2.2	10.0	15.0	SAMPLE	
16	9000 ES056	21110312412	990	2.0	2.2	10.0	15.0	SAMPLE	
17									
18									
19									
20									
21									
22									
23									MeCL2 Lot
24									No: 114853
25									HEXANE Lot
26									No: 100351
27									PENTANE Lot
28									No: NA

COMMENTS: SAMPLE PREPARATION INCLUDE DETERMINATION OF SAMPLE VOLUME/WEIGHT, SOLVENT EXTRACTION AND EVAPORATION OF SOLVENT TO FINAL VOLUME

BALANCE ID: NA TEMP: 101

SURROGATE ID	<u>507-29-5</u>	SPIKE ID	<u>507-29-4</u>	<u>Fractionation</u>	<u>507-29-2</u>	TECHNICIAN	DATE
VOLUME	<u>1.0 ml</u>	VOLUME	<u>1.0 ml</u>		<u>1.0 ml</u>	<u>Erica Beyers</u>	<u>11/2/11</u>
CONCENTRATION	<u>400 ug/ml</u>	CONCENTRATION	<u>500 ug/ml</u>		<u>400 ug/ml</u>	<u>Y.M.C.</u>	<u>11/2</u>
SPIKE WITNESS	<u>BT</u>					<u>[Signature]</u>	<u>11/3/11</u>

Revision 3, 10/04/2010

FRACTIONATION SAMPLE PREPARATION FORM

EXTRACTION DATE/TIME: 11/8/11		Start: 1100	End: 1140	BATCH NO: 468721	EPH				
MATRIX: WATER <input checked="" type="checkbox"/> SOIL <input type="checkbox"/> OTHER <input type="checkbox"/>		LEVEL: LOW <input checked="" type="checkbox"/> MEDIUM <input type="checkbox"/>							
CLIENT	CLIENT ID	GCAL ID	INITIAL VOL/WT mL g	FINAL VOLUME (mL)	Init pH	ALIP	AROM	SAMPLE TYPE	METHOD
1	QC ACCOUNT MB for HBN 468721 [EXTO/30116]	1004104	1000	20	7	10.0	16.0	MB	SHAKER
2	QC ACCOUNT LCS for HBN 468721 [EXTO/30116]	1004105	1000	20	7	10.0	15.0	LCS	NA
3	QC ACCOUNT LCSD for HBN 468721 [EXTO/3011]	1004106	1000	20	7	10.0	15.0	LCSD	SEPARATORY FUNNEL/3510
4	9000 ES050	21110312406	990	20	7.2	10.0	15.0	SAMPLE	✓
5	9000 ES053	21110312408	990	20	7.2	10.0	15.0	SAMPLE	SOXHLET/3540
6	9000 ES053 MS	21110312409	990	20	7.2	10.0	15.0	MS	NA
7	9000 ES053 MSD	21110312410	990	20	7.2	10.0	15.0	MSD	
8	9000 ES057	21111042101	990	20	7.2	10.0	15.0	SAMPLE	
9	0080 4Q - GCSV Water LOD	21111031701	1000	20	7	10.0	15.0	SAMPLE	
10	0080 4Q - GCSV Water LOQ	21111031702	1000	20	7	10.0	15.0	SAMPLE	
11									
12									
13									
14									
15									
16									
17									
18									
19									
20									
21									
22									
23									MeCL2 Lot
24									184165
25									HEXANE Lot
26									No:
27									PENTANE Lot
28									No:

COMMENTS: SAMPLE PREPARATION INCLUDE DETERMINATION OF SAMPLE VOLUME/WEIGHT, SOLVENT EXTRACTION AND EVAPORATION OF SOLVENT TO FINAL VOLUME

BALANCE ID: NA

TEMP: 101

SURROGATE ID	507-31-1	SPIKE ID	507-29-4	507-31-2	TECHNICIAN	DATE
VOLUME	1.0 ml	VOLUME	1.0 ml	1.0 ml	Steve Saha	11-8-11
CONCENTRATION	400 ug/ml	CONCENTRATION	50 ug/ml	400 ug/ml		11-8-11
SPIKE WITNESS					SUPERVISOR	DATE
					[Signature]	11/9/11

Revision 3, 10/04/2010

LOD = 200ul spike
LOQ = 400ul spike

LABORATORY CHRONICLE: GCSV DEPARTMENT

Date: 11/03/2011

Instrument: gcsv19b.i

Method File: /var/chem/gcsv19b.i/2111102.b/AROEPHmass.m

Batch: /var/chem/gcsv19b.i/2111102.b

Column-Detector: DB-5MS-30M

Sample ID	Standard ID	DataFile	Wgt/Vol	Injection Time	Dil	Anal	ALS	Comments
dem lot #1118		sv19b051.d	1000.00 ml	02-NOV-2011 15:31	1.000	smh	51	all
1201		sv19b052.d	1000.00 ml	02-NOV-2011 15:55	1.000	smh	52	all
1201		sv19b0521a.d	1000.00 ml	02-NOV-2011 15:55	1.000	smh	52	all
1202		sv19b053.d	1000.00 ml	02-NOV-2011 16:19	1.000	smh	53	all
1202		sv19b0531a.d	1000.00 ml	02-NOV-2011 16:19	1.000	smh	53	all
1203		sv19b054.d	1000.00 ml	02-NOV-2011 16:42	1.000	smh	54	all
1203		sv19b0541a.d	1000.00 ml	02-NOV-2011 16:42	1.000	smh	54	all
1204		sv19b055.d	1000.00 ml	02-NOV-2011 17:07	1.000	smh	55	all
1204		sv19b0551a.d	1000.00 ml	02-NOV-2011 17:07	1.000	smh	55	all
1205		sv19b056.d	1000.00 ml	02-NOV-2011 17:30	1.000	smh	56	all
1205		sv19b0561a.d	1000.00 ml	02-NOV-2011 17:30	1.000	smh	56	all
1600		sv19b057.d	1.00 ml	02-NOV-2011 17:55	1.000	smh	57	all
1600		sv19b0571a.d	1.00 ml	02-NOV-2011 17:55	1.000	smh	57	all
1201		sv19b058.d	1000.00 ml	02-NOV-2011 18:19	1.000	smh	58	ALmasseph
1202		sv19b059.d	1000.00 ml	02-NOV-2011 18:42	1.000	smh	59	ALmasseph
1203		sv19b060.d	1000.00 ml	02-NOV-2011 19:06	1.000	smh	60	ALmasseph
1204		sv19b061.d	1000.00 ml	02-NOV-2011 19:31	1.000	smh	61	ALmasseph
1205		sv19b062.d	1000.00 ml	02-NOV-2011 19:54	1.000	smh	62	ALmasseph
1600		sv19b063.d	1000.00 ml	02-NOV-2011 20:18	1.000	smh	63	all-new

LABORATORY CHRONICLE: GCSV DEPARTMENT

Date: 11/04/2011

Instrument: gcsv19b.i

Method File: /var/chem/gcsv19b.i/2111103.b/ALPHEPHmass.m

Batch: /var/chem/gcsv19b.i/2111103.b

Column-Detector: DB-5MS-30M

Sample ID	Standard ID	DataFile	Wgt/Vol	Injection Time	Dil	Anal	ALS	Comments
dcm lot #1118		sv19b051.d	1000.00 ml	03-NOV-2011 11:07	1.000	smh	51	ALmasseph
1201		sv19b052.d	1000.00 ml	03-NOV-2011 12:55	1.000	smh	52	ALmasseph
1201		sv19b0521a.d	1000.00 ml	03-NOV-2011 12:55	1.000	smh	52	AlipLA
1201		sv19b052s.d	1000.00 ml	03-NOV-2011 12:55	1.000	smh	52	chloro
1202		sv19b053.d	1000.00 ml	03-NOV-2011 13:18	1.000	smh	53	ALmasseph
1202		sv19b0531a.d	1000.00 ml	03-NOV-2011 13:18	1.000	smh	53	AlipLA
1202		sv19b053s.d	1000.00 ml	03-NOV-2011 13:18	1.000	smh	53	chloro
1203		sv19b054.d	1000.00 ml	03-NOV-2011 13:42	1.000	smh	54	ALmasseph
1203		sv19b0541a.d	1000.00 ml	03-NOV-2011 13:42	1.000	smh	54	AlipLA
1203		sv19b054s.d	1000.00 ml	03-NOV-2011 13:42	1.000	smh	54	chloro
1204		sv19b055.d	1000.00 ml	03-NOV-2011 14:06	1.000	smh	55	ALmasseph
1204		sv19b0551a.d	1000.00 ml	03-NOV-2011 14:06	1.000	smh	55	AlipLA
1204		sv19b055s.d	1000.00 ml	03-NOV-2011 14:06	1.000	smh	55	chloro
1205		sv19b056.d	1000.00 ml	03-NOV-2011 14:30	1.000	smh	56	ALmasseph
1205		sv19b0561a.d	1000.00 ml	03-NOV-2011 14:30	1.000	smh	56	AlipLA
1205		sv19b056s.d	1000.00 ml	03-NOV-2011 14:30	1.000	smh	56	chloro
1600		sv19b057.d	1.00 ml	03-NOV-2011 14:54	1.000	smh	57	ALmasseph
1600		sv19b0571a.d	1.00 ml	03-NOV-2011 14:54	1.000	smh	57	ALmasseph

LABORATORY CHRONICLE: GCSV DEPARTMENT

Date: 11/08/2011

Instrument: gcsv19b.i

Method File: /var/chem/gcsv19b.i/2111104.b/AROEPHmass.m

Batch: /var/chem/gcsv19b.i/2111104.b

Column-Detector: DB-5MS-30M

Sample ID	Standard ID	DataFile	Wgt/Vol	Injection Time	Dil	Anal	ALS	Comments
dcm lot #1118		sv19b051.d	1000.00 ml	04-NOV-2011 08:24	1.000	smh	51	all
1400		sv19b052.d	1000.00 ml	04-NOV-2011 08:48	1.000	smh	52	all
1400		sv19b053.d	1000.00 ml	04-NOV-2011 09:12	1.000	smh	53	ALmasseph
1002043		sv19b054.d	1000.00 ml	04-NOV-2011 11:18	1.000	smh	54	all
1002043		sv19b055.d	1000.00 ml	04-NOV-2011 11:42	1.000	smh	55	ALmasseph
1002043		sv19b055s.d	1000.00 ml	04-NOV-2011 11:42	1.000	smh	55	Chloro
1002044		sv19b056.d	1000.00 ml	04-NOV-2011 12:06	1.000	smh	56	all
1002044		sv19b057.d	1000.00 ml	04-NOV-2011 12:30	1.000	smh	57	ALmasseph
1002045		sv19b058.d	1000.00 ml	04-NOV-2011 12:54	1.000	smh	58	all
1002045		sv19b059.d	1000.00 ml	04-NOV-2011 13:18	1.000	smh	59	ALmasseph
21110202113		sv19b060.d	990.00 ml	04-NOV-2011 13:43	1.000	smh	60	all
21110202113		sv19b061.d	990.00 ml	04-NOV-2011 14:07	1.000	smh	61	ALmasseph
21110312401		sv19b062.d	1000.00 ml	04-NOV-2011 14:31	1.000	smh	62	all
21110312401		sv19b062s.d	1000.00 ml	04-NOV-2011 14:31	1.000	smh	62	surr
21110312401		sv19b063.d	1000.00 ml	04-NOV-2011 14:56	1.000	smh	63	ALmasseph
21110312401		sv19b063s.d	1000.00 ml	04-NOV-2011 14:56	1.000	smh	63	Chloro
1400		sv19b064.d	1000.00 ml	04-NOV-2011 15:20	1.000	smh	64	all
1400		sv19b065.d	1000.00 ml	04-NOV-2011 15:45	1.000	smh	65	ALmasseph
21110312402		sv19b068.d	990.00 ml	04-NOV-2011 16:58	1.000	smh	68	all
21110312402		sv19b068s.d	990.00 ml	04-NOV-2011 16:58	1.000	smh	68	surr
21110312402		sv19b069.d	990.00 ml	04-NOV-2011 17:23	1.000	smh	69	ALmasseph
21110312402		sv19b069s.d	990.00 ml	04-NOV-2011 17:23	1.000	smh	69	Chloro
21110312403		sv19b070.d	980.00 ml	04-NOV-2011 17:47	1.000	smh	70	all
21110312403		sv19b070s.d	980.00 ml	04-NOV-2011 17:47	1.000	smh	70	all
21110312403		sv19b071.d	980.00 ml	04-NOV-2011 18:12	1.000	smh	71	ALmasseph
21110312403		sv19b071s.d	980.00 ml	04-NOV-2011 18:12	1.000	smh	71	ALmasseph
21110312404		sv19b072.d	980.00 ml	04-NOV-2011 18:36	1.000	smh	72	all
21110312404		sv19b072s.d	980.00 ml	04-NOV-2011 18:36	1.000	smh	72	all
21110312404		sv19b073.d	980.00 ml	04-NOV-2011 19:01	1.000	smh	73	ALmasseph
21110312404		sv19b073s.d	980.00 ml	04-NOV-2011 19:01	1.000	smh	73	ALmasseph
21110312405		sv19b074.d	960.00 ml	04-NOV-2011 19:25	1.000	smh	74	all
21110312405		sv19b075.d	960.00 ml	04-NOV-2011 19:49	1.000	smh	75	ALmasseph
21110312405		sv19b075s.d	960.00 ml	04-NOV-2011 19:49	1.000	smh	75	Chloro
21110312406		sv19b076.d	990.00 ml	04-NOV-2011 20:13	1.000	smh	76	all
21110312406		sv19b077.d	990.00 ml	04-NOV-2011 20:38	1.000	smh	77	ALmasseph
21110312406		sv19b077s.d	990.00 ml	04-NOV-2011 20:38	1.000	smh	77	Chloro

LABORATORY CHRONICLE: GCSV DEPARTMENT

Date: 11/08/2011

Instrument: gcsv19b.i

Method File: /var/chem/gcsv19b.i/2111104.b/AROEPHmass.m

Batch: /var/chem/gcsv19b.i/2111104.b

Column-Detector: DB-5MS-30M

Sample ID	Standard ID	DataFile	Wgt/Vol	Injection Time	Dil	Anal	ALS	Comments
1400		sv19b078.d	1000.00 ml	04-NOV-2011 21:02	1.000	smh	78	all
1400		sv19b079.d	1000.00 ml	04-NOV-2011 21:26	1.000	smh	79	ALmasseph
21110312407		sv19b082.d	970.00 ml	04-NOV-2011 22:38	1.000	smh	82	all
21110312407		sv19b083.d	970.00 ml	04-NOV-2011 23:02	1.000	smh	83	ALmasseph
21110312407		sv19b083s.d	970.00 ml	04-NOV-2011 23:02	1.000	smh	83	Chloro
21110312408		sv19b084.d	980.00 ml	04-NOV-2011 23:26	1.000	smh	84	all
21110312408		sv19b085.d	980.00 ml	04-NOV-2011 23:50	1.000	smh	85	ALmasseph
21110312408		sv19b085s.d	980.00 ml	04-NOV-2011 23:50	1.000	smh	85	Chloro
21110312409		sv19b086.d	990.00 ml	05-NOV-2011 00:14	1.000	smh	86	all
21110312409		sv19b087.d	990.00 ml	05-NOV-2011 00:38	1.000	smh	87	ALmasseph
21110312409		sv19b087s.d	990.00 ml	05-NOV-2011 00:38	1.000	smh	87	Chloro
21110312410		sv19b088.d	980.00 ml	05-NOV-2011 01:02	1.000	smh	88	all
21110312410		sv19b089.d	980.00 ml	05-NOV-2011 01:26	1.000	smh	89	ALmasseph
21110312410		sv19b089s.d	980.00 ml	05-NOV-2011 01:26	1.000	smh	89	Chloro
21110312411		sv19b090.d	990.00 ml	05-NOV-2011 01:50	1.000	smh	90	all
21110312411		sv19b091.d	990.00 ml	05-NOV-2011 02:14	1.000	smh	91	ALmasseph
21110312411		sv19b091s.d	990.00 ml	05-NOV-2011 02:14	1.000	smh	91	Chloro
1400		sv19b092.d	1000.00 ml	05-NOV-2011 02:38	1.000	smh	92	all
1400		sv19b093.d	1000.00 ml	05-NOV-2011 03:02	1.000	smh	93	ALmasseph
1400		sv19b094.d	1000.00 ml	05-NOV-2011 03:26	1.000	smh	92	all
1400		sv19b095.d	1000.00 ml	05-NOV-2011 03:49	1.000	smh	93	AlipLA
21110312412		sv19b096.d	990.00 ml	05-NOV-2011 04:13	1.000	smh	96	all
21110312412		sv19b097.d	990.00 ml	05-NOV-2011 04:37	1.000	smh	97	ALmasseph
21110312412		sv19b097s.d	990.00 ml	05-NOV-2011 04:37	1.000	smh	97	Chloro
1002322		sv19b098.d	1000.00 ml	05-NOV-2011 05:00	1.000	smh	98	all
1002322		sv19b099.d	1000.00 ml	05-NOV-2011 05:24	1.000	smh	99	AlipLA
1002322		sv19b099s.d	1000.00 ml	05-NOV-2011 05:24	1.000	smh	99	chloro
1002323		sv19b101.d	1000.00 ml	05-NOV-2011 05:48	1.000	smh	1	all
1002323		sv19b102.d	1000.00 ml	05-NOV-2011 06:11	1.000	smh	2	AlipLA
1002324		sv19b103.d	1000.00 ml	05-NOV-2011 06:35	1.000	smh	3	all
1002324		sv19b104.d	1000.00 ml	05-NOV-2011 06:58	1.000	smh	4	AlipLA
21110250603		sv19b105.d	960.00 ml	05-NOV-2011 07:22	1.000	smh	5	all
21110250603		sv19b105s.d	960.00 ml	05-NOV-2011 07:22	1.000	smh	5	surr
21110250603		sv19b106.d	960.00 ml	05-NOV-2011 07:45	1.000	smh	6	AlipLA
21110250603		sv19b106s.d	960.00 ml	05-NOV-2011 07:45	1.000	smh	6	Chloro
1400		sv19b107.d	1000.00 ml	05-NOV-2011 08:09	1.000	smh	7	all

LABORATORY CHRONICLE: GCSV DEPARTMENT

Date: 11/11/2011

Instrument: gcsv19b.i

Method File: /var/chem/gcsv19b.i/2111110.b/AROEPHmass.m

Batch: /var/chem/gcsv19b.i/2111110.b

Column-Detector: DB-5MS-30M

Sample ID	Standard ID	DataFile	Wgt/Vol	Injection Time	Dil	Anal	ALS	Comments
dcm lot #1118		sv19b051.d	1000.00 ml	10-NOV-2011 13:49	1.000	smh	51	all
1400		sv19b052.d	1000.00 ml	10-NOV-2011 14:13	1.000	smh	52	cal
1400		sv19b053.d	1000.00 ml	10-NOV-2011 14:37	1.000	smh	53	ALmasseph
1004104		sv19b054.d	1000.00 ml	10-NOV-2011 15:15	1.000	smh	54	all
1004104		sv19b055.d	1000.00 ml	10-NOV-2011 15:39	1.000	smh	55	ALmasseph
1004105		sv19b056.d	1000.00 ml	10-NOV-2011 16:03	1.000	smh	56	all
1004105		sv19b057.d	1000.00 ml	10-NOV-2011 16:27	1.000	smh	57	ALmasseph
1004106		sv19b058.d	1000.00 ml	10-NOV-2011 16:51	1.000	smh	58	all
1004106		sv19b059.d	1000.00 ml	10-NOV-2011 17:15	1.000	smh	59	ALmasseph
21110312406		sv19b060.d	990.00 ml	10-NOV-2011 17:40	1.000	smh	60	all
21110312406		sv19b061.d	990.00 ml	10-NOV-2011 18:04	1.000	smh	61	ALmasseph
21110312408		sv19b062.d	990.00 ml	10-NOV-2011 18:28	1.000	smh	62	all
21110312408		sv19b063.d	990.00 ml	10-NOV-2011 18:52	1.000	smh	63	ALmasseph
21110312408		sv19b063s.d	990.00 ml	10-NOV-2011 18:52	1.000	smh	63	Chloro
1400		sv19b064.d	1000.00 ml	10-NOV-2011 19:16	1.000	smh	64	cal
1400		sv19b065.d	1000.00 ml	10-NOV-2011 19:40	1.000	smh	65	ALmasseph
1400		sv19b066.d	1000.00 ml	10-NOV-2011 20:04	1.000	smh	64	cal
1400		sv19b067.d	1000.00 ml	10-NOV-2011 20:28	1.000	smh	65	ALmasseph
21110312409		sv19b068.d	990.00 ml	10-NOV-2011 20:52	1.000	smh	68	all
21110312409		sv19b069.d	990.00 ml	10-NOV-2011 21:16	1.000	smh	69	ALmasseph
21110312409		sv19b069s.d	990.00 ml	10-NOV-2011 21:16	1.000	smh	69	Chloro
21110312410		sv19b070.d	990.00 ml	10-NOV-2011 21:40	1.000	smh	70	all
21110312410		sv19b071.d	990.00 ml	10-NOV-2011 22:04	1.000	smh	71	ALmasseph
21110312410		sv19b071s.d	990.00 ml	10-NOV-2011 22:04	1.000	smh	71	Chloro
21111042101		sv19b072.d	990.00 ml	10-NOV-2011 22:29	1.000	smh	72	all
21111042101		sv19b073.d	990.00 ml	10-NOV-2011 22:53	1.000	smh	73	ALmasseph
21111031701		sv19b074.d	1000.00 ml	10-NOV-2011 23:17	1.000	smh	74	all
21111031701		sv19b075.d	1000.00 ml	10-NOV-2011 23:41	1.000	smh	75	ALmasseph
21111031702		sv19b076.d	1000.00 ml	11-NOV-2011 00:05	1.000	smh	76	all
21111031702		sv19b077.d	1000.00 ml	11-NOV-2011 00:29	1.000	smh	77	ALmasseph
1400		sv19b078.d	1000.00 ml	11-NOV-2011 00:54	1.000	smh	78	cal
1400		sv19b079.d	1000.00 ml	11-NOV-2011 01:18	1.000	smh	79	ALmasseph
1400		sv19b080.d	1000.00 ml	11-NOV-2011 01:42	1.000	smh	78	cal
1400		sv19b081.d	1000.00 ml	11-NOV-2011 02:07	1.000	smh	79	ALmasseph

2E
WATER ORGANIC SURROGATE RECOVERY

Lab Name: GCAL Contract: _____

Lab Code: LA024 Case No.: _____ SAS No.: _____ SDG No.: 211110257

GC Column (1): _____ ID: _____ (mm) GC Cloumn (2): _____ ID: _____ (mm)

Method: MASSVPH

EPA SAMPLE NO.	SMC1				SMC1				SMC2				SMC2				TOT OUT
	1-(1)	Lo	Hi	F	1-(2)	Lo	Hi	F	2-(1)	Lo	Hi	F	2-(2)	Lo	Hi	F	
1. ES050	105	70	130						102	70	130						0
2. ES051	103	70	130						104	70	130						0
3. MB1003187	100	70	130						96	70	130						0
4. LCS1003188	104	70	130						98	70	130						0

SMC 1 : 2,5-Dibromotoluene (PID)

SMC 2 : 2,5-Dibromotoluene (FID)

Column to be used to flag recovery limits

* Value outside of contract required limits

D Surrogate diluted out

3E
WATER ORGANICS LCS/LCSD RECOVERY

Lab Name: GCAL
 Lab Code: LA024 Case No.: _____ SAS No.: _____ SDG No.: 211110257
 Contract: _____ Method: MASSVPH
 Prep Batch: _____ Analytical Batch: 468512

SAMPLE NO : 1003188

COMPOUND	UNITS	SPIKE ADDED	SAMPLE CONCENTRATION	LCS CONCENTRATION	LCS % REC	LCS % REC FLAG	QC. LIMITS
C5-C8 Aliphatic	ug/L	200	0	152	76		60 - 140
C9-C10 Aromatic	ug/L	50	0	54.4	109		60 - 140
C9-C12 Aliphatic	ug/L	100	0	105	105		60 - 140

RPD : 0 out of 0 outside limits
 Spike Recovery: 0 out of 3 outside limits

FORM III ORG-1

211110257 232

3E
WATER ORGANICS MS/MSD RECOVERY

Lab Name: GCAL Sample ID: ES053
 Lab Code: LA024 Case No.: _____ SAS No.: _____ SDG No.: 211110257
 Contract: _____ Method: MASSVPH
 Prep Batch: _____ Analytical Batch: 468512

SAMPLE NO : 21110312409

COMPOUND	UNITS	SPIKE ADDED	SAMPLE CONCENTRATION	MS CONCENTRATION	MS % REC	MS % REC FLAG	QC. LIMITS
C5-C8 Aliphatic	ug/L	200	0	156	78		60 - 140
C9-C10 Aromatic	ug/L	50	0	61.2	122		60 - 140
C9-C12 Aliphatic	ug/L	100	0	112	112		60 - 140

SAMPLE NO : 21110312410

COMPOUND	UNITS	SPIKE ADDED	MSD CONC.	MSD % REC	REC FLAG	% RPD	RPD FLAG	QC. LIMITS REC	QC. LIMITS RPD
C5-C8 Aliphatic	ug/L	200	170	85		9		60 - 140	0 - 30
C9-C10 Aromatic	ug/L	50	61	122		.3		60 - 140	0 - 30
C9-C12 Aliphatic	ug/L	100	117	117		4		60 - 140	0 - 30

RPD : 0 out of 3 outside limits
 Spike Recovery: 0 out of 6 outside limits

ORGANIC METHOD BLANK SUMMARY

Lab Name: GCAL Sample ID: MB1003187
 Lab Code: LA024 Case No.: _____ Contract: _____
 Lab Sample ID: 1003187 SAS No.: _____ SDG No.: 211110257
 Matrix: Water Sulfur Cleanup: (Y/N) N Date Extracted: _____
 Date Analyzed (1): 11/07/11 Time (1): 1221 Date Analyzed (2): _____ Time (2): _____
 Instrument ID (1): GCV5B Instrument ID (2): _____ (mm)
 GC Column (1): _____ ID: _____ (mm) GC Column (2): _____ ID: _____
 Method: MASSVPH Prep Batch: _____ Analytical Batch: 468512
 Lab File ID: 2111107/v5003

THIS METHOD BLANK APPLIES TO THE FOLLOWING SAMPLES

	<i>SAMPLE NO.</i>	<i>LAB SAMPLE ID</i>	<i>DATE ANALYZED</i>	<i>TIME ANALYZED</i>	<i>INSTRUMENT ID</i>
1.	LCS1003188	1003188	11/07/11	1151	GCV5B
2.	ES050	21110312406	11/07/11	2054	GCV5B
3.	ES051	21110312407	11/07/11	2123	GCV5B

1D
ORGANICS ANALYSIS DATA SHEET

Lab Name: GCAL Sample ID: ES050
 Lab Code: LA024 Case No.: _____ Contract: _____
 Matrix: Water SAS No.: _____ SDG No.: 211110257
 Sample wt/vol: 5 Units: mL Lab Sample ID: 21110312406
 Level: (low/med) _____ Date Collected: 10/25/11 Time: 0950
 % Moisture: _____ decanted: (Y/N) _____ Date Received: 10/29/11
 GC Column: _____ ID: _____ (mm) Date Extracted: _____
 Concentrated Extract Volume: 5000 (µL) Date Analyzed: 11/07/11 Time: 2054
 Soil Aliquot Volume: _____ (µL) Dilution Factor: 1 Analyst: JAR
 Injection Volume: 1 (µL) Prep Method: _____
 GPC Cleanup: (Y/N) N pH: _____ Analytical Method: MASSVPH
 Prep Batch: _____ Analytical Batch: 468512 Sulfur Cleanup: (Y/N) N Instrument ID: GCV5B
 CONCENTRATION UNITS: ug/L Lab File ID: 2111107/v5017

CAS NO.	COMPOUND	RESULT	Q	MDL	LOD	LOQ
GCV-00-4	C5-C8 Aliphatic	15.0	U	3.31	15.0	30.0
GCV-00-6	C9-C10 Aromatic	5.00	U	1.24	5.00	10.0
GCV-00-5	C9-C12 Aliphatic	10.0	U	3.20	10.0	20.0

GCAL, Inc.

Data file : /var/chem/gcv5b.i/2111107.b/v5017.d
 Lab Smp Id: 21110312406 Client Smp ID: 21110312406
 Inj Date : 07-NOV-2011 20:54
 Operator : JAR Inst ID: gcv5b.i
 Smp Info : 21110312406
 Misc Info :
 Comment :
 Method : /var/chem/gcv5b.i/2111107.b/PIDMVPH.m
 Meth Date : 08-Nov-2011 13:39 jar Quant Type: ESTD
 Cal Date : 05-NOV-2011 01:52 Cal File: v5011.d
 Als bottle: 1
 Dil Factor: 1.00000
 Integrator: Falcon Compound Sublist: aromatic.sub
 Target Version: 3.50
 Processing Host: org.gcal.com

Concentration Formula: Amt * DF * Uf * Vt / (Vo * Vi) * CpndVariable

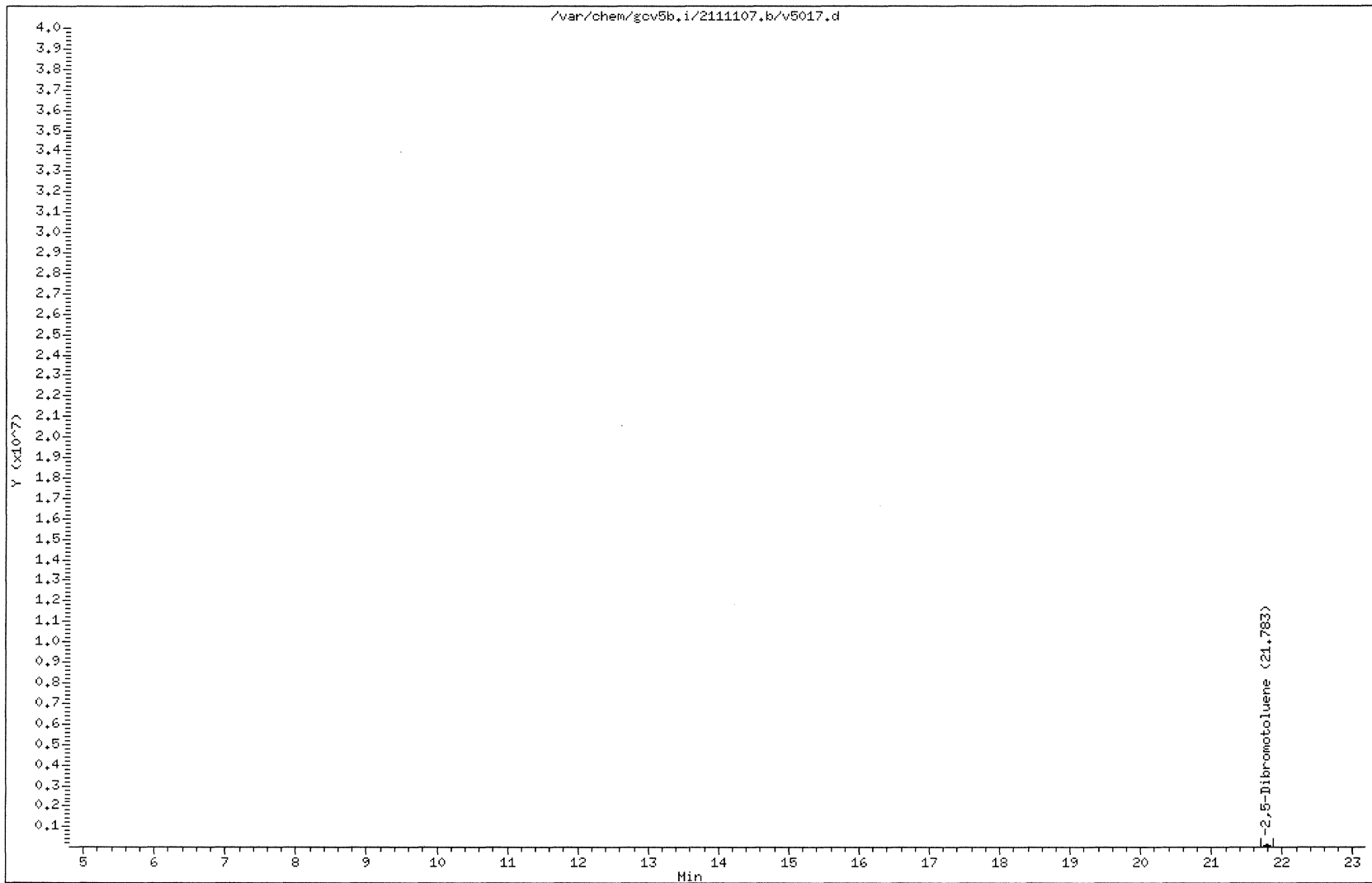
Name	Value	Description
DF	1.00000	Dilution Factor
Uf	1.00000	Correction factor
Vt	1.00000	Volume of final extract (mL)
Vo	1.00000	Volume of sample extracted (mL)
Vi	1.00000	Volume injected (uL)

Cpnd Variable Local Compound Variable

Compounds	RT	EXP RT	DLT RT	RESPONSE	CONCENTRATIONS	
					ON-COLUMN (ug/L)	FINAL (ug/L)
=====	==	=====	=====	=====	=====	=====
\$ 10 2,5-Dibromotoluene	21.783	21.781	0.002	365743	52.3083	52.3

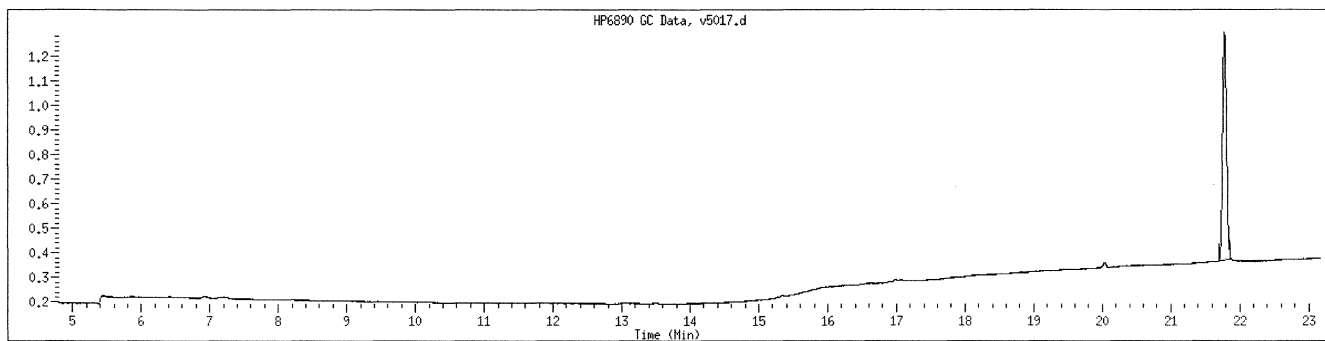
Data File: /var/chem/gov5b.i/2111107.b/v5017.d
Date : 07-NOV-2011 20:54
Client ID: 21110312406
Sample Info: 21110312406
Volume Injected (uL): 1.0
Column phase: DB-624-30

Instrument: gov5b.i
Operator: JAR
Column diameter: 0.53



MANUAL INTEGRATION GRAPHIC REPORT

Lab ID : 21110312406 SampleType : SAMPLE
Injection Date: 11/07/2011 20:54 Instrument : gcv5b.i
Operator : JAR
Sample Info : 21110312406
Misc Info :
Method : /var/chem/gcv5b.i/2111107.b/PIDMVPH.m
Dilution : 1.0
Matrix : WATER
Integrator : Falcon Compound Sublist: aromatic



NO MANUAL INTEGRATIONS

GCAL, Inc.

Data file : /var/chem/gcv5a.i/2111107.b/v5017.d
Lab Smp Id: 21110312406 Client Smp ID: 21110312406
Inj Date : 07-NOV-2011 20:54
Operator : JAR Inst ID: gcv5a.i
Smp Info : 21110312406
Misc Info :
Comment :
Method : /var/chem/gcv5a.i/2111107.b/FIDMVPH.m
Meth Date : 08-Nov-2011 10:11 jar Quant Type: ESTD
Cal Date : 05-NOV-2011 01:52 Cal File: v5011.d
Als bottle: 1
Dil Factor: 1.00000
Integrator: Falcon Compound Sublist: aliphatic1+surr.sub
Target Version: 3.50
Processing Host: org.gcal.com

Concentration Formula: Amt * DF * Uf * Vt / (Vo * Vi) * CpndVariable

Name	Value	Description
DF	1.00000	Dilution Factor
Uf	1.00000	Correction factor
Vt	1.00000	Volume of final extract (mL)
Vo	1.00000	Volume of sample extracted (mL)
Vi	1.00000	Volume injected (uL)

Cpnd Variable Local Compound Variable

Compounds	CONCENTRATIONS					
	RT	EXP RT	DLT RT	RESPONSE	ON-COLUMN (ug/L)	FINAL (ug/L)
§ 17 2,5-Dibromotoluene	21.296	21.301	-0.005	152299	50.9421	50.9

Date : 07-NOV-2011 20:54

Client ID: 21110312406

Instrument: gov5a.i

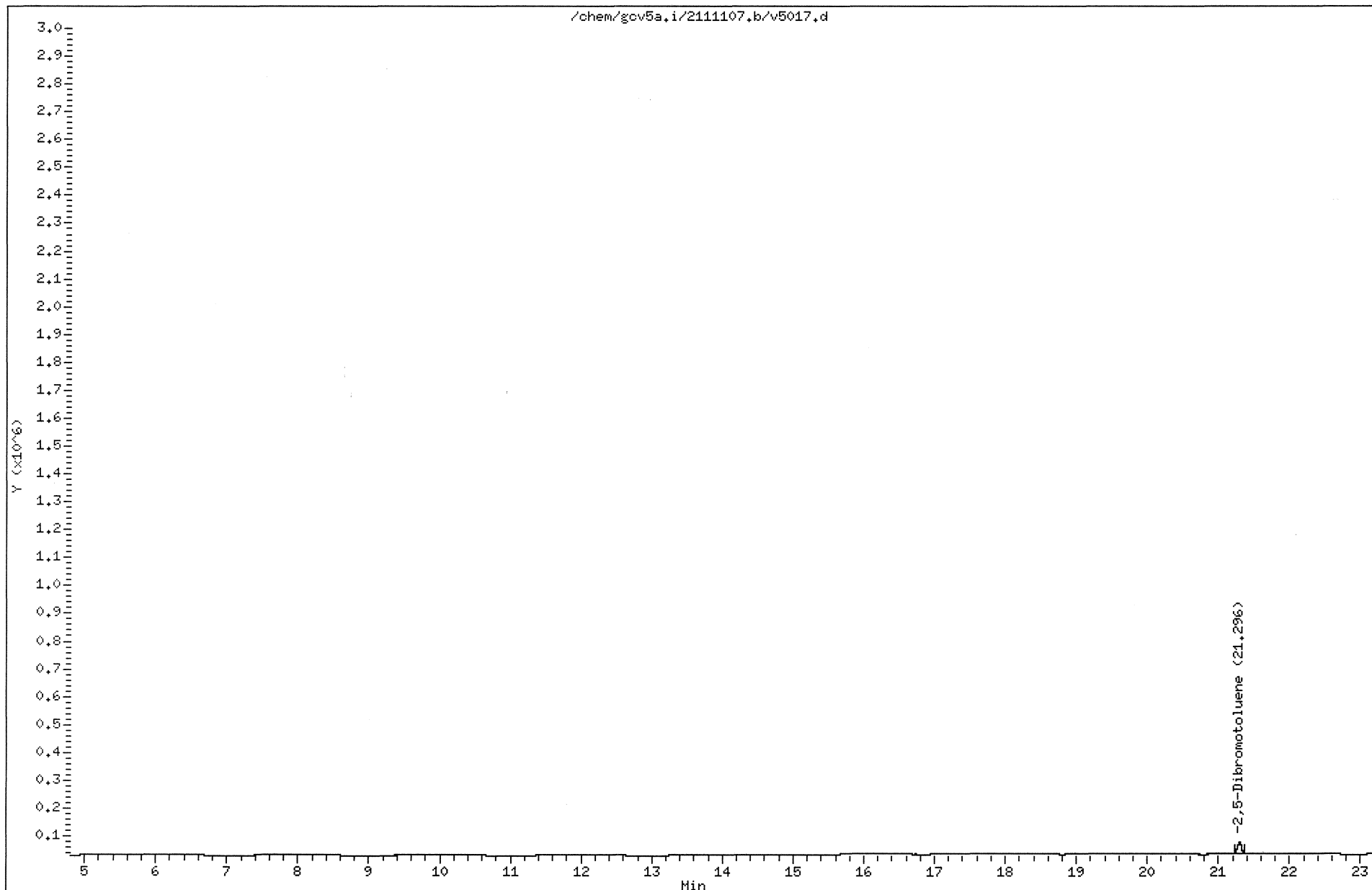
Sample Info: 21110312406

Volume Injected (uL): 1.0

Operator: JAR

Column phase: DB-624-30

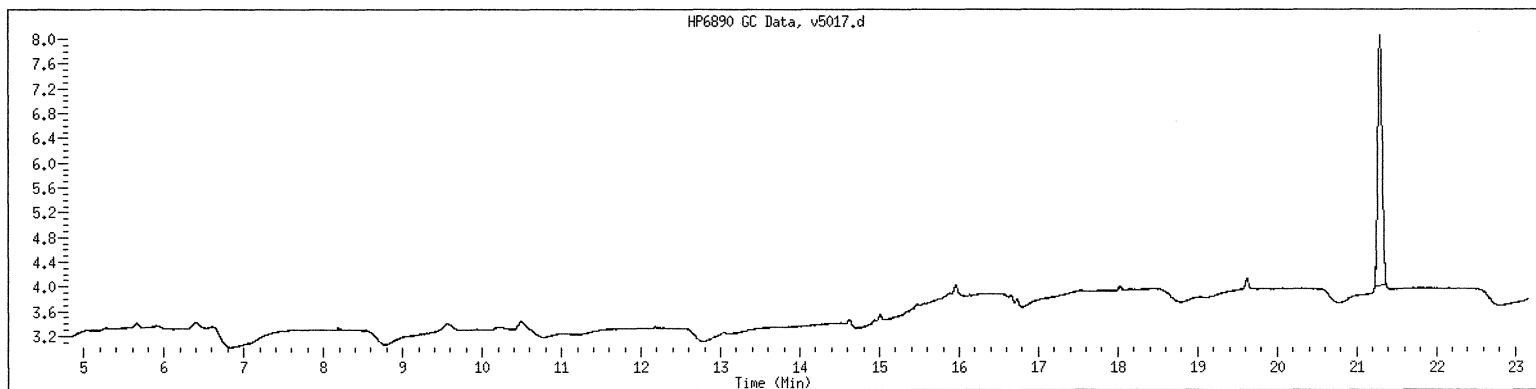
Column diameter: 0.53



211110257 240

MANUAL INTEGRATION GRAPHIC REPORT

Lab ID : 21110312406 SampleType : SAMPLE
Injection Date: 11/07/2011 20:54 Instrument : gcv5a.i
Operator : JAR
Sample Info : 21110312406
Misc Info :
Method : /var/chem/gcv5a.i/2111107.b/FIDMVPH.m
Dilution : 1.0
Matrix : WATER
Integrator : Falcon Compound Sublist: aliphatic1+surr



NO MANUAL INTEGRATIONS

1D
ORGANICS ANALYSIS DATA SHEET

Lab Name: GCAL Sample ID: ES051
 Lab Code: LA024 Case No.: _____ Contract: _____
 Matrix: Water SAS No.: _____ SDG No.: 211110257
 Sample wt/vol: 5 Units: mL Lab Sample ID: 21110312407
 Level: (low/med) _____ Date Collected: 10/25/11 Time: 1130
 % Moisture: _____ decanted: (Y/N) _____ Date Received: 10/29/11
 GC Column: _____ ID: _____ (mm) Date Extracted: _____
 Concentrated Extract Volume: 5000 (µL) Date Analyzed: 11/07/11 Time: 2123
 Soil Aliquot Volume: _____ (µL) Dilution Factor: 1 Analyst: JAR
 Injection Volume: 1 (µL) Prep Method: _____
 GPC Cleanup: (Y/N) N pH: _____ Analytical Method: MASSVPH
 Prep Batch: _____ Analytical Batch: 468512 Sulfur Cleanup: (Y/N) N Instrument ID: GCV5B
 CONCENTRATION UNITS: ug/L Lab File ID: 2111107/v5018

CAS NO.	COMPOUND	RESULT	Q	MDL	LOD	LOQ
GCV-00-4	C5-C8 Aliphatic	15.0	U	3.31	15.0	30.0
GCV-00-6	C9-C10 Aromatic	5.00	U	1.24	5.00	10.0
GCV-00-5	C9-C12 Aliphatic	10.0	U	3.20	10.0	20.0

GCAL, Inc.

Data file : /var/chem/gcv5b.i/2111107.b/v5018.d
Lab Smp Id: 21110312407 Client Smp ID: 21110312407
Inj Date : 07-NOV-2011 21:23
Operator : JAR Inst ID: gcv5b.i
Smp Info : 21110312407
Misc Info :
Comment :
Method : /var/chem/gcv5b.i/2111107.b/PIDMVPH.m
Meth Date : 08-Nov-2011 13:39 jar Quant Type: ESTD
Cal Date : 05-NOV-2011 01:52 Cal File: v5011.d
Als bottle: 1
Dil Factor: 1.00000
Integrator: Falcon Compound Sublist: aromatic.sub
Target Version: 3.50
Processing Host: org.gcal.com

Concentration Formula: Amt * DF * Uf * Vt / (Vo * Vi) * CpndVariable

Name	Value	Description
DF	1.00000	Dilution Factor
Uf	1.00000	Correction factor
Vt	1.00000	Volume of final extract (mL)
Vo	1.00000	Volume of sample extracted (mL)
Vi	1.00000	Volume injected (uL)

Cpnd Variable Local Compound Variable

Compounds	RT	EXP RT	DLT RT	RESPONSE	CONCENTRATIONS	
					ON-COLUMN (ug/L)	FINAL (ug/L)
=====	==	=====	=====	=====	=====	=====
\$ 10 2,5-Dibromotoluene	21.779	21.781	-0.002	360179	51.5125	51.5

Data File: /var/chem/gov5b.i/2111107.b/v5018.d

Page 1

Date : 07-NOV-2011 21:23

Client ID: 21110312407

Instrument: gov5b.i

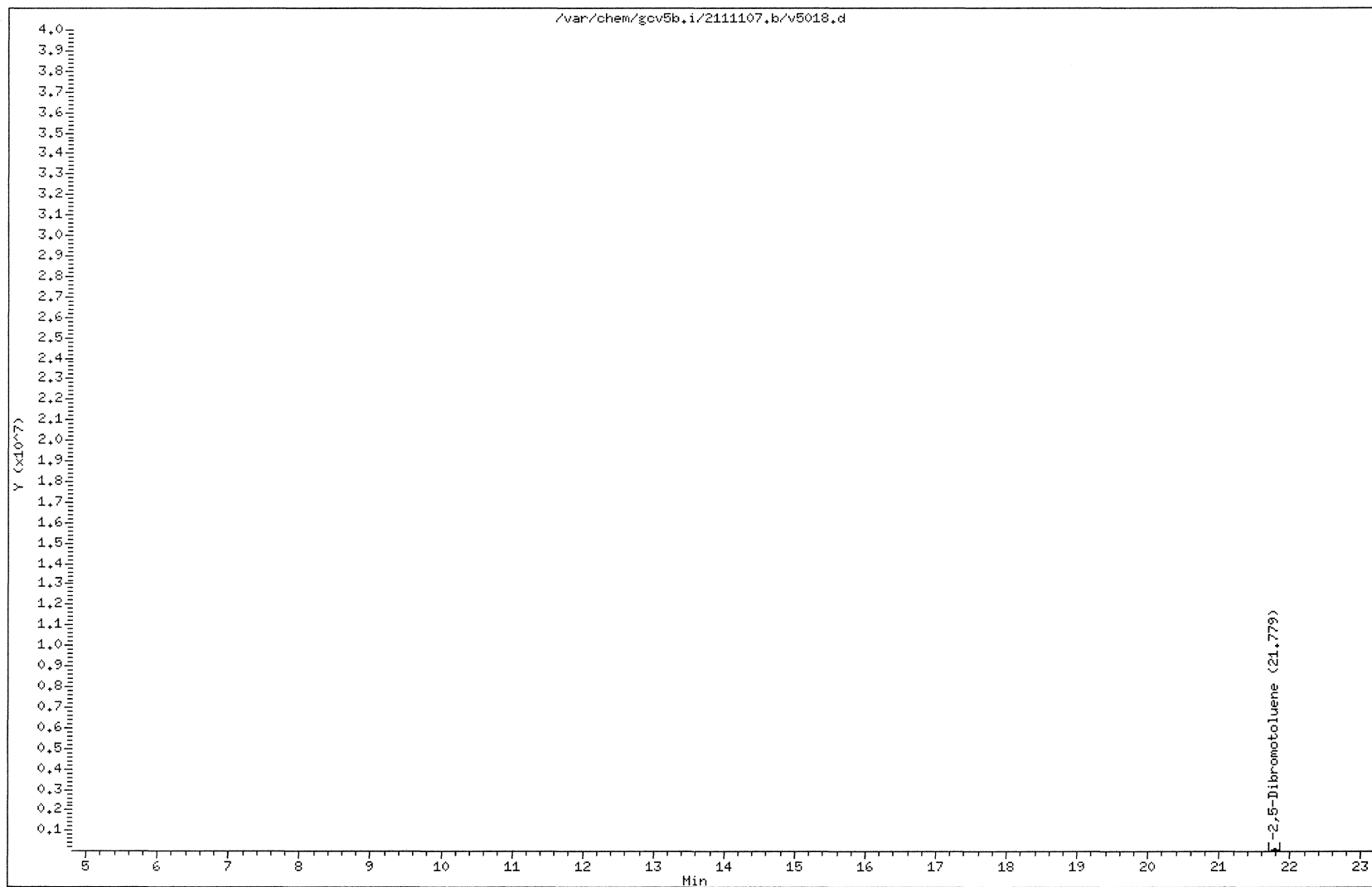
Sample Info: 21110312407

Volume Injected (uL): 1.0

Operator: JAR

Column phase: DB-624-30

Column diameter: 0.53

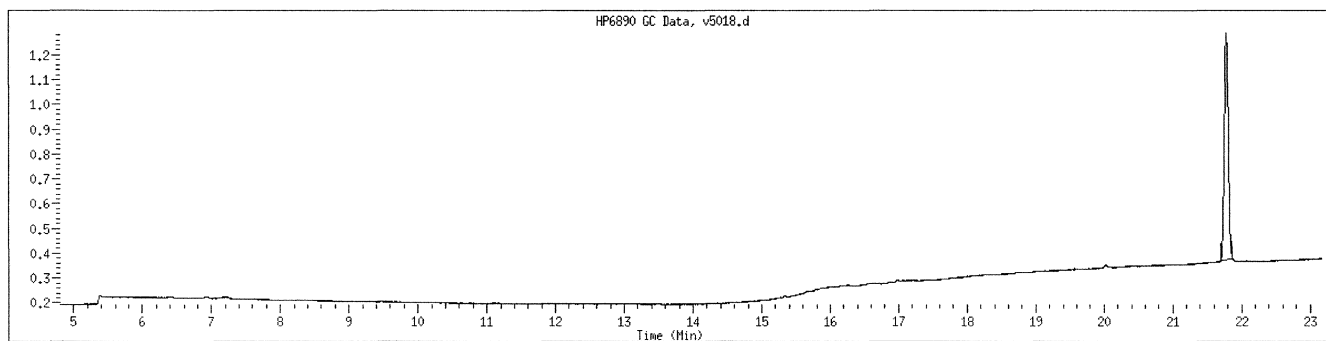


211110257 244

Report Date: 11/08/2011 13:41

MANUAL INTEGRATION GRAPHIC REPORT

Lab ID : 21110312407 SampleType : SAMPLE
Injection Date: 11/07/2011 21:23 Instrument : gcv5b.i
Operator : JAR
Sample Info : 21110312407
Misc Info :
Method : /var/chem/gcv5b.i/2111107.b/PIDMVPH.m
Dilution : 1.0
Matrix : WATER
Integrator : Falcon Compound Sublist: aromatic



NO MANUAL INTEGRATIONS

GCAL, Inc.

Data file : /var/chem/gcv5a.i/2111107.b/v5018.d
Lab Smp Id: 21110312407 Client Smp ID: 21110312407
Inj Date : 07-NOV-2011 21:23
Operator : JAR Inst ID: gcv5a.i
Smp Info : 21110312407
Misc Info :
Comment :
Method : /var/chem/gcv5a.i/2111107.b/FIDMVPH.m
Meth Date : 08-Nov-2011 10:11 jar Quant Type: ESTD
Cal Date : 05-NOV-2011 01:52 Cal File: v5011.d
Als bottle: 1
Dil Factor: 1.00000
Integrator: Falcon Compound Sublist: aliphatic1+surr.sub
Target Version: 3.50
Processing Host: org.gcal.com

Concentration Formula: Amt * DF * Uf * Vt / (Vo * Vi) * CpndVariable

Name	Value	Description
DF	1.00000	Dilution Factor
Uf	1.00000	Correction factor
Vt	1.00000	Volume of final extract (mL)
Vo	1.00000	Volume of sample extracted (mL)
Vi	1.00000	Volume injected (uL)

Cpnd Variable

Local Compound Variable

Compounds	CONCENTRATIONS					
	RT	EXP RT	DLT RT	RESPONSE	ON-COLUMN (ug/L)	FINAL (ug/L)
=====	==	=====	=====	=====	=====	=====
\$ 17 2,5-Dibromotoluene	21.291	21.301	-0.010	155276	51.9378	51.9

Data File: /chem/gcv5a.i/2111107.b/v5018.d

Page 1

Date : 07-NOV-2011 21:23

Client ID: 21110312407

Instrument: gcv5a.i

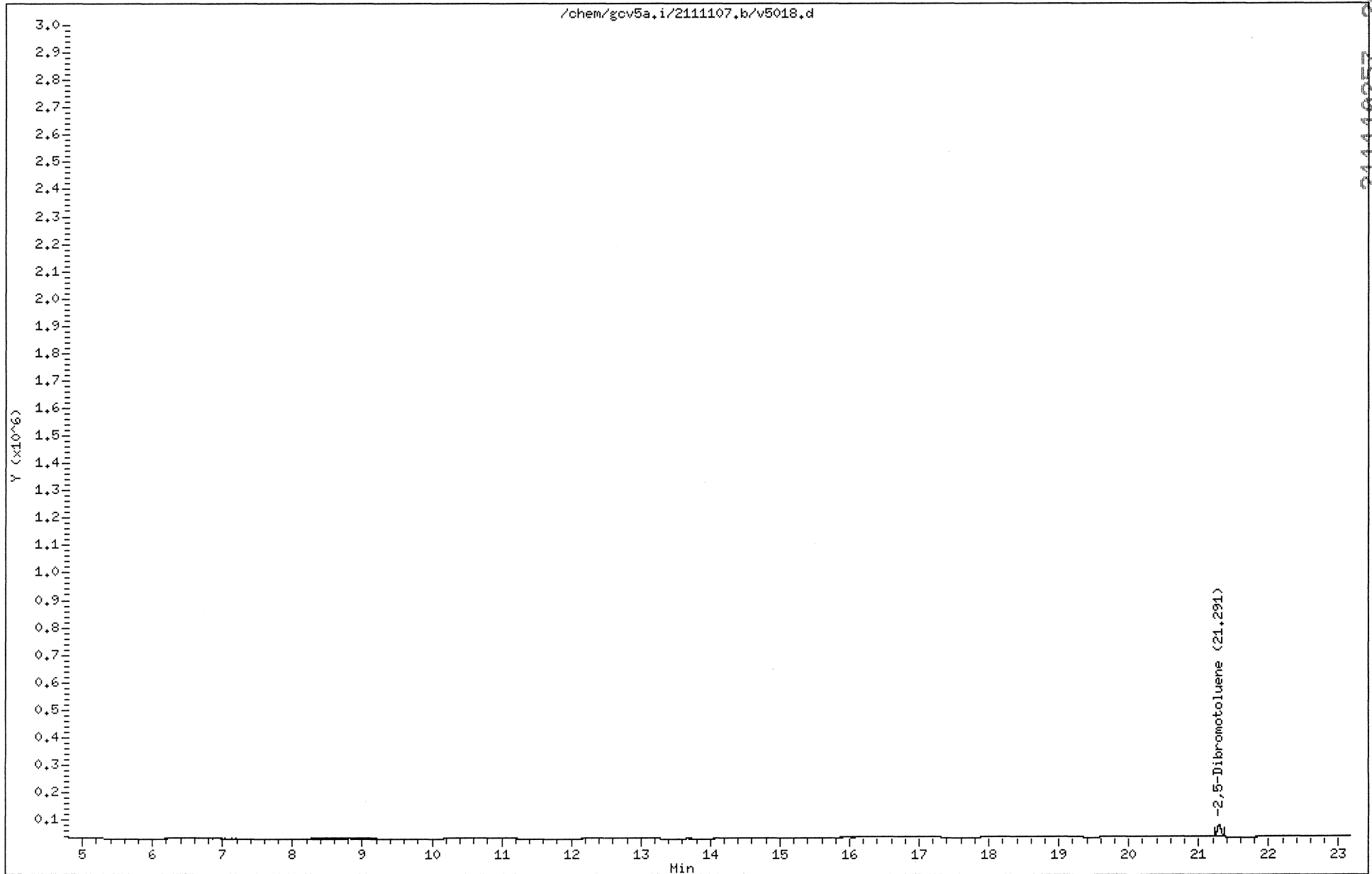
Sample Info: 21110312407

Volume Injected (uL): 1.0

Operator: JAR

Column phase: DB-624-30

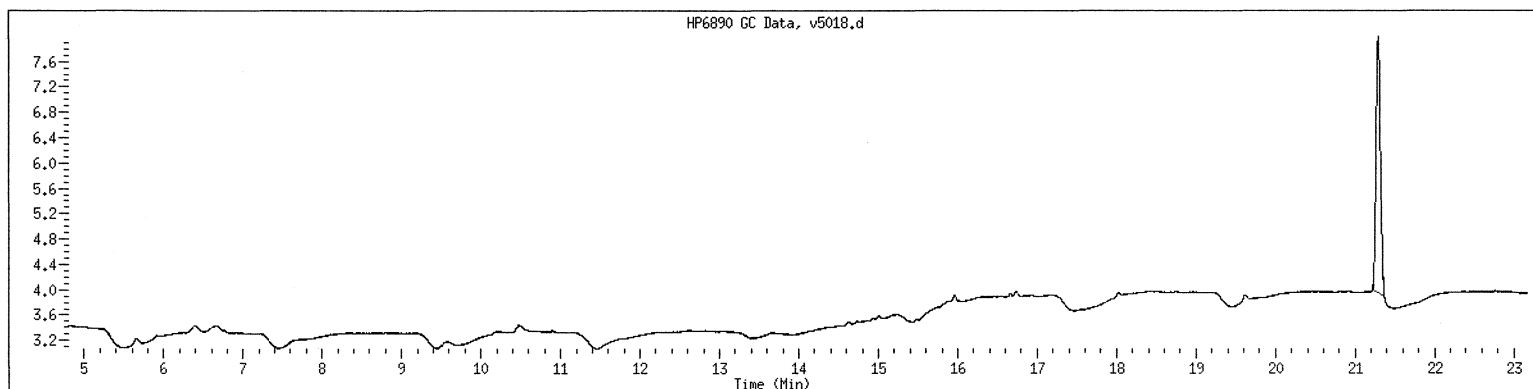
Column diameter: 0.53



211110257 247

MANUAL INTEGRATION GRAPHIC REPORT

Lab ID : 21110312407 SampleType : SAMPLE
Injection Date: 11/07/2011 21:23 Instrument : gcv5a.i
Operator : JAR
Sample Info : 21110312407
Misc Info :
Method : /var/chem/gcv5a.i/2111107.b/FIDMVPH.m
Dilution : 1.0
Matrix : WATER
Integrator : Falcon Compound Sublist: aliphatic1+surr



NO MANUAL INTEGRATIONS

GCAL, Inc.

INITIAL CALIBRATION DATA

Start Cal Date : 05-OCT-2011 17:26
 End Cal Date : 05-NOV-2011 01:52
 Quant Method : ESTD
 Origin : Disabled
 Target Version : 3.50
 Integrator : Falcon
 Method file : /var/chem/gcv5b.i/2111107.b/PIDMVPH.m
 Cal Date : 08-Nov-2011 15:58 jar
 Curve Type : Average

Calibration File Names:

- Level 1: /var/chem/gcv5b.i/2111104P.b/v5003.d
- Level 2: /var/chem/gcv5b.i/2111104P.b/v5005.d
- Level 3: /var/chem/gcv5b.i/2111104P.b/v5007.d
- Level 4: /var/chem/gcv5b.i/2111104P.b/v5009.d
- Level 5: /var/chem/gcv5b.i/2111104P.b/v5011.d
- Level 6: /var/chem/gcv5b.i/2111104P.b/v5001.d

Compound	10.000 Level 1	20.000 Level 2	50.000 Level 3	80.000 Level 4	100.000 Level 5	5.000 Level 6	RRF	% RSD
1 MTBE	+++++	+++++	+++++	+++++	+++++	+++++	+++++	+++++
2 Benzene	+++++	+++++	+++++	+++++	+++++	+++++	+++++	+++++
3 Toluene	+++++	+++++	+++++	+++++	+++++	+++++	+++++	+++++
4 Ethylbenzene	+++++	+++++	+++++	+++++	+++++	+++++	+++++	+++++
5 m,p-Xylene	+++++	+++++	+++++	+++++	+++++	+++++	+++++	+++++
6 o-Xylene	14195	13955	13772	12590	12083	14822	13570	7.600
7 1,2,4-Trimethylbenzene	12356	12603	12435	11425	10922	12432	12029	5.703
8 Naphthalene	10595	10426	10486	9839	9920	9852	10186	3.453
M 9 C9-C10	12356	12603	12435	11425	10922	12432	12029	5.703
\$ 10 2,5-Dibromotoluene	7122	6944	7032	6909	6886	7060	6992	1.337

GCAL, Inc.

INITIAL CALIBRATION DATA

Start Cal Date : 05-OCT-2011 17:26
End Cal Date : 05-NOV-2011 01:52
Quant Method : ESTD
Origin : Disabled
Target Version : 3.50
Integrator : Falcon
Method file : /var/chem/gcv5b.i/2111107.b/PIDMVPH.m
Cal Date : 08-Nov-2011 15:58 jar
Curve Type : Average

Average %RSD Results.	
Calculated Average %RSD =	4.75907
Maximun Average %RSD =	25.00000
* Passed Average %RSD Test.	

GCAL, Inc.

Data file : /var/chem/gcv5b.i/2111104P.b/v5001.d
 Lab Smp Id: VPH05/6/12/4
 Inj Date : 04-NOV-2011 20:57
 Operator : JAR
 Smp Info : VPH05/6/12/4
 Misc Info :
 Comment :
 Method : /var/chem/gcv5b.i/2111104P.b/PIDMVPH.m
 Meth Date : 07-Nov-2011 10:04 jar
 Cal Date : 04-NOV-2011 20:57
 Als bottle: 1
 Dil Factor: 1.00000
 Integrator: Falcon
 Target Version: 3.50
 Processing Host: org.gcal.com

Inst ID: gcv5b.i

Quant Type: ESTD

Cal File: v5001.d

Calibration Sample, Level: 6

Compound Sublist: aromatic.sub

Concentration Formula: Amt * DF * Uf * Vt / (Vo * Vi) * CpndVariable

Name	Value	Description
DF	1.00000	Dilution Factor
Uf	1.00000	Correction factor
Vt	1.00000	Volume of final extract (mL)
Vo	1.00000	Volume of sample extracted (mL)
Vi	1.00000	Volume injected (uL)

Cpnd Variable

Local Compound Variable

Compounds	RT	EXP RT	DLT RT	RESPONSE	AMOUNTS	
					CAL-AMT (ug/L)	ON-COL (ug/L)
6 o-Xylene	15.776	15.776	0.000	74110	5.00000	7.8
7 1,2,4-Trimethylbenzene	16.982	16.982	0.000	62160	5.00000	7.0
M 9 C9-C10				62160	5.00000	7.0
8 Naphthalene	20.032	20.032	0.000	49258	5.00000	6.2
\$ 10 2,5-Dibromotoluene	21.783	21.783	0.000	353009	50.0000	68.8

Data File: /chem/gov5b.i/2111104P.b/v5001.d

Page 1

Date : 04-NOV-2011 20:57

Client ID:

Instrument: gov5b.i

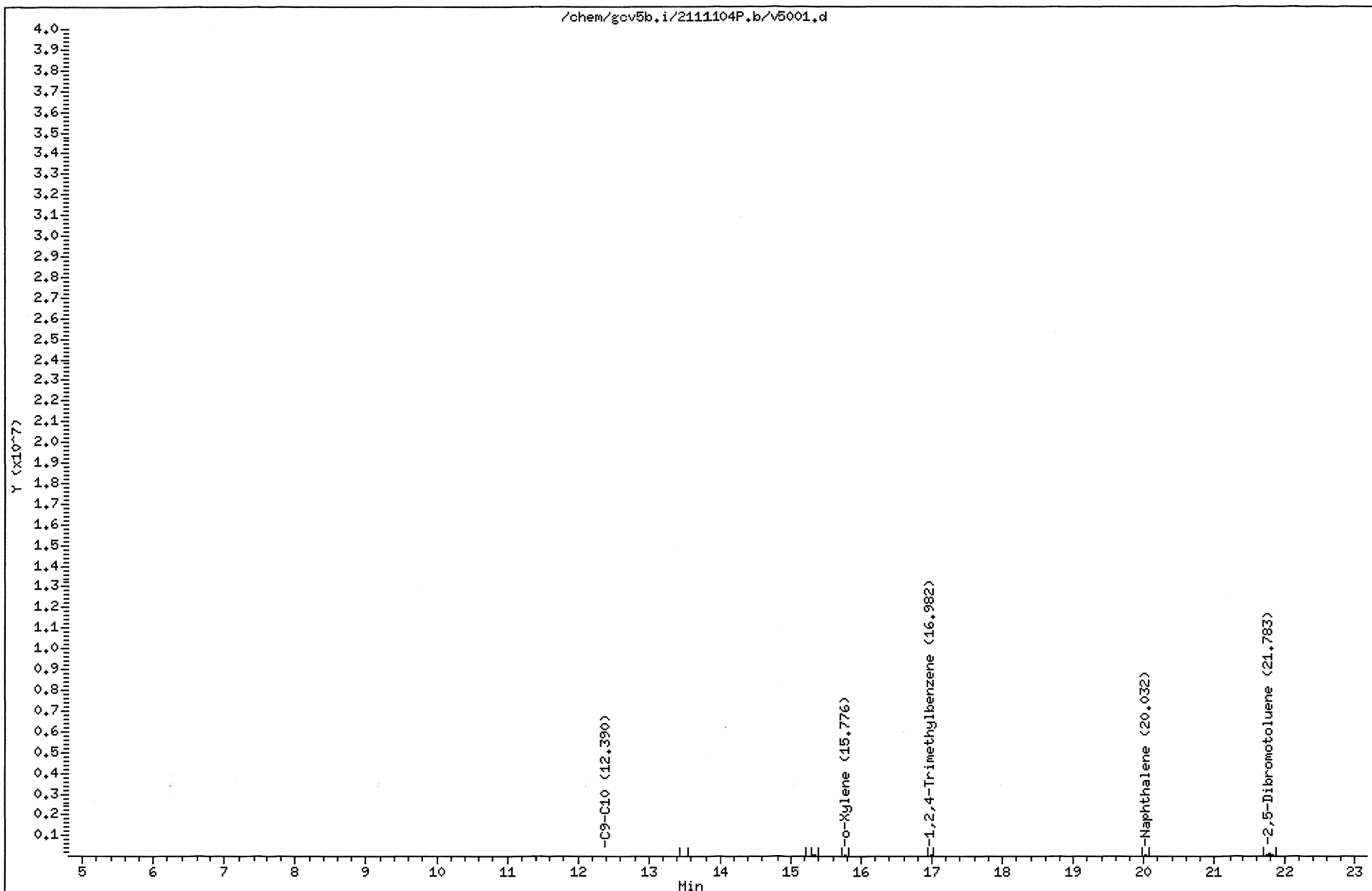
Sample Info: VPH05/6/12/4

Operator: JAR

Volume Injected (UL): 1.0

Column diameter: 0,53

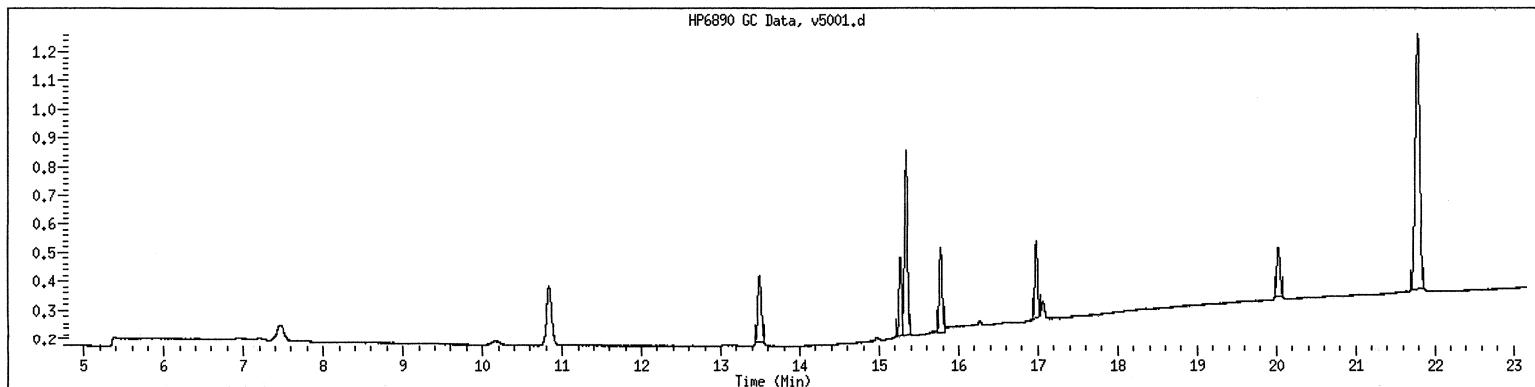
Column phase: DB-624-30



211110257 252

MANUAL INTEGRATION GRAPHIC REPORT

Lab ID : VPH05/6/12/4 SampleType : CALIB_6
Injection Date: 11/04/2011 20:57 Instrument : gcv5b.i
Operator : JAR
Sample Info : VPH05/6/12/4
Misc Info :
Method : /var/chem/gcv5b.i/2111104P.b/PIDMVPH.m
Dilution : 1.0
Matrix : WATER
Integrator : Falcon Compound Sublist: aromatic



NO MANUAL INTEGRATIONS

Date : 04-NOV-2011 21:56

Client ID:

Instrument: gcv5b.i

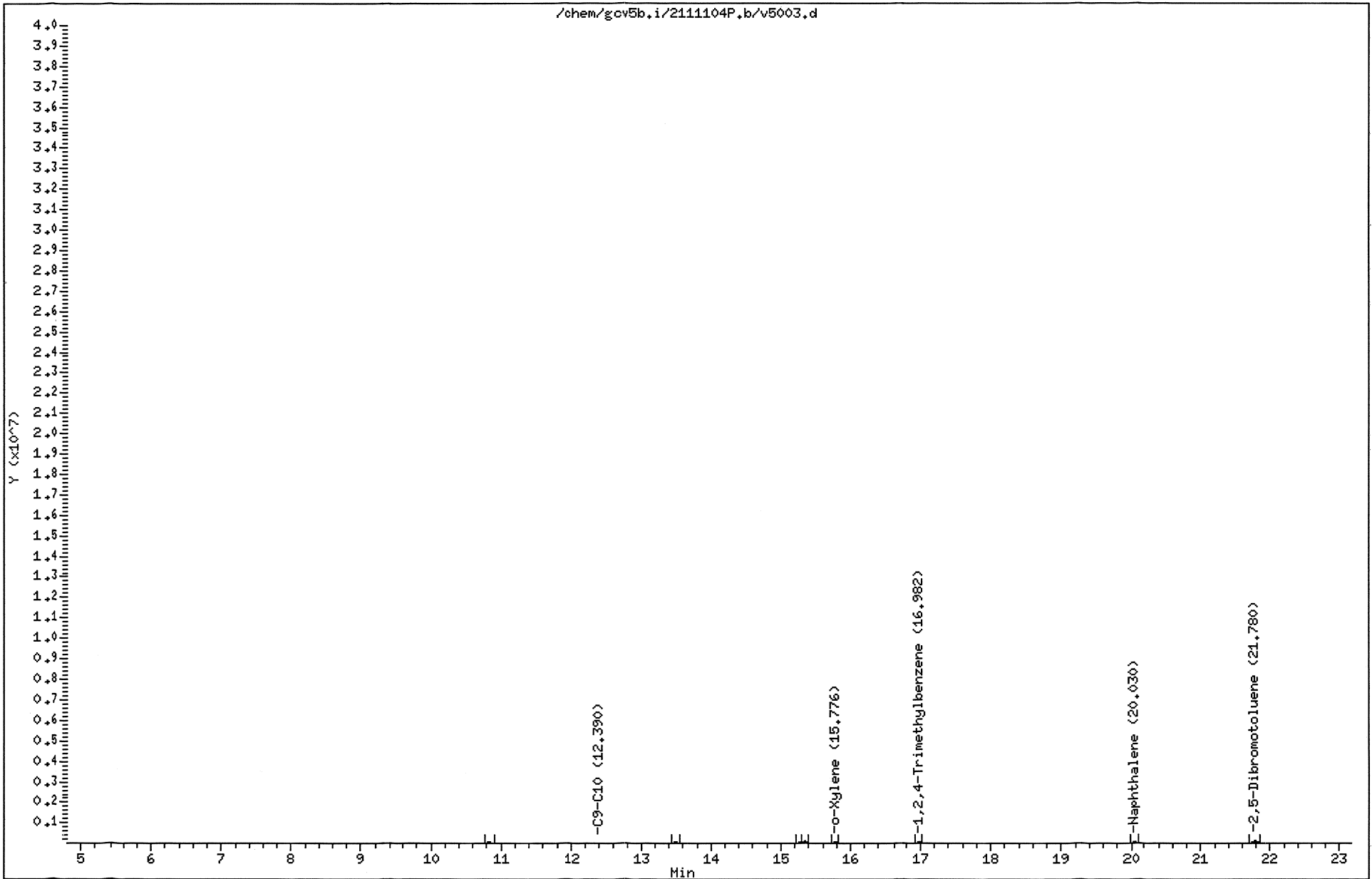
Sample Info: VPH10/6/12/4

Operator: JAR

Volume Injected (uL): 1.0

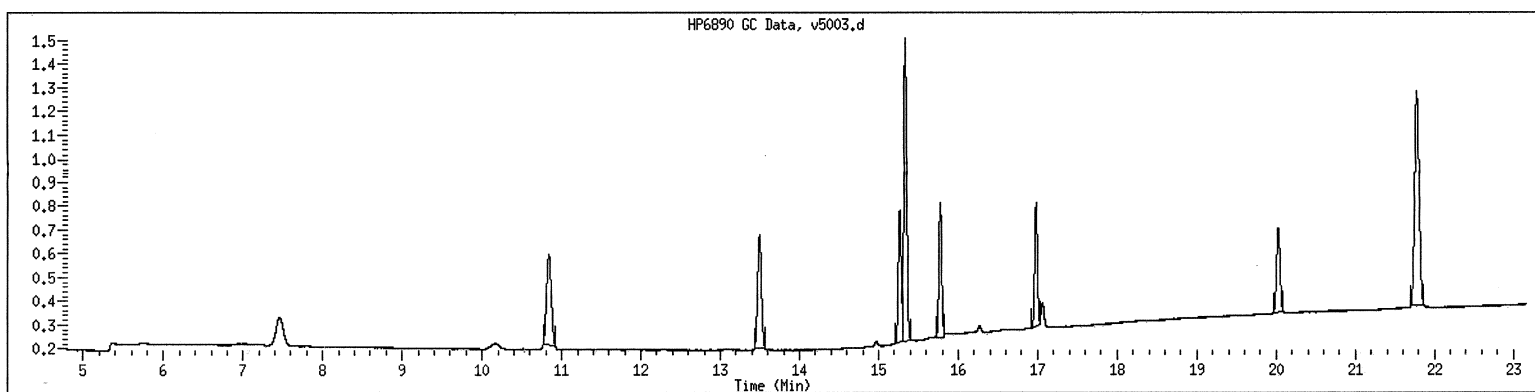
Column diameter: 0.53

Column phase: DB-624-30



MANUAL INTEGRATION GRAPHIC REPORT

Lab ID : VPH10/6/12/4 SampleType : CALIB_1
Injection Date: 11/04/2011 21:56 Instrument : gcv5b.i
Operator : JAR
Sample Info : VPH10/6/12/4
Misc Info :
Method : /var/chem/gcv5b.i/2111104P.b/PIDMVPH.m
Dilution : 1.0
Matrix : WATER
Integrator : Falcon Compound Sublist: aromatic



NO MANUAL INTEGRATIONS

GCAL, Inc.

Data file : /var/chem/gcv5b.i/2111104P.b/v5005.d
 Lab Smp Id: VPH20/6/12/4
 Inj Date : 04-NOV-2011 22:55
 Operator : JAR
 Smp Info : VPH20/6/12/4
 Misc Info :
 Comment :
 Method : /var/chem/gcv5b.i/2111104P.b/PIDMVPH.m
 Meth Date : 07-Nov-2011 10:04 jar
 Cal Date : 04-NOV-2011 22:55
 Als bottle: 1
 Dil Factor: 50.00000
 Integrator: Falcon
 Target Version: 3.50
 Processing Host: org.gcal.com

Inst ID: gcv5b.i
 Quant Type: ESTD
 Cal File: v5005.d
 Calibration Sample, Level: 2
 Compound Sublist: aromatic.sub

Concentration Formula: Amt * DF * Uf * Vt / (Vi * Ws * (100 - M) / 100) * CpndVariab

Name	Value	Description
DF	50.00000	Dilution Factor
Uf	5.00000	Correction factor
Vt	1.00000	Volume of final extract (uL) (1000 low, 2
Vi	1.00000	Volume injected (uL)
Ws	5.00000	Weight of sample extracted (g)
M	0.00000	% Moisture

Cpnd Variable

Local Compound Variable

Compounds	RT	EXP RT	DLT RT	RESPONSE	AMOUNTS	
					CAL-AMT (ug/L)	ON-COL (ug/L)
6 o-Xylene	15.776	15.776	0.000	279105	20.0000	25.3
7 1,2,4-Trimethylbenzene	16.982	16.982	0.000	252061	20.0000	25.5
M 9 C9-C10				252061	20.0000	25.5
8 Naphthalene	20.028	20.028	0.000	208523	20.0000	24.6
\$ 10 2,5-Dibromotoluene	21.779	21.779	0.000	347190	50.0000	58.7

Data File: /chem/gcv5b.i/2111104P.b/v5005.d

Page 1

Date : 04-NOV-2011 22:55

Client ID:

Instrument: gcv5b.i

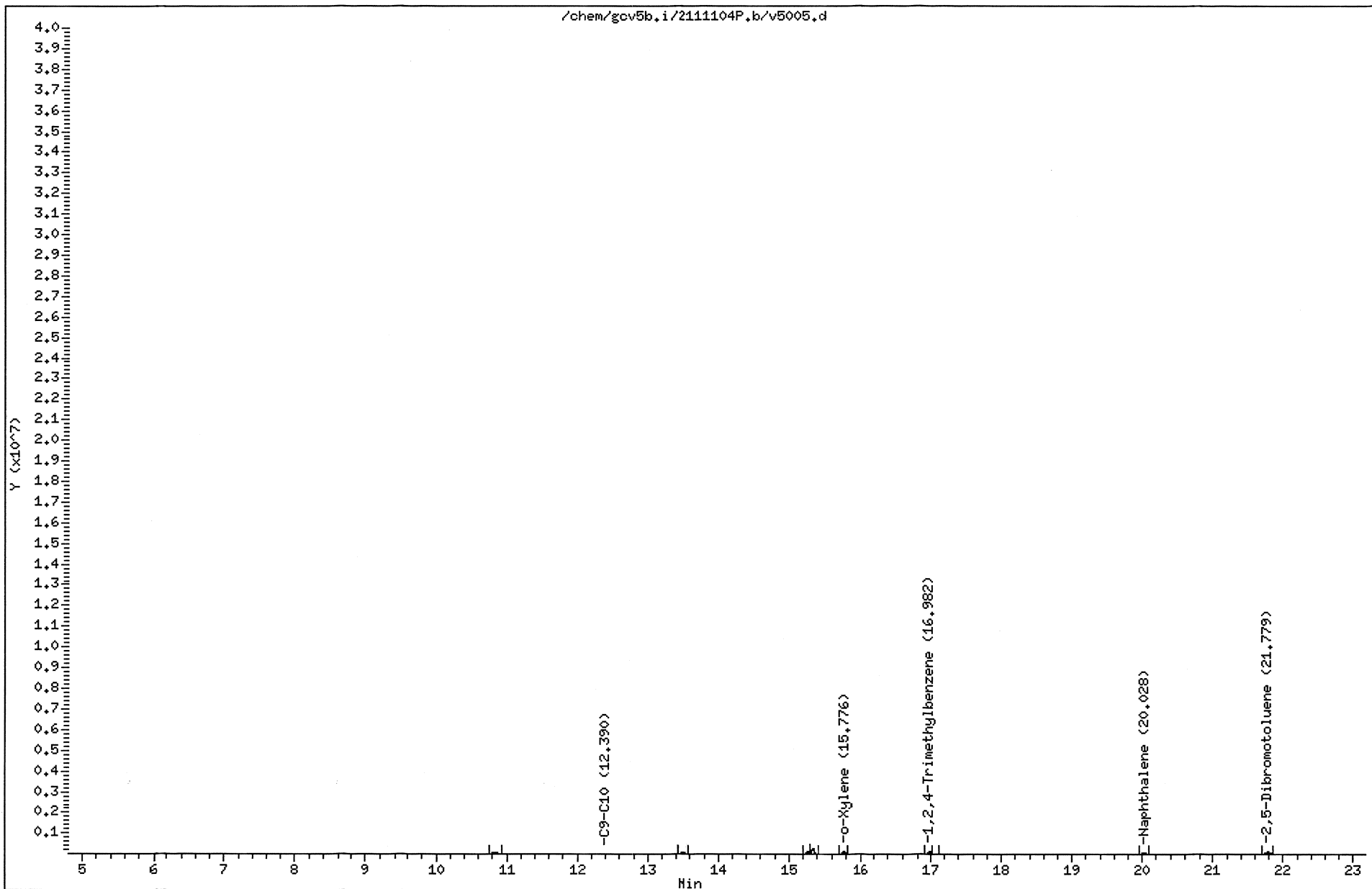
Sample Info: VPH20/6/12/4

Volume Injected (uL): 1.0

Operator: JAR

Column phase: DB-624-30

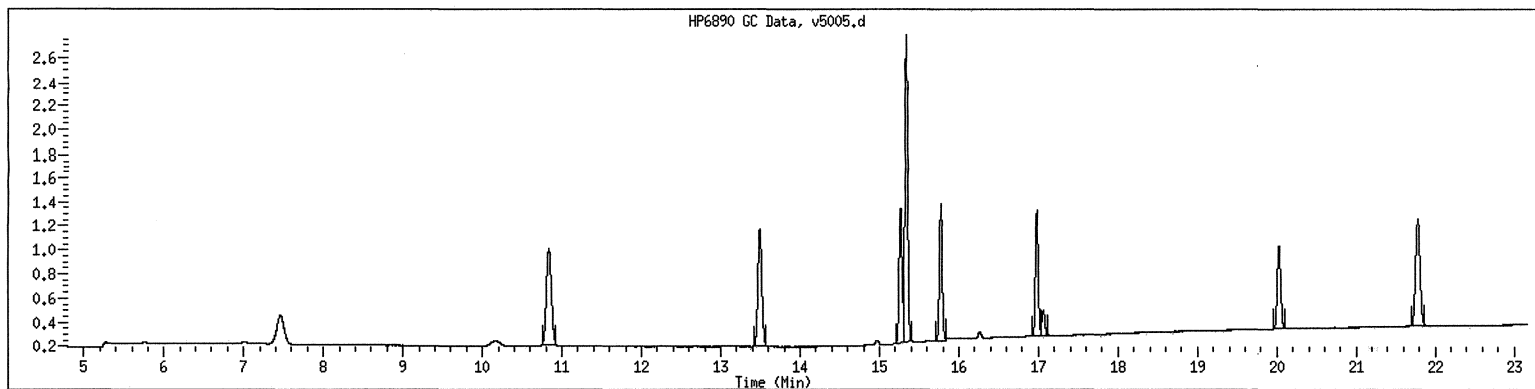
Column diameter: 0.53



211110257 258

MANUAL INTEGRATION GRAPHIC REPORT

Lab ID : VPH20/6/12/4 SampleType : CALIB_2
Injection Date: 11/04/2011 22:55 Instrument : gcv5b.i
Operator : JAR
Sample Info : VPH20/6/12/4
Misc Info :
Method : /var/chem/gcv5b.i/2111104P.b/PIDMVPH.m
Dilution : 50.0
Matrix : SOIL
Integrator : Falcon Compound Sublist: aromatic



NO MANUAL INTEGRATIONS

Date : 04-NOV-2011 23:54

Client ID:

Instrument: gov5b.i

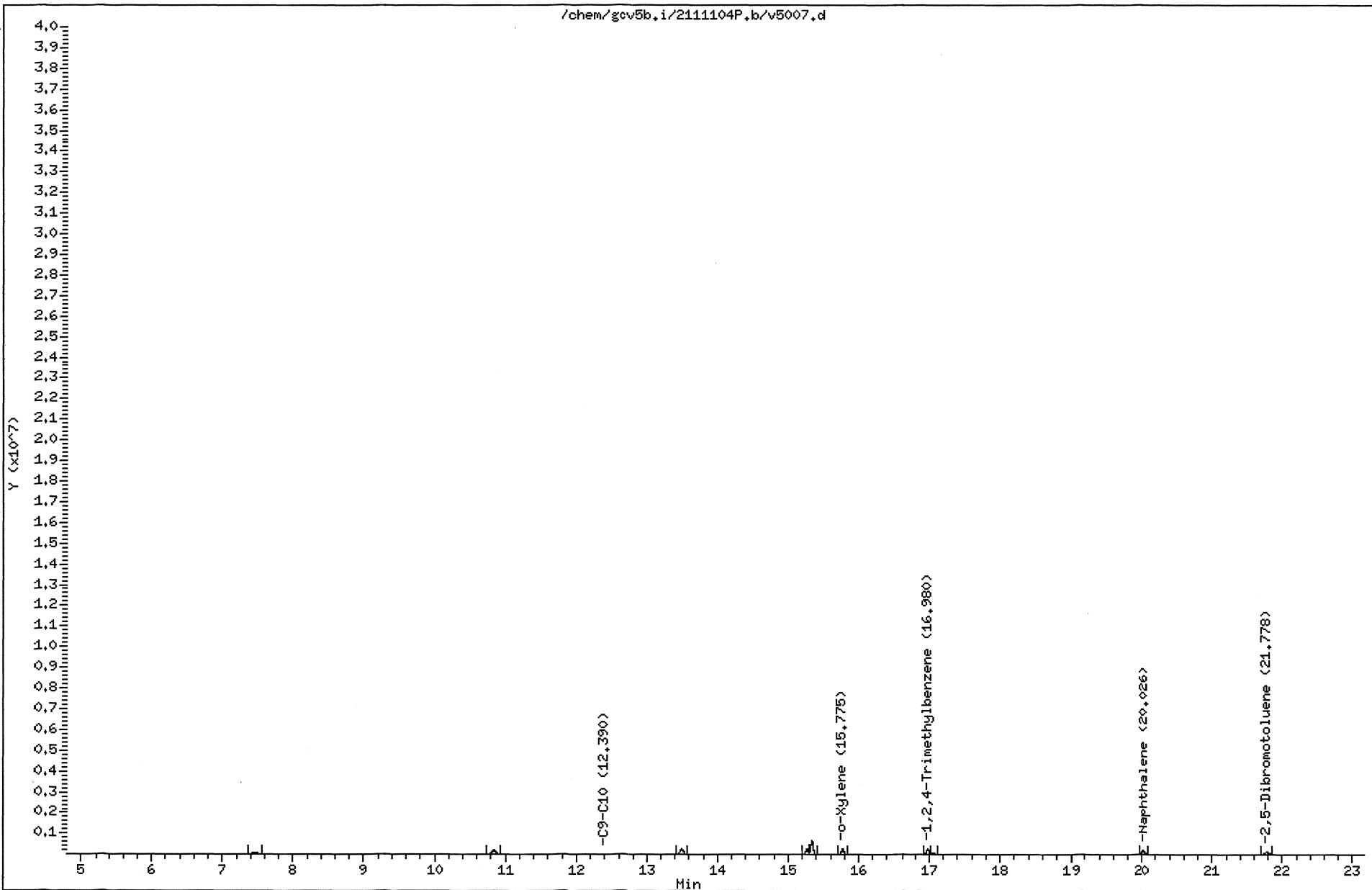
Sample Info: VPH50/6/12/4

Volume Injected (uL): 1.0

Operator: JAR

Column phase: DB-624-30

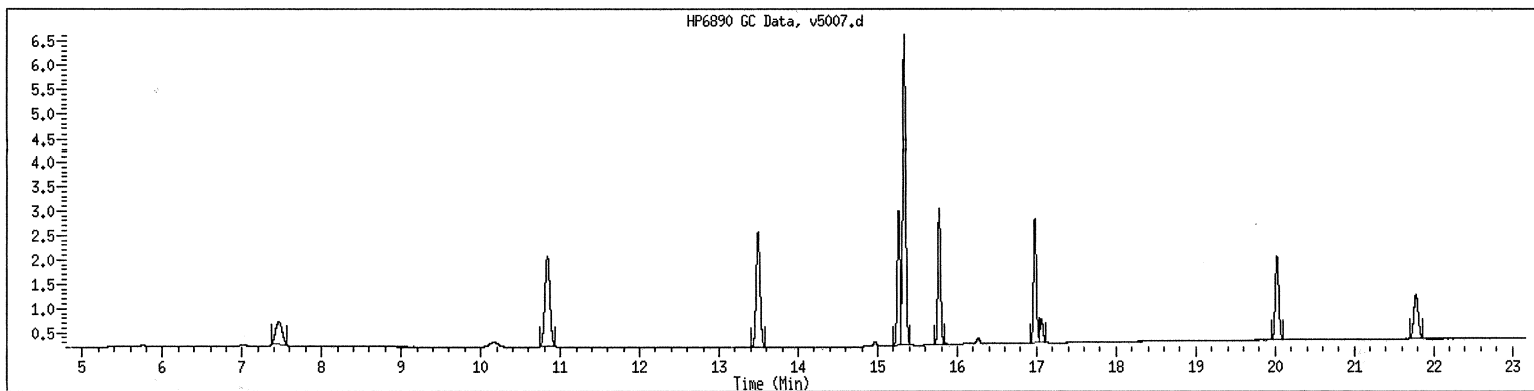
Column diameter: 0,53



211110257 261

MANUAL INTEGRATION GRAPHIC REPORT

Lab ID : VPH50/6/12/4 SampleType : CALIB_3
Injection Date: 11/04/2011 23:54 Instrument : gcv5b.i
Operator : JAR
Sample Info : VPH50/6/12/4
Misc Info :
Method : /var/chem/gcv5b.i/2111104P.b/PIDMVPH.m
Dilution : 1.0
Matrix : WATER
Integrator : Falcon Compound Sublist: aromatic



NO MANUAL INTEGRATIONS

GCAL, Inc.

Data file : /var/chem/gcv5b.i/2111104P.b/v5009.d
Lab Smp Id: VPH80/6/12/4
Inj Date : 05-NOV-2011 00:53
Operator : JAR
Smp Info : VPH80/6/12/4
Misc Info :
Comment :
Method : /var/chem/gcv5b.i/2111104P.b/PIDMVPH.m
Meth Date : 07-Nov-2011 10:04 jar
Cal Date : 05-NOV-2011 00:53
Als bottle: 1
Dil Factor: 1.00000
Integrator: Falcon
Target Version: 3.50
Processing Host: org.gcal.com
Inst ID: gcv5b.i
Quant Type: ESTD
Cal File: v5009.d
Calibration Sample, Level: 4
Compound Sublist: aromatic.sub

Concentration Formula: Amt * DF * Uf * Vt / (Vo * Vi) * CpndVariable

Name	Value	Description
DF	1.00000	Dilution Factor
Uf	1.00000	Correction factor
Vt	1.00000	Volume of final extract (mL)
Vo	1.00000	Volume of sample extracted (mL)
Vi	1.00000	Volume injected (uL)

Cpnd Variable

Local Compound Variable

Compounds	AMOUNTS						
	RT	EXP RT	DLT RT	RESPONSE	CAL-AMT (ug/L)	ON-COL (ug/L)	
6 o-Xylene	15.774	15.774	0.000	1007189	80.0000	78.2	
7 1,2,4-Trimethylbenzene	16.980	16.980	0.000	914021	80.0000	79.8	
M 9 C9-C10				914021	80.0000	79.8	
8 Naphthalene	20.026	20.026	0.000	787100	80.0000	81.3	
\$ 10 2,5-Dibromotoluene	21.776	21.776	0.000	345440	50.0000	52.0	

Data File: /chem/gcv5b.i/2111104P.b/v5009.d

Page 1

Date : 05-NOV-2011 00:53

Client ID:

Instrument: gcv5b.i

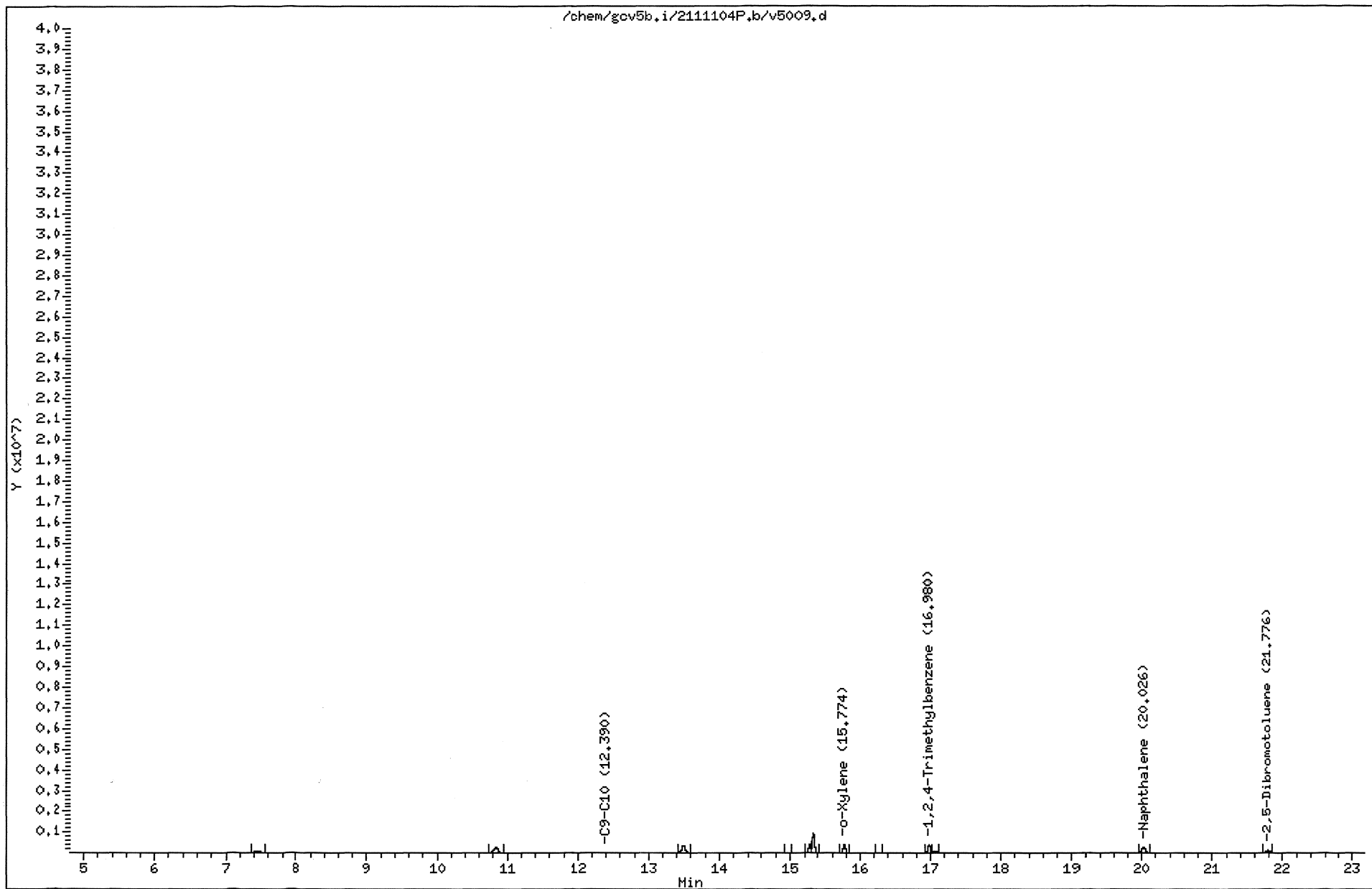
Sample Info: VPH80/6/12/4

Volume Injected (uL): 1.0

Operator: JAR

Column phase: DB-624-30

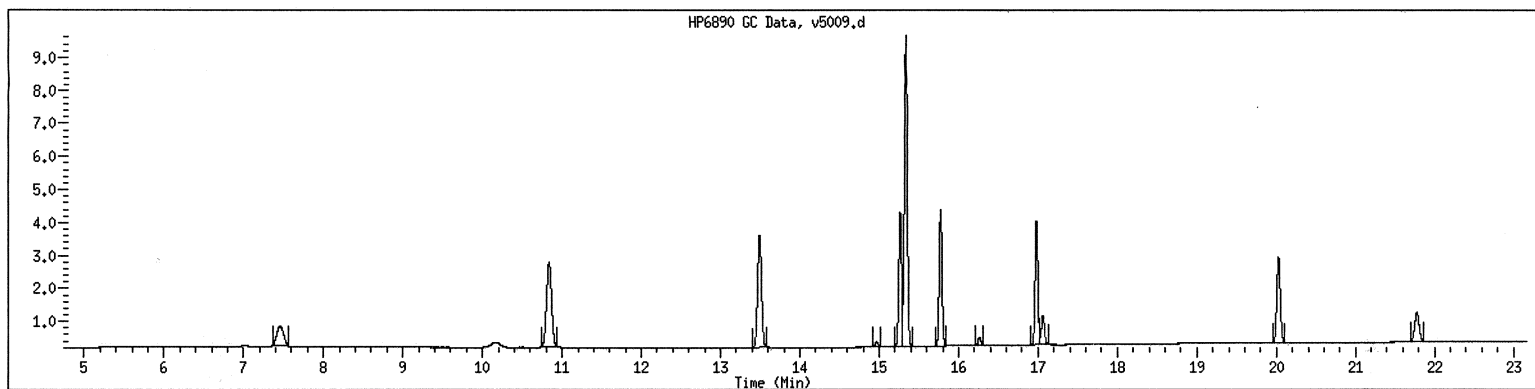
Column diameter: 0.53



211110257 264

MANUAL INTEGRATION GRAPHIC REPORT

Lab ID : VPH80/6/12/4 SampleType : CALIB_4
Injection Date: 11/05/2011 00:53 Instrument : gcv5b.i
Operator : JAR
Sample Info : VPH80/6/12/4
Misc Info :
Method : /var/chem/gcv5b.i/2111104P.b/PIDMVPH.m
Dilution : 1.0
Matrix : WATER
Integrator : Falcon Compound Sublist: aromatic



NO MANUAL INTEGRATIONS

GCAL, Inc.

Data file : /var/chem/gcv5b.i/2111104P.b/v5011.d
 Lab Smp Id: VPH100/6/12/4
 Inj Date : 05-NOV-2011 01:52
 Operator : JAR
 Smp Info : VPH100/6/12/4
 Misc Info :
 Comment :
 Method : /var/chem/gcv5b.i/2111104P.b/PIDMVPH.m
 Meth Date : 07-Nov-2011 10:04 jar
 Cal Date : 05-NOV-2011 01:52
 Als bottle: 1
 Dil Factor: 1.00000
 Integrator: Falcon
 Target Version: 3.50
 Processing Host: org.gcal.com

Inst ID: gcv5b.i

Quant Type: ESTD

Cal File: v5011.d

Calibration Sample, Level: 5

Compound Sublist: aromatic.sub

Concentration Formula: Amt * DF * Uf * Vt / (Vo * Vi) * CpndVariable

Name	Value	Description
DF	1.00000	Dilution Factor
Uf	1.00000	Correction factor
Vt	1.00000	Volume of final extract (mL)
Vo	1.00000	Volume of sample extracted (mL)
Vi	1.00000	Volume injected (uL)

Cpnd Variable

Local Compound Variable

Compounds	RT	EXP RT	DLT RT	RESPONSE	AMOUNTS	
					CAL-AMT (ug/L)	ON-COL (ug/L)
6 o-Xylene	15.776	15.776	0.000	1208340	100.000	89.0
7 1,2,4-Trimethylbenzene	16.982	16.982	0.000	1092238	100.000	90.8
M 9 C9-C10				1092238	100.000	90.8
8 Naphthalene	20.028	20.028	0.000	991962	100.000	97.4
\$ 10 2,5-Dibromotoluene	21.780	21.780	0.000	344287	50.0000	49.2

Data File: /chem/gcv5b.i/2111104P.b/v5011.d

Page 1

Date : 05-NOV-2011 01:52

Client ID:

Instrument: gcv5b.i

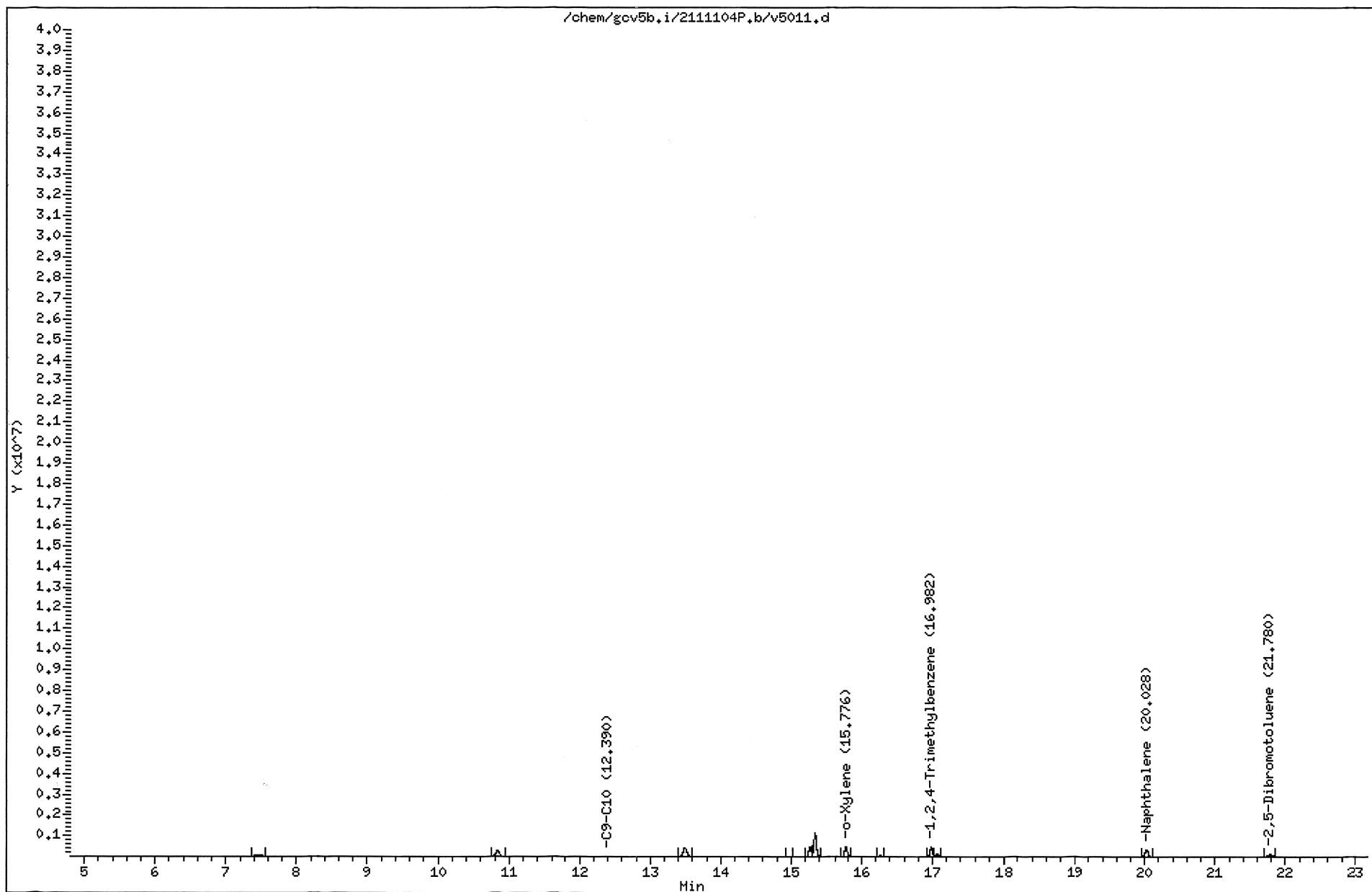
Sample Info: VPH100/6/12/4

Volume Injected (uL): 1.0

Operator: JAR

Column phase: DB-624-30

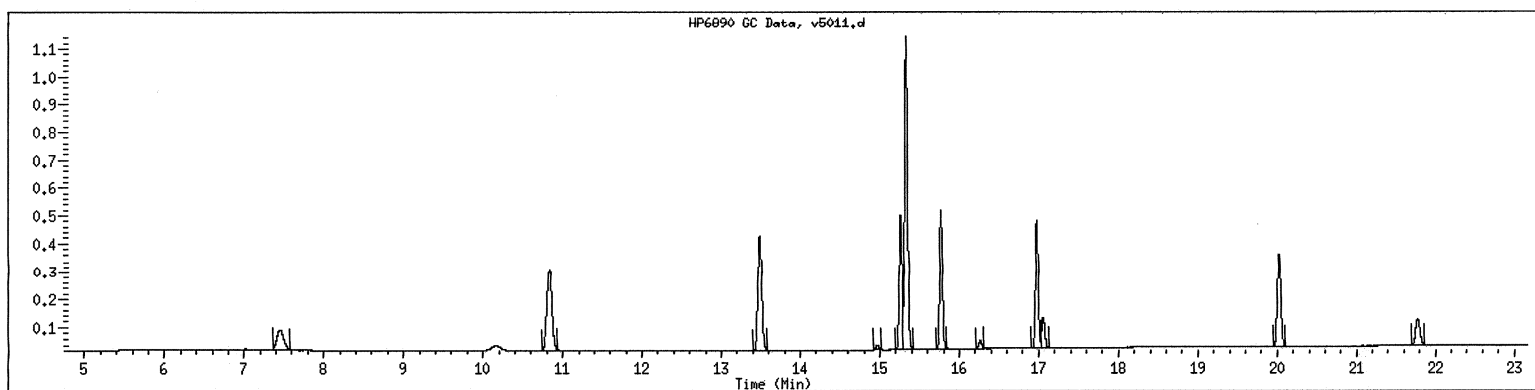
Column diameter: 0.53



211110257 267

MANUAL INTEGRATION GRAPHIC REPORT

Lab ID : VPH100/6/12/4 SampleType : CALIB_5
Injection Date: 11/05/2011 01:52 Instrument : gcv5b.i
Operator : JAR
Sample Info : VPH100/6/12/4
Misc Info :
Method : /var/chem/gcv5b.i/2111104P.b/PIDMVPH.m
Dilution : 1.0
Matrix : WATER
Integrator : Falcon Compound Sublist: aromatic



NO MANUAL INTEGRATIONS

GCAL, Inc.

RECOVERY REPORT

Client Name: Client SDG: 2111104P
 Sample Matrix: SOLID Fraction: VOA
 Lab Smp Id: ICV6/12/5
 Level: MED Operator: JAR
 Data Type: GC MULTI COMP SampleType: LCS
 SpikeList File: aromatic1.spk Quant Type: ESTD
 Sublist File: aromatic.sub
 Method File: /var/chem/gcv5b.i/2111104P.b/PIDMVPH.m
 Misc Info:

SPIKE COMPOUND	AMOUNT ADDED ug/L	AMOUNT RECOVERED ug/L	% RECOVERED	LIMITS
6 o-Xylene	50.0	51.2	102.42	70-130
7 1,2,4-Trimethylbenzene	50.0	52.8	105.56	70-130
M 9 C9-C10	50.0	52.8	105.56	70-130

SURROGATE COMPOUND	AMOUNT ADDED ug/L	AMOUNT RECOVERED ug/L	% RECOVERED	LIMITS
\$ 10 2,5-Dibromotoluene	50.0	51.3	102.55	60-140

GCAL, Inc.

Data file : /var/chem/gcv5b.i/2111104P.b/v5013.d
 Lab Smp Id: ICV6/12/5
 Inj Date : 05-NOV-2011 02:51
 Operator : JAR
 Smp Info : ICV6/12/5
 Misc Info :
 Comment :
 Method : /var/chem/gcv5b.i/2111104P.b/PIDMVPH.m
 Meth Date : 07-Nov-2011 10:04 jar
 Cal Date : 05-NOV-2011 01:52
 Als bottle: 1
 Dil Factor: 50.00000
 Integrator: Falcon
 Target Version: 3.50
 Processing Host: org.gcal.com

Inst ID: gcv5b.i
 Quant Type: ESTD
 Cal File: v5011.d
 QC Sample: LCS
 Compound Sublist: aromatic.sub

Concentration Formula: Amt * DF * Uf * Vt / (Vi * Ws * (100 - M) / 100) * CpndVariab

Name	Value	Description
DF	50.00000	Dilution Factor
Uf	5.00000	Correction factor
Vt	1.00000	Volume of final extract (uL) (1000 low, 2
Vi	1.00000	Volume injected (uL)
Ws	5.00000	Weigh of sample extracted (g)
M	0.00000	% Moisture

Cpnd Variable

Local Compound Variable

Compounds	RT	EXP RT	DLT RT	RESPONSE	CONCENTRATIONS	
					ON-COLUMN (ug/L)	FINAL (ug/Kg)
6 o-Xylene	15.775	15.776	-0.001	694928	51.2117	2560
7 1,2,4-Trimethylbenzene	16.980	16.982	-0.002	634872	52.7787	2640
M 9 C9-C10				634872	52.7787	2640
8 Naphthalene	20.027	20.028	-0.001	569432	55.9022	2800
\$ 10 2,5-Dibromotoluene	21.777	21.780	-0.003	358526	51.2761	2560

Data File: /chem/gov5b.i/2111104P,b/v5013.d

Page 1

Date : 05-NOV-2011 02:51

Client ID:

Instrument: gov5b.i

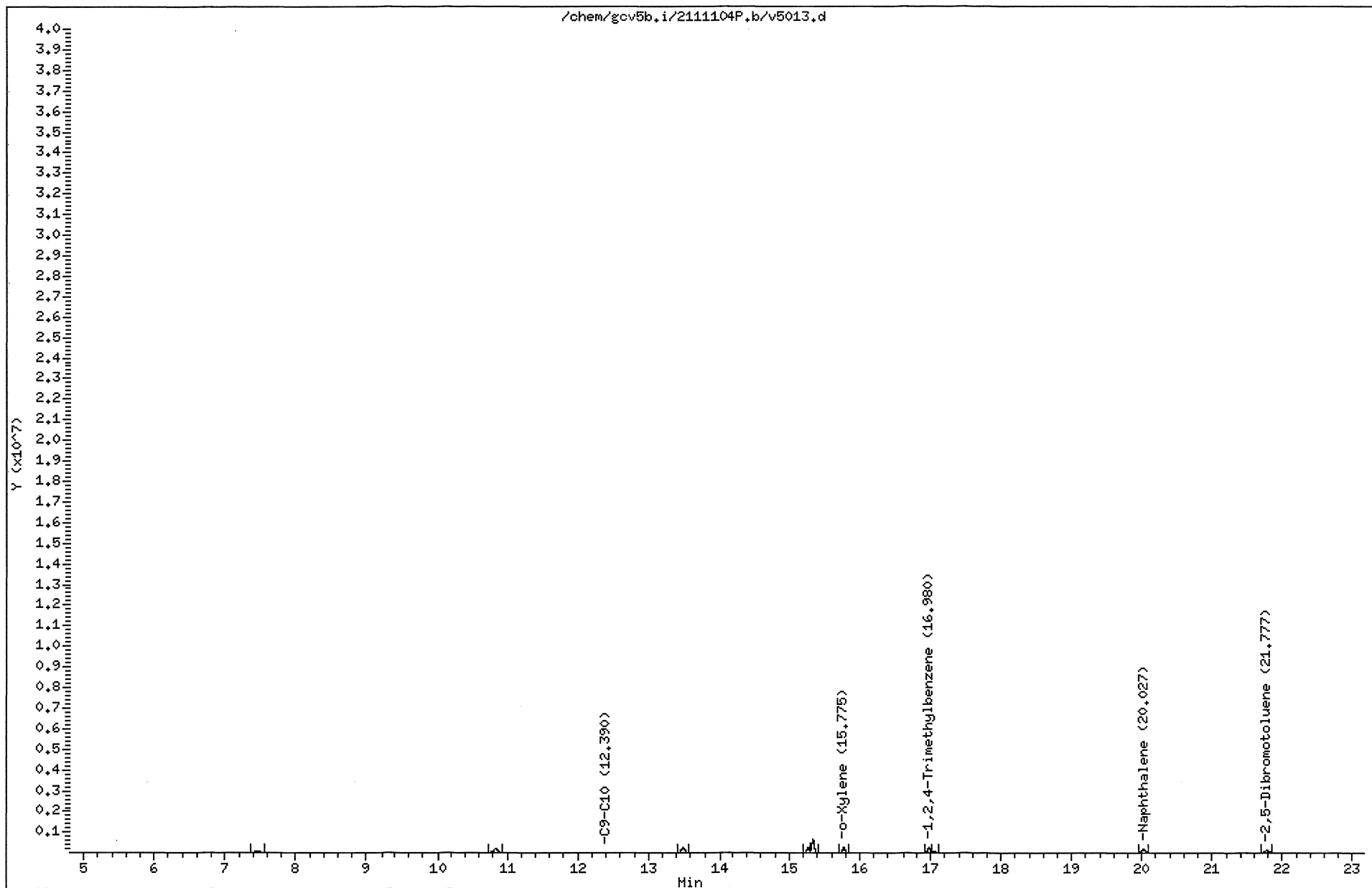
Sample Info: ICV6/12/5

Volume Injected (uL): 1.0

Operator: JAR

Column phase: DB-624-30

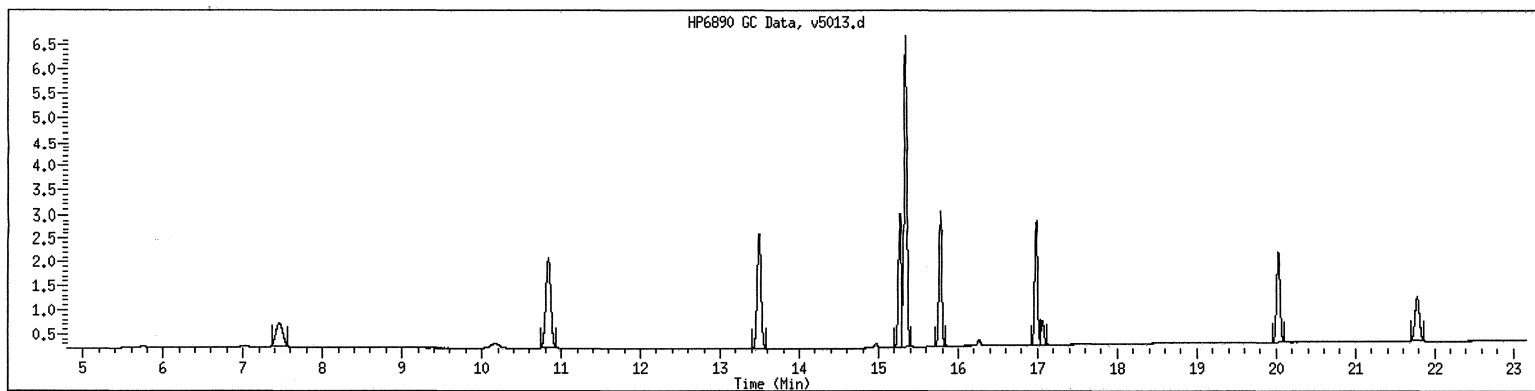
Column diameter: 0.53



211110257 271

MANUAL INTEGRATION GRAPHIC REPORT

Lab ID : ICV6/12/5 SampleType : LCS
Injection Date: 11/05/2011 02:51 Instrument : gcv5b.i
Operator : JAR
Sample Info : ICV6/12/5
Misc Info :
Method : /var/chem/gcv5b.i/2111104P.b/PIDMVPH.m
Dilution : 50.0
Matrix : SOIL
Integrator : Falcon Compound Sublist: aromatic



NO MANUAL INTEGRATIONS

GCAL, Inc.

CONTINUING CALIBRATION COMPOUNDS

Instrument ID: gcv5b.i Injection Date: 07-NOV-2011 11:22
Lab File ID: v5001.d Init. Cal. Date(s): 05-OCT-2011 05-NOV-2011
Analysis Type: SOIL Init. Cal. Times: 17:26 01:52
Lab Sample ID: VPH6/12/4 Quant Type: ESTD
Method: /var/chem/gcv5b.i/2111107.b/PIDMVP.H.m

COMPOUND	RRF / AMOUNT	RF50	MIN		MAX		CURVE TYPE
			RRF	%D / %DRIFT	%D / %DRIFT		
6 o-Xylene	13570	14032	0.010	-3.40445	25.00000	Averaged	
7 1,2,4-Trimethylbenzene	12029	12938	0.010	-7.55906	25.00000	Averaged	
M 9 C9-C10	12029	12938	0.010	-7.55906	25.00000	Averaged	
8 Naphthalene	10186	10852	0.010	-6.53786	25.00000	Averaged	
\$ 10 2,5-Dibromotoluene	6992	7243	0.010	-3.59117	30.00000	Averaged	

Average %D / Drift Results.
=====

Calculated Average %D/Drift =	5.73032
Maximun Average %D/Drift =	25.00000

* Passed Average %D/Drift Test.

GCAL, Inc.

Data file : /var/chem/gcv5b.i/2111107.b/v5001.d
 Lab Smp Id: VPH6/12/4
 Inj Date : 07-NOV-2011 11:22
 Operator : JAR
 Smp Info : VPH6/12/4
 Misc Info :
 Comment :
 Method : /var/chem/gcv5b.i/2111107.b/PIDMVPH.m
 Meth Date : 08-Nov-2011 13:26 jar
 Cal Date : 05-NOV-2011 01:52
 Als bottle: 1
 Dil Factor: 50.00000
 Integrator: Falcon
 Target Version: 3.50
 Processing Host: org.gcal.com

Inst ID: gcv5b.i
 Quant Type: ESTD
 Cal File: v5011.d
 Continuing Calibration Sample
 Compound Sublist: aromatic.sub

Concentration Formula: $Amt * DF * Uf * Vt / (Vi * Ws * (100 - M) / 100) * CpndVariab$

Name	Value	Description
DF	50.00000	Dilution Factor
Uf	5.00000	Correction factor
Vt	1.00000	Volume of final extract (uL) (1000 low, 2
Vi	1.00000	Volume injected (uL)
Ws	5.00000	Weight of sample extracted (g)
M	0.00000	% Moisture

Cpnd Variable

Local Compound Variable

Compounds	RT	EXP RT	DLT RT	RESPONSE	AMOUNTS	
					CAL-AMT (ug/L)	ON-COL (ug/L)
6 o-Xylene	15.775	15.775	0.000	701584	50.0000	51.7
7 1,2,4-Trimethylbenzene	16.981	16.981	0.000	646912	50.0000	53.8
M 9 C9-C10				646912	50.0000	53.8
8 Naphthalene	20.027	20.027	0.000	542610	50.0000	53.3
\$ 10 2,5-Dibromotoluene	21.778	21.778	0.000	362158	50.0000	51.8

Data File: /chem/gcv5b.i/2111107.b/v5001.d

Page 1

Date : 07-NOV-2011 11:22

Client ID:

Instrument: gcv5b.i

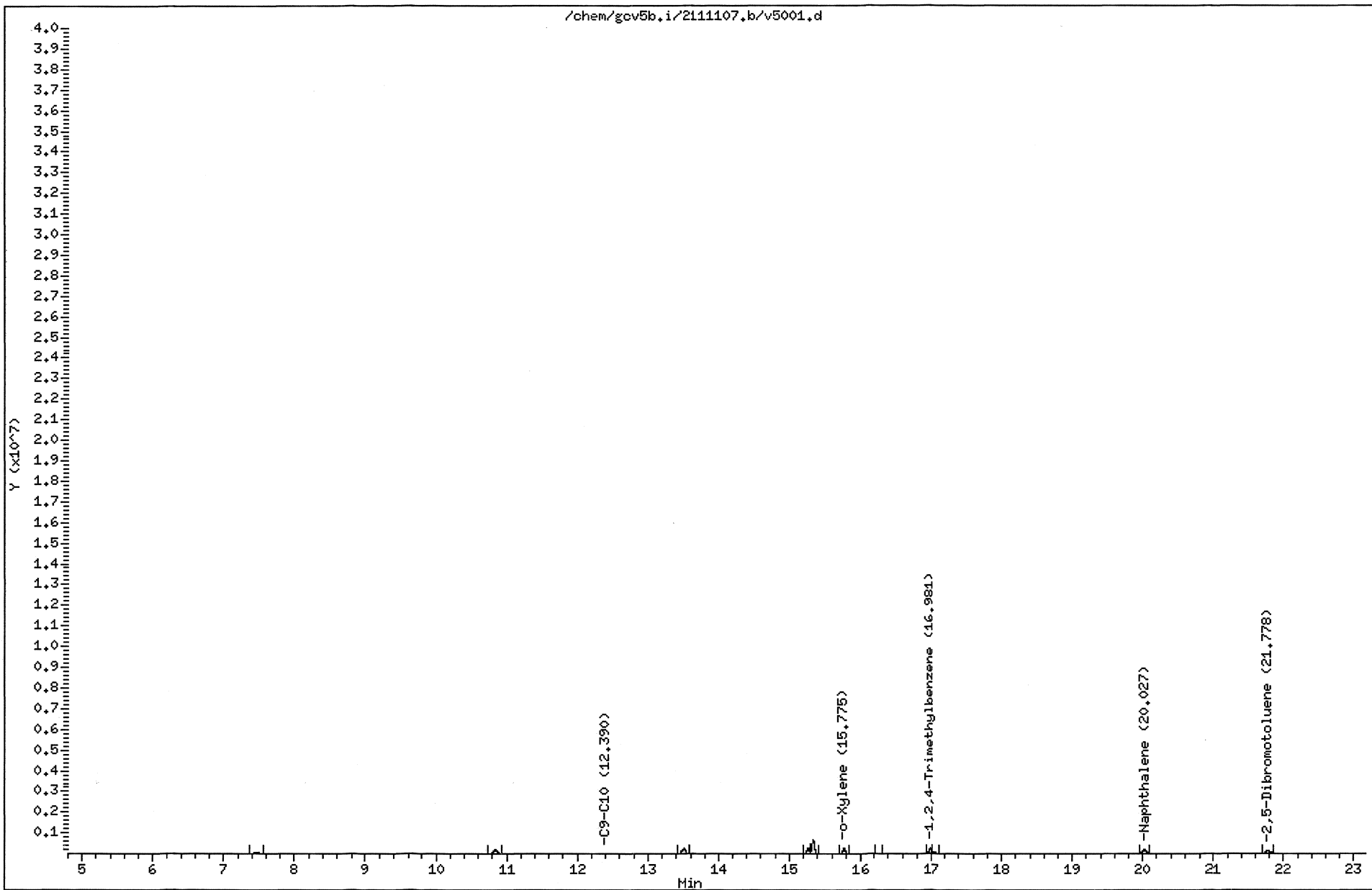
Sample Info: VPH6/12/4

Operator: JAR

Volume Injected (uL): 1.0

Column diameter: 0.53

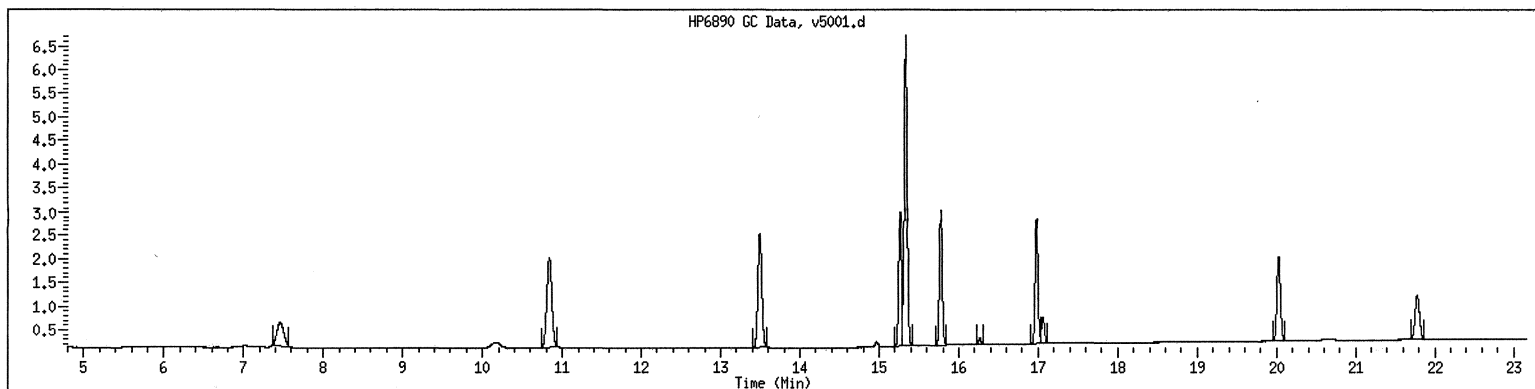
Column phase: IB-624-30



211110257 275

MANUAL INTEGRATION GRAPHIC REPORT

Lab ID : VPH6/12/4 SampleType : CCALIB_3
Injection Date: 11/07/2011 11:22 Instrument : gcv5b.i
Operator : JAR
Sample Info : VPH6/12/4
Misc Info :
Method : /var/chem/gcv5b.i/2111107.b/PIDMVPH.m
Dilution : 50.0
Matrix : SOIL
Integrator : Falcon Compound Sublist: aromatic



NO MANUAL INTEGRATIONS

GCAL, Inc.

CONTINUING CALIBRATION COMPOUNDS

Instrument ID: gcv5b.i Injection Date: 07-NOV-2011 16:16
 Lab File ID: v5011.d Init. Cal. Date(s): 05-OCT-2011 05-NOV-2011
 Analysis Type: SOIL Init. Cal. Times: 17:26 01:52
 Lab Sample ID: VPH6/12/4 Quant Type: ESTD
 Method: /var/chem/gcv5b.i/2111107.b/PIDMVPH.m

COMPOUND	RRF / AMOUNT	RF50	MIN		MAX		CURVE TYPE
			RRF	%D / %DRIFT	%D / %DRIFT		
6 o-Xylene	13570	13412	0.010	1.16027	25.00000		Averaged
7 1,2,4-Trimethylbenzene	12029	13121	0.010	-9.07507	25.00000		Averaged
M 9 C9-C10	12029	13121	0.010	-9.07507	25.00000		Averaged
8 Naphthalene	10186	10461	0.010	-2.69817	25.00000		Averaged
S 10 2,5-Dibromotoluene	6992	7139	0.010	-2.10262	30.00000		Averaged

Average %D / Drift Results.

Calculated Average %D/Drift = 4.82224
 Maximun Average %D/Drift = 25.00000
 * Passed Average %D/Drift Test.

GCAL, Inc.

Data file : /var/chem/gcv5b.i/2111107.b/v5011.d
 Lab Smp Id: VPH6/12/4
 Inj Date : 07-NOV-2011 16:16
 Operator : JAR
 Smp Info : VPH6/12/4
 Misc Info :
 Comment :
 Method : /var/chem/gcv5b.i/2111107.b/PIDMVPH.m
 Meth Date : 08-Nov-2011 13:32 jar
 Cal Date : 05-NOV-2011 01:52
 Als bottle: 1
 Dil Factor: 50.00000
 Integrator: Falcon
 Target Version: 3.50
 Processing Host: org.gcal.com

Inst ID: gcv5b.i
 Quant Type: ESTD
 Cal File: v5011.d
 Continuing Calibration Sample
 Compound Sublist: aromatic.sub

Concentration Formula: Amt * DF * Uf * Vt / (Vi * Ws * (100 - M) / 100) * CpndVariab

Name	Value	Description
DF	50.00000	Dilution Factor
Uf	5.00000	Correction factor
Vt	1.00000	Volume of final extract (uL) (1000 low, 2
Vi	1.00000	Volume injected (uL)
Ws	5.00000	Weigth of sample extracted (g)
M	0.00000	% Moisture

Cpnd Variable

Local Compound Variable

Compounds	AMOUNTS						
	RT	EXP RT	DLT RT	RT	RESPONSE	CAL-AMT (ug/L)	ON-COL (ug/L)
6 o-Xylene	15.780	15.780	0.000		670613	50.0000	49.4
7 1,2,4-Trimethylbenzene	16.986	16.986	0.000		656030	50.0000	54.5
M 9 C9-C10					656030	50.0000	54.5
8 Naphthalene	20.036	20.036	0.000		523054	50.0000	51.3
\$ 10 2,5-Dibromotoluene	21.788	21.788	0.000		356954	50.0000	51.0

Data File: /chem/gcv5b.i/2111107,b/v5011.d

Page 1

Date : 07-NOV-2011 16:16

Client ID:

Instrument: gcv5b.i

Sample Info: VPH6/12/4

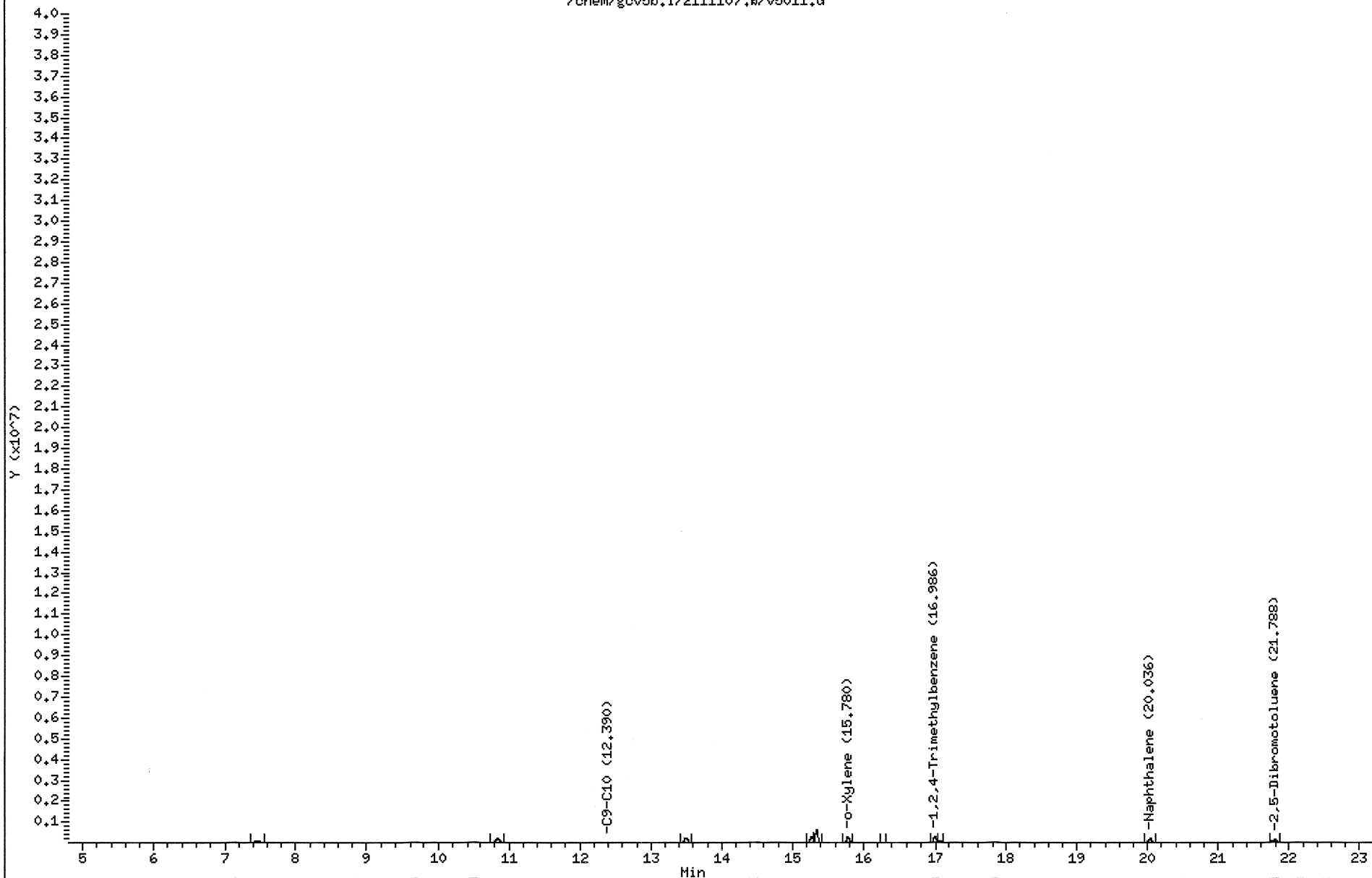
Operator: JAR

Volume Injected (uL): 1.0

Column diameter: 0.53

Column phase: DB-624-30

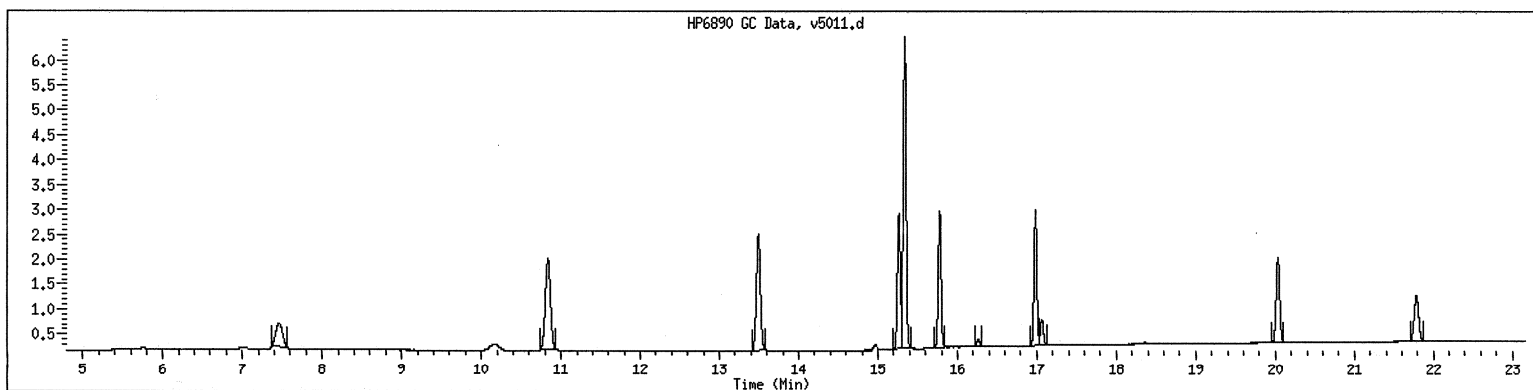
/chem/gcv5b.i/2111107,b/v5011.d



211110257 279

MANUAL INTEGRATION GRAPHIC REPORT

Lab ID : VPH6/12/4 SampleType : CCALIB_3
Injection Date: 11/07/2011 16:16 Instrument : gcv5b.i
Operator : JAR
Sample Info : VPH6/12/4
Misc Info :
Method : /var/chem/gcv5b.i/2111107.b/PIDMVPH.m
Dilution : 50.0
Matrix : SOIL
Integrator : Falcon Compound Sublist: aromatic



NO MANUAL INTEGRATIONS

GCAL, Inc.

CONTINUING CALIBRATION COMPOUNDS

Instrument ID: gcv5b.i Injection Date: 07-NOV-2011 23:22
Lab File ID: v5021.d Init. Cal. Date(s): 05-OCT-2011 05-NOV-2011
Analysis Type: WATER Init. Cal. Times: 17:26 01:52
Lab Sample ID: VPH6/12/4 Quant Type: ESTD
Method: /var/chem/gcv5b.i/2111107.b/PIDMVPH.m

COMPOUND	RRF / AMOUNT	RF50	MIN RRF	MIN %D / %DRIFT	MAX %D / %DRIFT	CURVE TYPE
6 o-Xylene	13570	13889	0.010	-2.35270	25.00000	Averaged
7 1,2,4-Trimethylbenzene	12029	12645	0.010	-5.11962	25.00000	Averaged
M 9 C9-C10	12029	12645	0.010	-5.11962	25.00000	Averaged
8 Naphthalene	10186	11058	0.010	-8.56157	25.00000	Averaged
\$ 10 2,5-Dibromotoluene	6992	7984	0.010	-14.18718	30.00000	Averaged

Average %D / Drift Results.

Calculated Average %D/Drift = 7.06814
Maximun Average %D/Drift = 25.00000
* Passed Average %D/Drift Test.

GCAL, Inc.

Data file : /var/chem/gcv5b.i/2111107.b/v5021.d
Lab Smp Id: VPH6/12/4
Inj Date : 07-NOV-2011 23:22
Operator : JAR
Smp Info : VPH6/12/4
Misc Info :
Comment :
Method : /var/chem/gcv5b.i/2111107.b/PIDMVPH.m
Meth Date : 08-Nov-2011 13:32 jar
Cal Date : 05-NOV-2011 01:52
Als bottle: 1
Dil Factor: 1.00000
Integrator: Falcon
Target Version: 3.50
Processing Host: org.gcal.com
Inst ID: gcv5b.i
Quant Type: ESTD
Cal File: v5011.d
Continuing Calibration Sample
Compound Sublist: aromatic.sub

Concentration Formula: $Amt * DF * Uf * Vt / (Vo * Vi) * CpndVariable$

Name	Value	Description
DF	1.00000	Dilution Factor
Uf	1.00000	Correction factor
Vt	1.00000	Volume of final extract (mL)
Vo	1.00000	Volume of sample extracted (mL)
Vi	1.00000	Volume injected (uL)

Cpnd Variable

Local Compound Variable

Compounds	RT	EXP RT	DLT RT	RESPONSE	AMOUNTS	
					CAL-AMT (ug/L)	ON-COL (ug/L)
6 o-Xylene	15.777	15.777	0.000	694448	50.0000	51.2
7 1,2,4-Trimethylbenzene	16.983	16.983	0.000	632240	50.0000	52.6
M 9 C9-C10				632240	50.0000	52.6
8 Naphthalene	20.029	20.029	0.000	552917	50.0000	54.3
\$ 10 2,5-Dibromotoluene	21.781	21.781	0.000	399202	50.0000	57.1

Data File: /chem/gcv5b.i/2111107,b/v5021,d

Page 1

Date : 07-NOV-2011 23:22

Client ID:

Instrument: gcv5b.i

Sample Info: VPH6/12/4

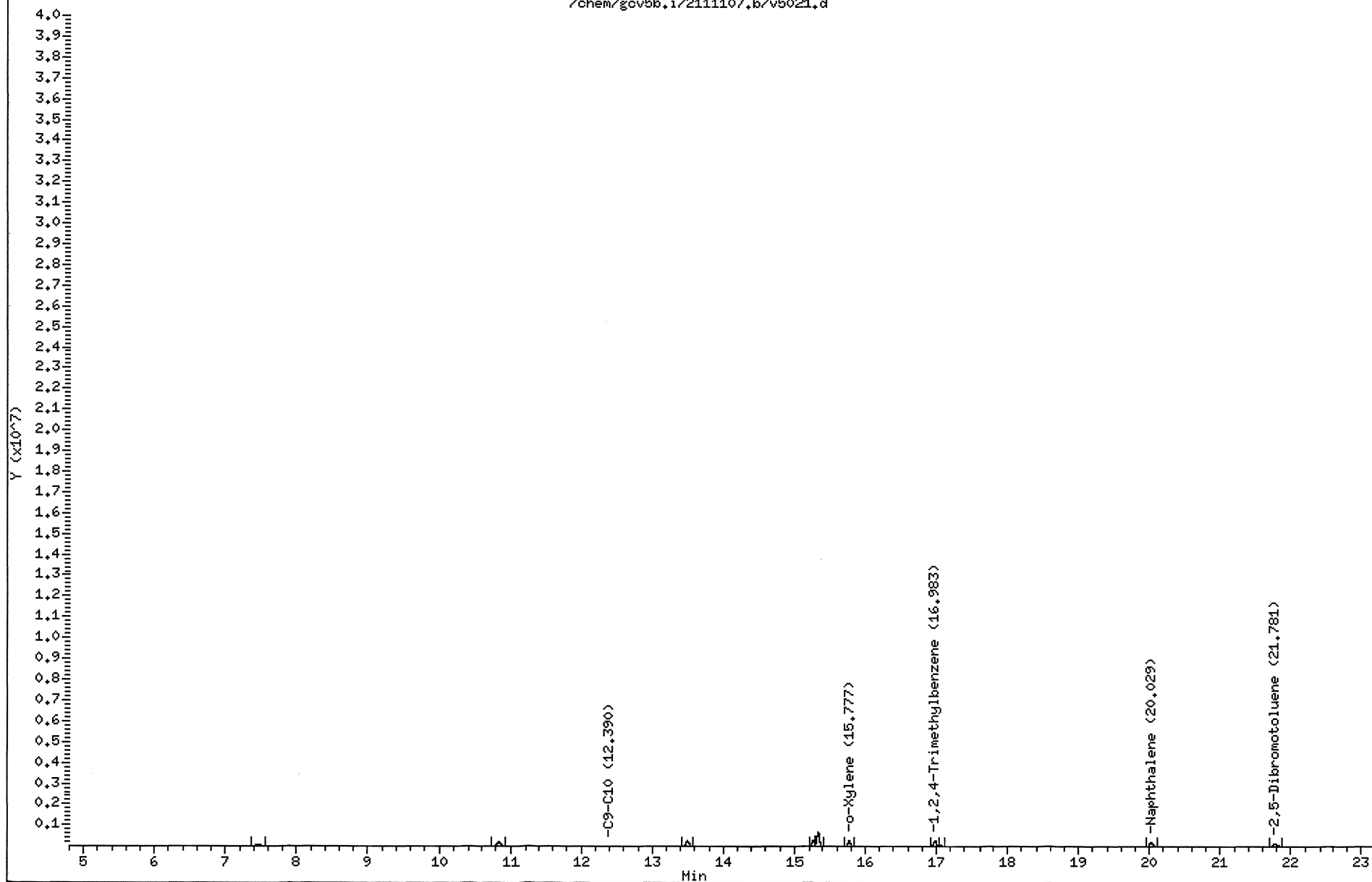
Operator: JAR

Volume Injected (uL): 1.0

Column diameter: 0.53

Column phase: DB-624-30

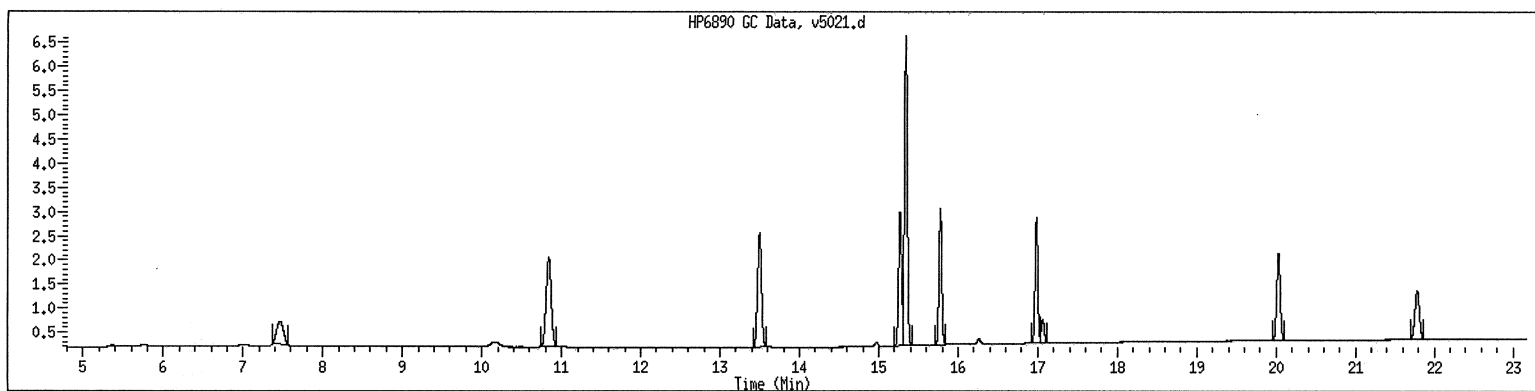
/chem/gcv5b.i/2111107,b/v5021,d



211110257 283

MANUAL INTEGRATION GRAPHIC REPORT

Lab ID : VPH6/12/4 SampleType : CCALIB_3
Injection Date: 11/07/2011 23:22 Instrument : gcv5b.i
Operator : JAR
Sample Info : VPH6/12/4
Misc Info :
Method : /var/chem/gcv5b.i/2111107.b/PIDMVPH.m
Dilution : 1.0
Matrix : WATER
Integrator : Falcon Compound Sublist: aromatic



NO MANUAL INTEGRATIONS

GCAL, Inc.

INITIAL CALIBRATION DATA

Start Cal Date : 04-NOV-2011 20:57
 End Cal Date : 05-NOV-2011 01:52
 Quant Method : ESTD
 Origin : Disabled
 Target Version : 3.50
 Integrator : Falcon
 Method file : /var/chem/gcv5a.i/2111107.b/FIDMVPH.m
 Cal Date : 17-Nov-2011 15:51 bmr
 Curve Type : Average

Calibration File Names:

Level 1: /var/chem/gcv5a.i/2111104p.b/v5003.d
 Level 2: /var/chem/gcv5a.i/2111104p.b/v5005.d
 Level 3: /var/chem/gcv5a.i/2111104p.b/v5007.d
 Level 4: /var/chem/gcv5a.i/2111104p.b/v5009.d
 Level 5: /var/chem/gcv5a.i/2111104p.b/v5011.d
 Level 6: /var/chem/gcv5a.i/2111104p.b/v5001.d

Compound	10.000 Level 1	20.000 Level 2	50.000 Level 3	80.000 Level 4	100.000 Level 5	5.000 Level 6	RRF	% RSD
1 n-Pentane	10671	10211	8851	7571	6259	10437	9000	19.814
M 2 C5-C8	10727	11023	9557	8858	7420	11346	9822	15.343
3 2-Methyl Pentane	10850	12110	10178	9578	7894	12016	10438	15.288
4 MTBE	+++++	+++++	+++++	+++++	+++++	+++++	+++++	+++++
M 5 C9-C12	5516	5527	5414	6329	6009	3831	5437	15.859
6 Isooctane	10661	10749	9640	9426	8105	11583	10027	12.254
7 Benzene	+++++	+++++	+++++	+++++	+++++	+++++	+++++	+++++
8 Toluene	+++++	+++++	+++++	+++++	+++++	+++++	+++++	+++++
9 n-Nonane	+++++	+++++	+++++	+++++	+++++	+++++	+++++	+++++
10 Ethylbenzene	+++++	+++++	+++++	+++++	+++++	+++++	+++++	+++++
11 m,p-Xylene	+++++	+++++	+++++	+++++	+++++	+++++	+++++	+++++
12 o-Xylene	+++++	+++++	+++++	+++++	+++++	+++++	+++++	+++++
13 n-Decane	5176	5085	5107	6409	6110	5443	5555	10.232
14 1,2,4-Trimethylbenzene	+++++	+++++	+++++	+++++	+++++	+++++	+++++	+++++
15 n-Butylcyclohexane	5856	5968	5721	6249	5908	6049	5958	3.021
16 Naphthalene	9352	9011	8945	8433	8525	+++++	8853	4.247
\$ 17 2,5-Dibromotoluene	3190	3009	3100	2787	2825	3028	2990	5.238

GCAL, Inc.

INITIAL CALIBRATION DATA

Start Cal Date : 04-NOV-2011 20:57
End Cal Date : 05-NOV-2011 01:52
Quant Method : ESTD
Origin : Disabled
Target Version : 3.50
Integrator : Falcon
Method file : /var/chem/gcv5a.i/2111107.b/FIDMVPH.m
Cal Date : 17-Nov-2011 15:51 bmr
Curve Type : Average

```
|Average %RSD Results. |  
|-----|  
|Calculated Average %RSD = 11.25516 |  
|Maximun Average %RSD = 25.00000 |  
|* Passed Average %RSD Test. |  
|_____|
```

GCAL, Inc.

Data file : /var/chem/gcv5a.i/2111104p.b/v5001.d
Lab Smp Id: VPH05/6/12/4
Inj Date : 04-NOV-2011 20:57
Operator : JAR
Smp Info : VPH05/6/12/4
Misc Info :
Comment :
Method : /var/chem/gcv5a.i/2111104p.b/FIDMVPH.m
Meth Date : 07-Nov-2011 10:29 jar
Cal Date : 04-NOV-2011 20:57
Als bottle: 1
Dil Factor: 1.00000
Integrator: Falcon
Target Version: 3.50
Processing Host: org.gcal.com
Inst ID: gcv5a.i
Quant Type: ESTD
Cal File: v5001.d
Calibration Sample, Level: 6
Compound Sublist: aliphatic1+surr.sub

Concentration Formula: $Amt * DF * Uf * Vt / (Vo * Vi) * CpndVariable$

Name	Value	Description
DF	1.00000	Dilution Factor
Uf	1.00000	Correction factor
Vt	1.00000	Volume of final extract (mL)
Vo	1.00000	Volume of sample extracted (mL)
Vi	1.00000	Volume injected (uL)

Cpnd Variable

Local Compound Variable

Compounds	RT	EXP RT	DLT RT	RESPONSE	AMOUNTS	
					CAL-AMT (ug/L)	ON-COL (ug/L)
M 2 C5-C8				170184	15.0000	16.3
1 n-Pentane	5.268	5.268	0.000	52185	5.00000	5.4 (M1)
3 2-Methyl Pentane	6.485	6.485	0.000	60082	5.00000	5.4 (M1)
6 Isooctane	9.561	9.561	0.000	57917	5.00000	5.4 (M1)
13 n-Decane	15.962	15.962	0.000	27213	5.00000	5.2 (M1)
15 n-Butylcyclohexane	16.745	16.745	0.000	30246	5.00000	5.1 (M1)
16 Naphthalene	19.622	19.622	0.000	47160	5.00000	5.3 (M1)
M 5 C9-C12				57459	15.0000	10.3
\$ 17 2,5-Dibromotoluene	21.297	21.297	0.000	151381	50.0000	49.4 (M1)

QC Flag Legend

M1- Compound response manually integrated because
Target system did not integrate.

Data File: /chem/gcv5a.i/2111104p.b/v5001.d

Page 1

Date : 04-NOV-2011 20:57

Client ID:

Instrument: gcv5a.i

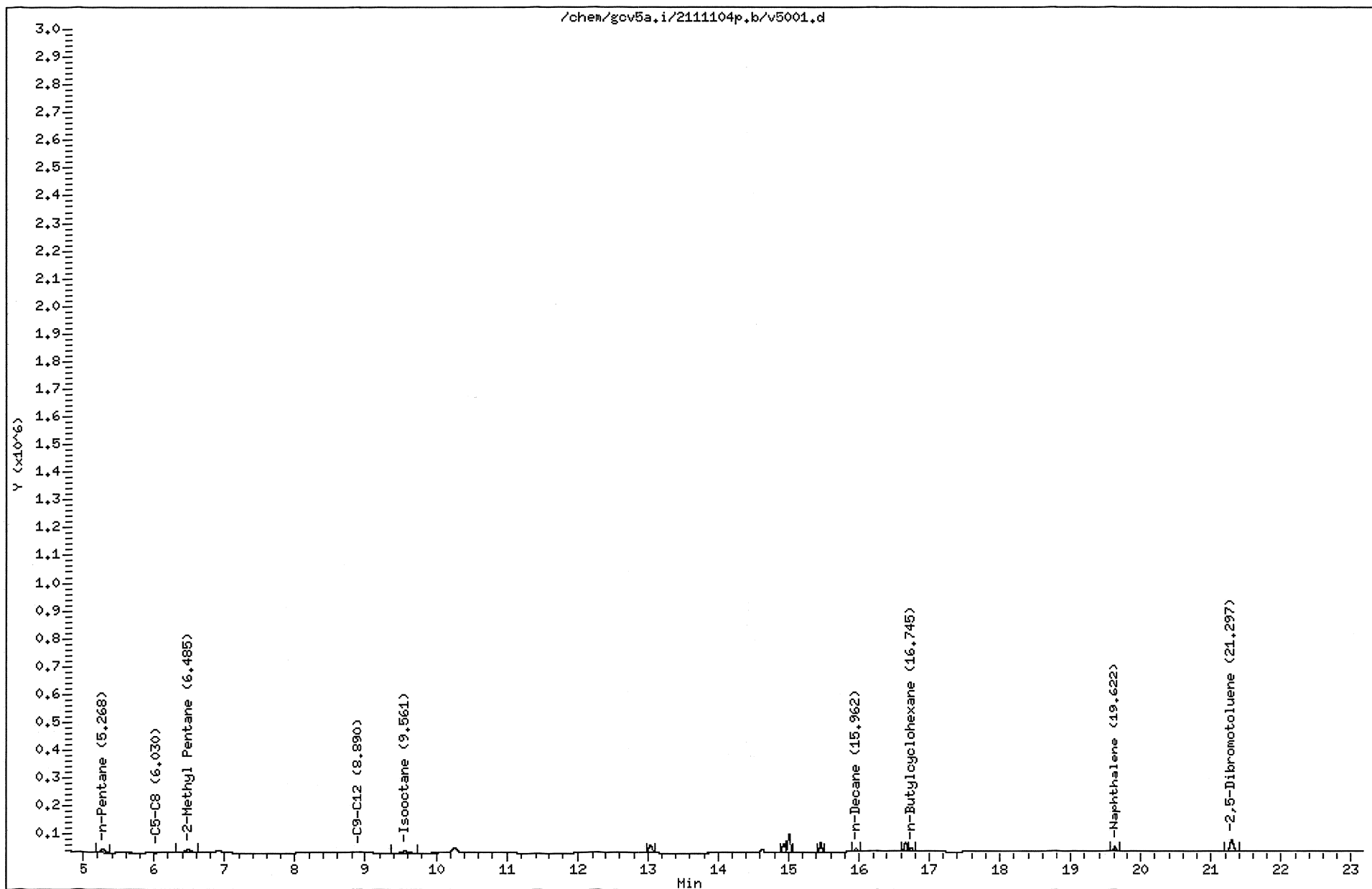
Sample Info: VPH05/6/12/4

Volume Injected (uL): 1.0

Operator: JAR

Column phase: DB-624-30

Column diameter: 0.53

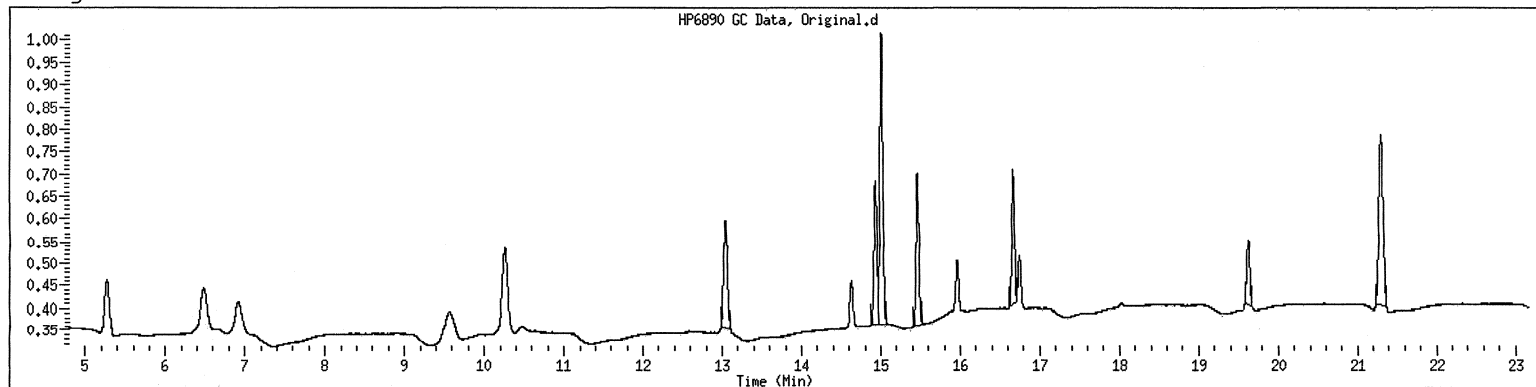


211110257 289

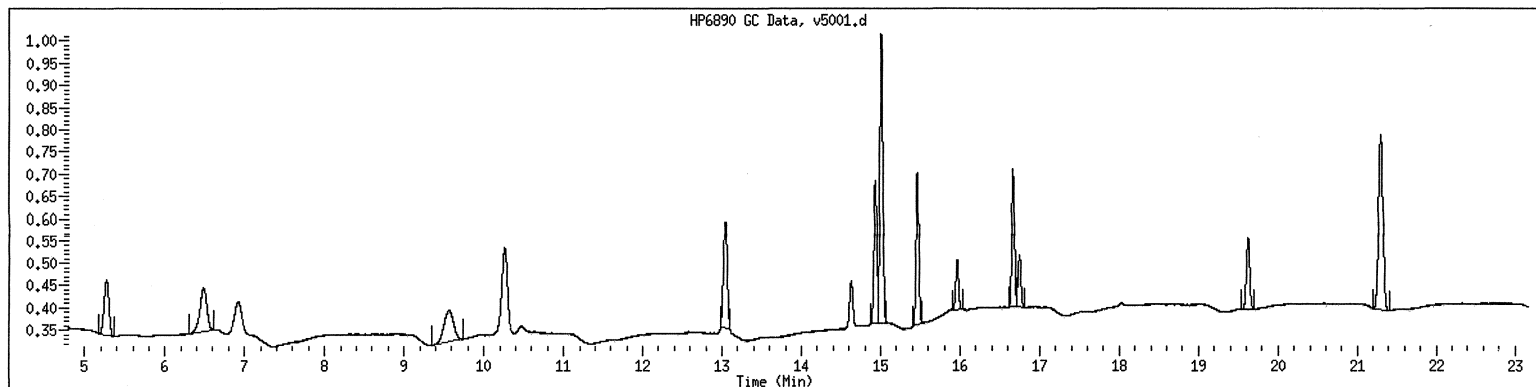
MANUAL INTEGRATION GRAPHIC REPORT

Lab ID : VPH05/6/12/4 SampleType : CALIB_6
Injection Date: 11/04/2011 20:57 Instrument : gcv5a.i
Operator : JAR
Sample Info : VPH05/6/12/4
Misc Info :
Method : /var/chem/gcv5a.i/2111104p.b/FIDMVPH.m
Dilution : 1.0
Matrix : WATER
Integrator : Falcon Compound Sublist: aliphatic1+surr

Original



Final



GCAL, Inc.

Data file : /var/chem/gcv5a.i/2111104p.b/v5003.d
 Lab Smp Id: VPH10/6/12/4
 Inj Date : 04-NOV-2011 21:56
 Operator : JAR
 Smp Info : VPH10/6/12/4
 Misc Info :
 Comment :
 Method : /var/chem/gcv5a.i/2111104p.b/FIDMVPH.m
 Meth Date : 07-Nov-2011 10:29 jar
 Cal Date : 04-NOV-2011 21:56
 Als bottle: 1
 Dil Factor: 1.00000
 Integrator: Falcon
 Target Version: 3.50
 Processing Host: org.gcal.com

Inst ID: gcv5a.i
 Quant Type: ESTD
 Cal File: v5003.d
 Calibration Sample, Level: 1
 Compound Sublist: aliphatic1+surr.sub

Concentration Formula: Amt * DF * Uf * Vt / (Vo * Vi) * CpndVariable

Name	Value	Description
DF	1.00000	Dilution Factor
Uf	1.00000	Correction factor
Vt	1.00000	Volume of final extract (mL)
Vo	1.00000	Volume of sample extracted (mL)
Vi	1.00000	Volume injected (uL)

Cpnd Variable

Local Compound Variable

Compounds	RT	EXP RT	DLT RT	RESPONSE	AMOUNTS	
					CAL-AMT (ug/L)	ON-COL (ug/L)
M 2 C5-C8				321816	30.0000	30.6
1 n-Pentane	5.269	5.269	0.000	106713	10.0000	10.7 (M1)
3 2-Methyl Pentane	6.483	6.483	0.000	108495	10.0000	9.8 (M1)
6 Isooctane	9.565	9.565	0.000	106608	10.0000	10.0 (M1)
13 n-Decane	15.960	15.960	0.000	51759	10.0000	9.9 (M1)
15 n-Butylcyclohexane	16.743	16.743	0.000	58555	10.0000	10 (M1)
16 Naphthalene	19.618	19.618	0.000	93516	10.0000	10.2 (M1)
M 5 C9-C12				110314	20.0000	19.8
\$ 17 2,5-Dibromotoluene	21.292	21.292	0.000	159522	50.0000	51.4 (M1)

QC Flag Legend

M1- Compound response manually integrated because
Target system did not integrate.

Date : 04-NOV-2011 21:56

Client ID:

Instrument: gcv5a.i

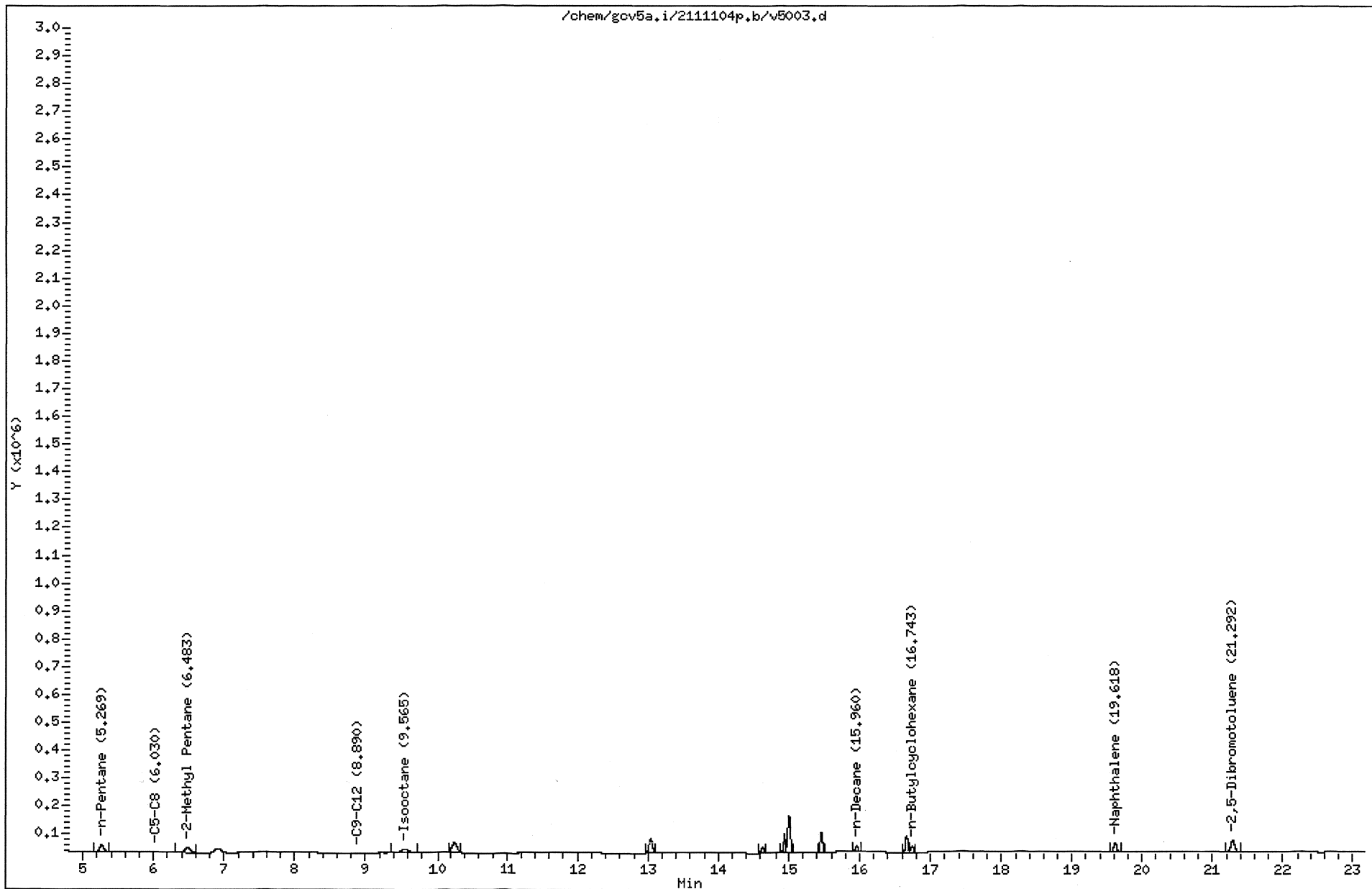
Sample Info: VPH10/6/12/4

Volume Injected (uL): 1.0

Operator: JAR

Column phase: DB-624-30

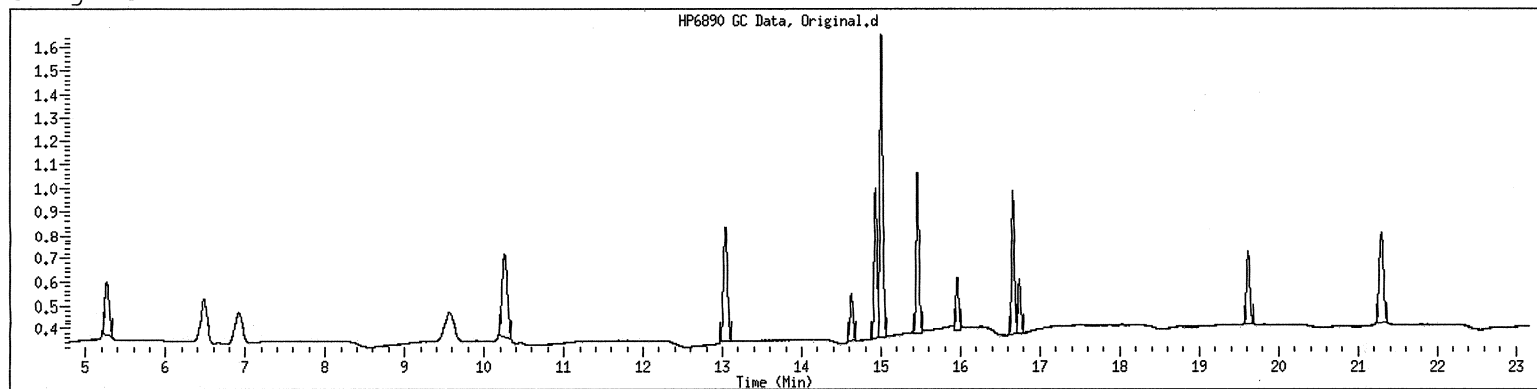
Column diameter: 0,53



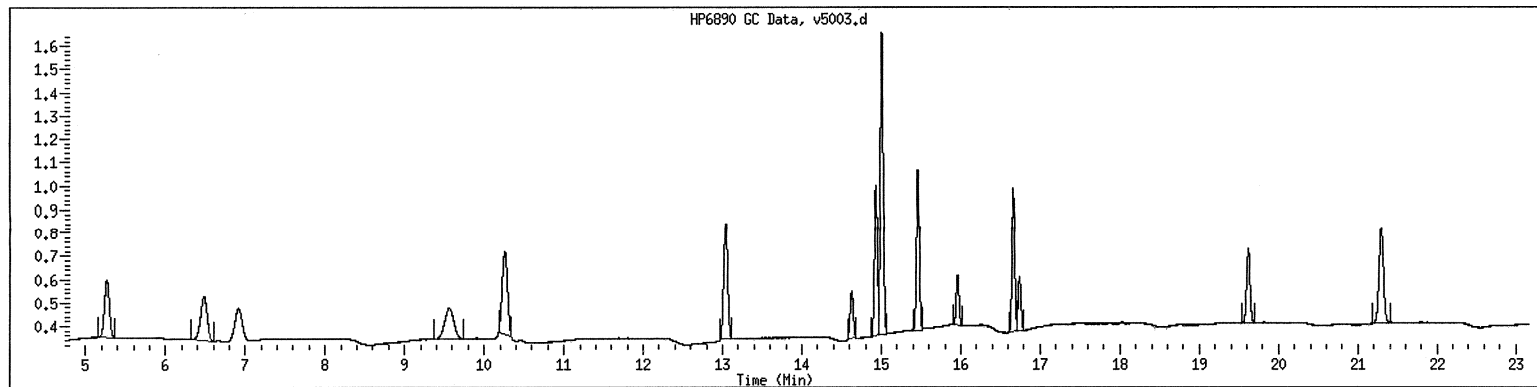
MANUAL INTEGRATION GRAPHIC REPORT

Lab ID : VPH10/6/12/4 SampleType : CALIB_1
Injection Date: 11/04/2011 21:56 Instrument : gcv5a.i
Operator : JAR
Sample Info : VPH10/6/12/4
Misc Info :
Method : /var/chem/gcv5a.i/2111104p.b/FIDMVPH.m
Dilution : 1.0
Matrix : WATER
Integrator : Falcon Compound Sublist: aliphatic1+surr

Original



Final



GCAL, Inc.

Data file : /var/chem/gcv5a.i/2111104p.b/v5005.d
 Lab Smp Id: VPH20/6/12/4
 Inj Date : 04-NOV-2011 22:55
 Operator : JAR
 Smp Info : VPH20/6/12/4
 Misc Info :
 Comment :
 Method : /var/chem/gcv5a.i/2111104p.b/FIDMVPH.m
 Meth Date : 07-Nov-2011 10:29 jar
 Cal Date : 04-NOV-2011 22:55
 Als bottle: 1
 Dil Factor: 1.00000
 Integrator: Falcon
 Target Version: 3.50
 Processing Host: org.gcal.com

Inst ID: gcv5a.i
 Quant Type: ESTD
 Cal File: v5005.d
 Calibration Sample, Level: 2
 Compound Sublist: aliphatic1+surr.sub

Concentration Formula: Amt * DF * Uf * Vt / (Vo * Vi) * CpndVariable

Name	Value	Description
DF	1.00000	Dilution Factor
Uf	1.00000	Correction factor
Vt	1.00000	Volume of final extract (mL)
Vo	1.00000	Volume of sample extracted (mL)
Vi	1.00000	Volume injected (uL)

Cpnd Variable

Local Compound Variable

Compounds	RT	EXP RT	DLT RT	RESPONSE	AMOUNTS	
					CAL-AMT (ug/L)	ON-COL (ug/L)
M 2 C5-C8				661397	60.0000	62.0
1 n-Pentane	5.267	5.267	0.000	204224	20.0000	20.3 (M1)
3 2-Methyl Pentane	6.482	6.482	0.000	242197	20.0000	21.4 (M1)
6 Isooctane	9.563	9.563	0.000	214976	20.0000	20.2 (M1)
13 n-Decane	15.959	15.959	0.000	101700	20.0000	19.5 (M1)
15 n-Butylcyclohexane	16.742	16.742	0.000	119364	20.0000	20.2 (M1)
16 Naphthalene	19.617	19.617	0.000	180224	20.0000	19.8 (M1)
M 5 C9-C12				221064	40.0000	39.8
\$ 17 2,5-Dibromotoluene	21.291	21.291	0.000	150438	50.0000	48.8 (M1)

QC Flag Legend

M1- Compound response manually integrated because
Target system did not integrate.

Data File: /chem/gcv5a.i/2111104p.b/v5005.d

Page 1

Date : 04-NOV-2011 22:55

Client ID:

Instrument: gcv5a.i

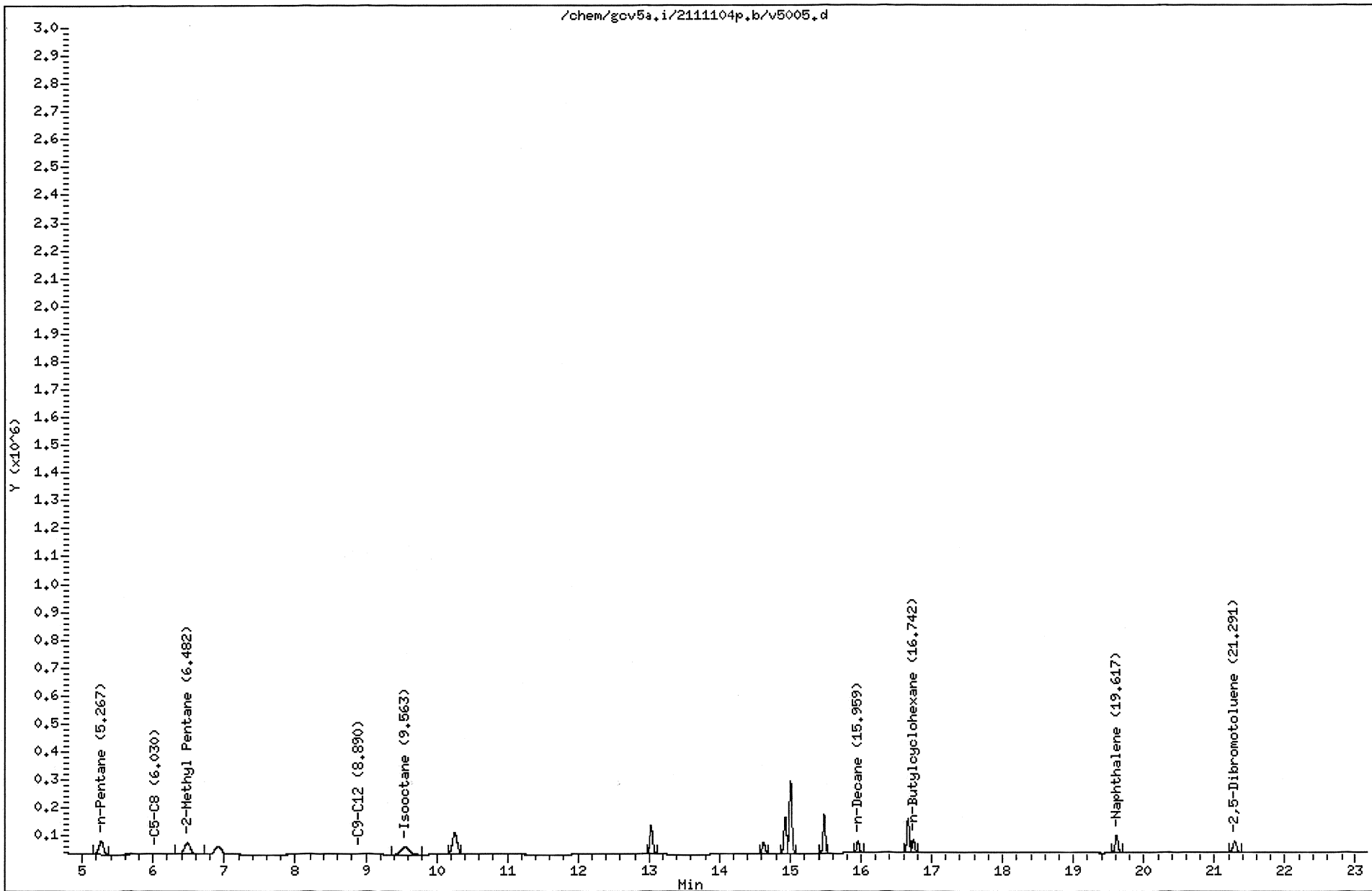
Sample Info: VPH20/6/12/4

Volume Injected (uL): 1.0

Operator: JAR

Column phase: DB-624-30

Column diameter: 0.53

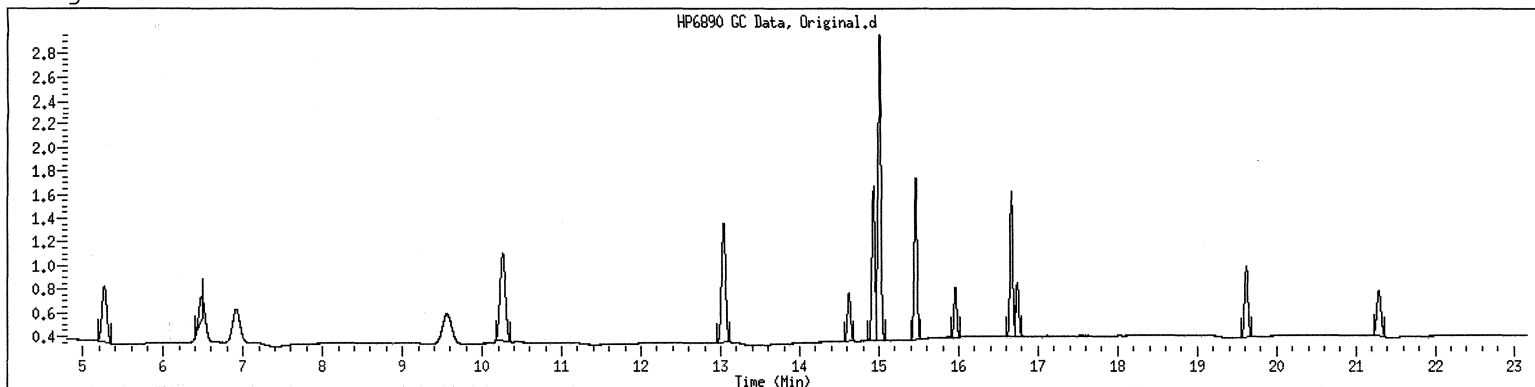


211110257 297

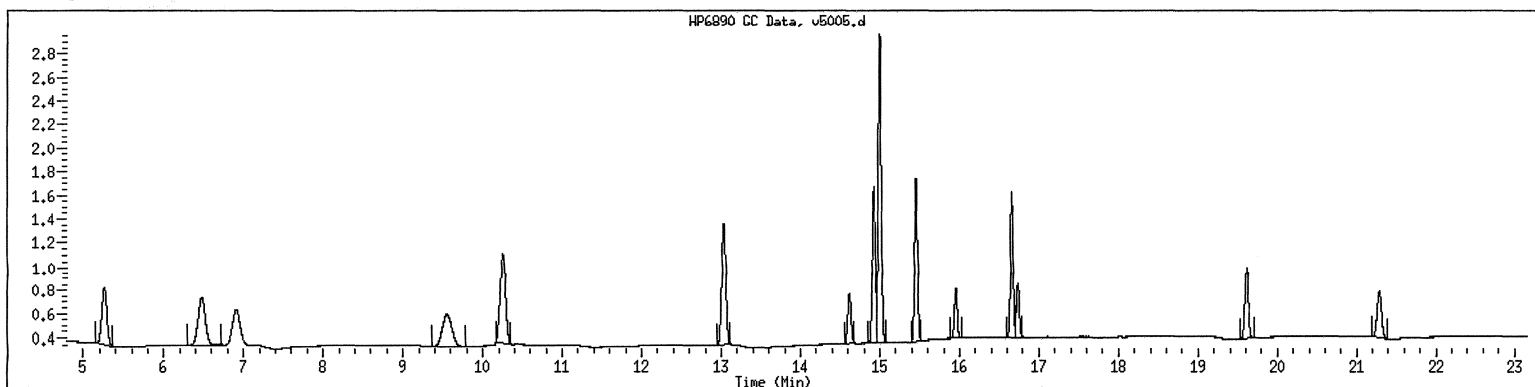
MANUAL INTEGRATION GRAPHIC REPORT

Lab ID : VPH20/6/12/4 SampleType : CALIB_2
Injection Date: 11/04/2011 22:55 Instrument : gcv5a.i
Operator : JAR
Sample Info : VPH20/6/12/4
Misc Info :
Method : /var/chem/gcv5a.i/2111104p.b/FIDMVPH.m
Dilution : 1.0
Matrix : WATER
Integrator : Falcon Compound Sublist: aliphatic1+surr

Original



Final



QC Flag Legend

M1- Compound response manually integrated because
Target system did not integrate.

Date : 04-NOV-2011 23:54

Client ID:

Instrument: gcv5a.i

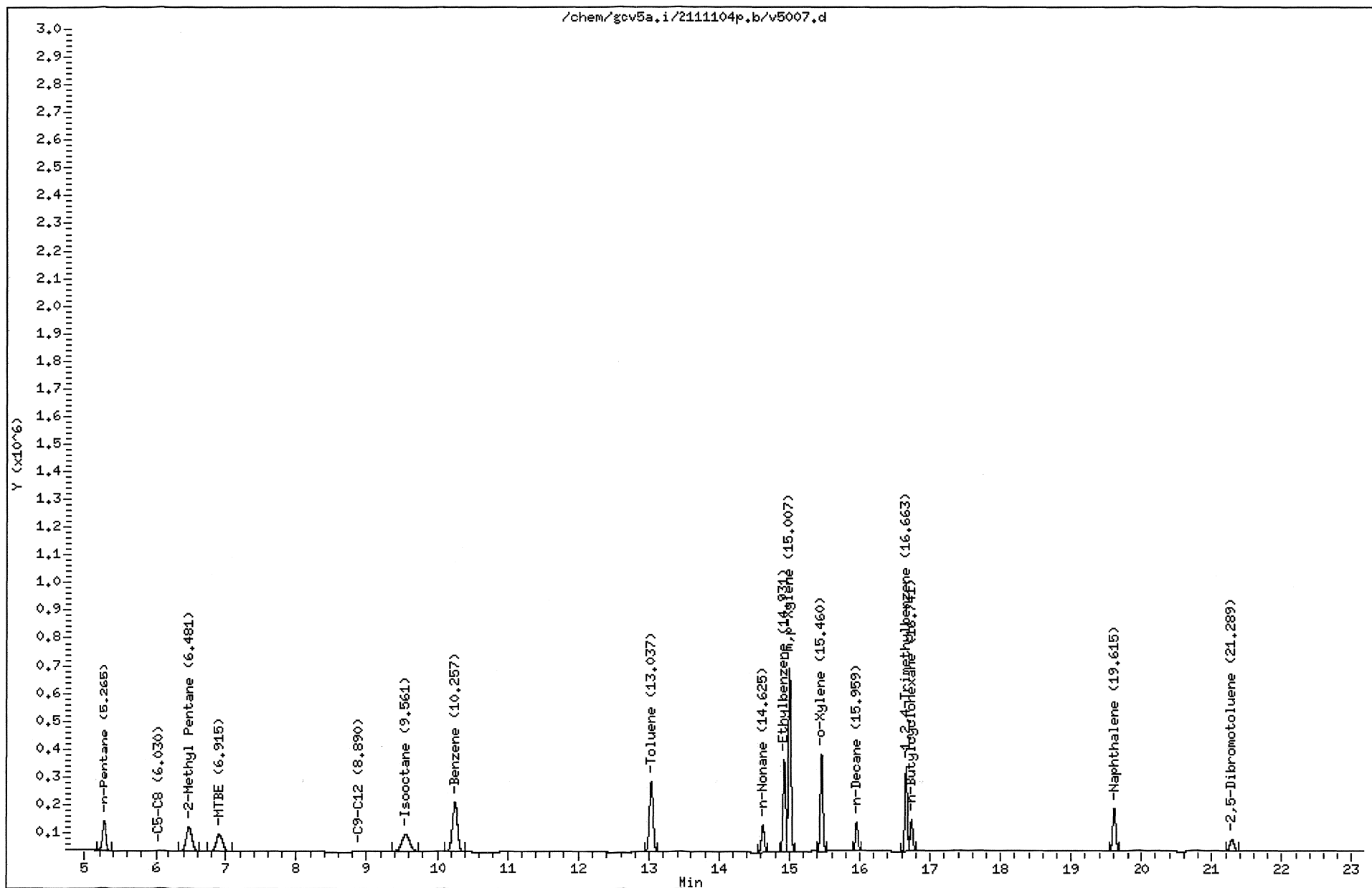
Sample Info: VPH50/6/12/4

Volume Injected (uL): 1.0

Operator: JAR

Column phase: DB-624-30

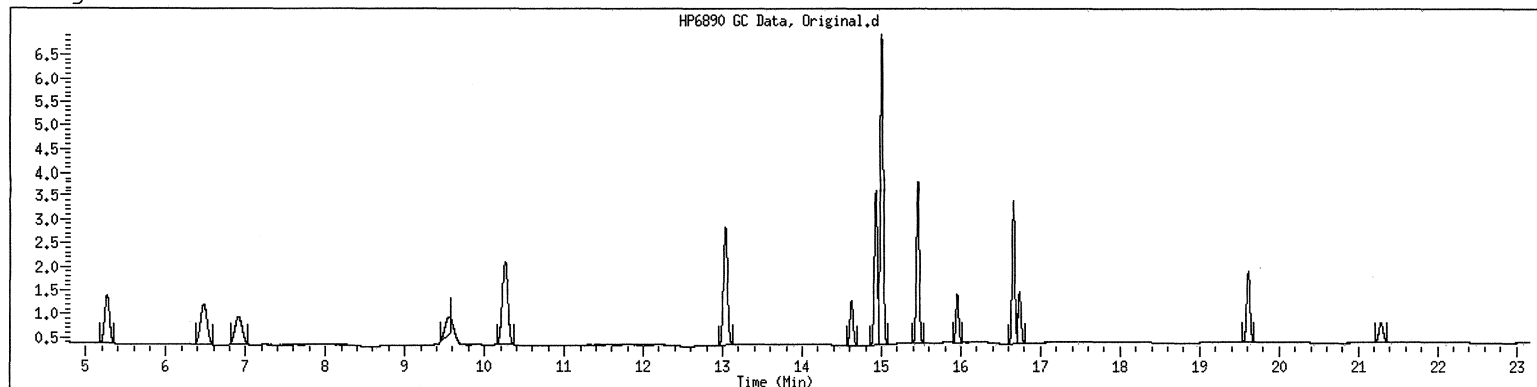
Column diameter: 0.53



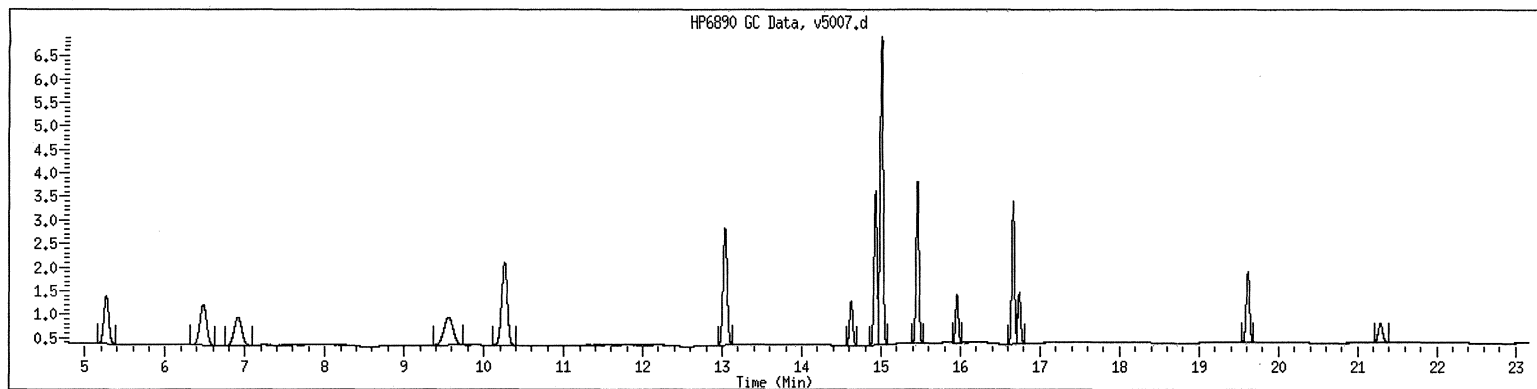
MANUAL INTEGRATION GRAPHIC REPORT

Lab ID : VPH50/6/12/4 SampleType : CALIB_3
Injection Date: 11/04/2011 23:54 Instrument : gcv5a.i
Operator : JAR
Sample Info : VPH50/6/12/4
Misc Info :
Method : /var/chem/gcv5a.i/2111104p.b/FIDMVPH.m
Dilution : 1.0
Matrix : WATER
Integrator : Falcon Compound Sublist: aliphatic1+surr

Original



Final



GCAL, Inc.

Data file : /var/chem/gcv5a.i/2111104p.b/v5009.d
 Lab Smp Id: VPH80/6/12/4
 Inj Date : 05-NOV-2011 00:53
 Operator : JAR
 Smp Info : VPH80/6/12/4
 Misc Info :
 Comment :
 Method : /var/chem/gcv5a.i/2111104p.b/FIDMVPH.m
 Meth Date : 07-Nov-2011 10:29 jar
 Cal Date : 05-NOV-2011 00:53
 Als bottle: 1
 Dil Factor: 1.00000
 Integrator: Falcon
 Target Version: 3.50
 Processing Host: org.gcal.com

Inst ID: gcv5a.i
 Quant Type: ESTD
 Cal File: v5009.d
 Calibration Sample, Level: 4
 Compound Sublist: aliphatic1+surr.sub

Concentration Formula: Amt * DF * Uf * Vt / (Vo * Vi) * CpndVariable

Name	Value	Description
DF	1.00000	Dilution Factor
Uf	1.00000	Correction factor
Vt	1.00000	Volume of final extract (mL)
Vo	1.00000	Volume of sample extracted (mL)
Vi	1.00000	Volume injected (uL)

Cpnd Variable

Local Compound Variable

Compounds	RT	EXP RT	DLT RT	RESPONSE	AMOUNTS	
					CAL-AMT (ug/L)	ON-COL (ug/L)
M 2 C5-C8				2126034	240.000	206
1 n-Pentane	5.264	5.264	0.000	605714	80.0000	63.4
3 2-Methyl Pentane	6.481	6.481	0.000	766261	80.0000	70.0 (M1)
6 Isooctane	9.559	9.559	0.000	754059	80.0000	72.4 (M1)
13 n-Decane	15.958	15.958	0.000	512745	80.0000	94.2
15 n-Butylcyclohexane	16.740	16.740	0.000	499891	80.0000	83.8 (M1)
16 Naphthalene	19.614	19.614	0.000	674677	80.0000	75.5
M 5 C9-C12				1012636	160.000	178
\$ 17 2,5-Dibromotoluene	21.288	21.288	0.000	139338	50.0000	46.1

QC Flag Legend

M1- Compound response manually integrated because
Target system did not integrate.

Date : 05-NOV-2011 00:53

Client ID:

Instrument: gcv5a.i

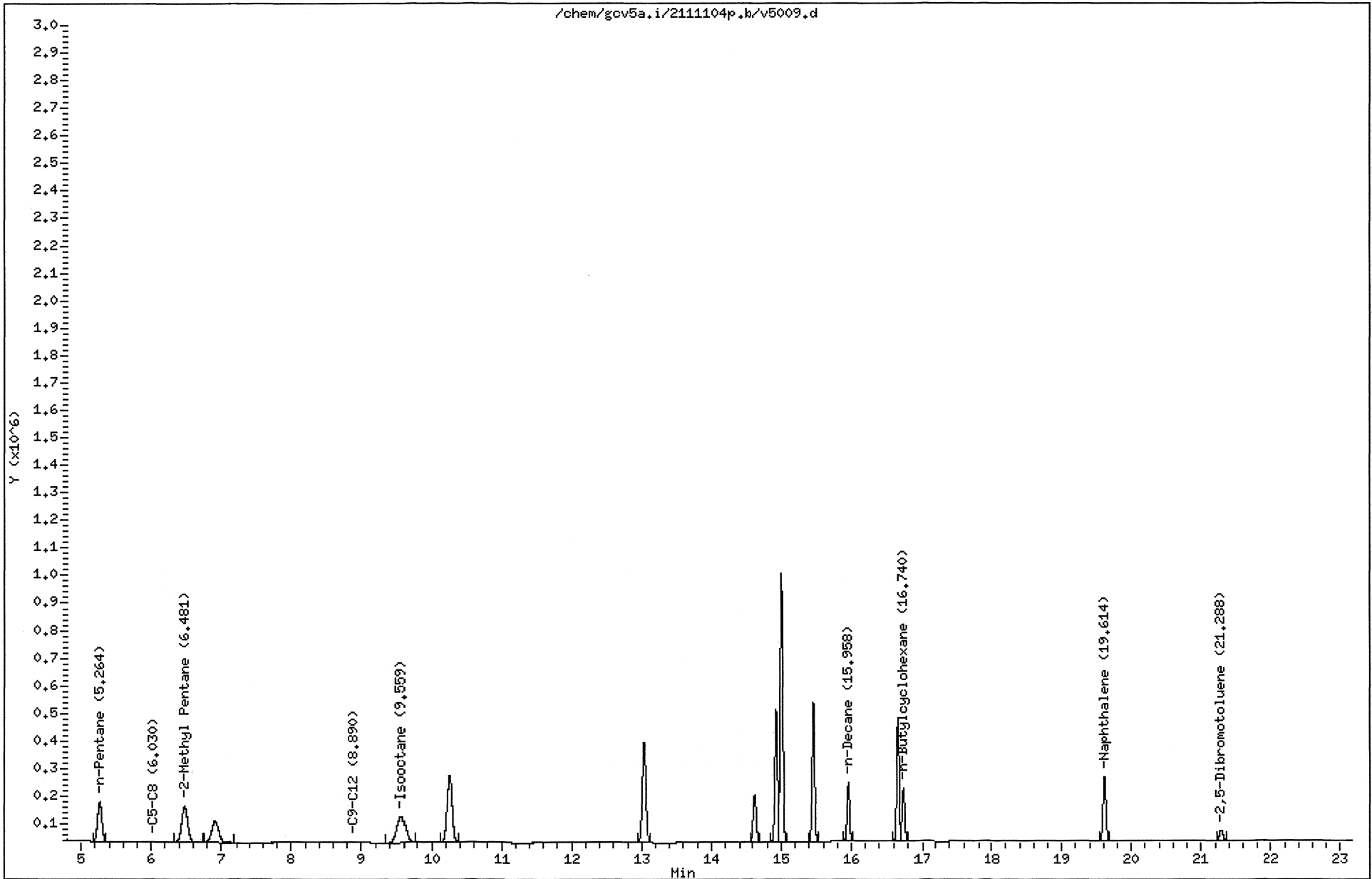
Sample Info: VPH80/6/12/4

Volume Injected (uL): 1.0

Operator: JAR

Column phase: DB-624-30

Column diameter: 0.53

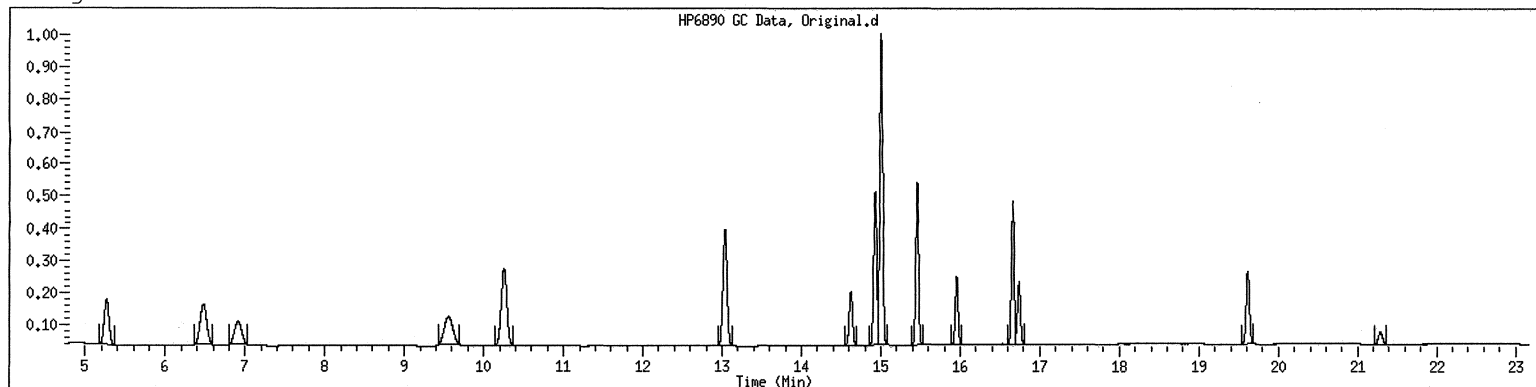


211110257 305

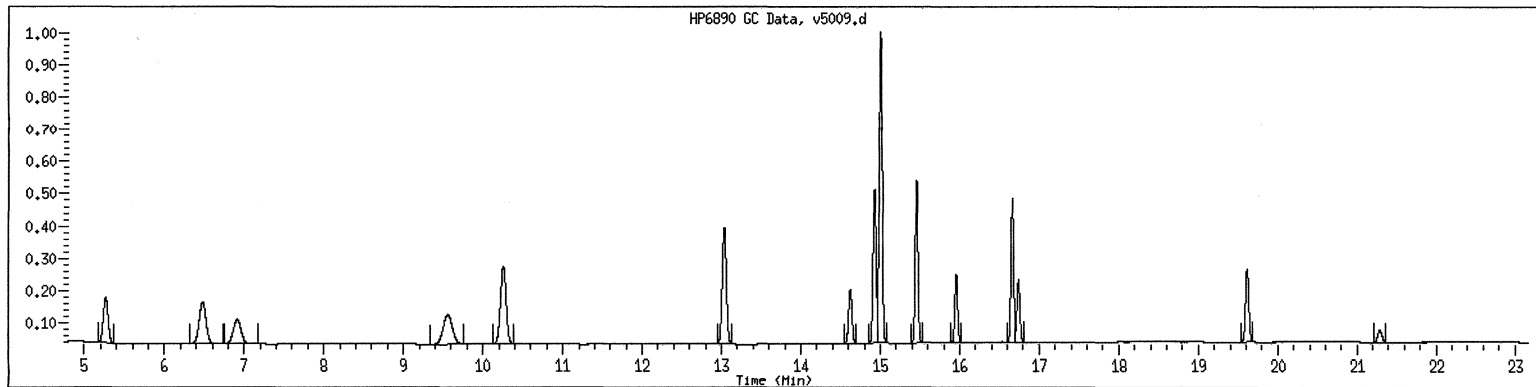
MANUAL INTEGRATION GRAPHIC REPORT

Lab ID : VPH80/6/12/4 SampleType : CALIB_4
Injection Date: 11/05/2011 00:53 Instrument : gcv5a.i
Operator : JAR
Sample Info : VPH80/6/12/4
Misc Info :
Method : /var/chem/gcv5a.i/2111104p.b/FIDMVPH.m
Dilution : 1.0
Matrix : WATER
Integrator : Falcon Compound Sublist: aliphatic1+surr

Original



Final



GCAL, Inc.

Data file : /var/chem/gcv5a.i/2111104p.b/v5011.d
 Lab Smp Id: VPH100/6/12/4
 Inj Date : 05-NOV-2011 01:52
 Operator : JAR
 Smp Info : VPH100/6/12/4
 Misc Info :
 Comment :
 Method : /var/chem/gcv5a.i/2111104p.b/FIDMVPH.m
 Meth Date : 07-Nov-2011 10:29 jar
 Cal Date : 05-NOV-2011 01:52
 Als bottle: 1
 Dil Factor: 1.00000
 Integrator: Falcon
 Target Version: 3.50
 Processing Host: org.gcal.com

Inst ID: gcv5a.i
 Quant Type: ESTD
 Cal File: v5011.d
 Calibration Sample, Level: 5
 Compound Sublist: aliphatic1+surr.sub

Concentration Formula: Amt * DF * Uf * Vt / (Vo * Vi) * CpndVariable

Name	Value	Description
DF	1.00000	Dilution Factor
Uf	1.00000	Correction factor
Vt	1.00000	Volume of final extract (mL)
Vo	1.00000	Volume of sample extracted (mL)
Vi	1.00000	Volume injected (uL)

Cpnd Variable

Local Compound Variable

Compounds	RT	EXP	RT	DLT	RT	RESPONSE	AMOUNTS	
							CAL-AMT (ug/L)	ON-COL (ug/L)
M 2 C5-C8						2225866	300.000	226
1 n-Pentane	5.263	5.263	0.000			625897	100.000	69.5 (M1)
3 2-Methyl Pentane	6.480	6.480	0.000			789446	100.000	75.6 (M1)
6 Isooctane	9.557	9.557	0.000			810523	100.000	80.8 (M1)
13 n-Decane	15.959	15.959	0.000			610961	100.000	110 (A)
15 n-Butylcyclohexane	16.742	16.742	0.000			590825	100.000	99.2 (M1)
16 Naphthalene	19.617	19.617	0.000			852519	100.000	96.3
M 5 C9-C12						1201786	200.000	209
\$ 17 2,5-Dibromotoluene	21.294	21.294	0.000			141234	50.0000	47.2

QC Flag Legend

- A - Target compound detected but, quantitated amount exceeded maximum amount.
- M1- Compound response manually integrated because Target system did not integrate.

Data File: /chem/gov5a.i/2111104p.b/v5011.d

Page 1

Date : 05-NOV-2011 01:52

Client ID:

Instrument: gov5a.i

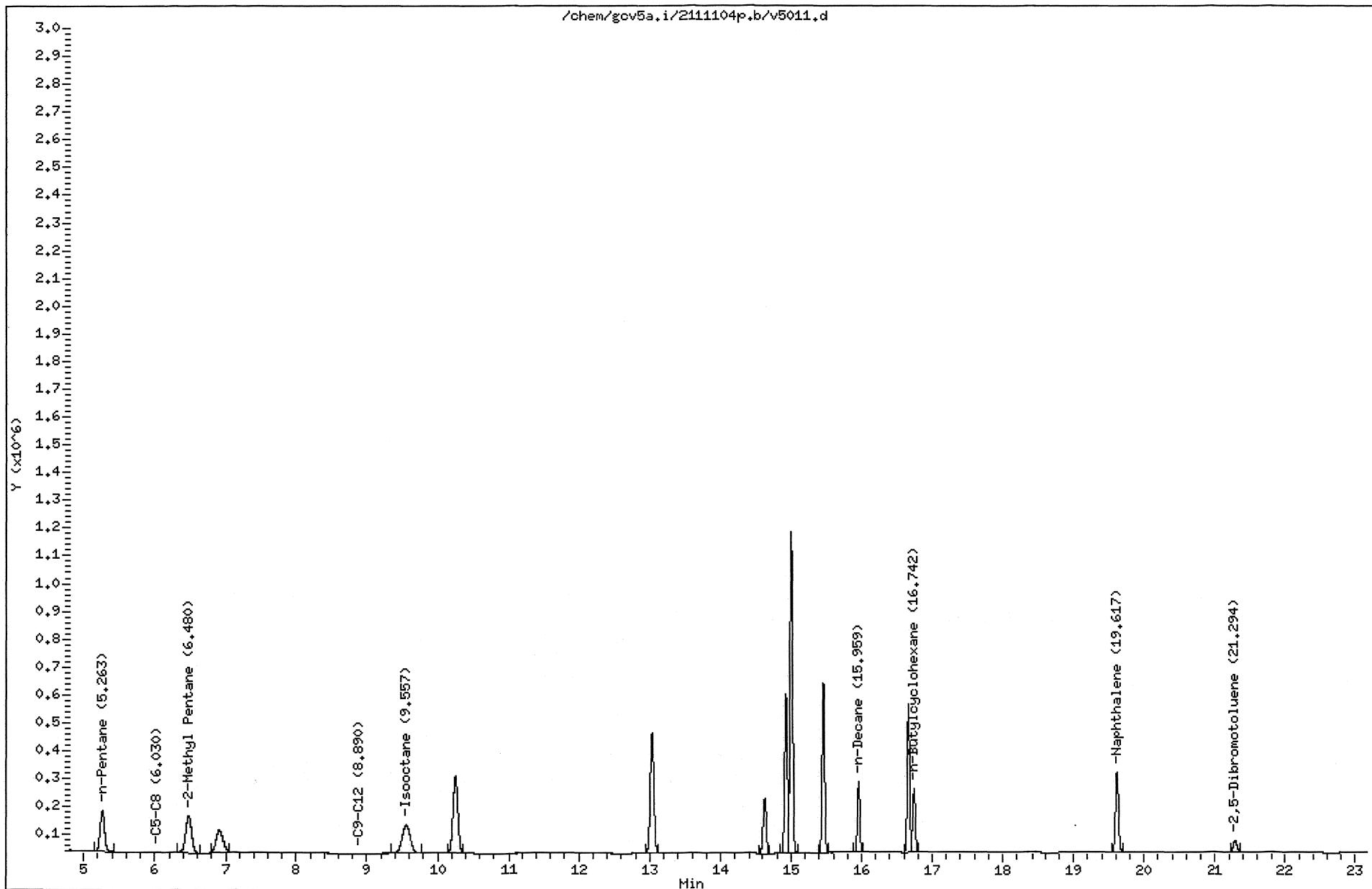
Sample Info: VPH100/6/12/4

Volume Injected (uL): 1.0

Operator: JAR

Column phase: DB-624-30

Column diameter: 0.53

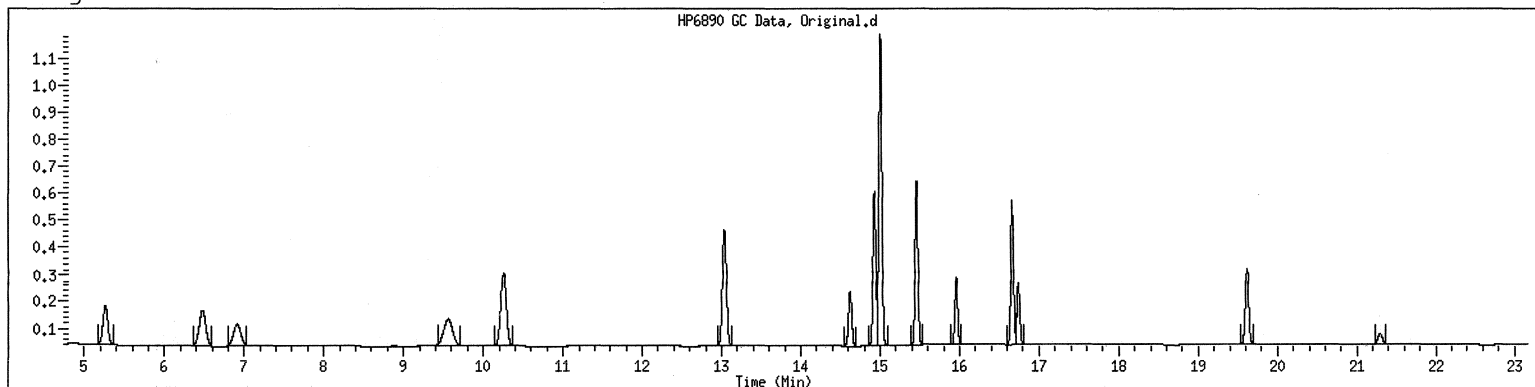


211110257 309

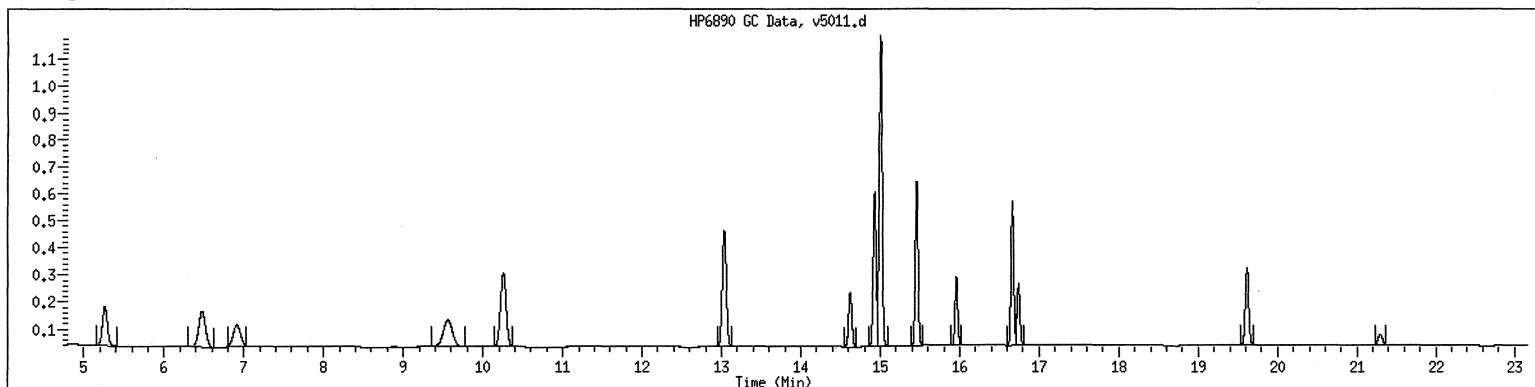
MANUAL INTEGRATION GRAPHIC REPORT

Lab ID : VPH100/6/12/4 SampleType : CALIB_5
Injection Date: 11/05/2011 01:52 Instrument : gcv5a.i
Operator : JAR
Sample Info : VPH100/6/12/4
Misc Info :
Method : /var/chem/gcv5a.i/2111104p.b/FIDMVPH.m
Dilution : 1.0
Matrix : WATER
Integrator : Falcon Compound Sublist: aliphatic1+surr

Original



Final



GCAL, Inc.

RECOVERY REPORT

Client Name: Client SDG: 2111104p
 Sample Matrix: LIQUID Fraction: VOA
 Lab Smp Id: ICV6/12/5
 Level: LOW Operator: JAR
 Data Type: GC MULTI COMP SampleType: LCS
 SpikeList File: aliphatic1.spk Quant Type: ESTD
 Sublist File: aliphatic1+surr.sub
 Method File: /var/chem/gcv5a.i/2111104p.b/FIDMVPH.m
 Misc Info:

SPIKE COMPOUND		AMOUNT ADDED ug/L	AMOUNT RECOVERED ug/L	% RECOVERED	LIMITS
	1 n-Pentane	50.0	46.6	93.10	70-130
M	2 C5-C8	150	139	92.95	70-130
	3 2-Methyl Pentane	50.0	48.5	96.95	70-130
M	5 C9-C12	100	92.4	92.37	70-130
	6 Isooctane	50.0	44.4	88.79	70-130
	13 n-Decane	50.0	44.9	89.88	70-130
	15 n-Butylcyclohexane	50.0	47.4	94.86	70-130
	16 Naphthalene	50.0	54.8	109.51	70-130

SURROGATE COMPOUND		AMOUNT ADDED ug/L	AMOUNT RECOVERED ug/L	% RECOVERED	LIMITS
\$	17 2,5-Dibromotoluene	50.0	49.5	99.05	70-130

GCAL, Inc.

Data file : /var/chem/gcv5a.i/2111104p.b/v5013.d
 Lab Smp Id: ICV6/12/5
 Inj Date : 05-NOV-2011 02:51
 Operator : JAR
 Smp Info : ICV6/12/5
 Misc Info :
 Comment :
 Method : /var/chem/gcv5a.i/2111104p.b/FIDMVPH.m
 Meth Date : 07-Nov-2011 10:22 jar
 Cal Date : 05-NOV-2011 01:52
 Als bottle: 1
 Dil Factor: 1.00000
 Integrator: Falcon
 Target Version: 3.50
 Processing Host: org.gcal.com

Inst ID: gcv5a.i
 Quant Type: ESTD
 Cal File: v5011.d
 QC Sample: LCS
 Compound Sublist: aliphatic1+surr.sub

Concentration Formula: Amt * DF * Uf * Vt / (Vo * Vi) * CpndVariable

Name	Value	Description
DF	1.00000	Dilution Factor
Uf	1.00000	Correction factor
Vt	1.00000	Volume of final extract (mL)
Vo	1.00000	Volume of sample extracted (mL)
Vi	1.00000	Volume injected (uL)

Cpnd Variable

Local Compound Variable

Compounds	RT	EXP RT	DLT RT	RESPONSE	CONCENTRATIONS	
					ON-COLUMN (ug/L)	FINAL (ug/L)
M 2 C5-C8				1370151	139.426	139
1 n-Pentane	5.264	5.263	0.001	418980	46.5524	46.6 (M1)
3 2-Methyl Pentane	6.480	6.480	0.000	505982	48.4762	48.5 (M1)
6 Isooctane	9.555	9.557	-0.002	445188	44.3972	44.4 (M1)
13 n-Decane	15.958	15.959	-0.001	249629	44.9383	44.9
15 n-Butylcyclohexane	16.741	16.742	-0.001	282608	47.4296	47.4
16 Naphthalene	19.615	19.617	-0.002	484765	54.7551	54.8
M 5 C9-C12				532237	92.3679	92.4
§ 17 2,5-Dibromotoluene	21.290	21.294	-0.004	148060	49.5241	49.5

QC Flag Legend

M1- Compound response manually integrated because
Target system did not integrate.

Data File: /chem/gcv5a.i/2111104p.b/v5013.d

Page 1

Date : 05-NOV-2011 02:51

Client ID:

Instrument: gcv5a.i

Sample Info: ICV6/12/5

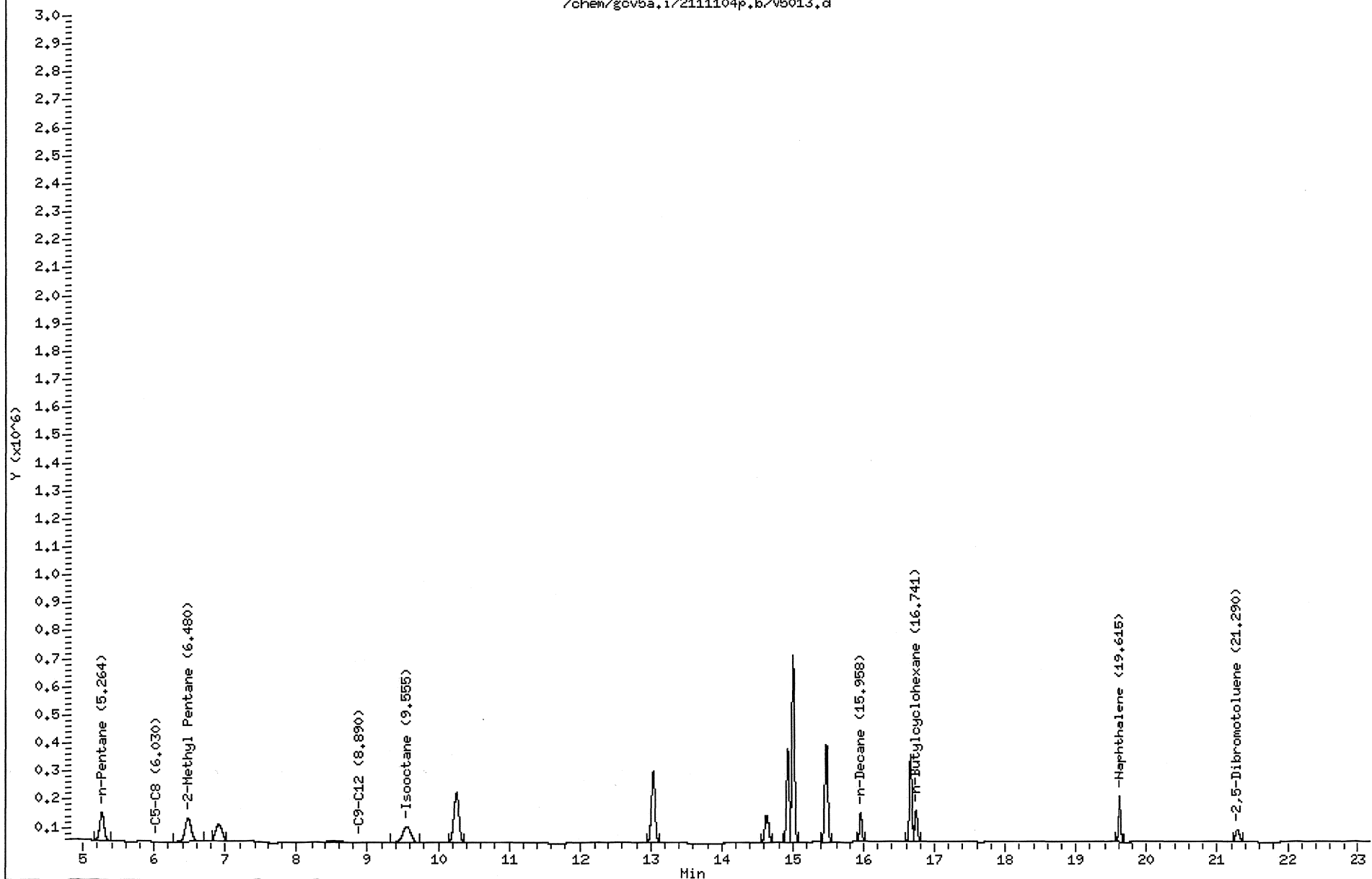
Operator: JAR

Volume Injected (uL): 1.0

Column diameter: 0.53

Column phase: DB-624-30

/chem/gcv5a.i/2111104p.b/v5013.d



211110257 314

GCAL, Inc.

CONTINUING CALIBRATION COMPOUNDS

Instrument ID: gcv5a.i Injection Date: 07-NOV-2011 11:22
 Lab File ID: v5001.d Init. Cal. Date(s): 04-NOV-2011 05-NOV-2011
 Analysis Type: WATER Init. Cal. Times: 20:57 01:52
 Lab Sample ID: VPH6/12/4 Quant Type: ESTD
 Method: /var/chem/gcv5a.i/2111107.b/FIDMVPH.m

COMPOUND	RRF / AMOUNT	RF50	MIN		MAX		CURVE TYPE
			RRF	%D / %DRIFT	%D / %DRIFT		
M 2 C5-C8	9822	10063	0.010	-2.45242	25.00000		Averaged
1 n-Pentane	9000	9099	0.010	-1.09665	25.00000		Averaged
3 2-Methyl Pentane	10438	10571	0.010	-1.27340	25.00000		Averaged
6 Isooctane	10027	10518	0.010	-4.89657	25.00000		Averaged
13 n-Decane	5555	5515	0.010	0.72519	25.00000		Averaged
15 n-Butylcyclohexane	5958	6214	0.010	-4.28469	25.00000		Averaged
16 Naphthalene	8853	9172	0.010	-3.60219	25.00000		Averaged
M 5 C9-C12	5437	5864	0.010	-7.84785	25.00000		Averaged
\$ 17 2,5-Dibromotoluene	2990	2988	0.010	0.04259	30.00000		Averaged

Average %D / Drift Results.
 =====
 Calculated Average %D/Drift = 2.91351
 Maximun Average %D/Drift = 25.00000
 * Passed Average %D/Drift Test.

GCAL, Inc.

Data file : /var/chem/gcv5a.i/2111107.b/v5001.d
Lab Smp Id: VPH6/12/4
Inj Date : 07-NOV-2011 11:22
Operator : JAR
Smp Info : VPH6/12/4
Misc Info :
Comment :
Method : /var/chem/gcv5a.i/2111107.b/FIDMVPH.m
Meth Date : 08-Nov-2011 13:07 jar
Cal Date : 05-NOV-2011 01:52
Als bottle: 1
Dil Factor: 1.00000
Integrator: Falcon
Target Version: 3.50
Processing Host: org.gcal.com
Inst ID: gcv5a.i
Quant Type: ESTD
Cal File: v5011.d
Continuing Calibration Sample
Compound Sublist: aliphatic1+surr.sub

Concentration Formula: Amt * DF * Uf * Vt / (Vo * Vi) * CpndVariable

Name	Value	Description
DF	1.00000	Dilution Factor
Uf	1.00000	Correction factor
Vt	1.00000	Volume of final extract (mL)
Vo	1.00000	Volume of sample extracted (mL)
Vi	1.00000	Volume injected (uL)

Cpnd Variable

Local Compound Variable

Compounds	RT	EXP RT	DLT RT	RESPONSE	AMOUNTS	
					CAL-AMT (ug/L)	ON-COL (ug/L)
M 2 C5-C8				1509398	150.000	154
1 n-Pentane	5.269	5.269	0.000	454944	50.0000	50.5
3 2-Methyl Pentane	6.485	6.485	0.000	528534	50.0000	50.6
6 Isooctane	9.563	9.563	0.000	525920	50.0000	52.4(M1)
13 n-Decane	15.961	15.961	0.000	275732	50.0000	49.6
15 n-Butylcyclohexane	16.743	16.743	0.000	310689	50.0000	52.1
16 Naphthalene	19.618	19.618	0.000	458612	50.0000	51.8
M 5 C9-C12				586421	100.000	102
\$ 17 2,5-Dibromotoluene	21.295	21.295	0.000	149419	50.0000	50.0

QC Flag Legend

M1- Compound response manually integrated because
Target system did not integrate.

Data File: /chem/gcv5a.i/2111107.b/v5001.d

Page 1

Date : 07-NOV-2011 11:22

Client ID:

Instrument: gcv5a.i

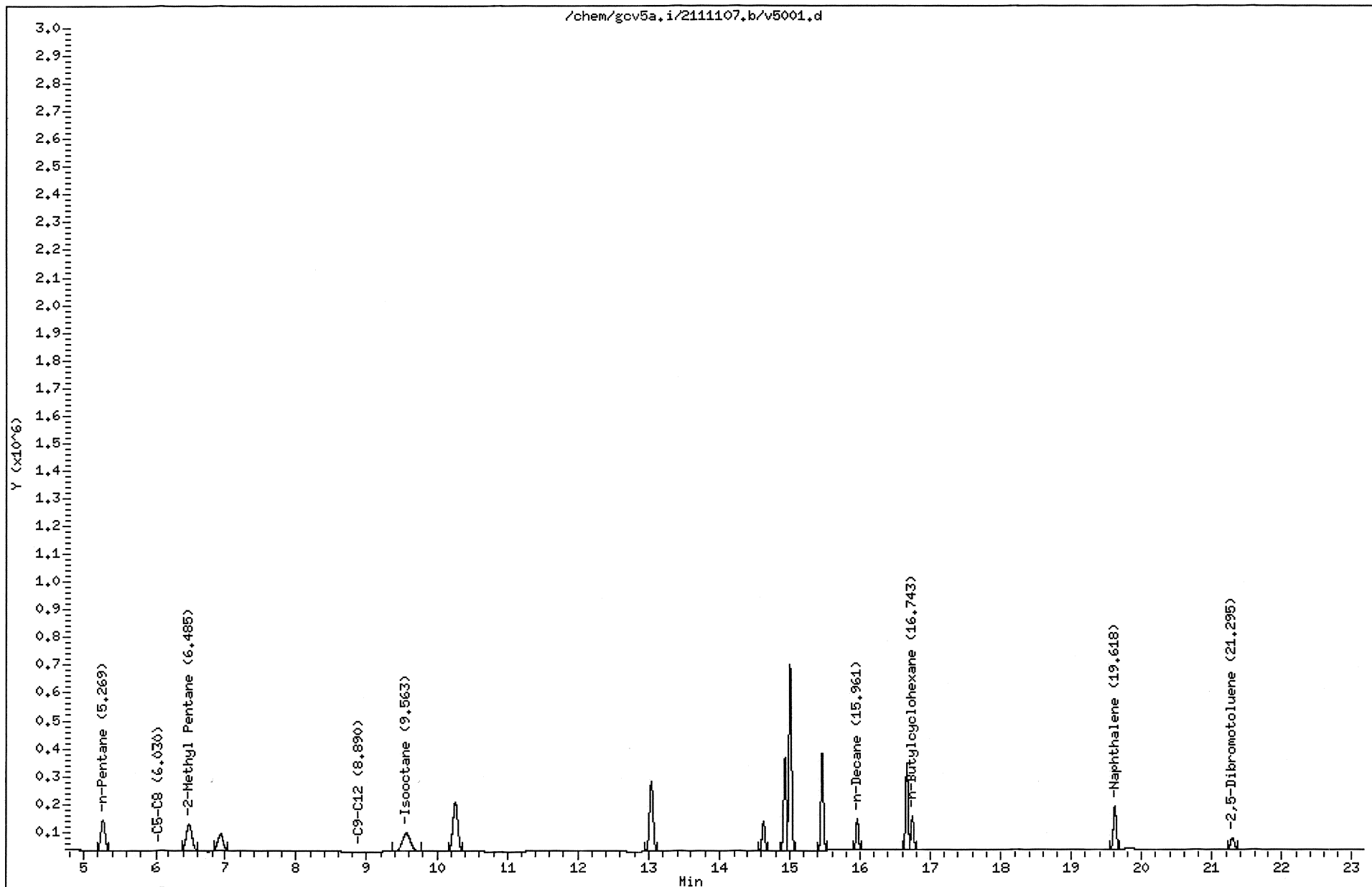
Sample Info: VPH6/12/4

Volume Injected (uL): 1.0

Operator: JAR

Column phase: DB-624-30

Column diameter: 0.53



211110257 319

GCAL, Inc.

CONTINUING CALIBRATION COMPOUNDS

Instrument ID: gcv5a.i Injection Date: 07-NOV-2011 16:16
 Lab File ID: v5011.d Init. Cal. Date(s): 04-NOV-2011 05-NOV-2011
 Analysis Type: WATER Init. Cal. Times: 20:57 01:52
 Lab Sample ID: VPH6/12/4 Quant Type: ESTD
 Method: /var/chem/gcv5a.i/2111107.b/FIDMVPH.m

COMPOUND	RRF / AMOUNT	RF50	MIN		MAX		CURVE TYPE
			RRF	%D / %DRIFT	%D / %DRIFT		
M 2 C5-C8	9822	9001	0.010	8.35987	25.00000	Averaged	
1 n-Pentane	9000	8133	0.010	9.63580	25.00000	Averaged	
3 2-Methyl Pentane	10438	9389	0.010	10.04971	25.00000	Averaged	
6 Isooctane	10027	9480	0.010	5.45566	25.00000	Averaged	
13 n-Decane	5555	5714	0.010	-2.86154	25.00000	Averaged	
15 n-Butylcyclohexane	5958	5735	0.010	3.75193	25.00000	Averaged	
16 Naphthalene	8853	8972	0.010	-1.34067	25.00000	Averaged	
M 5 C9-C12	5437	5724	0.010	-5.27663	25.00000	Averaged	
\$ 17 2,5-Dibromotoluene	2990	2912	0.010	2.61212	30.00000	Averaged	

Average %D / Drift Results.

Calculated Average %D/Drift = 5.48266

Maximum Average %D/Drift = 25.00000

* Passed Average %D/Drift Test.

GCAL, Inc.

Data file : /var/chem/gcv5a.i/2111107.b/v5011.d
 Lab Smp Id: VPH6/12/4
 Inj Date : 07-NOV-2011 16:16
 Operator : JAR
 Smp Info : VPH6/12/4
 Misc Info :
 Comment :
 Method : /var/chem/gcv5a.i/2111107.b/FIDMVPH.m
 Meth Date : 07-Nov-2011 17:08 jar
 Cal Date : 05-NOV-2011 01:52
 Als bottle: 1
 Dil Factor: 1.00000
 Integrator: Falcon
 Target Version: 3.50
 Processing Host: org.gcal.com

Inst ID: gcv5a.i
 Quant Type: ESTD
 Cal File: v5011.d
 Continuing Calibration Sample
 Compound Sublist: aliphatic1+surr.sub

Concentration Formula: Amt * DF * Uf * Vt / (Vo * Vi) * CpndVariable

Name	Value	Description
DF	1.00000	Dilution Factor
Uf	1.00000	Correction factor
Vt	1.00000	Volume of final extract (mL)
Vo	1.00000	Volume of sample extracted (mL)
Vi	1.00000	Volume injected (uL)

Cpnd Variable

Local Compound Variable

Compounds	RT	EXP RT	DLT RT	RESPONSE	AMOUNTS	
					CAL-AMT (ug/L)	ON-COL (ug/L)
M 2 C5-C8				1350104	150.000	137
1 n-Pentane	5.266	5.266	0.000	406647	50.0000	45.2
3 2-Methyl Pentane	6.482	6.482	0.000	469440	50.0000	45.0
6 Isooctane	9.562	9.562	0.000	474017	50.0000	47.3 (M1)
13 n-Decane	15.963	15.963	0.000	285694	50.0000	51.4
15 n-Butylcyclohexane	16.746	16.746	0.000	286746	50.0000	48.1
16 Naphthalene	19.623	19.623	0.000	448601	50.0000	50.7
M 5 C9-C12				572440	100.000	99.6
\$ 17 2,5-Dibromotoluene	21.301	21.301	0.000	145578	50.0000	48.7

QC Flag Legend

M1- Compound response manually integrated because
Target system did not integrate.

Data File: /chem/gcv5a.i/2111107,b/v5011.d

Page 1

Date : 07-NOV-2011 16:16

Client ID:

Instrument: gcv5a.i

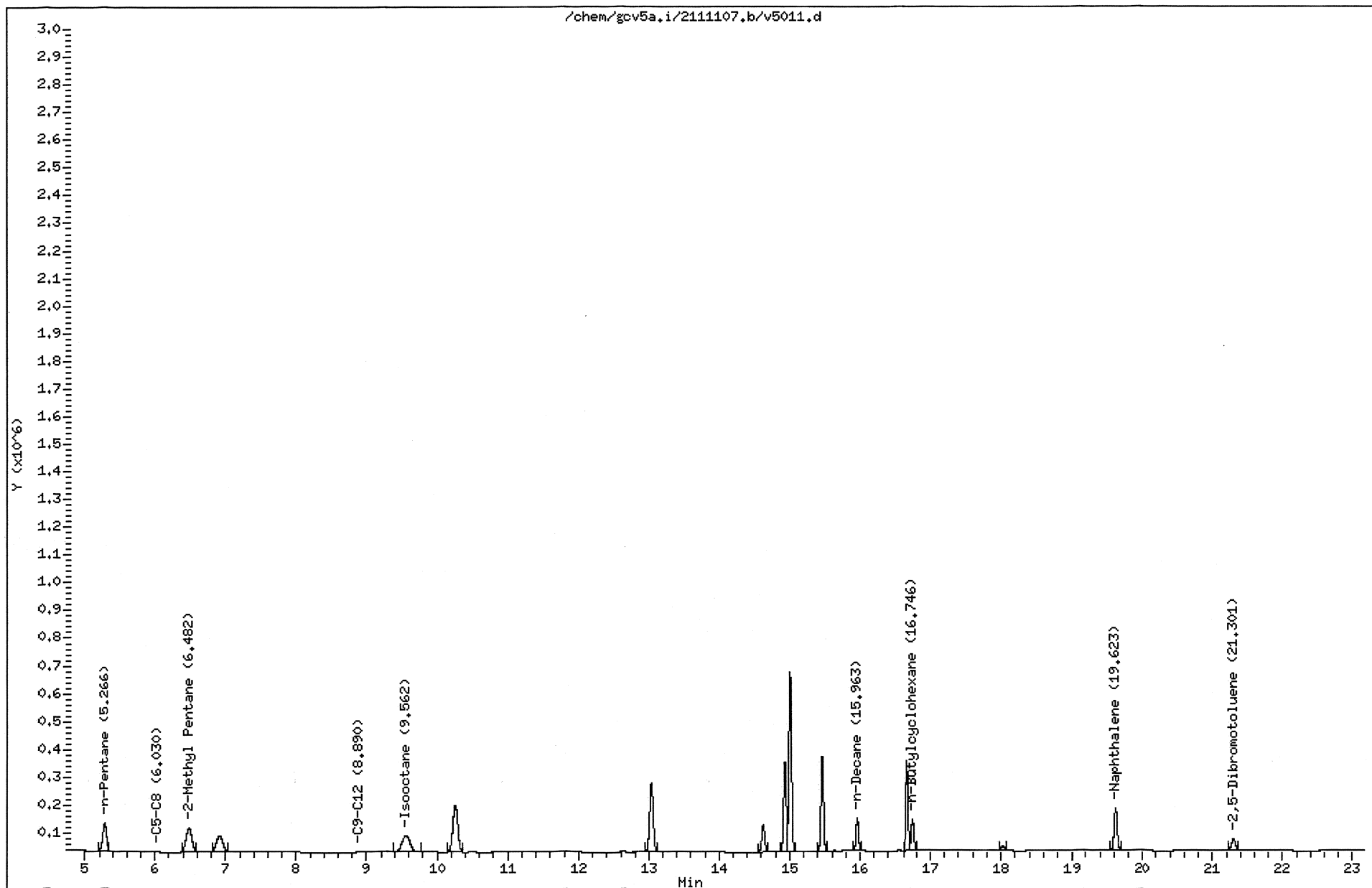
Sample Info: VPH6/12/4

Volume Injected (uL): 1.0

Operator: JAR

Column phase: DB-624-30

Column diameter: 0.53



211110257 324

GCAL, Inc.

CONTINUING CALIBRATION COMPOUNDS

Instrument ID: gcv5a.i Injection Date: 07-NOV-2011 23:22
Lab File ID: v5021.d Init. Cal. Date(s): 04-NOV-2011 05-NOV-2011
Analysis Type: WATER Init. Cal. Times: 20:57 01:52
Lab Sample ID: VPH6/12/4 Quant Type: ESTD
Method: /var/chem/gcv5a.i/2111107.b/FIDMVPH.m

COMPOUND	RRF / AMOUNT	RF50	MIN RRF	%D / %DRIFT	MAX %D / %DRIFT	CURVE TYPE
M 2 C5-C8	9822	9028	0.010	8.07690	25.00000	Averaged
1 n-Pentane	9000	8035	0.010	10.72067	25.00000	Averaged
3 2-Methyl Pentane	10438	9486	0.010	9.12269	25.00000	Averaged
6 Isooctane	10027	9565	0.010	4.61537	25.00000	Averaged
13 n-Decane	5555	4698	0.010	15.42674	25.00000	Averaged
15 n-Butylcyclohexane	5958	5459	0.010	8.38734	25.00000	Averaged
16 Naphthalene	8853	9479	0.010	-7.06687	25.00000	Averaged
M 5 C9-C12	5437	5078	0.010	6.60479	25.00000	Averaged
\$ 17 2,5-Dibromotoluene	2990	3336	0.010	-11.58685	30.00000	Averaged

Average %D / Drift Results.

Calculated Average %D/Drift = 9.06758
Maximum Average %D/Drift = 25.00000
* Passed Average %D/Drift Test.

GCAL, Inc.

Data file : /var/chem/gcv5a.i/2111107.b/v5021.d
 Lab Smp Id: VPH6/12/4
 Inj Date : 07-NOV-2011 23:22
 Operator : JAR
 Smp Info : VPH6/12/4
 Misc Info :
 Comment :
 Method : /var/chem/gcv5a.i/2111107.b/FIDMVPH.m
 Meth Date : 08-Nov-2011 10:11 jar
 Cal Date : 05-NOV-2011 01:52
 Als bottle: 1
 Dil Factor: 1.00000
 Integrator: Falcon
 Target Version: 3.50
 Processing Host: org.gcal.com

Inst ID: gcv5a.i
 Quant Type: ESTD
 Cal File: v5011.d
 Compound Sublist: aliphatic1+surr.sub

Concentration Formula: Amt * DF * Uf * Vt / (Vo * Vi) * CpndVariable

Name	Value	Description
DF	1.00000	Dilution Factor
Uf	1.00000	Correction factor
Vt	1.00000	Volume of final extract (mL)
Vo	1.00000	Volume of sample extracted (mL)
Vi	1.00000	Volume injected (uL)

Cpnd Variable

Local Compound Variable

Compounds	RT	EXP RT	DLT RT	RESPONSE	CONCENTRATIONS	
					ON-COLUMN (ug/L)	FINAL (ug/L)
M 2 C5-C8				1354273	137.771	138
1 n-Pentane	5.265	5.266	-0.001	401765	44.6397	44.6
3 2-Methyl Pentane	6.482	6.482	0.000	474278	45.4387	45.4
6 Isooctane	9.562	9.562	0.000	478230	47.6924	47.7 (M1)
13 n-Decane	15.961	15.963	-0.002	234899	42.2866	42.3
15 n-Butylcyclohexane	16.743	16.746	-0.003	272936	45.8063	45.8
16 Naphthalene	19.618	19.623	-0.005	473949	53.5334	53.5
M 5 C9-C12				507835	88.0930	88.1
§ 17 2,5-Dibromotoluene	21.293	21.301	-0.008	166803	55.7934	55.8

QC Flag Legend

M1- Compound response manually integrated because
Target system did not integrate.

Date : 07-NOV-2011 23:22

Client ID:

Instrument: gov5a.i

Sample Info: VPH6/12/4

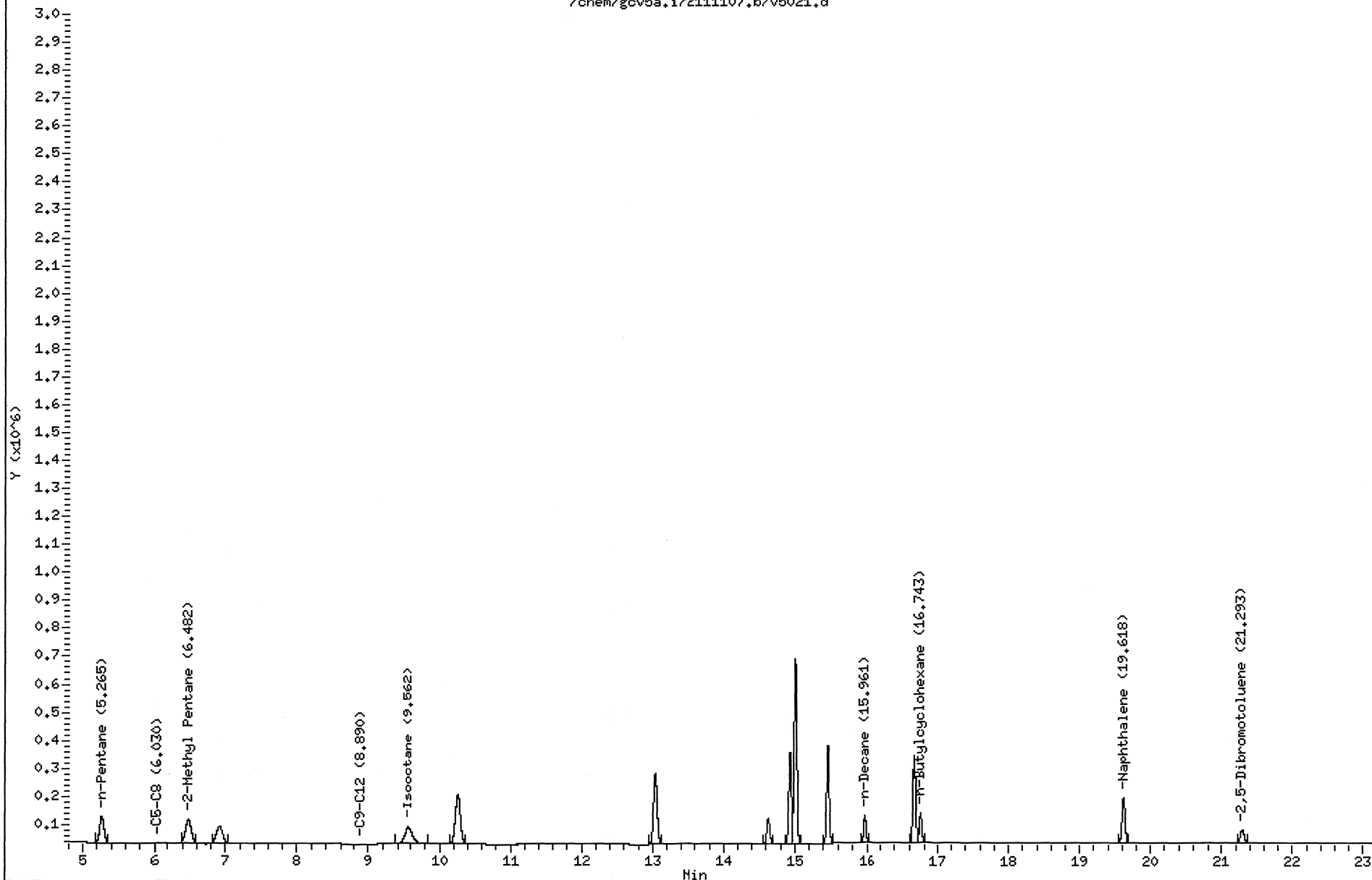
Operator: JAR

Volume Injected (uL): 1.0

Column diameter: 0.53

Column phase: DB-624-30

/chem/gov5a.i/2111107.b/v5021.d



211110257 329

1D
ORGANICS ANALYSIS DATA SHEET

Lab Name: GCAL Sample ID: MB1003187
 Lab Code: LA024 Case No.: _____ Contract: _____
 Matrix: Water SAS No.: _____ SDG No.: 211110257
 Sample wt/vol: 5 Units: mL Lab Sample ID: 1003187
 Level: (low/med) _____ Date Collected: _____ Time: _____
 % Moisture: _____ decanted: (Y/N) _____ Date Received: _____
 GC Column: _____ ID: _____ (mm) Date Extracted: _____
 Concentrated Extract Volume: 5000 (µL) Date Analyzed: 11/07/11 Time: 1221
 Soil Aliquot Volume: _____ (µL) Dilution Factor: 1 Analyst: JAR
 Injection Volume: 1 (µL) Prep Method: _____
 GPC Cleanup: (Y/N) N pH: _____ Analytical Method: MASSVPH
 Prep Batch: _____ Analytical Batch: 468512 Sulfur Cleanup: (Y/N) N Instrument ID: GCV5B
 CONCENTRATION UNITS: ug/L Lab File ID: 2111107/v5003

CAS NO.	COMPOUND	RESULT	Q	MDL	LOD	LOQ
GCV-00-4	C5-C8 Aliphatic	15.0	U	3.31	15.0	30.0
GCV-00-5	C9-C12 Aliphatic	10.0	U	3.20	10.0	20.0
GCV-00-6	C9-C10 Aromatic	5.00	U	1.24	5.00	10.0

GCAL, Inc.

Data file : /var/chem/gcv5b.i/2111107.b/v5003.d
Lab Smp Id: 1003187 Client Smp ID: 1003187
Inj Date : 07-NOV-2011 12:21
Operator : JAR Inst ID: gcv5b.i
Smp Info : 1003187
Misc Info :
Comment :
Method : /var/chem/gcv5b.i/2111107.b/PIDMVPH.m
Meth Date : 08-Nov-2011 13:39 jar Quant Type: ESTD
Cal Date : 05-NOV-2011 01:52 Cal File: v5011.d
Als bottle: 1
Dil Factor: 1.00000
Integrator: Falcon Compound Sublist: aromatic.sub
Target Version: 3.50
Processing Host: org.gcal.com

Concentration Formula: Amt * DF * Uf * Vt/(Vo * Vi) * CpndVariable

Name	Value	Description
DF	1.00000	Dilution Factor
Uf	1.00000	Correction factor
Vt	1.00000	Volume of final extract (mL)
Vo	1.00000	Volume of sample extracted (mL)
Vi	1.00000	Volume injected (uL)

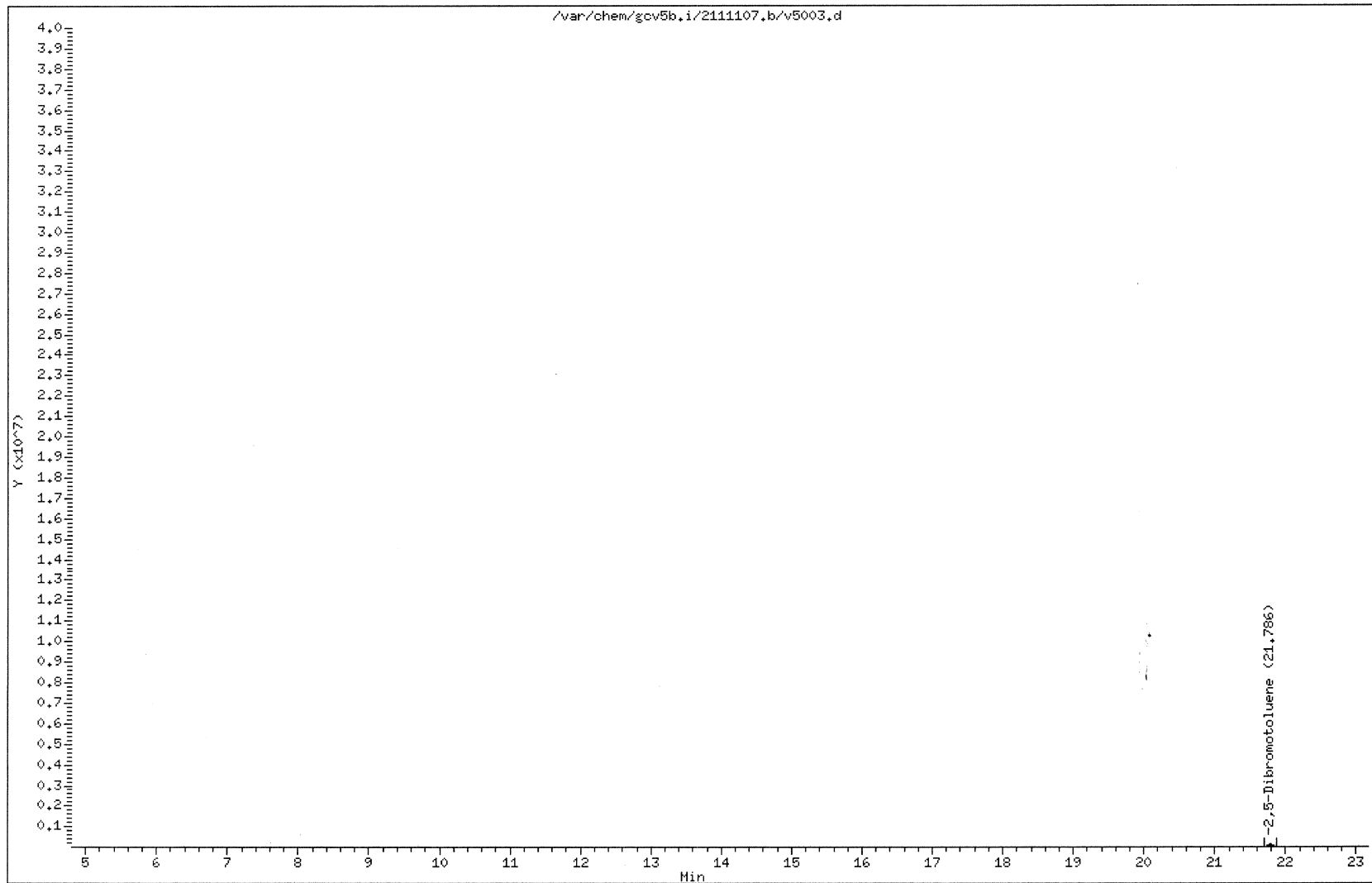
Cpnd Variable Local Compound Variable

Compounds				CONCENTRATIONS		
	RT	EXP RT	DLT RT	RESPONSE	ON-COLUMN (ug/L)	FINAL (ug/L)
=====	==	=====	=====	=====	=====	=====
S 10 2,5-Dibromotoluene	21.786	21.781	0.005	350170	50.0811	50.1

Data File: /var/chem/gcv5b.i/2111107.b/v5003.d
Date : 07-NOV-2011 12:21
Client ID: 1003187
Sample Info: 1003187
Volume Injected (uL): 1.0
Column phase: DB-624-30

Page 1

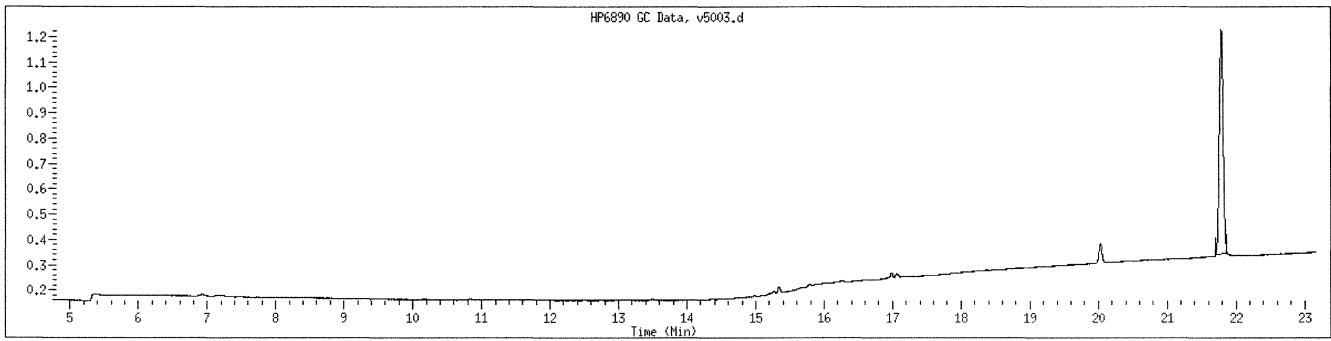
Instrument: gcv5b.i
Operator: JAR
Column diameter: 0.53



211110257 333

MANUAL INTEGRATION GRAPHIC REPORT

Lab ID : 1003187 SampleType : SAMPLE
Injection Date: 11/07/2011 12:21 Instrument : gcv5b.i
Operator : JAR
Sample Info : 1003187
Misc Info :
Method : /var/chem/gcv5b.i/2111107.b/PIDMVPH.m
Dilution : 1.0
Matrix : WATER
Integrator : Falcon Compound Sublist: aromatic



NO MANUAL INTEGRATIONS

Date : 07-NOV-2011 12:21

Client ID:

Instrument: gcv5a.i

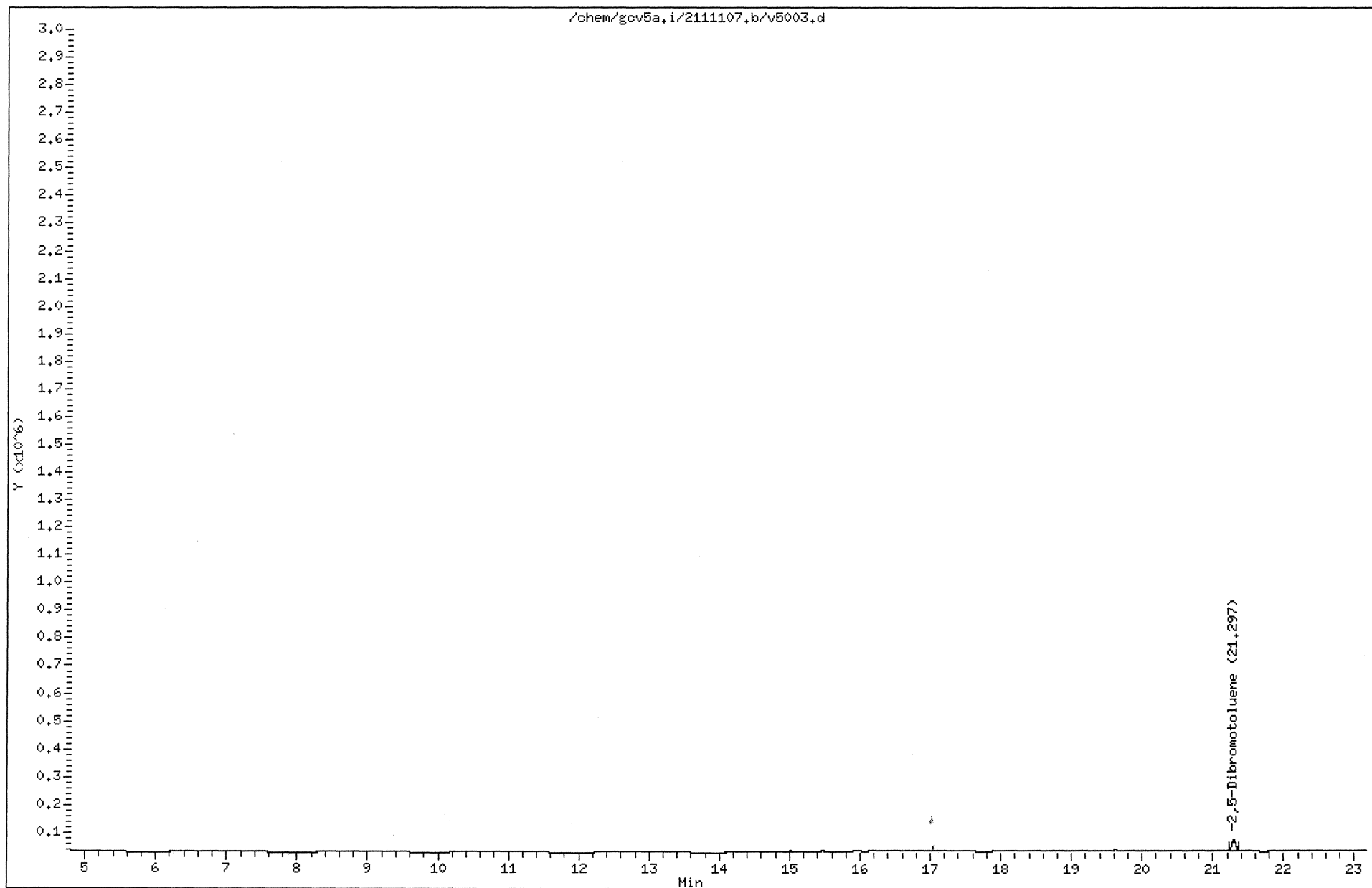
Sample Info: BLK

Operator: JAR

Volume Injected (uL): 1.0

Column diameter: 0.53

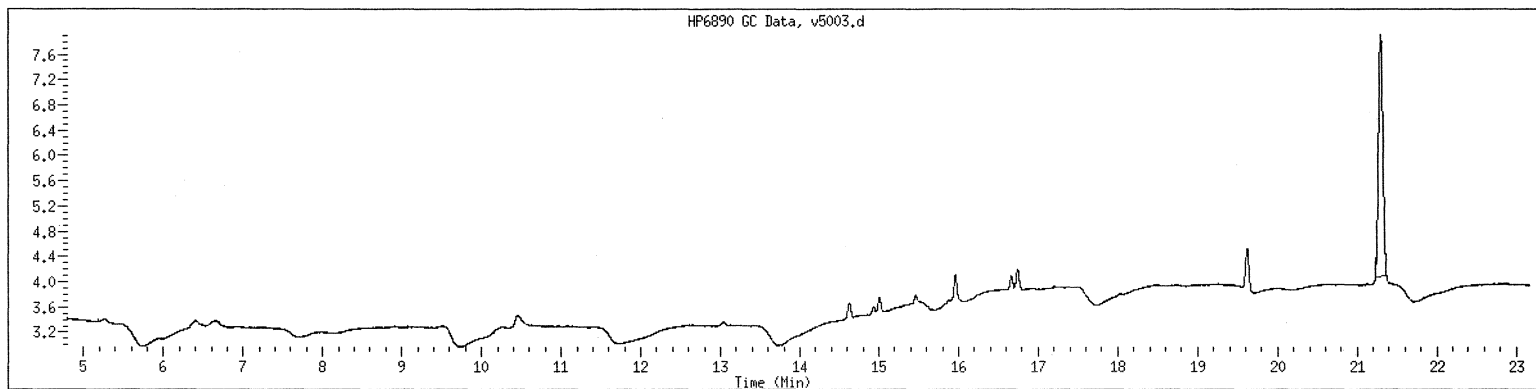
Column phase: DB-624-30



211110257 386

MANUAL INTEGRATION GRAPHIC REPORT

Lab ID : BLK
Injection Date: 11/07/2011 12:21
Operator : JAR
Sample Info : BLK
Misc Info :
Method : /var/chem/gcv5a.i/2111107.b/FIDMVPH.m
Dilution : 1.0
Matrix : WATER
Integrator : Falcon
SampleType : SAMPLE
Instrument : gcv5a.i
Compound Sublist: aliphatic1+surr



NO MANUAL INTEGRATIONS

1D
ORGANICS ANALYSIS DATA SHEET

Lab Name: GCAL Sample ID: LCS1003188
 Lab Code: LA024 Case No.: _____ Contract: _____
 Matrix: Water SAS No.: _____ SDG No.: 211110257
 Sample wt/vol: 5 Units: mL Lab Sample ID: 1003188
 Level: (low/med) _____ Date Collected: _____ Time: _____
 % Moisture: _____ decanted: (Y/N) _____ Date Received: _____
 GC Column: _____ ID: _____ (mm) Date Extracted: _____
 Concentrated Extract Volume: 5000 (μ L) Date Analyzed: 11/07/11 Time: 1151
 Soil Aliquot Volume: _____ (μ L) Dilution Factor: 1 Analyst: JAR
 Injection Volume: 1 (μ L) Prep Method: _____
 GPC Cleanup: (Y/N) N pH: _____ Analytical Method: MASSVPH
 Prep Batch: _____ Analytical Batch: 468512 Sulfur Cleanup: (Y/N) N Instrument ID: GCV5B
 CONCENTRATION UNITS: ug/L Lab File ID: 2111107/v5002

CAS NO.	COMPOUND	RESULT	Q	MDL	LOD	LOQ
GCV-00-4	C5-C8 Aliphatic	152		3.31	15.0	30.0
GCV-00-5	C9-C12 Aliphatic	105		3.20	10.0	20.0
GCV-00-6	C9-C10 Aromatic	54.4		1.24	5.00	10.0

GCAL, Inc.

Data file : /var/chem/gcv5b.i/2111107.b/v5002.d

Lab Smp Id: 1003188 Client Smp ID: 1003188

Inj Date : 07-NOV-2011 11:51

Operator : JAR Inst ID: gcv5b.i

Smp Info : 1003188

Misc Info : lcs6/12/4

Comment :

Method : /var/chem/gcv5b.i/2111107.b/PIDMVP.H.m

Meth Date : 08-Nov-2011 13:39 jar Quant Type: ESTD

Cal Date : 05-NOV-2011 01:52 Cal File: v5011.d

Als bottle: 1 QC Sample: LCS

Dil Factor: 1.00000

Integrator: Falcon Compound Sublist: aromatic.sub

Target Version: 3.50

Processing Host: org.gcal.com

Concentration Formula: Amt * DF * Uf * Vt / (Vo * Vi) * CpndVariable

Name	Value	Description
DF	1.00000	Dilution Factor
Uf	1.00000	Correction factor
Vt	1.00000	Volume of final extract (mL)
Vo	1.00000	Volume of sample extracted (mL)
Vi	1.00000	Volume injected (uL)

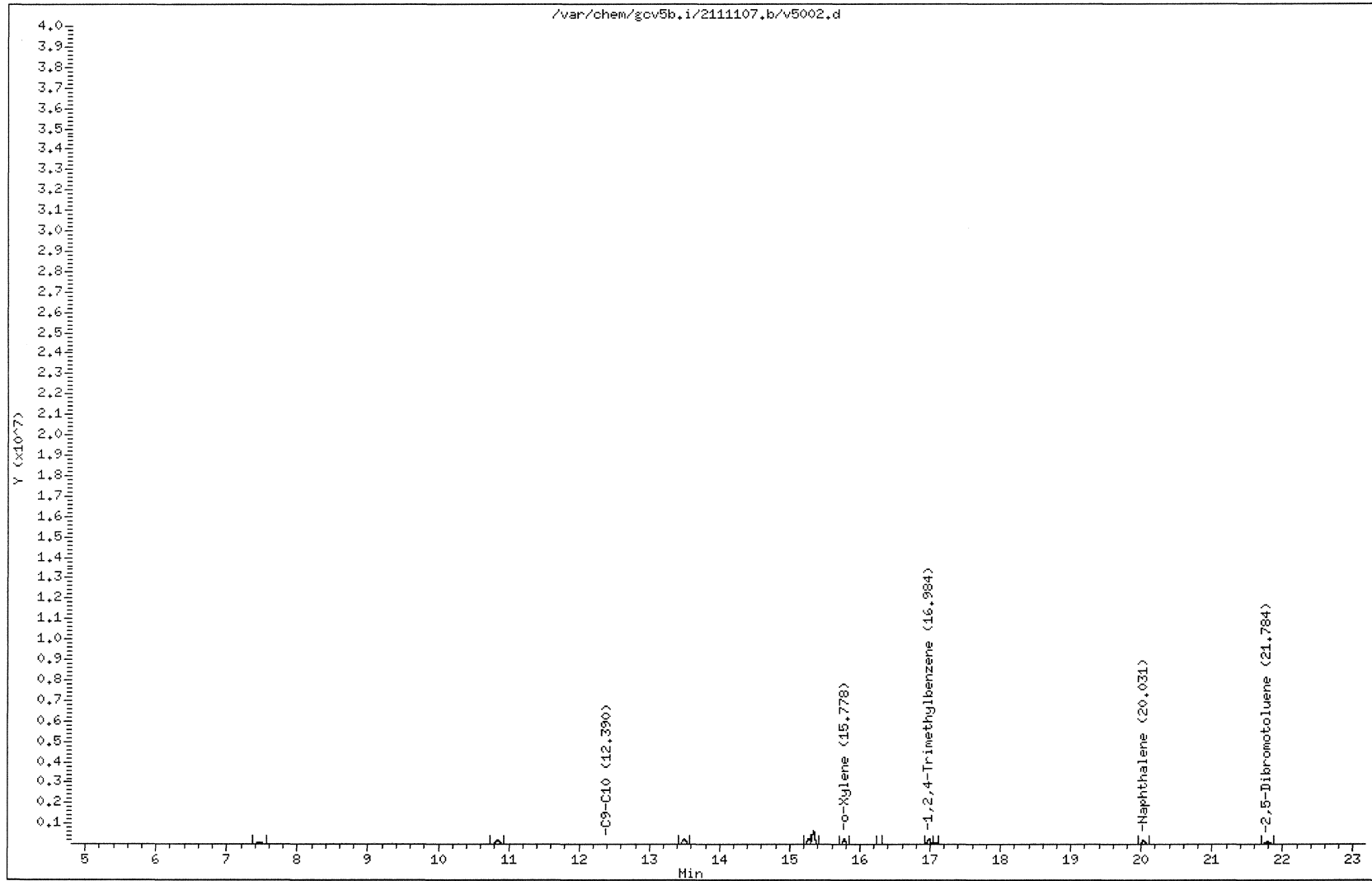
Cpnd Variable Local Compound Variable

Compounds	RT	EXP RT	DLT RT	RESPONSE	CONCENTRATIONS	
					ON-COLUMN (ug/L)	FINAL (ug/L)
6 o-Xylene	15.778	15.777	0.001	709878	52.3134	52.3
7 1,2,4-Trimethylbenzene	16.984	16.983	0.001	655039	54.4552	54.4
M 9 C9-C10				655039	54.4552	54.4
8 Naphthalene	20.031	20.028	0.003	556525	54.6350	54.6
\$ 10 2,5-Dibromotoluene	21.784	21.781	0.003	365094	52.2155	52.2

Data File: /var/chem/gcv5b.i/2111107.b/v5002.d
Date : 07-NOV-2011 11:51
Client ID: 1003188
Sample Info: 1003188
Volume Injected (uL): 1.0
Column phase: DB-624-30

Page 1

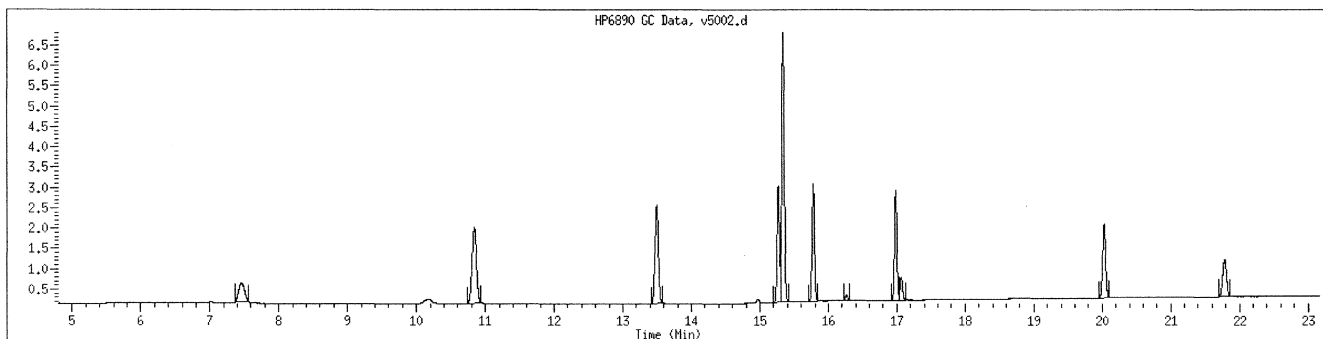
Instrument: gcv5b.i
Operator: JAR
Column diameter: 0.53



211110257 340

MANUAL INTEGRATION GRAPHIC REPORT

Lab ID : 1003188 SampleType : LCS
Injection Date: 11/07/2011 11:51 Instrument : gcv5b.i
Operator : JAR
Sample Info : 1003188
Misc Info : lcs6/12/4
Method : /var/chem/gcv5b.i/2111107.b/PIDMVPH.m
Dilution : 1.0
Matrix : WATER
Integrator : Falcon Compound Sublist: aromatic



NO MANUAL INTEGRATIONS

Data File: /var/chem/gcv5a.i/2111107.b/v5002.d
Report Date: 07-Nov-2011 13:56

Page 2

QC Flag Legend

M1- Compound response manually integrated because
Target system did not integrate.

Date : 07-NOV-2011 11:51

Client ID:

Instrument: gcv5a.i

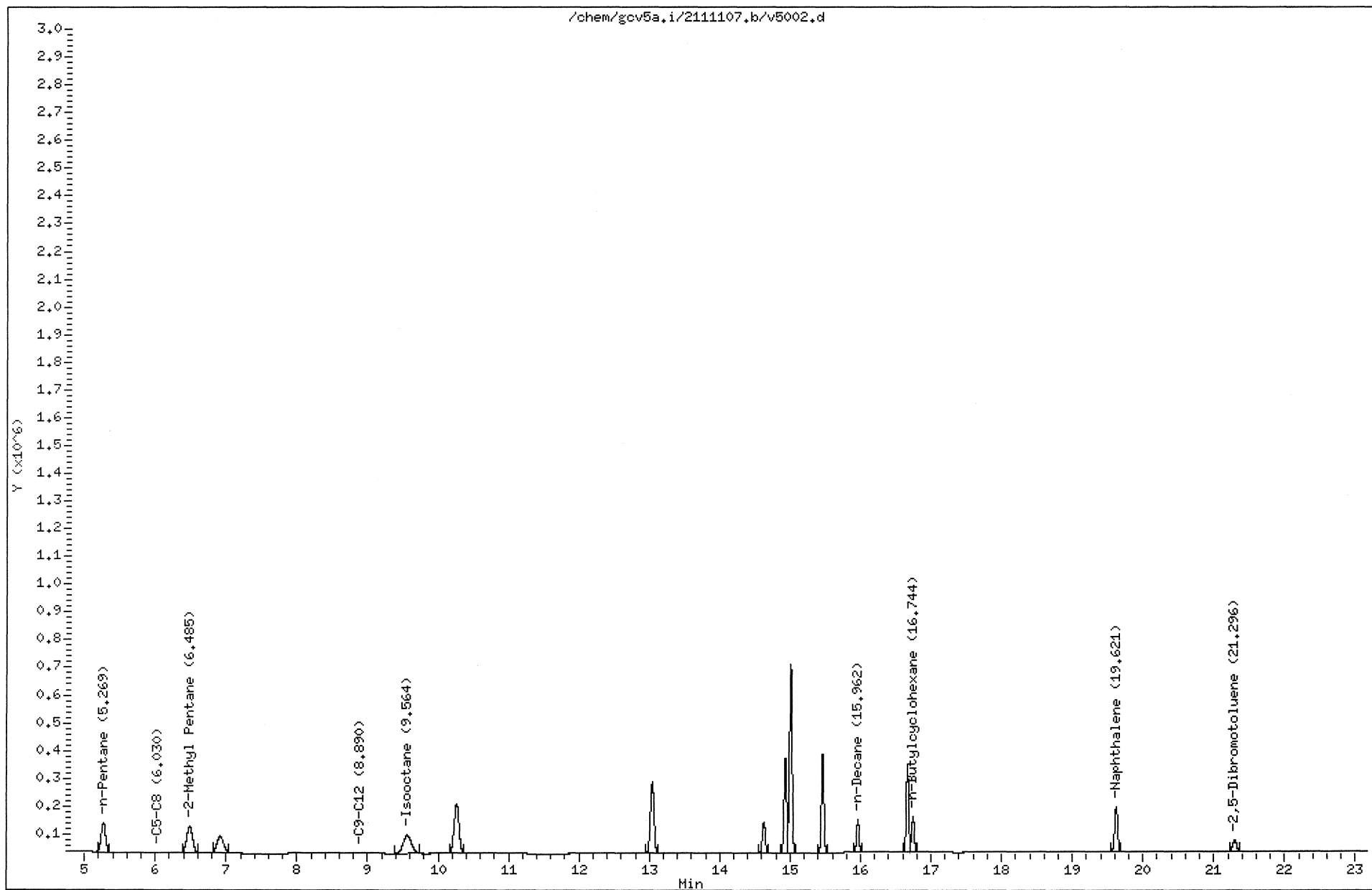
Sample Info: 1cs6/12/4

Volume Injected (uL): 1.0

Operator: JAR

Column phase: DB-624-30

Column diameter: 0.53



1D
ORGANICS ANALYSIS DATA SHEET

Lab Name: GCAL Sample ID: ES047 MS
 Lab Code: LA024 Case No.: _____ Contract: _____
 Matrix: Water SAS No.: _____ SDG No.: 211110257
 Sample wt/vol: 5 Units: mL Lab Sample ID: 21110312403
 Level: (low/med) _____ Date Collected: 10/24/11 Time: 0830
 % Moisture: _____ decanted: (Y/N) _____ Date Received: 10/29/11
 GC Column: _____ ID: _____ (mm) Date Extracted: _____
 Concentrated Extract Volume: 5000 (µL) Date Analyzed: 11/07/11 Time: 1925
 Soil Aliquot Volume: _____ (µL) Dilution Factor: 10 Analyst: JAR
 Injection Volume: 1 (µL) Prep Method: _____
 GPC Cleanup: (Y/N) N pH: _____ Analytical Method: MASSVPH
 Prep Batch: _____ Analytical Batch: 468512 Sulfur Cleanup: (Y/N) N Instrument ID: GCV5B
 CONCENTRATION UNITS: ug/L Lab File ID: 2111107/v5014

CAS NO.	COMPOUND	RESULT	Q	MDL	LOD	LOQ
GCV-00-4	C5-C8 Aliphatic	1440		33.1	150	300
GCV-00-5	C9-C12 Aliphatic	1760		32.0	100	200
GCV-00-6	C9-C10 Aromatic	739		12.4	50.0	100

GCAL, Inc.

Data file : /var/chem/gcv5b.i/2111107.b/v5014.d

Lab Smp Id: 21110312403 Client Smp ID: 21110312403

Inj Date : 07-NOV-2011 19:25

Operator : JAR Inst ID: gcv5b.i

Smp Info : 21110312403*10

Misc Info :

Comment :

Method : /var/chem/gcv5b.i/2111107.b/PIDMVP.H.m

Meth Date : 08-Nov-2011 13:36 jar Quant Type: ESTD

Cal Date : 05-NOV-2011 01:52 Cal File: v5011.d

Als bottle: 1 QC Sample: MS

Dil Factor: 10.00000

Integrator: Falcon Compound Sublist: aromatic.sub

Target Version: 3.50

Processing Host: org.gcal.com

Concentration Formula: Amt * DF * Uf * Vt / (Vo * Vi) * CpndVariable

Name	Value	Description
DF	10.00000	Dilution Factor
Uf	1.00000	Correction factor
Vt	1.00000	Volume of final extract (mL)
Vo	1.00000	Volume of sample extracted (mL)
Vi	1.00000	Volume injected (uL)

Cpnd Variable Local Compound Variable

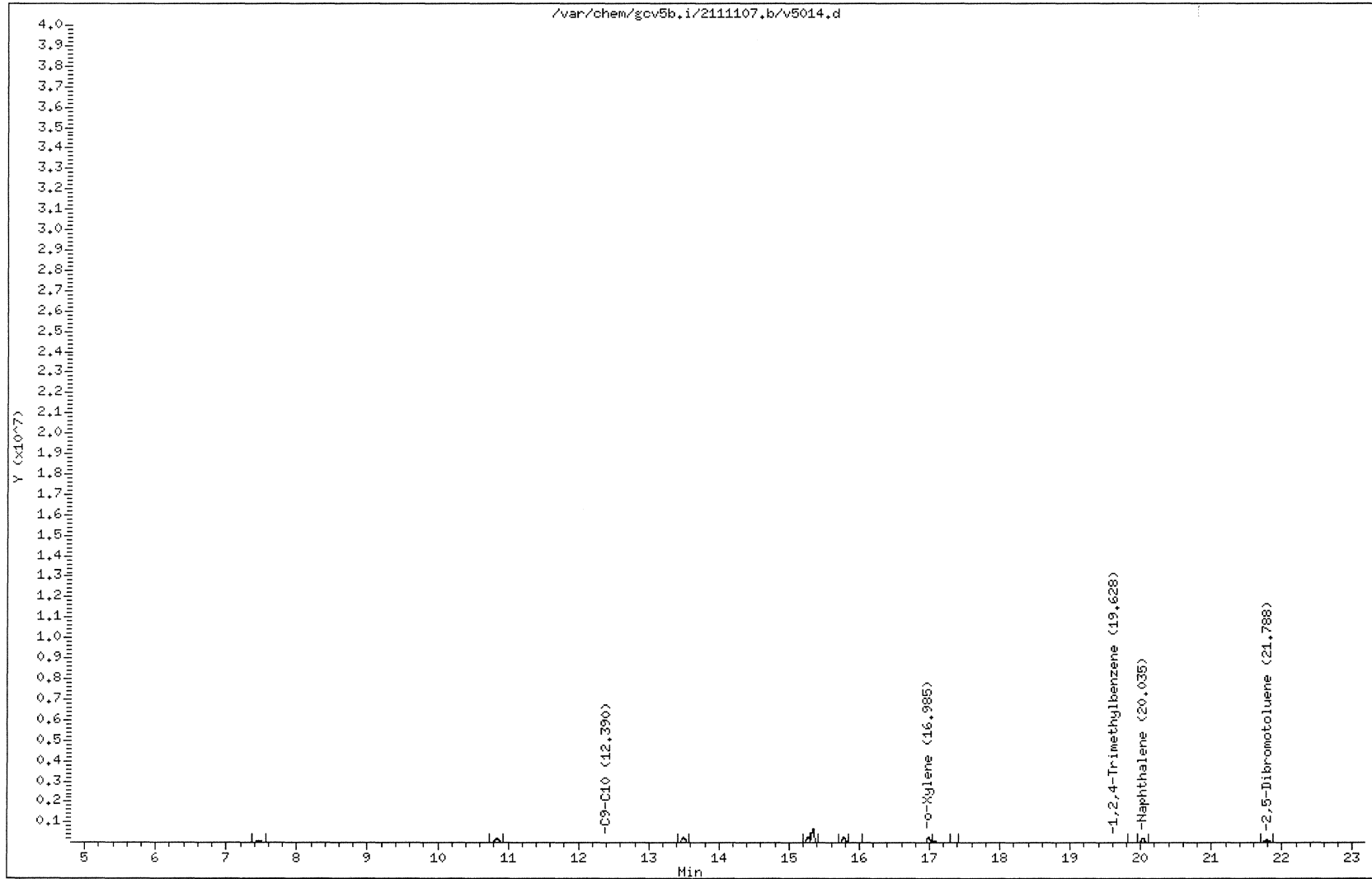
Compounds					CONCENTRATIONS	
	RT	EXP RT	DLT RT	RESPONSE	ON-COLUMN (ug/L)	FINAL (ug/L)
6 o-Xylene	16.985	15.777	1.208	722379	53.2347	532 (M1)
7 1,2,4-Trimethylbenzene	19.628	16.983	2.645	166981	13.8816	139 (RM1)
M 9 C9-C10				889360	73.9349	739 (R)
8 Naphthalene	20.035	20.028	0.007	553290	54.3174	543
S 10 2,5-Dibromotoluene	21.788	21.781	0.007	371390	53.1159	531

QC Flag Legend

R - Spike/Surrogate failed recovery limits.
 M1- Compound response manually integrated because
 Target system did not integrate.

Data File: /var/chem/gcv5b.i/2111107.b/v5014.d
Date : 07-NOV-2011 19:25
Client ID: 21110312403
Sample Info: 21110312403*10
Volume Injected (uL): 1.0
Column phase: DB-624-30

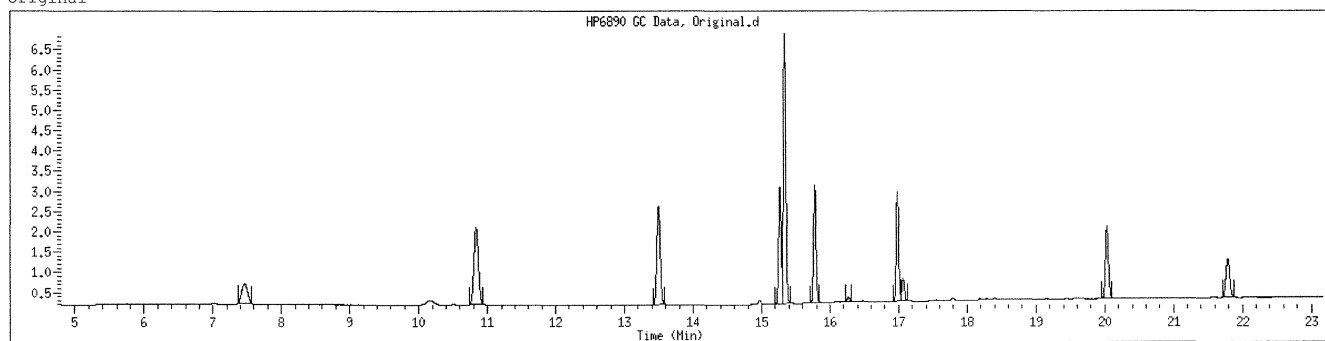
Instrument: gcv5b.i
Operator: JAR
Column diameter: 0.53



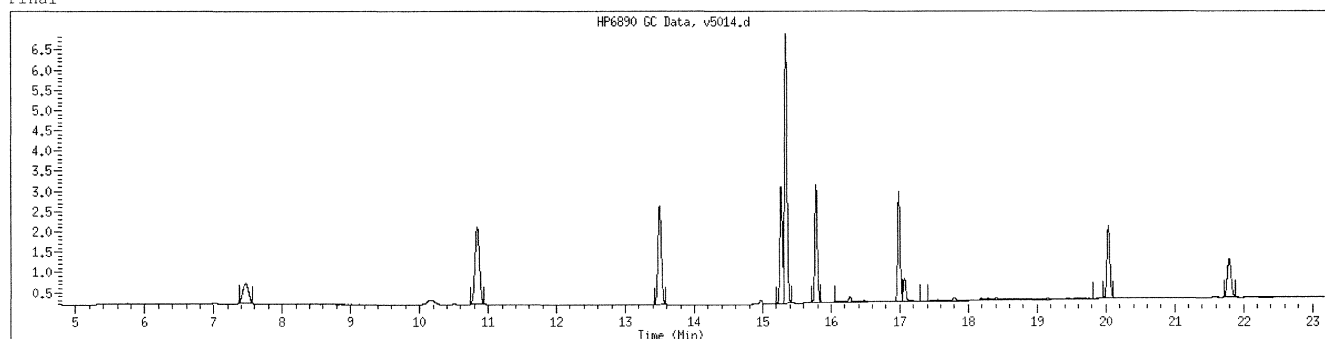
MANUAL INTEGRATION GRAPHIC REPORT

Lab ID : 21110312403 SampleType : MS
Injection Date: 11/07/2011 19:25 Instrument : gcv5b.i
Operator : JAR
Sample Info : 21110312403*10
Misc Info :
Method : /var/chem/gcv5b.i/2111107.b/PIDMVPH.m
Dilution : 10.0
Matrix : WATER
Integrator : Falcon Compound Sublist: aromatic

Original



Final



GCAL, Inc.

Data file : /var/chem/gcv5a.i/2111107.b/v5014.d
 Lab Smp Id: 21110312403 Client Smp ID: 21110312403
 Inj Date : 07-NOV-2011 19:25
 Operator : JAR Inst ID: gcv5a.i
 Smp Info : 21110312403*10
 Misc Info :
 Comment :
 Method : /var/chem/gcv5a.i/2111107.b/FIDMVPH.m
 Meth Date : 08-Nov-2011 10:11 jar Quant Type: ESTD
 Cal Date : 05-NOV-2011 01:52 Cal File: v5011.d
 Als bottle: 1
 Dil Factor: 10.00000
 Integrator: Falcon Compound Sublist: aliphatic1+surr.sub
 Target Version: 3.50
 Processing Host: org.gcal.com

Concentration Formula: Amt * DF * Uf * Vt / (Vo * Vi) * CpndVariable

Name	Value	Description
DF	10.00000	Dilution Factor
Uf	1.00000	Correction factor
Vt	1.00000	Volume of final extract (mL)
Vo	1.00000	Volume of sample extracted (mL)
Vi	1.00000	Volume injected (uL)

Cpnd Variable

Local Compound Variable

Compounds	RT	EXP RT	DLT RT	RESPONSE	CONCENTRATIONS	
					ON-COLUMN (ug/L)	FINAL (ug/L)
M 2 C5-C8				1417508	144.336	1440
1 n-Pentane	5.266	5.266	0.000	437501	48.6103	486
3 2-Methyl Pentane	6.482	6.482	0.000	512046	49.0571	490
6 Isooctane	9.562	9.562	0.000	467961	46.6682	467
13 n-Decane	15.963	15.963	0.000	303160	54.5751	546 (M1)
15 n-Butylcyclohexane	16.746	16.746	0.000	726489	121.925	1220 (AM1)
16 Naphthalene	19.623	19.623	0.000	471380	53.2433	532
M 5 C9-C12				1029649	176.500	1760
\$ 17 2,5-Dibromotoluene	21.300	21.301	-0.001	151837	50.7875	508

QC Flag Legend

- A - Target compound detected but, quantitated amount exceeded maximum amount.
- M1- Compound response manually integrated because Target system did not integrate.

Date : 07-NOV-2011 19:25

Client ID: 21110312403

Instrument: gcv5a.i

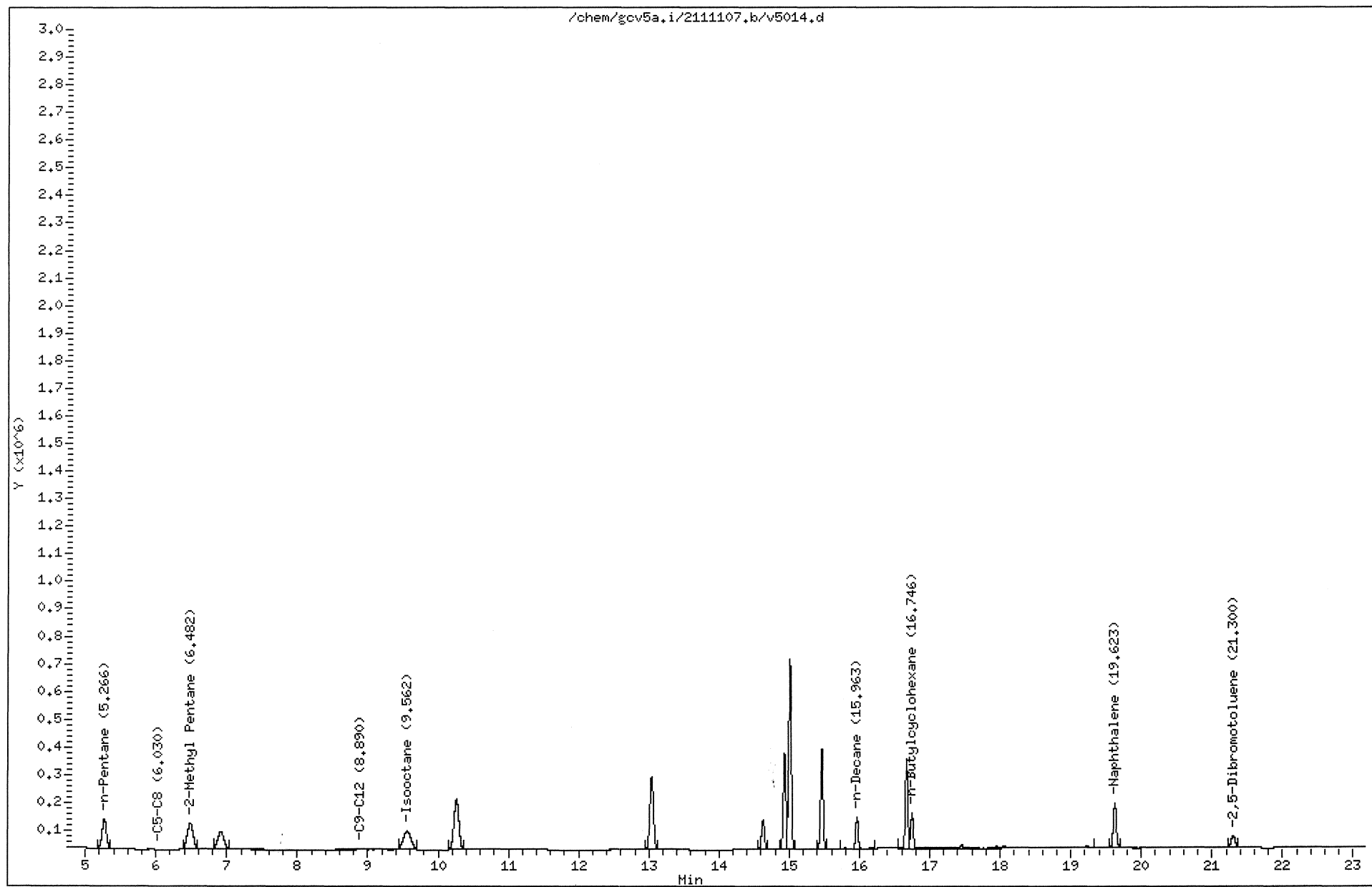
Sample Info: 21110312403*10

Volume Injected (uL): 1.0

Operator: JAR

Column phase: DB-624-30

Column diameter: 0.53

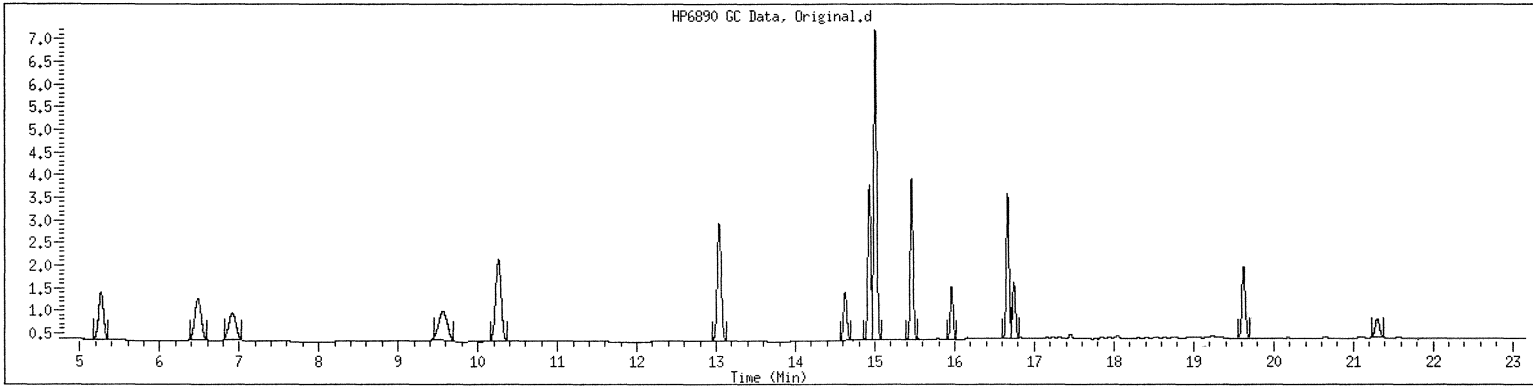


211110257 352

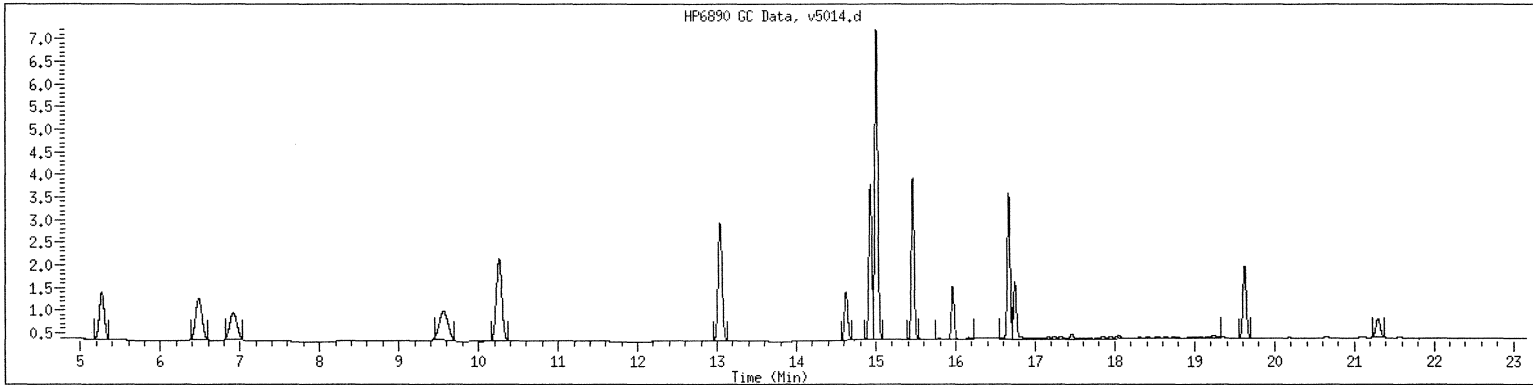
MANUAL INTEGRATION GRAPHIC REPORT

Lab ID : 21110312403 SampleType : SAMPLE
Injection Date: 11/07/2011 19:25 Instrument : gcv5a.i
Operator : JAR
Sample Info : 21110312403*10
Misc Info :
Method : /var/chem/gcv5a.i/2111107.b/FIDMVPH.m
Dilution : 10.0
Matrix : WATER
Integrator : Falcon Compound Sublist: aliphatic1+surr

Original



Final



1D
ORGANICS ANALYSIS DATA SHEET

Lab Name: GCAL Sample ID: ES053 MS
 Lab Code: LA024 Case No.: _____ Contract: _____
 Matrix: Water SAS No.: _____ SDG No.: 211110257
 Sample wt/vol: 5 Units: mL Lab Sample ID: 21110312409
 Level: (low/med) _____ Date Collected: 10/26/11 Time: 1043
 % Moisture: _____ decanted: (Y/N) _____ Date Received: 10/29/11
 GC Column: _____ ID: _____ (mm) Date Extracted: _____
 Concentrated Extract Volume: 5000 (µL) Date Analyzed: 11/08/11 Time: 1152
 Soil Aliquot Volume: _____ (µL) Dilution Factor: 1 Analyst: JAR
 Injection Volume: 1 (µL) Prep Method: _____
 GPC Cleanup: (Y/N) N pH: _____ Analytical Method: MASSVPH
 Prep Batch: _____ Analytical Batch: 468512 Sulfur Cleanup: (Y/N) N Instrument ID: GCV5B
 CONCENTRATION UNITS: ug/L Lab File ID: 2111107/v5029

CAS NO.	COMPOUND	RESULT	Q	MDL	LOD	LOQ
GCV-00-4	C5-C8 Aliphatic	156		3.31	15.0	30.0
GCV-00-5	C9-C12 Aliphatic	112		3.20	10.0	20.0
GCV-00-6	C9-C10 Aromatic	61.2		1.24	5.00	10.0

GCAL, Inc.

Data file : /var/chem/gcv5b.i/2111107.b/v5029.d
Lab Smp Id: 21110312409 Client Smp ID: 21110312409
Inj Date : 08-NOV-2011 11:52
Operator : JAR Inst ID: gcv5b.i
Smp Info : 21110312409
Misc Info :
Comment :
Method : /var/chem/gcv5b.i/2111107.b/PIDMVPH.m
Meth Date : 08-Nov-2011 13:39 jar Quant Type: ESTD
Cal Date : 05-NOV-2011 01:52 Cal File: v5011.d
Als bottle: 1 QC Sample: MS
Dil Factor: 1.00000
Integrator: Falcon Compound Sublist: aromatic.sub
Target Version: 3.50
Processing Host: org.gcal.com

Concentration Formula: Amt * DF * Uf * Vt / (Vo * Vi) * CpndVariable

Name	Value	Description
DF	1.00000	Dilution Factor
Uf	1.00000	Correction factor
Vt	1.00000	Volume of final extract (mL)
Vo	1.00000	Volume of sample extracted (mL)
Vi	1.00000	Volume injected (uL)

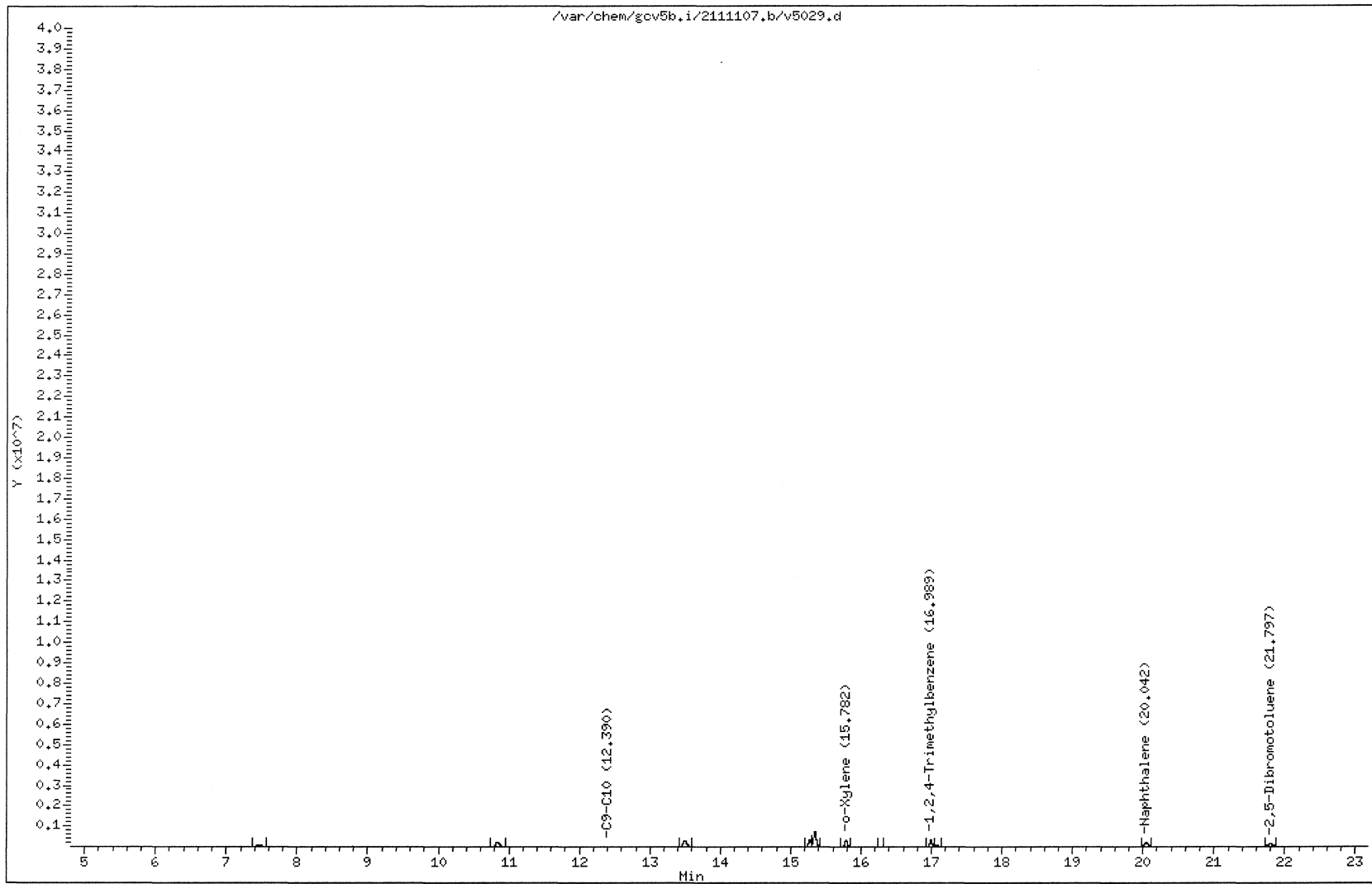
Cpnd Variable Local Compound Variable

Compounds	RT	EXP RT	DLT RT	RESPONSE	CONCENTRATIONS	
					ON-COLUMN (ug/L)	FINAL (ug/L)
6 o-Xylene	15.782	15.777	0.005	798418	58.8383	58.8
7 1,2,4-Trimethylbenzene	16.989	16.983	0.006	736749	61.2479	61.2
M 9 C9-C10				736749	61.2479	61.2
8 Naphthalene	20.042	20.028	0.014	599685	58.8721	58.9
\$ 10 2,5-Dibromotoluene	21.797	21.781	0.016	421952	60.3473	60.3

Data File: /var/chem/gcv5b.i/2111107.b/v5029.d
Date : 08-NOV-2011 11:52
Client ID: 21110312409
Sample Info: 21110312409
Volume Injected (uL): 1.0
Column phase: DB-624-30

Page 1

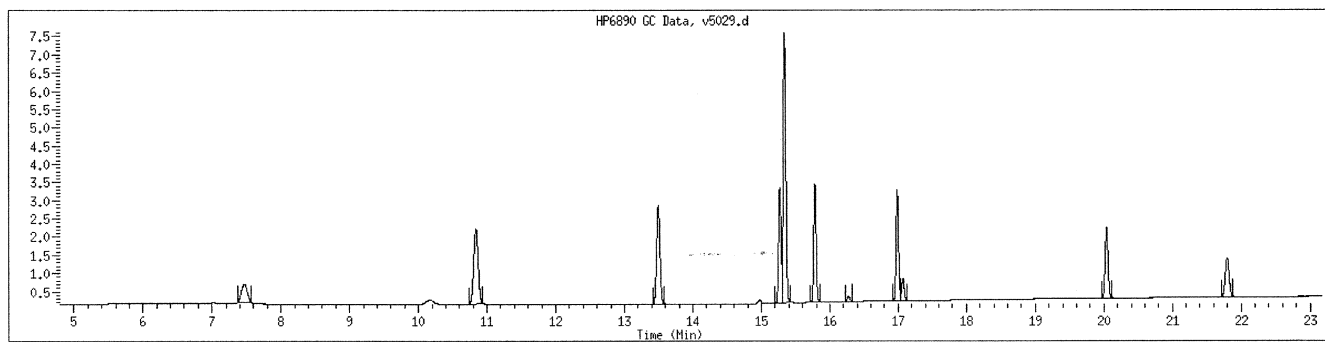
Instrument: gcv5b.i
Operator: JAR
Column diameter: 0.53



211110257 356

MANUAL INTEGRATION GRAPHIC REPORT

Lab ID : 21110312409 SampleType : MS
Injection Date: 11/08/2011 11:52 Instrument : gcv5b.i
Operator : JAR
Sample Info : 21110312409
Misc Info :
Method : /var/chem/gcv5b.i/2111107.b/PIDMVPH.m
Dilution : 1.0
Matrix : WATER
Integrator : Falcon Compound Sublist: aromatic



NO MANUAL INTEGRATIONS

GCAL, Inc.

Data file : /var/chem/gcv5a.i/2111107.b/v5029.d
 Lab Smp Id: 21110312409 Client Smp ID: 21110312409
 Inj Date : 08-NOV-2011 11:52
 Operator : JAR Inst ID: gcv5a.i
 Smp Info : 21110312409
 Misc Info :
 Comment :
 Method : /var/chem/gcv5a.i/2111107.b/FIDMVPH.m
 Meth Date : 08-Nov-2011 13:07 jar Quant Type: ESTD
 Cal Date : 05-NOV-2011 01:52 Cal File: v5011.d
 Als bottle: 1 QC Sample: MS
 Dil Factor: 1.00000
 Integrator: Falcon Compound Sublist: aliphatic1+surr.sub
 Target Version: 3.50
 Processing Host: org.gcal.com

Concentration Formula: Amt * DF * Uf * Vt / (Vo * Vi) * CpndVariable

Name	Value	Description
DF	1.00000	Dilution Factor
Uf	1.00000	Correction factor
Vt	1.00000	Volume of final extract (mL)
Vo	1.00000	Volume of sample extracted (mL)
Vi	1.00000	Volume injected (uL)

Cpnd Variable

Local Compound Variable

Compounds	RT	EXP RT	DLT RT	RESPONSE	CONCENTRATIONS	
					ON-COLUMN (ug/L)	FINAL (ug/L)
M 2 C5-C8				1529527	155.685	156
1 n-Pentane	5.267	5.269	-0.002	469035	52.1140	52.1
3 2-Methyl Pentane	6.485	6.485	0.000	558084	53.4679	53.5
6 Isooctane	9.566	9.563	0.003	502407	50.1034	50.1
13 n-Decane	15.967	15.961	0.006	298413	53.7206	53.7
15 n-Butylcyclohexane	16.751	16.743	0.008	349751	58.6982	58.7
16 Naphthalene	19.632	19.618	0.014	511785	57.8071	57.8
M 5 C9-C12				648165	112.419	112
\$ 17 2,5-Dibromotoluene	21.309	21.295	0.014	175784	58.7976	58.8

Date : 08-NOV-2011 11:52

Client ID: 21110312409

Sample Info: 21110312409

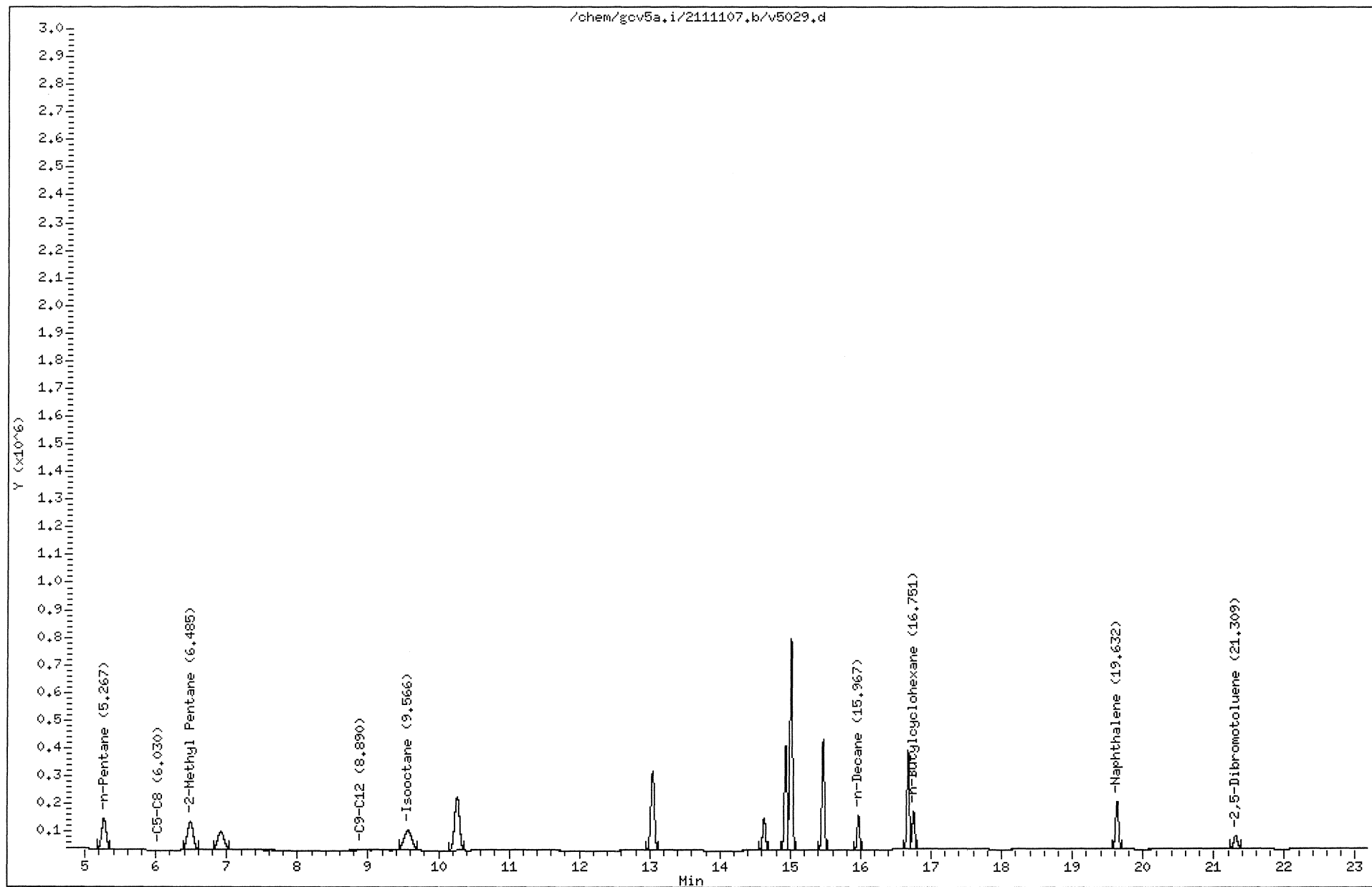
Volume Injected (uL): 1.0

Column phase: DB-624-30

Instrument: gcv5a.i

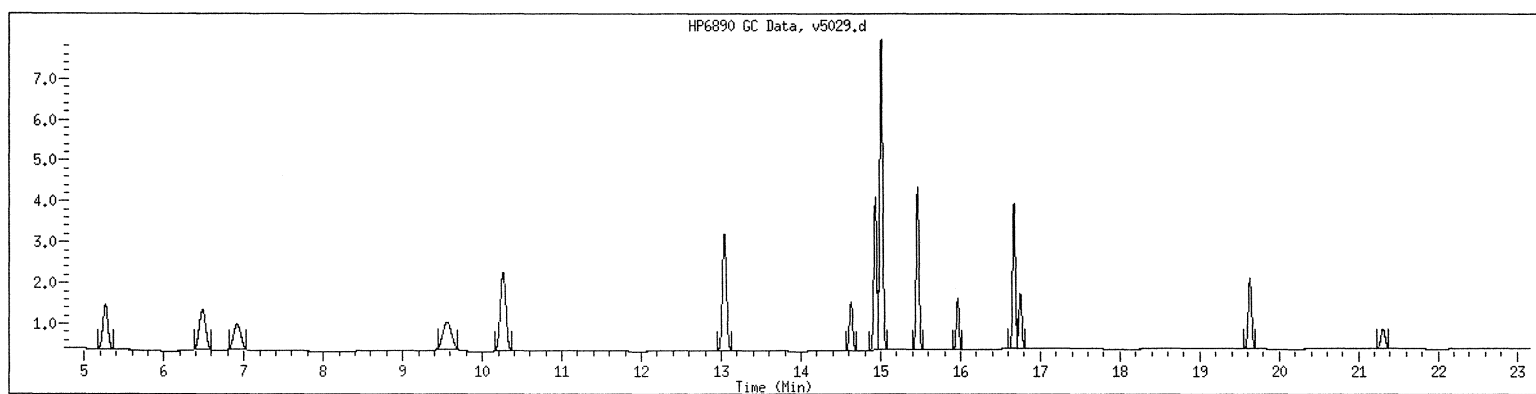
Operator: JAR

Column diameter: 0.53



MANUAL INTEGRATION GRAPHIC REPORT

Lab ID : 21110312409 SampleType : MS
Injection Date: 11/08/2011 11:52 Instrument : gcv5a.i
Operator : JAR
Sample Info : 21110312409
Misc Info :
Method : /var/chem/gcv5a.i/2111107.b/FIDMVPH.m
Dilution : 1.0
Matrix : WATER
Integrator : Falcon Compound Sublist: aliphatic1+surr



NO MANUAL INTEGRATIONS

1D
ORGANICS ANALYSIS DATA SHEET

Lab Name: GCAL Sample ID: ES047 MSD
 Lab Code: LA024 Case No.: _____ Contract: _____
 Matrix: Water SAS No.: _____ SDG No.: 211110257
 Sample wt/vol: 5 Units: mL Lab Sample ID: 21110312404
 Level: (low/med) _____ Date Collected: 10/24/11 Time: 0830
 % Moisture: _____ decanted: (Y/N) _____ Date Received: 10/29/11
 GC Column: _____ ID: _____ (mm) Date Extracted: _____
 Concentrated Extract Volume: 5000 (µL) Date Analyzed: 11/07/11 Time: 1955
 Soil Aliquot Volume: _____ (µL) Dilution Factor: 10 Analyst: JAR
 Injection Volume: 1 (µL) Prep Method: _____
 GPC Cleanup: (Y/N) N pH: _____ Analytical Method: MASSVPH
 Prep Batch: _____ Analytical Batch: 468512 Sulfur Cleanup: (Y/N) N Instrument ID: GCV5B
 CONCENTRATION UNITS: ug/L Lab File ID: 2111107/v5015

CAS NO.	COMPOUND	RESULT	Q	MDL	LOD	LOQ
GCV-00-4	C5-C8 Aliphatic	1440		33.1	150	300
GCV-00-5	C9-C12 Aliphatic	1560		32.0	100	200
GCV-00-6	C9-C10 Aromatic	688		12.4	50.0	100

GCAL, Inc.

Data file : /var/chem/gcv5b.i/2111107.b/v5015.d
 Lab Smp Id: 21110312404 Client Smp ID: 21110312404
 Inj Date : 07-NOV-2011 19:55
 Operator : JAR Inst ID: gcv5b.i
 Smp Info : 21110312404*10
 Misc Info :
 Comment :
 Method : /var/chem/gcv5b.i/2111107.b/PIDMVPH.m
 Meth Date : 08-Nov-2011 13:36 jar Quant Type: ESTD
 Cal Date : 05-NOV-2011 01:52 Cal File: v5011.d
 Als bottle: 1 QC Sample: MSD
 Dil Factor: 10.00000
 Integrator: Falcon Compound Sublist: aromatic.sub
 Target Version: 3.50
 Processing Host: org.gcal.com

Concentration Formula: Amt * DF * Uf * Vt / (Vo * Vi) * CpndVariable

Name	Value	Description
DF	10.00000	Dilution Factor
Uf	1.00000	Correction factor
Vt	1.00000	Volume of final extract (mL)
Vo	1.00000	Volume of sample extracted (mL)
Vi	1.00000	Volume injected (uL)

Cpnd Variable Local Compound Variable

Compounds	CONCENTRATIONS				RESPONSE	ON-COLUMN	FINAL
	RT	EXP RT	DLT RT			(ug/L)	(ug/L)
6 o-Xylene	16.983	15.777	1.206	671639	49.4955	495 (M1)	
7 1,2,4-Trimethylbenzene	17.065	16.983	0.082	156074	12.9749	130 (RM1)	
M 9 C9-C10				827713	68.8100	688 (R)	
8 Naphthalene	20.031	20.028	0.003	538473	52.8628	529	
S 10 2,5-Dibromotoluene	21.784	21.781	0.003	363301	51.9591	520	

QC Flag Legend

R - Spike/Surrogate failed recovery limits.
 M1- Compound response manually integrated because
 Target system did not integrate.

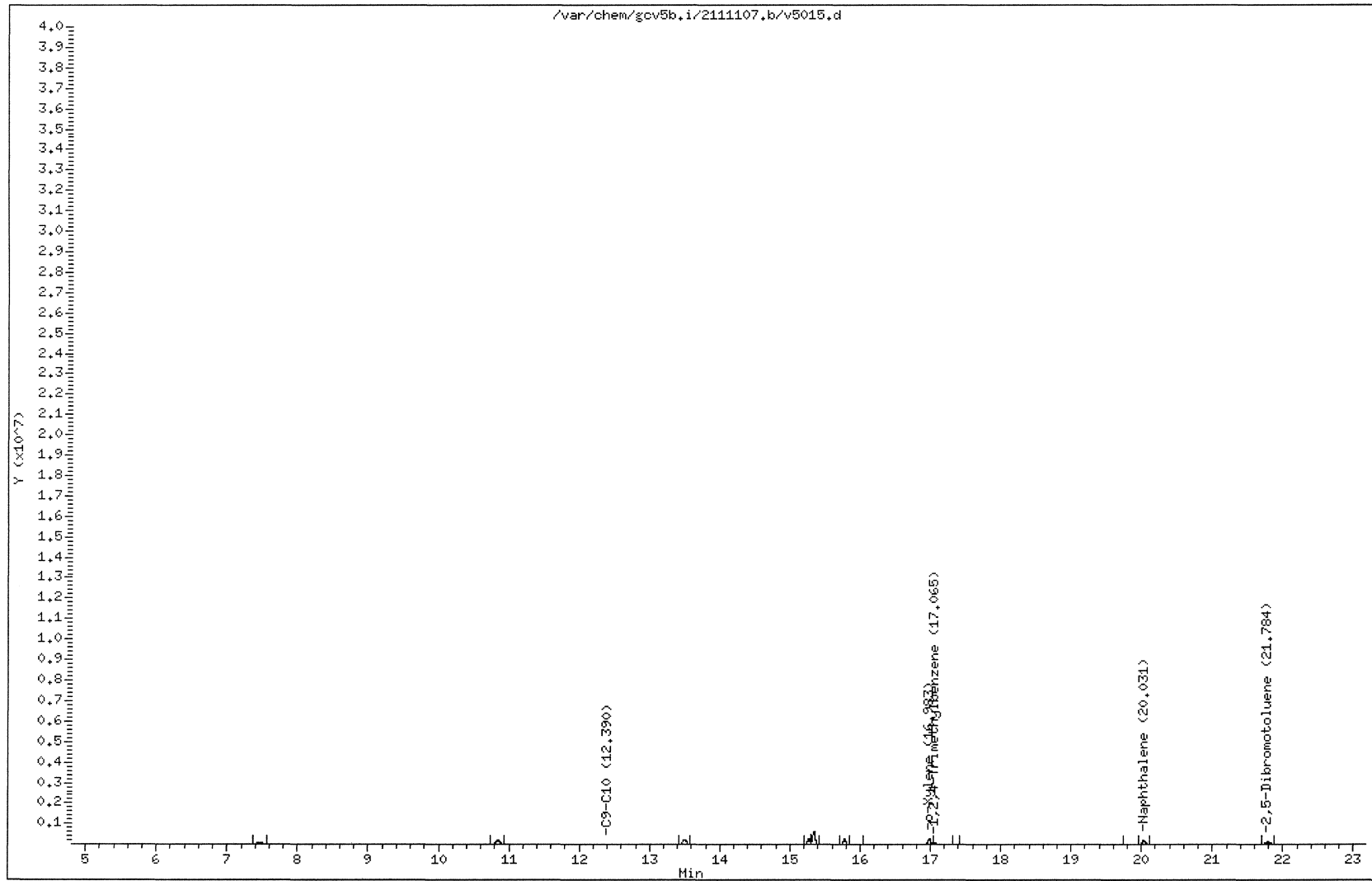
Data File: /var/chem/gcv5b.i/2111107.b/v5015.d
Date : 07-NOV-2011 19:55
Client ID: 21110312404
Sample Info: 21110312404*10
Volume Injected (uL): 1.0
Column phase: DB-624-30

Page 1

Instrument: gcv5b.i

Operator: JAR

Column diameter: 0.53

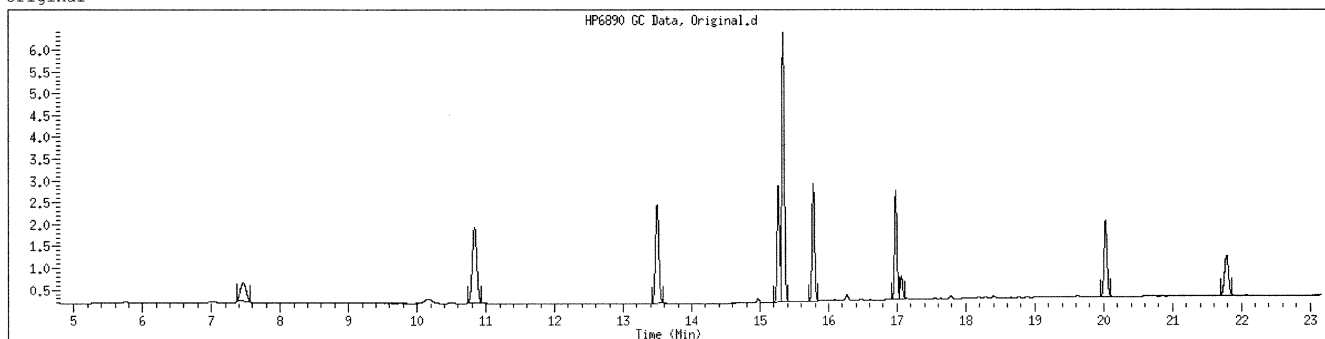


211110257 363

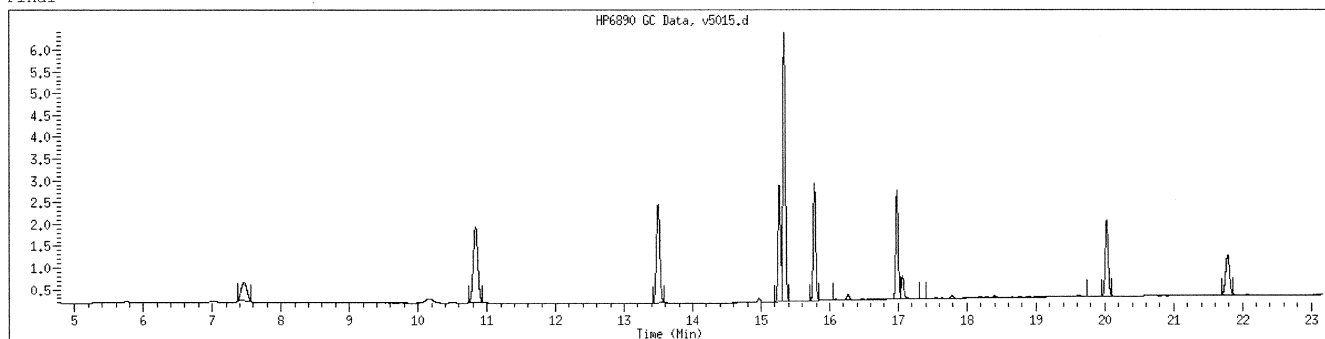
MANUAL INTEGRATION GRAPHIC REPORT

Lab ID : 21110312404 SampleType : MSD
Injection Date: 11/07/2011 19:55 Instrument : gcv5b.i
Operator : JAR
Sample Info : 21110312404*10
Misc Info :
Method : /var/chem/gcv5b.i/2111107.b/PIDMVPH.m
Dilution : 10.0
Matrix : WATER
Integrator : Falcon Compound Sublist: aromatic

Original



Final



GCAL, Inc.

Data file : /var/chem/gcv5a.i/2111107.b/v5015.d
 Lab Smp Id: 21110312404 Client Smp ID: 21110312404
 Inj Date : 07-NOV-2011 19:55
 Operator : JAR Inst ID: gcv5a.i
 Smp Info : 21110312404*10
 Misc Info :
 Comment :
 Method : /var/chem/gcv5a.i/2111107.b/FIDMVPH.m
 Meth Date : 08-Nov-2011 10:11 jar Quant Type: ESTD
 Cal Date : 05-NOV-2011 01:52 Cal File: v5011.d
 Als bottle: 1
 Dil Factor: 10.00000
 Integrator: Falcon Compound Sublist: aliphatic1+surr.sub
 Target Version: 3.50
 Processing Host: org.gcal.com

Concentration Formula: Amt * DF * Uf * Vt / (Vo * Vi) * CpndVariable

Name	Value	Description
DF	10.00000	Dilution Factor
Uf	1.00000	Correction factor
Vt	1.00000	Volume of final extract (mL)
Vo	1.00000	Volume of sample extracted (mL)
Vi	1.00000	Volume injected (uL)

Cpnd Variable Local Compound Variable

Compounds	RT	EXP RT	DLT RT	RESPONSE	CONCENTRATIONS	
					ON-COLUMN (ug/L)	FINAL (ug/L)
M 2 C5-C8				1418180	144.116	1440
1 n-Pentane	5.267	5.266	0.001	413778	45.9745	460 (M1)
3 2-Methyl Pentane	6.483	6.482	0.001	516302	49.4648	495 (M1)
6 Isooctane	9.561	9.562	-0.001	488099	48.6766	487 (M1)
13 n-Decane	15.961	15.963	-0.002	288918	52.0113	520 (M1)
15 n-Butylcyclohexane	16.744	16.746	-0.002	616692	103.498	1030 (AM1)
16 Naphthalene	19.620	19.623	-0.003	459623	51.9153	519
M 5 C9-C12				905611	155.510	1560
\$ 17 2,5-Dibromotoluene	21.296	21.301	-0.005	147772	49.4278	494

QC Flag Legend

- A - Target compound detected but, quantitated amount exceeded maximum amount.
- M1- Compound response manually integrated because Target system did not integrate.

Date : 07-NOV-2011 19:55

Client ID: 21110312404

Instrument: gcv5a.i

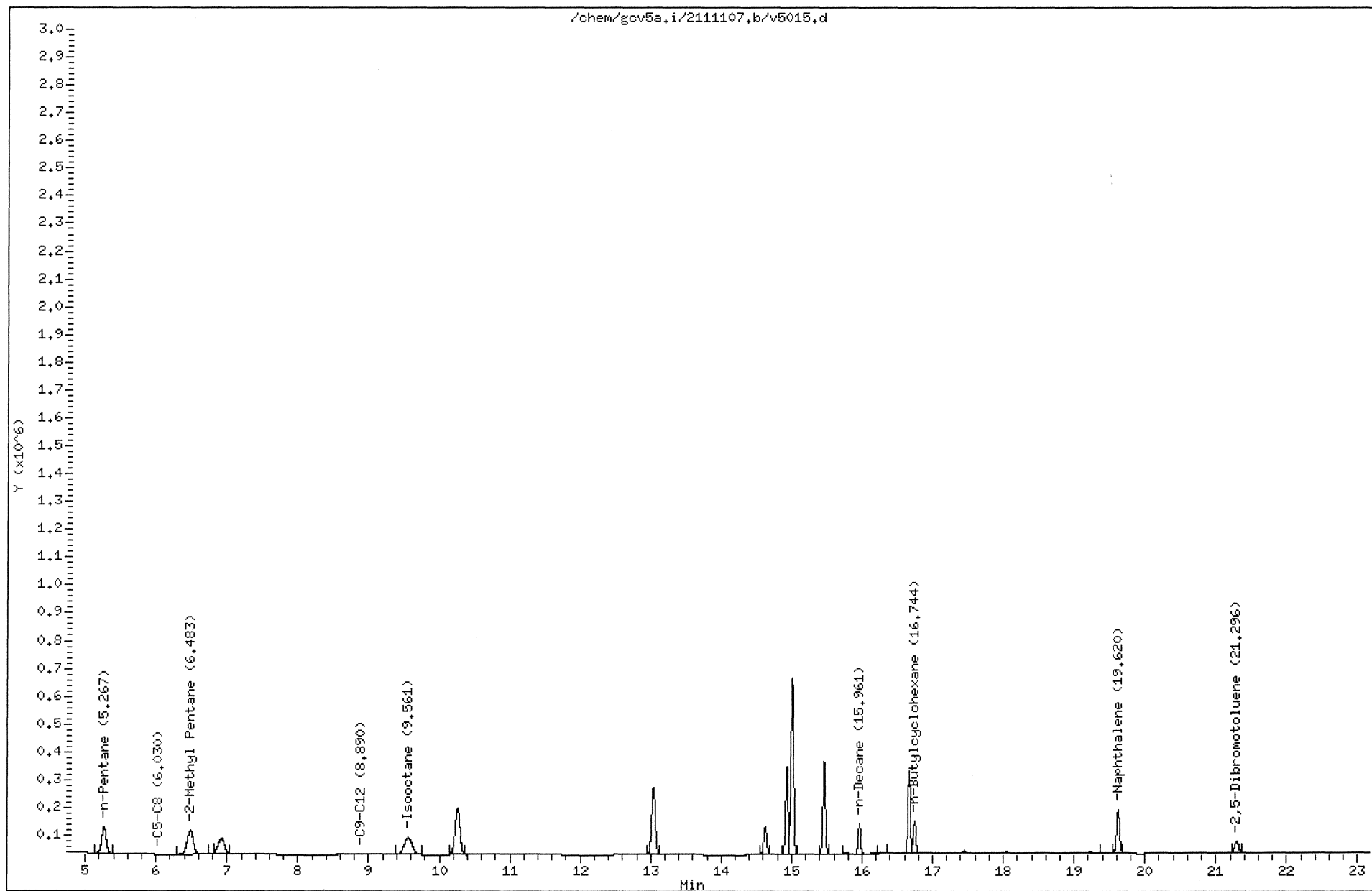
Sample Info: 21110312404*10

Volume Injected (uL): 1.0

Operator: JAR

Column phase: DB-624-30

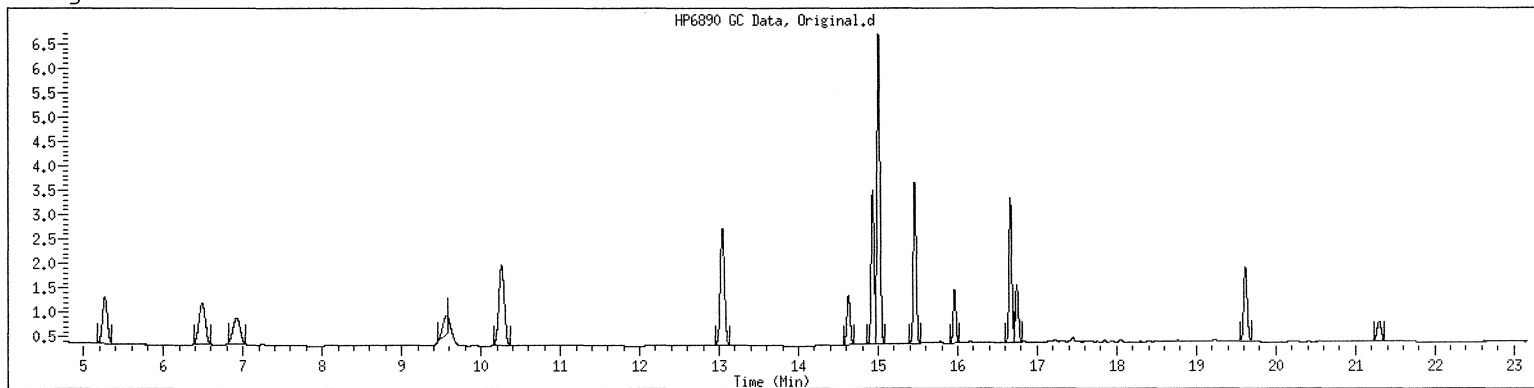
Column diameter: 0.53



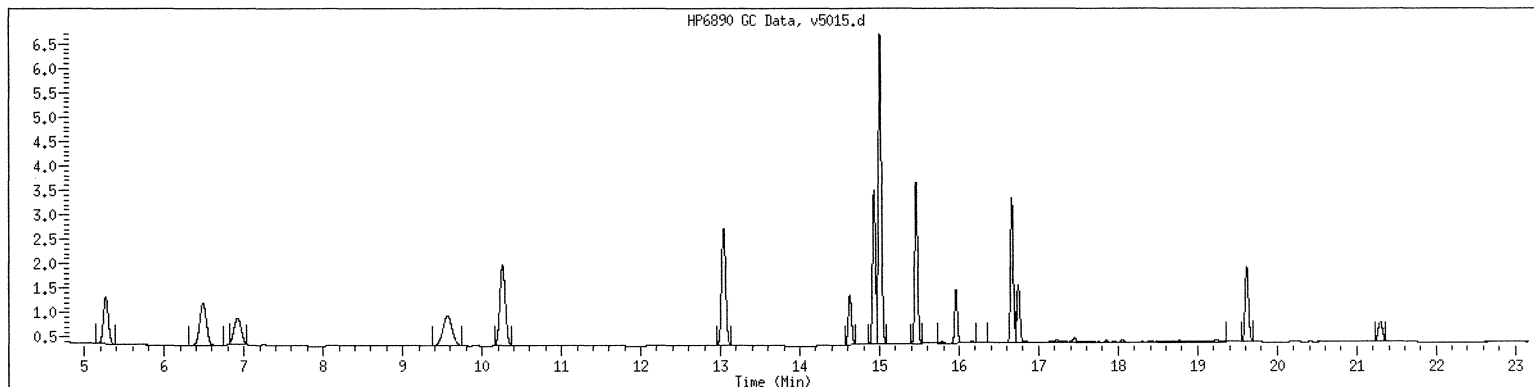
MANUAL INTEGRATION GRAPHIC REPORT

Lab ID : 21110312404 SampleType : SAMPLE
Injection Date: 11/07/2011 19:55 Instrument : gcv5a.i
Operator : JAR
Sample Info : 21110312404*10
Misc Info :
Method : /var/chem/gcv5a.i/2111107.b/FIDMVPH.m
Dilution : 10.0
Matrix : WATER
Integrator : Falcon Compound Sublist: aliphatic1+surr

Original



Final



1D
ORGANICS ANALYSIS DATA SHEET

Lab Name: GCAL Sample ID: ES053 MSD
 Lab Code: LA024 Case No.: _____ Contract: _____
 Matrix: Water SAS No.: _____ SDG No.: 211110257
 Sample wt/vol: 5 Units: mL Lab Sample ID: 21110312410
 Level: (low/med) _____ Date Collected: 10/26/11 Time: 1043
 % Moisture: _____ decanted: (Y/N) _____ Date Received: 10/29/11
 GC Column: _____ ID: _____ (mm) Date Extracted: _____
 Concentrated Extract Volume: 5000 (µL) Date Analyzed: 11/08/11 Time: 1222
 Soil Aliquot Volume: _____ (µL) Dilution Factor: 1 Analyst: JAR
 Injection Volume: 1 (µL) Prep Method: _____
 GPC Cleanup: (Y/N) N pH: _____ Analytical Method: MASSVPH
 Prep Batch: _____ Analytical Batch: 468512 Sulfur Cleanup: (Y/N) N Instrument ID: GCV5B
 CONCENTRATION UNITS: ug/L Lab File ID: 2111107/v5030

CAS NO.	COMPOUND	RESULT	Q	MDL	LOD	LOQ
GCV-00-4	C5-C8 Aliphatic	170		3.31	15.0	30.0
GCV-00-5	C9-C12 Aliphatic	117		3.20	10.0	20.0
GCV-00-6	C9-C10 Aromatic	61.0		1.24	5.00	10.0

GCAL, Inc.

Data file : /var/chem/gcv5b.i/2111107.b/v5030.d
Lab Smp Id: 21110312410 Client Smp ID: 21110312410
Inj Date : 08-NOV-2011 12:22
Operator : JAR Inst ID: gcv5b.i
Smp Info : 21110312410
Misc Info :
Comment :
Method : /var/chem/gcv5b.i/2111107.b/PIDMVPH.m
Meth Date : 08-Nov-2011 13:39 jar Quant Type: ESTD
Cal Date : 05-NOV-2011 01:52 Cal File: v5011.d
Als bottle: 1 QC Sample: MSD
Dil Factor: 1.00000
Integrator: Falcon Compound Sublist: aromatic.sub
Target Version: 3.50
Processing Host: org.gcal.com

Concentration Formula: Amt * DF * Uf * Vt / (Vo * Vi) * CpndVariable

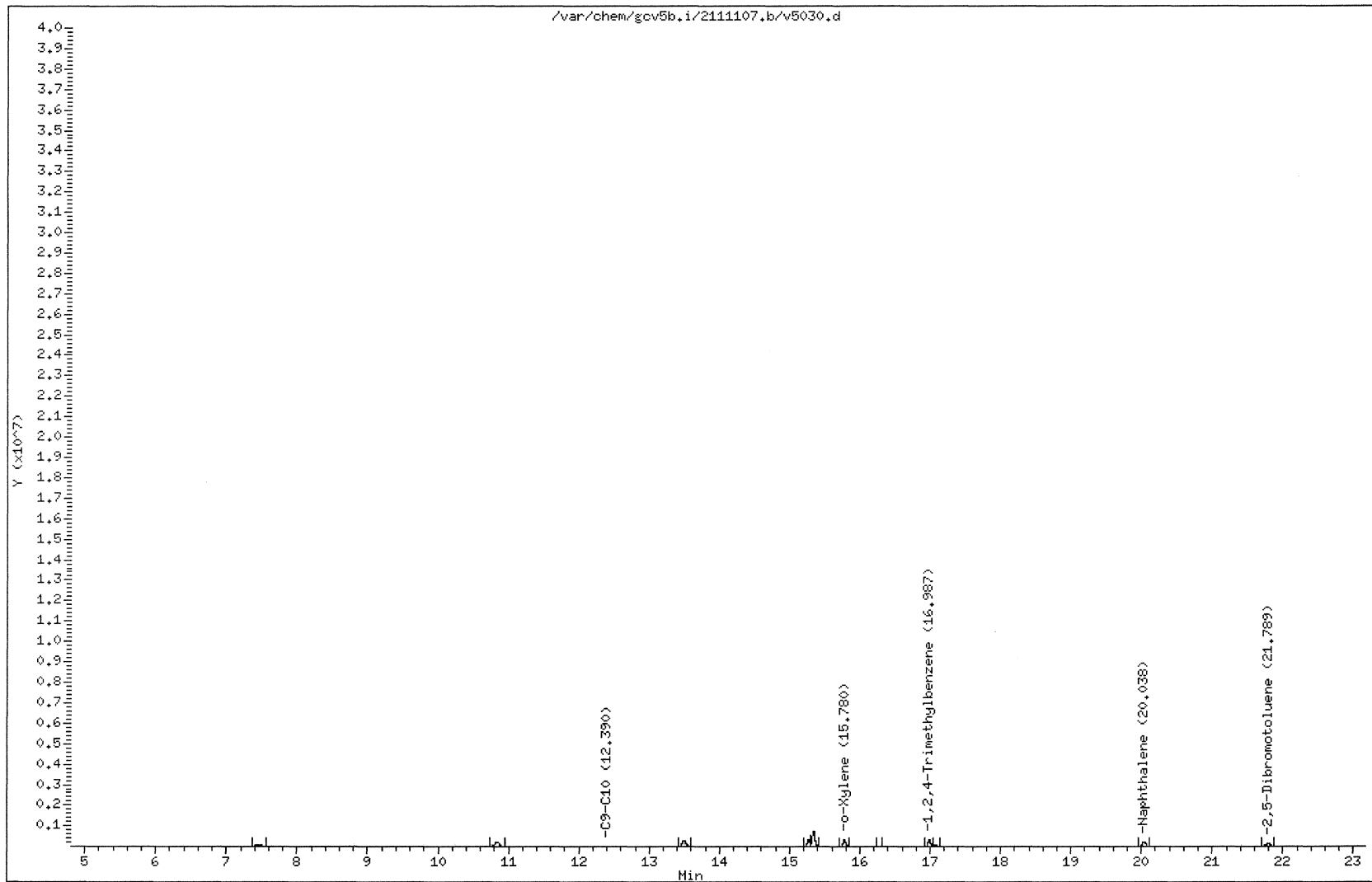
Name	Value	Description
DF	1.00000	Dilution Factor
Uf	1.00000	Correction factor
Vt	1.00000	Volume of final extract (mL)
Vo	1.00000	Volume of sample extracted (mL)
Vi	1.00000	Volume injected (uL)

Cpnd Variable Local Compound Variable

Compounds					CONCENTRATIONS	
	RT	EXP RT	DLT RT	RESPONSE	ON-COLUMN (ug/L)	FINAL (ug/L)
6 o-Xylene	15.780	15.777	0.003	812881	59.9041	59.9
7 1,2,4-Trimethylbenzene	16.987	16.983	0.004	745009	61.9346	61.9
M 9 C9-C10				745009	61.9346	61.9
8 Naphthalene	20.038	20.028	0.010	621502	61.0139	61.0
\$ 10 2,5-Dibromotoluene	21.789	21.781	0.008	410206	58.6674	58.7

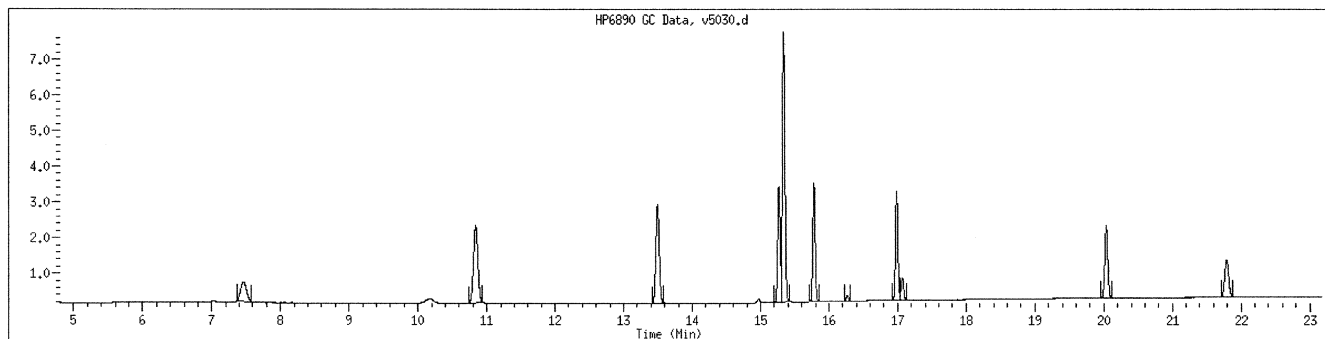
Data File: /var/chem/gcv5b.i/2111107.b/v5030.d
Date : 08-NOV-2011 12:22
Client ID: 21110312410
Sample Info: 21110312410
Volume Injected (uL): 1.0
Column phase: DB-624-30

Instrument: gcv5b.i
Operator: JAR
Column diameter: 0.53



MANUAL INTEGRATION GRAPHIC REPORT

Lab ID : 21110312410 SampleType : MSD
Injection Date: 11/08/2011 12:22 Instrument : gcv5b.i
Operator : JAR
Sample Info : 21110312410
Misc Info :
Method : /var/chem/gcv5b.i/2111107.b/PIDMVPH.m
Dilution : 1.0
Matrix : WATER
Integrator : Falcon Compound Sublist: aromatic



NO MANUAL INTEGRATIONS

GCAL, Inc.

Data file : /var/chem/gcv5a.i/2111107.b/v5030.d
 Lab Smp Id: 21110312410 Client Smp ID: 21110312410
 Inj Date : 08-NOV-2011 12:22
 Operator : JAR Inst ID: gcv5a.i
 Smp Info : 21110312410
 Misc Info :
 Comment :
 Method : /var/chem/gcv5a.i/2111107.b/FIDMVPH.m
 Meth Date : 08-Nov-2011 13:21 jar Quant Type: ESTD
 Cal Date : 05-NOV-2011 01:52 Cal File: v5011.d
 Als bottle: 1 QC Sample: MSD
 Dil Factor: 1.00000
 Integrator: Falcon Compound Sublist: aliphatic1+surr.sub
 Target Version: 3.50
 Processing Host: org.gcal.com

Concentration Formula: Amt * DF * Uf * Vt / (Vo * Vi) * CpndVariable

Name	Value	Description
DF	1.00000	Dilution Factor
Uf	1.00000	Correction factor
Vt	1.00000	Volume of final extract (mL)
Vo	1.00000	Volume of sample extracted (mL)
Vi	1.00000	Volume injected (uL)

Cpnd Variable Local Compound Variable

Compounds	RT	EXP RT	DLT RT	RESPONSE	CONCENTRATIONS	
					ON-COLUMN (ug/L)	FINAL (ug/L)
M 2 C5-C8				1674195	170.353	170
1 n-Pentane	5.266	5.266	0.000	501104	55.6771	55.7
3 2-Methyl Pentane	6.484	6.483	0.001	589852	56.5113	56.5
6 Isooctane	9.560	9.561	-0.001	583239	58.1645	58.2 (M1)
13 n-Decane	15.964	15.965	-0.001	316713	57.0148	57.0
15 n-Butylcyclohexane	16.748	16.748	0.000	356775	59.8769	59.9
16 Naphthalene	19.627	19.628	-0.001	531738	60.0608	60.1
M 5 C9-C12				673488	116.892	117
S 17 2,5-Dibromotoluene	21.304	21.306	-0.002	170066	56.8849	56.9

QC Flag Legend

M1- Compound response manually integrated because
Target system did not integrate.

Date : 08-NOV-2011 12:22

Client ID: 21110312410

Instrument: gcv5a.i

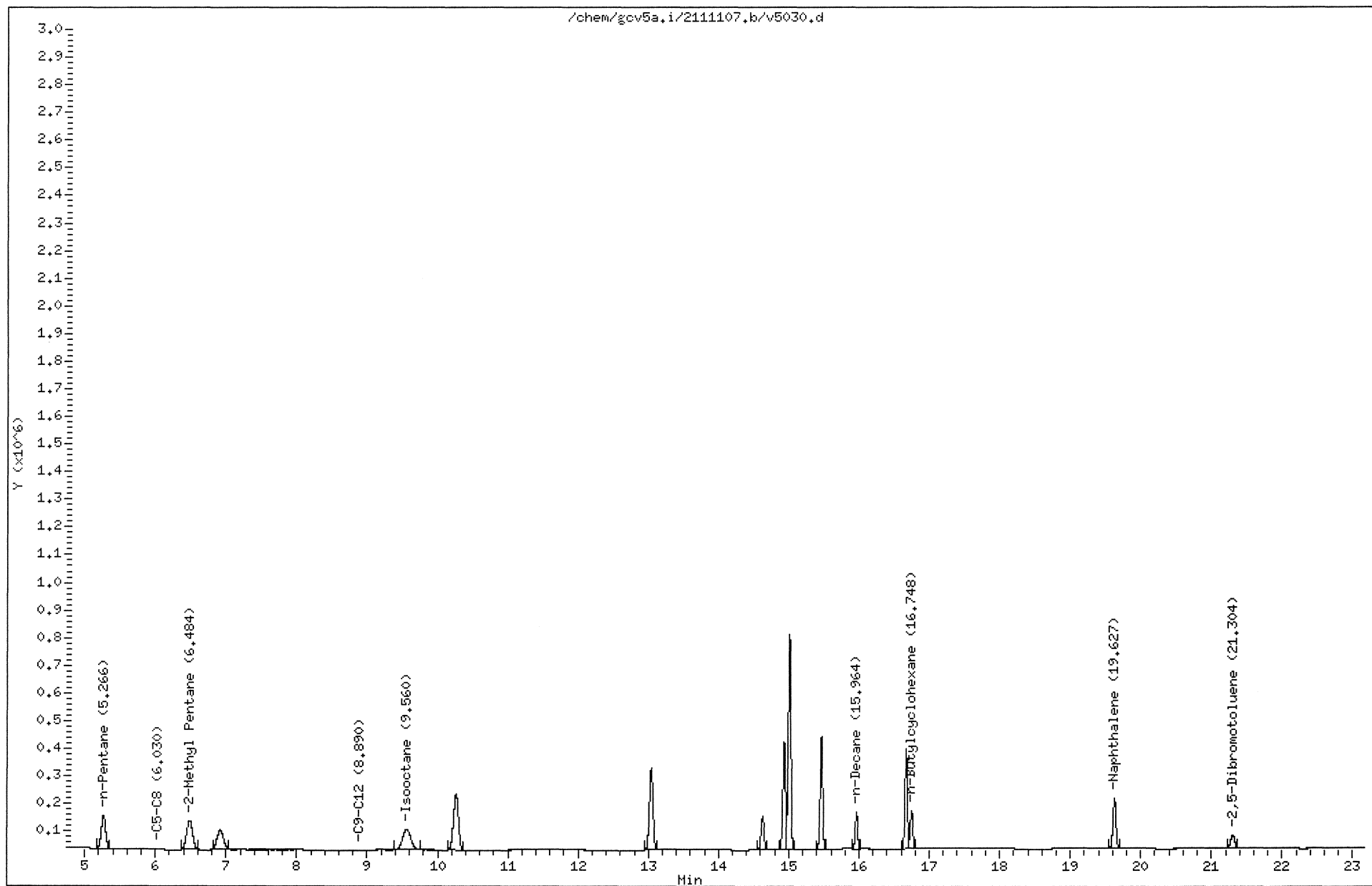
Sample Info: 21110312410

Volume Injected (uL): 1.0

Operator: JAR

Column phase: DB-624-30

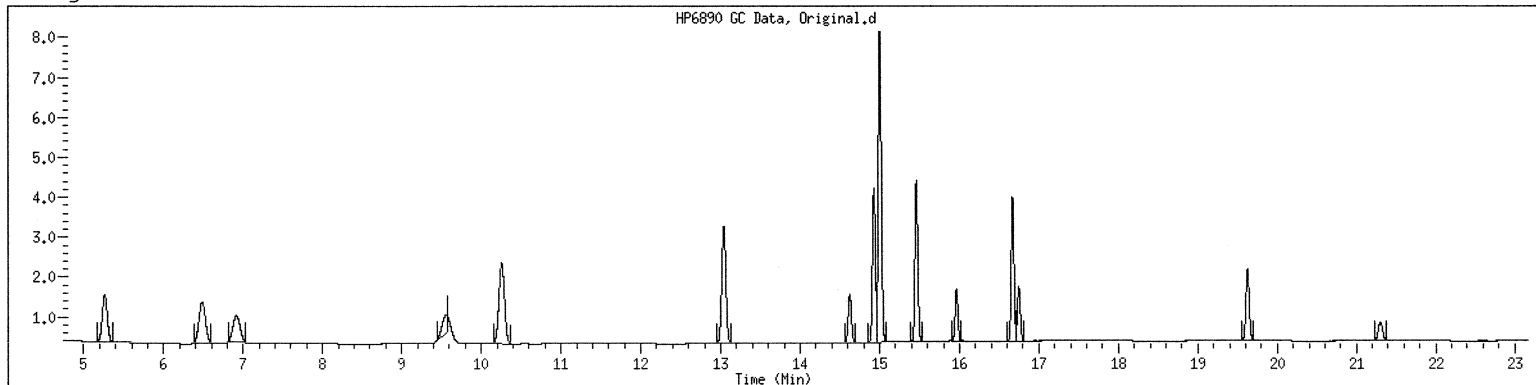
Column diameter: 0.53



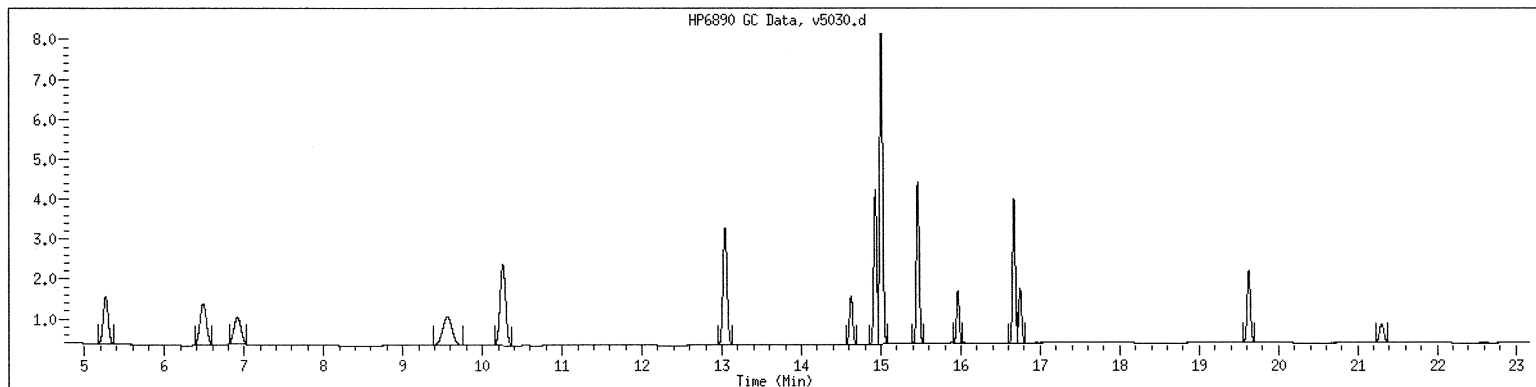
MANUAL INTEGRATION GRAPHIC REPORT

Lab ID : 21110312410 SampleType : MSD
Injection Date: 11/08/2011 12:22 Instrument : gcv5a.i
Operator : JAR
Sample Info : 21110312410
Misc Info :
Method : /var/chem/gcv5a.i/2111107.b/FIDMVPH.m
Dilution : 1.0
Matrix : WATER
Integrator : Falcon Compound Sublist: aliphatic1+surr

Original



Final



LABORATORY CHRONICLE: GCV DEPARTMENT

Date: 11/17/2011

Instrument: gcv5b.i

Method File: /var/chem/gcv5b.i/2111104P.b/PIDMVPH.m

Batch: /chem/gcv5b.i/2111104P.b

Column-Detector: DB-624-30

Sample ID	ClientName	DataFile	Wgt/Vol	Injection Time	Dil	Anal	ALS	Comments
VPH05/6/12/4		v5001.d	1.00 ml	04-NOV-2011 20:57	1.000	JAR	1	aromatic
VPH10/6/12/4		v5003.d	1.00 ml	04-NOV-2011 21:56	1.000	JAR	1	aromatic
VPH20/6/12/4		v5005.d	5.00 g	04-NOV-2011 22:55	50.000	JAR	1	aromatic
VPH50/6/12/4		v5007.d	1.00 ml	04-NOV-2011 23:54	1.000	JAR	1	aromatic
VPH80/6/12/4		v5009.d	1.00 ml	05-NOV-2011 00:53	1.000	JAR	1	aromatic
VPH100/6/12/4		v5011.d	1.00 ml	05-NOV-2011 01:52	1.000	JAR	1	aromatic
ICV6/12/5		v5013.d	5.00 g	05-NOV-2011 02:51	50.000	JAR	1	aromatic

LABORATORY CHRONICLE: GCV DEPARTMENT

Date: 11/08/2011
 Instrument: gcv5b.i
 Method File: /var/chem/gcv5b.i/2111107.b/PIDMVPH.m
 Batch: /var/chem/gcv5b.i/2111107.b
 Column-Detector: DB-624-30

Sample ID	ClientName	DataFile	Wgt/Vol	Injection Time	Dil	Anal	ALS	Comments
VPH6/12/4		v5001.d	5.00 g	07-NOV-2011 11:22	50.000	JAR	1	aromatic
1003188		v5002.d	1.00 ml	07-NOV-2011 11:51	1.000	JAR	1	aromatic
1003187		v5003.d	1.00 ml	07-NOV-2011 12:21	1.000	JAR	1	aromatic
BLK		v5004.d	5.00 g	07-NOV-2011 12:50	50.000	JAR	1	aromatic
21110202112		v5005.d	1.00 ml	07-NOV-2011 13:19	50.000	JAR	1	aromatic
21110202112		v5006.d	1.00 ml	07-NOV-2011 13:49	50.000	JAR	1	aromatic
21110202105		v5007.d	5.00 g	07-NOV-2011 14:18	10000.000	JAR	1	aromatic
21110202105		v5008.d	5.00 g	07-NOV-2011 14:48	10000.000	JAR	1	aromatic
21110202112		v5009.d	5.00 g	07-NOV-2011 15:17	50.000	JAR	1	aromatic
21110202112		v5010.d	1.00 ml	07-NOV-2011 15:47	50.000	JAR	1	aromatic
VPH6/12/4		v5011.d	5.00 g	07-NOV-2011 16:16	50.000	JAR	1	aromatic
21110312401		v5012.d	1.00 ml	07-NOV-2011 18:26	10.000	JAR	1	aromatic
21110312402		v5013.d	1.00 ml	07-NOV-2011 18:55	10.000	JAR	1	aromatic
21110312403		v5014.d	1.00 ml	07-NOV-2011 19:25	10.000	JAR	1	aromatic
21110312404		v5015.d	1.00 ml	07-NOV-2011 19:55	10.000	JAR	1	aromatic
21110312408		v5016.d	1.00 ml	07-NOV-2011 21:53	1.000	JAR	1	aromatic
21110312406		v5017.d	1.00 ml	07-NOV-2011 20:54	1.000	JAR	1	aromatic
21110312407		v5018.d	1.00 ml	07-NOV-2011 21:23	1.000	JAR	1	aromatic
21110312409		v5019.d	1.00 ml	07-NOV-2011 22:22	1.000	JAR	1	aromatic
21110312410		v5020.d	1.00 ml	07-NOV-2011 22:52	1.000	JAR	1	aromatic
VPH6/12/4		v5021.d	1.00 ml	07-NOV-2011 23:22	1.000	JAR	1	aromatic
VPH6/12/4		v5022.d	1.00 ml	07-NOV-2011 23:51	1.000	JAR	1	aromatic
21110312411		v5023.d	1.00 ml	08-NOV-2011 00:21	1.000	JAR	1	aromatic
21110312412		v5024.d	1.00 ml	08-NOV-2011 00:50	1.000	JAR	1	aromatic
21111042101		v5025.d	1.00 ml	08-NOV-2011 01:20	1.000	JAR	1	aromatic
VPH6/12/4		v5026.d	1.00 ml	08-NOV-2011 01:49	1.000	JAR	1	aromatic
21110312405		v5028.d	1.00 ml	08-NOV-2011 11:23	1.000	JAR	1	aromatic
21110312409		v5029.d	1.00 ml	08-NOV-2011 11:52	1.000	JAR	1	aromatic
21110312410		v5030.d	1.00 ml	08-NOV-2011 12:22	1.000	JAR	1	aromatic
vph6/12/4		v5031.d	1.00 ml	08-NOV-2011 12:51	1.000	JAR	1	aromatic

LABORATORY CHRONICLE: GCV DEPARTMENT

Date: 11/08/2011
 Instrument: gcv5a.i
 Method File: /var/chem/gcv5a.i/2111107.b/FIDMVPH.m
 Batch: /var/chem/gcv5a.i/2111107.b
 Column-Detector: DB-624-30

Sample ID	ClientName	DataFile	Wgt/Vol	Injection Time	Dil	Anal	ALS	Comments
VPH6/12/4		v5001.d	1.00 ml	07-NOV-2011 11:22	1.000	JAR	1	aliphatic1+surr
lcs6/12/4		v5002.d	1.00 ml	07-NOV-2011 11:51	1.000	JAR	1	aliphatic1+surr
BLK		v5003.d	1.00 ml	07-NOV-2011 12:21	1.000	JAR	1	aliphatic1+surr
BLK		v5004.d	1.00 ml	07-NOV-2011 12:50	1.000	JAR	1	aliphatic1+surr
21110202112		v5005.d	1.00 ml	07-NOV-2011 13:19	100.000	JAR	1	aliphatic1+surr
21110202112		v5006.d	1.00 ml	07-NOV-2011 13:49	100.000	JAR	1	aliphatic1+surr
21110270701		v5007.d	5.00 g	07-NOV-2011 14:18	10000.000	JAR	1	aliphatic1+surr
21110270701		v5008.d	5.00 g	07-NOV-2011 14:48	10000.000	JAR	1	aliphatic1+surr
21110202112		v5009.d	1.00 ml	07-NOV-2011 15:17	50.000	JAR	1	aliphatic1+surr
21110202112		v5010.d	1.00 ml	07-NOV-2011 15:47	50.000	JAR	1	aliphatic1+surr
VPH6/12/4		v5011.d	1.00 ml	07-NOV-2011 16:16	1.000	JAR	1	aliphatic1+surr
21110312401		v5012.d	1.00 ml	07-NOV-2011 18:26	10.000	JAR	1	aliphatic1+surr
21110312402		v5013.d	1.00 ml	07-NOV-2011 18:55	10.000	JAR	1	aliphatic1+surr
21110312403		v5014.d	1.00 ml	07-NOV-2011 19:25	10.000	JAR	1	aliphatic1+surr
21110312404		v5015.d	1.00 ml	07-NOV-2011 19:55	10.000	JAR	1	aliphatic1+surr
21110312408		v5016.d	1.00 ml	07-NOV-2011 21:53	1.000	JAR	1	aliphatic1+surr
21110312406		v5017.d	1.00 ml	07-NOV-2011 20:54	1.000	JAR	1	aliphatic1+surr
21110312407		v5018.d	1.00 ml	07-NOV-2011 21:23	1.000	JAR	1	aliphatic1+surr
21110312409		v5019.d	1.00 ml	07-NOV-2011 22:22	1.000	JAR	1	aliphatic1+surr
21110312410		v5020.d	1.00 ml	07-NOV-2011 22:52	1.000	JAR	1	aliphatic1+surr
VPH6/12/4		v5021.d	1.00 ml	07-NOV-2011 23:22	1.000	JAR	1	aliphatic1+surr
VPH6/12/4		v5022.d	1.00 ml	07-NOV-2011 23:51	1.000	JAR	1	aliphatic1+surr
21110312411		v5023.d	1.00 ml	08-NOV-2011 00:21	1.000	JAR	1	aliphatic1+surr
21110312412		v5024.d	1.00 ml	08-NOV-2011 00:50	1.000	JAR	1	aliphatic1+surr
21111042101		v5025.d	1.00 ml	08-NOV-2011 01:20	1.000	JAR	1	aliphatic1+surr
VPH6/12/4		v5026.d	1.00 ml	08-NOV-2011 01:49	1.000	JAR	1	aliphatic1+surr
21110312405		v5028.d	1.00 ml	08-NOV-2011 11:23	1.000	JAR	1	aliphatic1+surr
21110312409		v5029.d	1.00 ml	08-NOV-2011 11:52	1.000	JAR	1	aliphatic1+surr
21110312410		v5030.d	1.00 ml	08-NOV-2011 12:22	1.000	JAR	1	aliphatic1+surr
vph6/12/4		v5031.d	1.00 ml	08-NOV-2011 12:51	1.000	JAR	1	aliphatic1+surr

LABORATORY CHRONICLE: GCV DEPARTMENT

Date: 11/17/2011

Instrument: gcv5a.i

Method File: /var/chem/gcv5a.i/2111104p.b/FIDMVPH.m

Batch: /chem/gcv5a.i/2111104p.b

Column-Detector: DB-624-30

Sample ID	ClientName	DataFile	Wgt/Vol	Injection Time	Dil	Anal	ALS	Comments
VPH05/6/12/4		v5001.d	1.00 ml	04-NOV-2011 20:57	1.000	JAR	1	aliphatic1+surr
VPH10/6/12/4		v5003.d	1.00 ml	04-NOV-2011 21:56	1.000	JAR	1	aliphatic1+surr
VPH20/6/12/4		v5005.d	1.00 ml	04-NOV-2011 22:55	1.000	JAR	1	aliphatic1+surr
VPH50/6/12/4		v5007.d	1.00 ml	04-NOV-2011 23:54	1.000	JAR	1	aliphatic1+surr
VPH80/6/12/4		v5009.d	1.00 ml	05-NOV-2011 00:53	1.000	JAR	1	aliphatic1+surr
VPH100/6/12/4		v5011.d	1.00 ml	05-NOV-2011 01:52	1.000	JAR	1	aliphatic1+surr
ICV6/12/5		v5013.d	1.00 ml	05-NOV-2011 02:51	1.000	JAR	1	aliphatic1+surr

APPL, Inc.

ARF: 66116

PO: 00-66116

SENDING LABORATORY:

APPL Labs
 908 North Temperance Ave.
 Clovis, CA 93611
 Phone: (559) 275-2175
 Fax: (559) 275-4422
 Project Manager: Cynthia Clark (cclark@applinc.com) *rc*

RECEIVING LABORATORY:

Gulf Coast Analytical
 7979 GSRI Rd.
 Baton Rouge, LA 70820
 Phone: (225) 769-4900x
 Fax:
 DOD Expiration Date:

Comments: Level IV report - DoD format (LOQ/LOD/DL), ADR (A1/A3 8.3a unchecked) EDD and Excel EDD

	APPL ID	Sample ID	LOC ID	Matrix	Collected	Analysis		Price
1.	AY49481	ES050		Water	10/25/11 09:50	MADEP-EPH		\$125.00
				Water	10/25/11 09:50	MADEP-VPH	6	\$75.00
2.	AY49482	ES051		Water	10/25/11 11:30	MADEP-EPH		\$125.00
				Water	10/25/11 11:30	MADEP-VPH	7	\$75.00

Released By	<i>Jang</i>	Date	<i>10/28/11</i>	Time	<i>14:30</i>	Received By	<i>Claudia</i>	Date	<i>10/29/11</i>	Time	<i>9:10</i>
Released By		Date		Time		Received By		Date		Time	

To ensure timely payment, please include the PO number on your invoice



SAMPLE RECEIVING CHECKLIST

Workorder: 211110257

Client: 9000 - General Accounts

Profile: 227122 - Appl. Inc.

Line Item: 1 - Waters

Received by: Saucier, Charlotte

Received Date/Time: 10/29/2011 9:10:00 AM

Samples Received via: FEDEX

Number of Coolers Received: 3

Cooler tracking numbers(s): 4796 7085 3220 / 4796 7085 3231 / 4796 7085 3242

Cooler temperature(s): 5.9, 5.8, 3.4

- Were all coolers received at a temperature of 0 - 6° C? Yes No N/A
- Were all custody seals intact? Yes No N/A
- Were all samples received in proper containers? Yes No N/A
- Were all samples properly preserved? Yes No N/A
- Was preservative added to any container at the lab? Yes No N/A
- Were all containers received in good condition? Yes No N/A
- Were all VOA vials received with no head space? Yes No N/A
- Do all sample labels match the Chain of Custody? Yes No N/A
- Was the client notified about any discrepancies? Yes No N/A

Notes/Comments: _____

