



908 North Temperance Ave. ∇ Clovis, CA 93611 ∇ Phone 559-275-2175 ∇ Fax 559-275-4422

Certification Number: CA1312
NELAP Certification number: 05233CA
DoD-ELAP Certificate number: ADE-1410

Data Validatable Report

December 14, 2011

Environet, Inc.
650 Iwilei Road, Suite 204
Honolulu, Hawaii 96817

Attn: Stacey Fineran

Title: Report of Data: Case 66133

Project: 1022-024 LTM Red Hill Bulk Fuel Storage Facility

Contract #: Prime contract # for DoD: N62742-08-D-1930, CTO HC21

Dear Ms. Fineran:

Samples were received October 28, 2011, in good condition. Written results for the requested analyses are provided on this December 14, 2011.

Results in this report apply to the samples analyzed in accordance with the chain of custody document. This analytical report must be reproduced in its entirety.

The MADEP-EPH and VPH analyses were subcontracted to Gulf coast Analytical Laboratories, Inc.

If you have any questions or require further information, please contact your APPL Project Manager, Diane Anderson, at your convenience. Thank you for choosing APPL, Inc.

I certify that this data package is in compliance with the terms and conditions of the contract, both technically and for completeness, for other than the conditions detailed above. These test results meet all requirements of NELAC and DoD QSM. Release of the hard copy has been authorized by the Laboratory Manager or her designee, as verified by the following signature.

A handwritten signature in black ink, appearing to read 'Sharon Dehmlow', written in a cursive style.

Sharon Dehmlow, Laboratory Director
APPL, Inc.

SD/sdm
Enclosure
cc: File

Number of pages in this report: 470

**Data Validation Package
for
LTM Red Hill Bulk Fuel Storage Facility
SDG 66133**

TABLE OF CONTENTS

LABORATORY NAME: APPL, Inc.

Sample Receipt Information	<u>4</u>
Case Narrative	<u>6</u>
Chain of Custody and ARF	<u>11</u>
Method 8015B TPH-Diesel	<u>17</u>
QC Summary	<u>18</u>
Sample Data	<u>24</u>
Calibration Data	<u>34</u>
Raw Data	<u>66</u>
Method 8270D SIM	<u>84</u>
QC Summary	<u>85</u>
Sample Data	<u>95</u>
Calibration Data	<u>105</u>
Raw Data	<u>129</u>

Method 8260B	<u>150</u>
QC Summary	<u>151</u>
Sample Data	<u>166</u>
Calibration Data	<u>193</u>
Raw Data	<u>361</u>
Method 6020	<u>411</u>
QC Summary	<u>412</u>
Sample Data	<u>416</u>
Calibration Data	<u>423</u>
Raw Data	<u>455</u>
Gulf Coast Analytical Laboratories report	

SAMPLE RECEIPT INFORMATION

Sample receipt information

ARF: 66133

Project: 1022-024 LTM Red Hill Bulk Fuel Storage Facility

Sample Receipt Information:

The samples were received on October 28, 2011, at 2.0°C, 2.0°C, and 2.0°C. The samples were assigned Analytical Request Form (ARF) number 66133. The sample numbers and requested analysis were compared to the chains of custody and email communications. There was a container count discrepancy which was reported to the client. Two bottles arrived broken for sample ES053; the client was notified. No other exception was encountered.

Sample Table

CLIENT ID	APPL ID	Matrix	Date Sampled	Date Received
ES053	AY49559	WATER	10/26/2011	10/28/2011
ES054	AY49560	WATER	10/26/2011	10/28/2011
ES055	AY49561	WATER	10/26/2011	10/28/2011
ES056	AY49562	WATER	10/26/2011	10/28/2011

Samples and blanks were screened for J-value responses between the detection limit (DL) and limit of quantitation (LOQ).

APPL's laboratory control limits generated in house statistically do not meet the control limits listed in DoD QSM 4.2 for all analytes. Laboratory control spike recoveries for this project meet all control limits listed in the DoD QSM 4.2 except where noted. A copy of our in house generated control limits is available upon request. In addition, a copy of our LOQ control limits, established using 7 data points, are also available upon request.

Only the portion of the injection log relative to these samples is included. A full sequence log is available upon request.

Measurement uncertainty can be reported upon request.

The MADEP-EPH and VPH analyses were subcontracted to Gulf coast Analytical Laboratories, Inc. Their report is included.

CASE NARRATIVE

EPA Method 8015B

Total Petroleum Hydrocarbons – Diesel

Sample Preparation:

The water samples were extracted according to EPA method 3510C. The samples were extracted within holding time.

Sample Analysis Information:

The samples were analyzed according to the method using a Hewlett Packard Gas Chromatograph with a flame ionization detector.

Quality Control/Assurance

Calibrations:

Initial and continuing calibrations were performed according to the method. All calibration criteria were met.

Blanks:

No target analyte was detected above the detection limit in the method blank.

Spikes:

A Laboratory Control Spike (LCS) was used for quality assurance. All acceptance criteria were met.

Sample ES053 was designated by the client for MS/MSD analysis. All acceptance criteria were met.

Surrogates:

The surrogate recoveries are summarized on the form 2 & 8. All surrogate recoveries were within control limits.

Summary:

No problems were encountered

EPA Method 8270D SIM

Polynuclear Aromatic Hydrocarbons

Sample Preparation:

The water samples were extracted according to EPA method 3510C. All holding times were met.

Sample Analysis Information:

The samples were analyzed according to EPA method 8270D using a Hewlett Packard Gas Chromatograph with a mass spectrometer detector in selective ion monitoring mode.

Quality Control/Assurance

Calibrations:

Initial and continuing calibrations were performed according to the method. All calibration criteria were met.

Blanks:

No target analyte was detected above the detection limits in the method blank.

Spikes:

A Laboratory Control Spike (LCS) was used for quality assurance. All spike recovery criteria were met.

Sample ES053 was designated by the client for MS/MSD analysis. All spike recovery criteria were met.

Surrogates

Surrogate recoveries are summarized on the forms 2&8. All surrogate recoveries were within control limits.

Tuning:

The instrument was tuned using DFTPP. All method criteria were met.

Internal Standards

The internal standard area counts were compared to the mid-point of the initial calibration according to method 8270. All method criteria were met.

Summary:

No problem was encountered.

EPA Method 8260B

Volatile Organic Analysis

Sample Preparation:

The water samples were purged according to EPA method 5030B. The samples were not-preserved when received. The samples were injected within a seven day holding time. All holding times were met..

Sample Analysis Information:

The samples were analyzed according to the method using a Hewlett Packard Gas Chromatograph with a mass spectrometer detector. All holding times were met. Manual integrations were performed in accordance to APPL's SOP. Chromatograms of prior to and after manual integrations are enclosed. All points of the gasoline curve, the gasoline second-source, and the gasoline continuing calibration (1031C04W.D) required manual integrations because the integration did not follow the baseline.

Quality Control/Assurance:

Calibrations:

Initial and continuing calibrations were performed according to the method. All system performance check compounds and calibration check compounds met DoD acceptance criteria. In the second-source (file ID 1030C28W.D), acetone recovered above the 20% Drift control limit at 30%. Acetone was detected within the LCS and continuing calibration recovery limits. Acetone was not detected in any sample. All calibration criteria were met.

Blanks:

No target analyte was detected above the detection limits in the method blanks.

Spikes:

Laboratory Control Spikes (LCS) were used for quality assurance. A second-source standard was used for the LCS. All LCS criteria were met.

Sample ES053 was designated by the client for MS/MSD analysis. All spike recovery criteria were met.

Surrogates:

Surrogate recoveries are summarized on Form 2 & 8. All surrogate recoveries were within the acceptance limits.

Tuning:

The instrument was tuned using BFB. All method criteria were met.

Internal Standards:

The internal standard area counts were compared to the mid-point of the initial calibration according to method 8260. All method criteria were met.

Summary:

No other problem was encountered. The data generated are acceptable.

EPA Method 6020

Dissolved Lead

Digestion Information:

The water samples were digested according to EPA methods 3015. Sample ES053 was filtered and preserved in the laboratory. All holding times were met.

Analysis Information:

Samples:

The samples were analyzed for dissolved lead according to EPA method 6020 using an Agilent 7500CX ICP-MS.

Calibrations:

The initial and continuing calibrations were analyzed according to the DoD QSM. The initial calibration verification is prepared from a second source standard.

Blanks:

No metal was detected at or above one-half the LOQ in the method blank.

Spikes:

Laboratory Control Spike (LCS), matrix spikes (MS/MSD), post digestion spike (PDS), and serial dilution were used for quality assurance. All LCS recoveries were within the acceptance limits.

Sample ES053 was designated by the client for MS/MSD analysis. In the MS/MSD, PDS, and DT, all acceptance criteria were met

Summary:

No analytical exception is noted.

CERTIFICATION


I certify that this data package is in compliance with the terms and conditions of the contract, both technically and for completeness, for other than the conditions detailed above. These test results meet all requirements of NELAC and DoD QSM. Release of the hard copy has been authorized by the Laboratory Manager or his designee, as verified by the following signature.

**CHAIN OF CUSTODY,
ARF, CRF, AND
CLIENT COMMUNICATION**

APPL - Analysis Request Form

66133

Client: Environet, Inc.
 Address: 650 Iwilei Rd, #204
Honolulu, HI 96817
 Attn: Stacey Fineran
 Phone: 808-833-2225 Fax: 808-833-2231
 Job: RED HILL/1022-024
 PO #: 1022-015
 Chain of Custody (Y/N): Y # 35463
 RAD Screen (Y/N): Y pH (Y/N): Y
 Turn Around Type: 2 WEEKS

Received by: TBV 
 Date Received: 10/28/11 Time: 10:00
 Delivered by: FED EX
 Shuttle Custody Seals (Y/N): Y Time Zone: HAST
 Chest Temp(s): 2.0,2.0,2.0°C
 Color: VOA,K-PGN,Q-OYEL,SUB
 Samples Chilled until Placed in Refrig/Freezer: Y
 Project Manager: Cynthia Clark *lm*
 QC Report Type: DVP4/ADR/DOD/HI
 Due Date: 11/11/11

Comments:

*14 day TAT for Form 1s & 30 day TAT for full package. VDupra@environetinc.com
 1 pdf on CD or FTP (no hard copy), NO hard copy to LDC per Stacy 2-24-11
 Guidance: DOD QSM, DoD Forms, J flag to DL, U flag at LOD
 EDD ADR A1/A3 (ADR 8.3a unchecked) to VDupra@ & sfineran@environetinc.com
 metals 6020: report Lead with 0.5ug/L RL
 TPH-Diesel only; VOCs: include gasoline by 8260B
 MA-EPH & VPH subcontracted to Gulf Coast Analytical.
 See attached email for sample deficiencies*





Sample Distribution:

Charges:

Invoice To:

GC: 3-\$SIMHC12W, 3-\$TPETD2
Extractions: 3- SEP004S, 3- SEP011
VOA: 4-\$86RHBF 12-7
Metals: 3-\$602D(Pb) 11-15
Other: 3- M3015, 3-SUB

same

Client ID	APPL ID	Sampled	Analyses Requested
1. ES053	MSMSD AY49559W 	10/26/11 10:43	\$602D(Pb), \$86RHBF, \$SIMHC12W, \$TPETD2, SUB -- Metals not FIELD FILTERED, VOA UN-PRES.
2. ES054	AY48560W 	10/26/11 07:00	\$86RHBF -- unpreserved VOA vials
3. ES055	AY49561W 	10/26/11 14:45	\$602D(Pb), \$86RHBF, \$SIMHC12W, \$TPETD2, SUB -- unpreserved VOA vials
4. ES056	AY49562W 	10/26/11 12:00	\$602D(Pb), \$86RHBF, \$SIMHC12W, \$TPETD2, SUB -- unpreserved VOA vials

Note: All times, excluding sample collection times, are Pacific Time Zone unless noted otherwise. Collection times are in: HAST

66133



APPL, Inc.
908 N Temperance Ave
Clovis, CA 93611

CHAIN OF CUSTODY RECORD

Phone: (559) 275-2175
Fax: (559) 275-4422

C.O.C. 35463

Report to: PLEASE PRINT Company Name: <u>Environet Inc</u> Phone: <u>808 833-2225</u> Address: <u>650 Iwilei Rd #204</u> <u>Honolulu, HI</u> Attn: <u>Stacey Fineran</u>	Invoice to: PLEASE PRINT Company Name: <u>Environet Inc</u> Phone: <u>808 833-2225</u> Address: <u>650 Iwilei Rd #204</u> <u>Honolulu, HI</u> Attn: <u>Accounts Payable: Trisha Yasuda</u>
--	--

Project Name/Number	Sampler (Print)	Analysis Requested/Method Number							Date Shipped: <u>10/26/2011</u>								
		Purchase Order Number	Sampler (Signature)	No. of Containers	Matrix			EPA 8015 B TPA-DRO	EPA 8260 TPII-CRO	EPA 8260 VOCS	EPA 8270 C PAHs	EPA 8020 Diss	MADELEPH	VPH	Carrier: <u>Fed Ex press</u>	Waybill No.:	Comments:
Ag	Sed.				Soil	Date Collected	Time Collected										
<u>Red Hill / 1022-024</u>	<u>Stacey Fineran</u>																
<u>ESO 53 MSMSD</u>	<u>RHSF</u>	<u>10/26</u>	<u>1043</u>	<u>51</u>	<u>X</u>			<u>X</u>	<u>X</u>	<u>X</u>	<u>X</u>	<u>X</u>	<u>X</u>	<u>X</u>			<u>HCl was ^{not} rinsed out of v</u>
<u>ESO 54</u>	<u>RHSF</u>	<u>10/26</u>	<u>0700</u>	<u>1</u>	<u>X</u>				<u>X</u>								<u>Dissolved Pb was not</u>
<u>ESO 55</u>	<u>RHSF</u>	<u>10/26</u>	<u>1445</u>	<u>12</u>	<u>X</u>			<u>X</u>	<u>X</u>	<u>X</u>	<u>X</u>	<u>X</u>	<u>X</u>				<u>field filtered for ESO 55</u>
<u>ESO 56</u>	<u>RHSF</u>	<u>10/26</u>	<u>1200</u>	<u>13</u>	<u>X</u>			<u>X</u>	<u>X</u>	<u>X</u>	<u>X</u>	<u>X</u>	<u>X</u>				<u>msmsd.</u>
																	<u>Dissolved Pb was field</u>
																	<u>filtered for ESO 55 +</u>
																	<u>ESO 56.</u>

Shuttle Temperature:	Turnaround Requested: MUST CHECK ONE <input checked="" type="checkbox"/> Standard (2-3 week) <input type="checkbox"/> One week <input type="checkbox"/> 24-48 hour	Sample Disposal: <input type="checkbox"/> Return to client <input checked="" type="checkbox"/> Disposal by Lab (30-day retention)
----------------------	---	--

Relinquished by sampler:	Date	Time	Received by:	Relinquished by:	Date	Time	Received by:
<u>Stacey Fineran</u>	<u>10/27/11</u>	<u>12:15</u>	<u>Fed Ex</u>				
Relinquished by:	Date	Time	Received by:	Relinquished by:	Date	Time	Received at lab by:
					<u>10/28/11</u>	<u>1000</u>	<u>[Signature]</u>

White: Return to client with report Yellow: Laboratory Copy Pink: Sampler
 See reverse side for Container Preservative and Sampling Information

COOLER RECEIPT FORM

1) Project: RED HILL/1022-024 Date Received: 10/28/11
2) Coolers: Number of Coolers: 3
3) YES NO Were coolers and samples screened for radioactivity?
4) YES NO Were custody seals on outside of cooler? How many? 6 Date on seal? 10/27/11
5) Name on seal? See label
6) YES NO NA Were custody seals unbroken and intact at the time of arrival?
7) YES NO Did the cooler come with a shipping slip (air bill, etc.)? Carrier name: Fed Ex
8) Shipping slip numbers: 1) 8768 4695 9761 2) 3)
9) YES NO NA Was the shipping slip scanned into the database?
10) YES NO NA If cooler belongs to APPL, has it been logged into the ice chest database?
11) Describe type of packing in cooler (bubble wrap, popcorn, type of ice, etc.): bubble bag, Ziploc in wet ice

12) YES NO NA For hand delivered samples was sufficient ice present to start the cooling process?
13) YES NO Was a temperature blank included in the cooler?
14) Serial number of certified NIST thermometer used: A39267 Correction factor: 0
15) Cooler temp(s): 1) 3.5 2) 2.0C 3) 2.0C 4) 2.0C 5) 6) 7) 8)

Chain of custody: 42 10/28/11
16) YES NO Was a chain of custody received?
17) YES NO Were the custody papers signed in the appropriate places?
18) YES NO Was the project identifiable from custody papers?
19) YES NO Did the chain of custody include date and time of sampling?
20) YES NO Is location where sample was taken listed on the chain of custody?

Sample Labels:
21) YES NO Were container labels in good condition?
22) YES NO Was the client ID on the label?
23) YES NO Was the date of sampling on the label?
24) YES NO Was the time of sampling on the label?
25) YES NO Did all container labels agree with custody papers?

Sample Containers:
26) YES NO Were all containers sealed in separate bags?
27) YES NO Did all containers arrive unbroken?
28) YES NO Was there any leakage from samples?
29) YES NO Were any of the lids cracked or broken?
30) YES NO Were correct containers used for the tests indicated?
31) YES NO Was a sufficient amount of sample sent for tests indicated?
32) YES NO NA Were bubbles present in volatile samples? If yes, the following were received with air bubbles:
Larger than a pea:
Smaller than a pea: AY49559W27

Preservation & Hold time:
33) YES NO NA Was a sufficient amount of holding time remaining to analyze the samples?
34) YES NO NA Do the sample containers contain the same preservative as what is stated on the COC?
35) YES NO NA Was the pH taken of all non-VOA preserved samples and written on the sample container?
36) YES NO NA Was the pH of acid preserved non-VOA samples < 2 & sodium hydroxide preserved samples > 12?
37) YES NO NA Unpreserved VOA Vials received?
38) YES NO NA Are unpreserved VOA vials noted in the ADD TEST FIELD on the ARF?

Lab notified if pH was not adequate: Metal filter and preserved 1 bottle 500ml E5053 9x10-31-11
Deficiencies: COC listed 12 containers for Sample E5055 but received total of 13 containers. COC listed 13 containers for Sample E5056 but received total of 12 containers. (I do not remember if there is 4 voa vial nonpreserved because usually there is 4 voa vial nonpreserved but this sample has only 3 voa vial nonpreserved) - I talk with Renee about it and she said it is okay. Also what do you want to do with the metal bottles for Sample E5053? COC says it's not field filter (500ml plastic HDPE - Dissolved Pb). Received 2 Amber liter broken, 10 left for E5053 mg/mgd.

Signature of personnel receiving samples: Young J Second reviewer:
Signature of project manager notified: Renee Date and Time of notification: 10-28-11
Name of client notified: Date and Time of notification:
Information given to client: by whom (Initials):

CUSTODY SEAL
APPL, Inc. (559) 275-2175
Initials JT
Date 10/27

Receiving at APPL Inc.

From: "Receiving at APPL Inc." <receiving@applinc.com>
To: "Cynthia Clark" <cclark@applinc.com>
Cc: "Renée Patterson" <rpatterson@applinc.com>; "Sharon Dehmlow" <sdehmlow@applinc.com>
Sent: Friday, October 28, 2011 4:56 PM
Attach: COC66133a.pdf; ARF 66133 Broken Amber.jpg
Subject: ARF 66133 Deficiencies
Cynthia,

COC listed 12 containers for Sample ES055 but received total of 13 containers. COC listed 13 containers for Sample ES056 but received total of 12 (I do not remember if there is 4 voa vials nonpreserved usually there is 4 voa vials nonpreserved but this sample has only 3 voa vials. I can remember if I mis place it or not.) - I talked with Renee about it and she said it is okay. Also what do you want to do with the Metals bottles for Sample ES053 ms/msd - COC says it is not field filter (500mLplastic HNO3 - Dissolved Pb) and Label says None for preservative but bottles have our HNO3 preservative label on. Received 2 Amber liters broken, 10 left for Sample ES053 ms/msd. Client is Environet, Inc., ARF 66133, and Job# RED HILL/1022-024.

Thanks,

Yang Lor



**EPA 8015 Modified
Total Petroleum Hydrocarbons**

**EPA 8015 Modified
Total Petroleum Hydrocarbons
QC Summary**

Method Blank
TPH Diesel Water

Blank Name/QCG: 111102W-49559 - 161037
Batch ID: #TPETD-111102A

APPL Inc.
908 North Temperance Avenue
Clovis, CA 93611

Sample Type	Analyte	Result	LOQ	LOD	DL	Units	Extraction Date	Analysis Date
BLANK	DIESEL FUEL	80.8 U	150	80.8	40.4	ug/L	11/02/11	11/09/11
BLANK	SURROGATE: OCTACOSANE (S)	82.0	28-142			%	11/02/11	11/09/11
BLANK	SURROGATE: ORTHO-TERPHEN	86.4	57-132			%	11/02/11	11/09/11

Quant Method: TPH1108.M
Run #: 1108071
Instrument: Apollo
Sequence: 111108
Initials: LA

Surrogate Recovery

Lab Name: APPL, Inc.
 Case No: 66133
 Matrix: WATER

SDG No: 66133
 Date Analyzed: 11/09/11
 Instrument: Apollo

APPL ID.	Client Sample No.	SURROGATE: OCTACOSANE (S)			SURROGATE: ORTHO-TERPHENYL (S)		
		Limits	Result	Qualifier	Limits	Result	Qualifier
111102A-BLK	Blank	28-142	82.0		57-132	86.4	
111102A-LCS	Lab Control Spike	28-142	80.0		57-132	98.0	
AY49559-MS	Matrix Spike	28-142	78.0		57-132	105	
AY49559-MSD	Matrix SpikeD	28-142	77.3		57-132	92.7	
AY49559	ES053	28-142	71.9		57-132	79.1	
AY49561	ES055	28-142	75.0		57-132	80.2	
AY49562	ES056	28-142	73.3		57-132	81.0	

Comments: Batch: #TPETD-111102A

Laboratory Control Spike Recovery
TPH Diesel Water

APPL ID: 111102W-49559 LCS - 161037
Batch ID: #TPETD-111102A

APPL Inc.
908 North Temperance Avenue
Clovis, CA 93611

Compound Name	Spike Level ug/L	SPK Result ug/L	SPK % Recovery	Recovery Limits
DIESEL FUEL	2000	1790	89.5	61-143
SURROGATE: OCTACOSANE (S)	150	120	80.0	28-142
SURROGATE: ORTHO-TERPHENYL (S)	150	147	98.0	57-132

Comments: _____

Primary	SPK
Quant Method :	TPH1108.M
Extraction Date :	11/02/11
Analysis Date :	11/09/11
Instrument :	Apollo
Run :	1108072
Initials :	LA

Matrix Spike Recoveries

TPH Diesel Water

APPL ID: 111102W-49559 MS - 161037
 Batch ID: #TPETD-111102A
 Sample ID: AY49559
 Client ID: ES053

APPL Inc.
 908 North Temperance Avenue
 Clovis, CA 93611

Compound Name	Spike Lvl ug/L	Matrix Result ug/L	SPK Result ug/L	DUP Result ug/L	SPK % Recovery	DUP % Recovery	Recovery Limits	RPD %	RPD Limits
DIESEL FUEL	2000	ND	1980	1730	99.0	86.5	61-143	13.5	30
SURROGATE: OCTACOSANE (S)	150	NA	117	116	78.0	77.3	28-142		
SURROGATE: ORTHO-TERPHENYL (S)	150	NA	157	139	105	92.7	57-132		

Comments: _____

<u>Primary</u>	<u>SPK</u>	<u>DUP</u>
Quant Method :	TPH1108.M	TPH1108.M
Extraction Date :	11/02/11	11/02/11
Analysis Date :	11/09/11	11/09/11
Instrument :	Apollo	Apollo
Run :	1108073	1108074
Initials :	LA	

EPA 8015B-e

Form 4

Blank Summary

Lab Name: APPL, Inc.

SDG No: 66133

Case No: 66133

Date Analyzed: 11/09/11

Matrix: WATER

Instrument: Apollo

Blank ID: 111102A-BLK

Time Analyzed: 1806

<u>APPL ID.</u>	<u>Client Sample No.</u>	<u>File ID.</u>	<u>Date Analyzed</u>
111102A-BLK	Blank	1108071	11/09/11 1806
111102A-LCS	Lab Control Spike	1108072	11/09/11 1829
111102A-MS	Matrix Spike	1108073	11/09/11 1853
111102A-MSD	Matrix Spiked	1108074	11/09/11 1917
AY49559	ES053	1108075	11/09/11 1940
AY49561	ES055	1108076	11/09/11 2004
AY49562	ES056	1108077	11/09/11 2028

Comments: Batch: #TPETD-111102A

**EPA 8015 Modified
Total Petroleum Hydrocarbons
Sample Data**

TPH Diesel Water

Environet, Inc.
650 Iwilei Rd, #204
Honolulu, HI 96817

APPL Inc.
908 North Temperance Avenue
Clovis, CA 93611

Attn: Stacey Fineran
Project: RED HILL/1022-024

ARF: 66133
APPL ID: AY49559
QCG: #TPETD-111102A-161037

Sample ID: ES053

Sample Collection Date: 10/26/11

Method	Analyte	Result	LOQ	LOD	DL	Units	Extraction Date	Analysis Date
EPA 8015B-	DIESEL FUEL	80.8 U	150	80.8	40.4	ug/L	11/02/11	11/09/11
EPA 8015B-	SURROGATE: OCTACOSANE (S)	71.9	28-142			%	11/02/11	11/09/11
EPA 8015B-	SURROGATE: ORTHO-TERPHENYL (S)	79.1	57-132			%	11/02/11	11/09/11

Quant Method: TPH1108.M
Run #: 1108075
Instrument: Apollo
Sequence: 111108
Dilution Factor: 1
Initials: LA

Printed: 11/10/11 8:54:30 AM
APPL-F1-SC-NoMC-REG MDLs

Data File : G:\APOLLO\DATA\111108\1108075.D Vial: 75
 Acq On : 11-9-11 19:40:50 Operator: LAC
 Sample : AY49559W37 5/1050 Inst : Apollo
 Misc : Water Multiplr: 4.76
 IntFile : events.e
 Quant Time: Nov 10 8:49 2011 Quant Results File: TPH1108.RES

Method : G:\APOLLO\DATA\111108\TPH1108.M (Chemstation Integrator)
 Title : Diesel
 Last Update : Tue Nov 15 16:54:35 2011
 Response via : Multiple Level Calibration

Volume Inj. : 2UL
 Signal Phase : DB-5
 Signal Info : FID02A

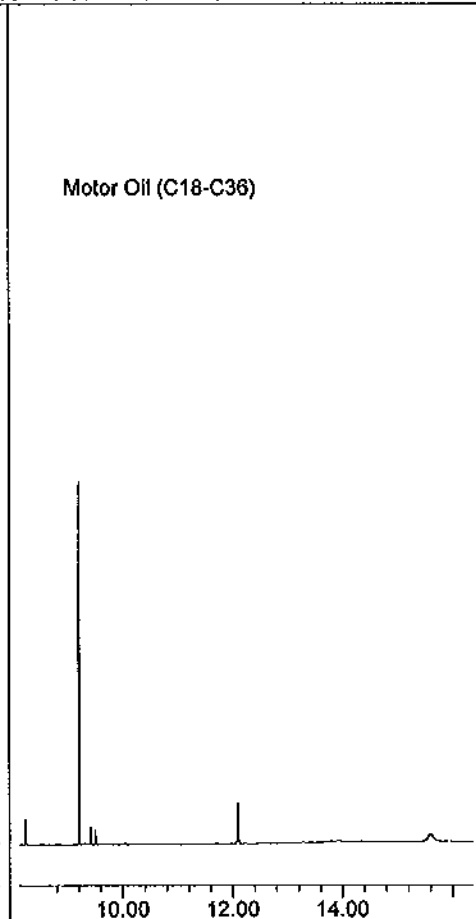
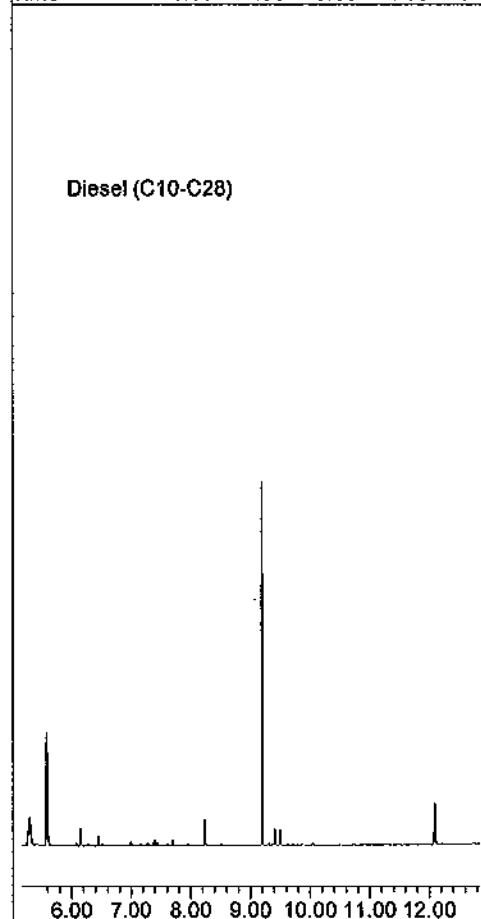
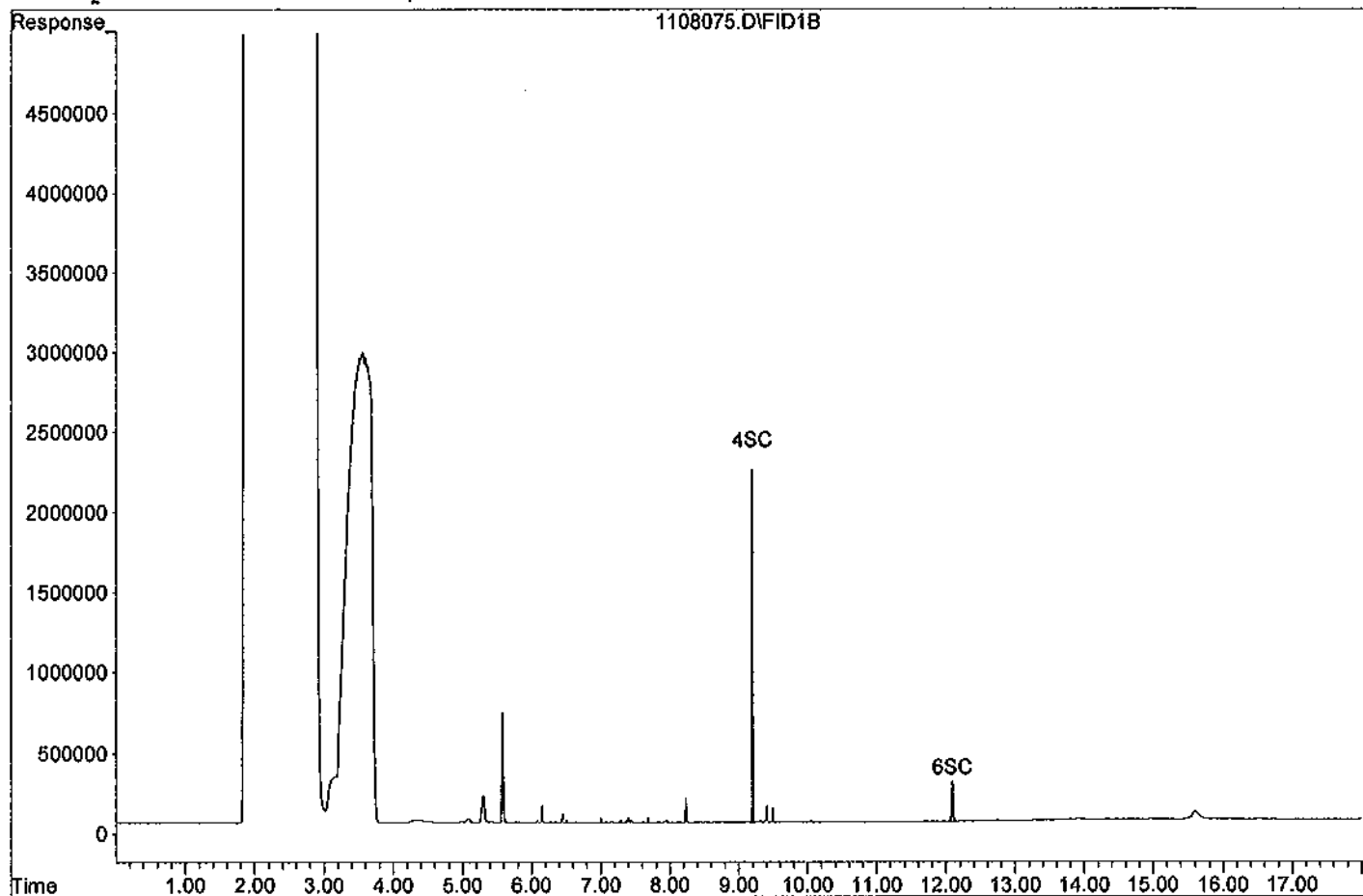
Compound	R.T.	Response	Conc Units

System Monitoring Compounds			
4) SC Ortho-Terphenyl(S)	9.20	14399164	112.949 ppb
Surrogate Spike 142.857		Recovery =	79.06%
6) SC Octacosane(S)	12.09	3320233	102.766 ppb
Surrogate Spike 142.857		Recovery =	71.94%

Target Compounds

Data File: G:\APOLLO\DATA\111108\1108075.D

Sample : AY49559W37 5/1050



TPH Diesel Water

Environet, Inc.
650 Iwilei Rd, #204
Honolulu, HI 96817

APPL Inc.
908 North Temperance Avenue
Clovis, CA 93611

Attn: Stacey Fineran

Project: RED HILL/1022-024

Sample ID: ES055

Sample Collection Date: 10/26/11

ARF: 66133

APPL ID: AY49561

QCG: #TPETD-111102A-161037

Method	Analyte	Result	LOQ	LOD	DL	Units	Extraction Date	Analysis Date
EPA 8015B-	DIESEL FUEL	80.8 U	150	80.8	40.4	ug/L	11/02/11	11/09/11
EPA 8015B-	SURROGATE: OCTACOSANE (S)	75.0	28-142			%	11/02/11	11/09/11
EPA 8015B-	SURROGATE: ORTHO-TERPHENYL (S)	80.2	57-132			%	11/02/11	11/09/11

Quant Method: TPH1108.M
Run #: 1108076
Instrument: Apollo
Sequence: 111108
Dilution Factor: 1
Initials: LA

Printed: 11/10/11 8:54:30 AM
APPL-F1-SC-NoMC-REG MDLs

Data File : G:\APOLLO\DATA\111108\1108076.D Vial: 76
 Acq On : 11-9-11 20:04:26 Operator: LAC
 Sample : AY49561W09 5/1050 Inst : Apollo
 Misc : Water Multiplr: 4.76
 IntFile : events.e
 Quant Time: Nov 10 8:49 2011 Quant Results File: TPH1108.RES

Method : G:\APOLLO\DATA\111108\TPH1108.M (Chemstation Integrator)
 Title : Diesel
 Last Update : Tue Nov 15 16:54:35 2011
 Response via : Multiple Level Calibration

Volume Inj. : 2UL
 Signal Phase : DB-5
 Signal Info : FID02A

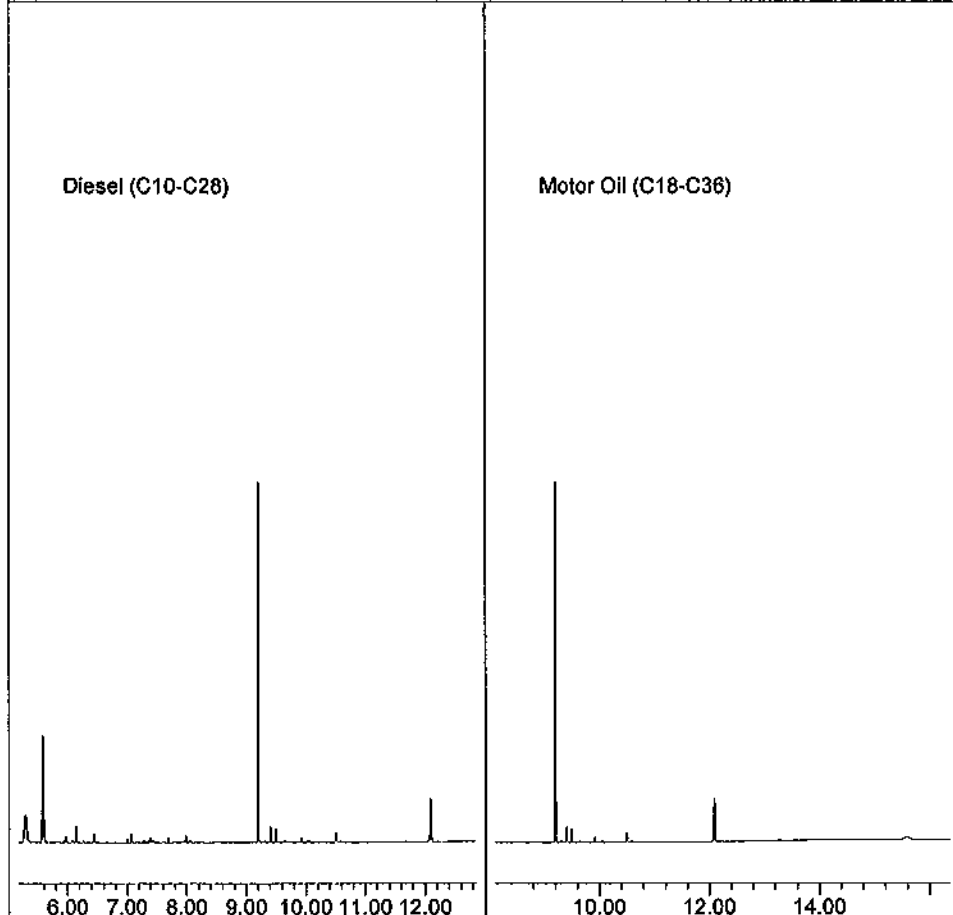
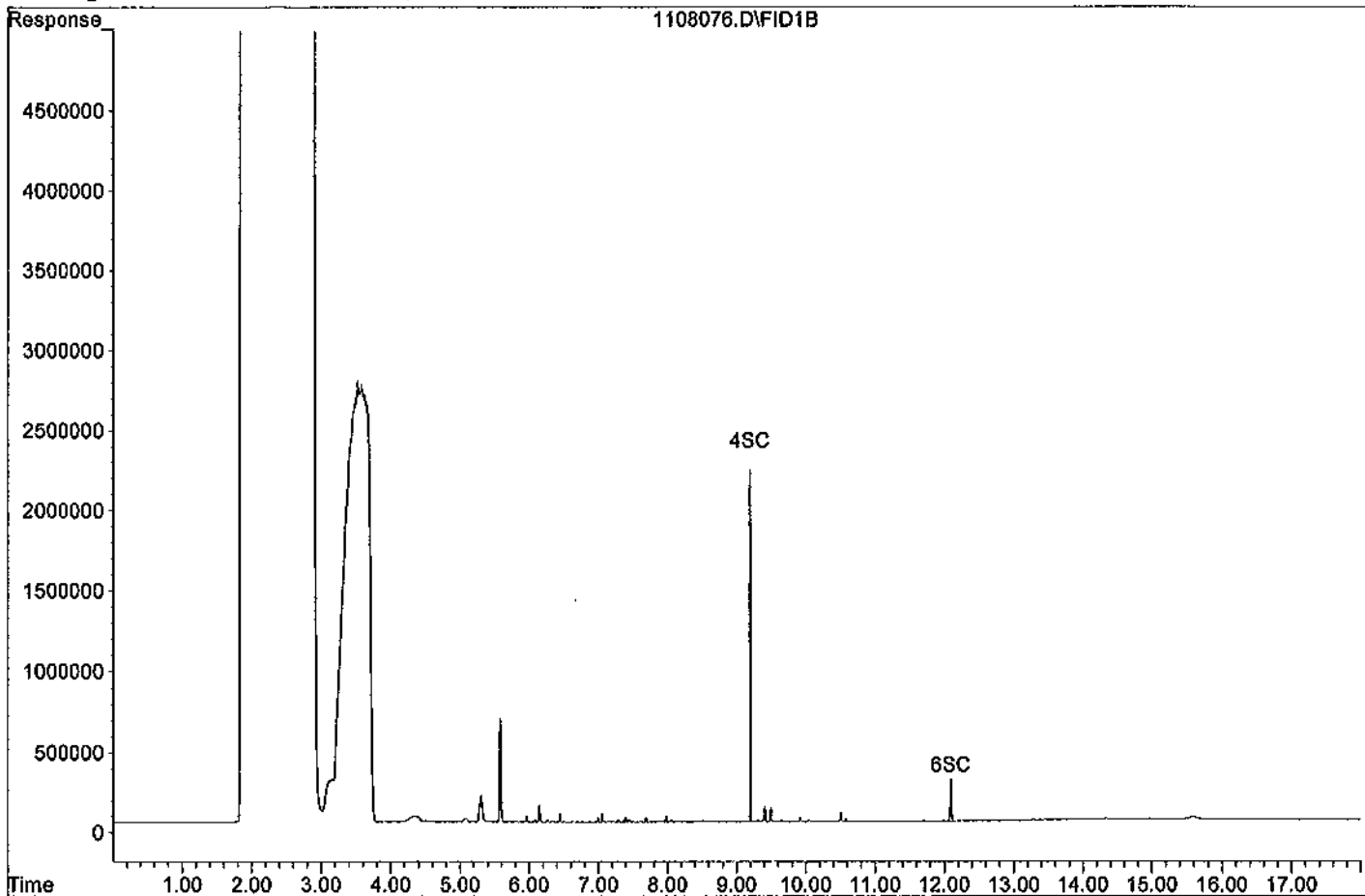
Compound	R.T.	Response	Conc Units
----------	------	----------	------------

System Monitoring Compounds			
4) SC Ortho-Terphenyl(S)	9.20	14608641	114.592 ppb
Surrogate Spike 142.857		Recovery =	80.21%
6) SC Octacosane(S)	12.09	3460769	107.116 ppb
Surrogate Spike 142.857		Recovery =	74.98%

Target Compounds

Data File: G:\APOLLO\DATA\111108\1108076.D

Sample : AY49561W09 5/1050



TPH Diesel Water

Environet, Inc.
650 Iwilei Rd, #204
Honolulu, HI 96817

APPL Inc.
908 North Temperance Avenue
Clovis, CA 93611

Attn: Stacey Fineran
Project: RED HILL/1022-024

ARF: 66133
APPL ID: **AY49562**
QCG: #TPETD-111102A-161037

Sample ID: **ES056**

Sample Collection Date: 10/26/11

Method	Analyte	Result	LOQ	LOD	DL	Units	Extraction Date	Analysis Date
EPA 8015B-	DIESEL FUEL	80.8 U	150	80.8	40.4	ug/L	11/02/11	11/09/11
EPA 8015B-	SURROGATE: OCTACOSANE (S)	73.3	28-142			%	11/02/11	11/09/11
EPA 8015B-	SURROGATE: ORTHO-TERPHENYL (S)	81.0	57-132			%	11/02/11	11/09/11

Quant Method: TPH1108.M
Run #: 1108077
Instrument: Apollo
Sequence: 111108
Dilution Factor: 1
Initials: LA

Printed: 11/10/11 8:54:30 AM
APPL-F1-SC-NoMC-REG MDLs

Data File : G:\APOLLO\DATA\111108\1108077.D Vial: 77
 Acq On : 11-9-11 20:28:02 Operator: LAC
 Sample : AY49562W11 5/1050 Inst : Apollo
 Misc : Water Multiplr: 4.76
 IntFile : events.e
 Quant Time: Nov 10 8:50 2011 Quant Results File: TPH1108.RES

Method : G:\APOLLO\DATA\111108\TPH1108.M (Chemstation Integrator)
 Title : Diesel
 Last Update : Tue Nov 15 16:54:35 2011
 Response via : Multiple Level Calibration

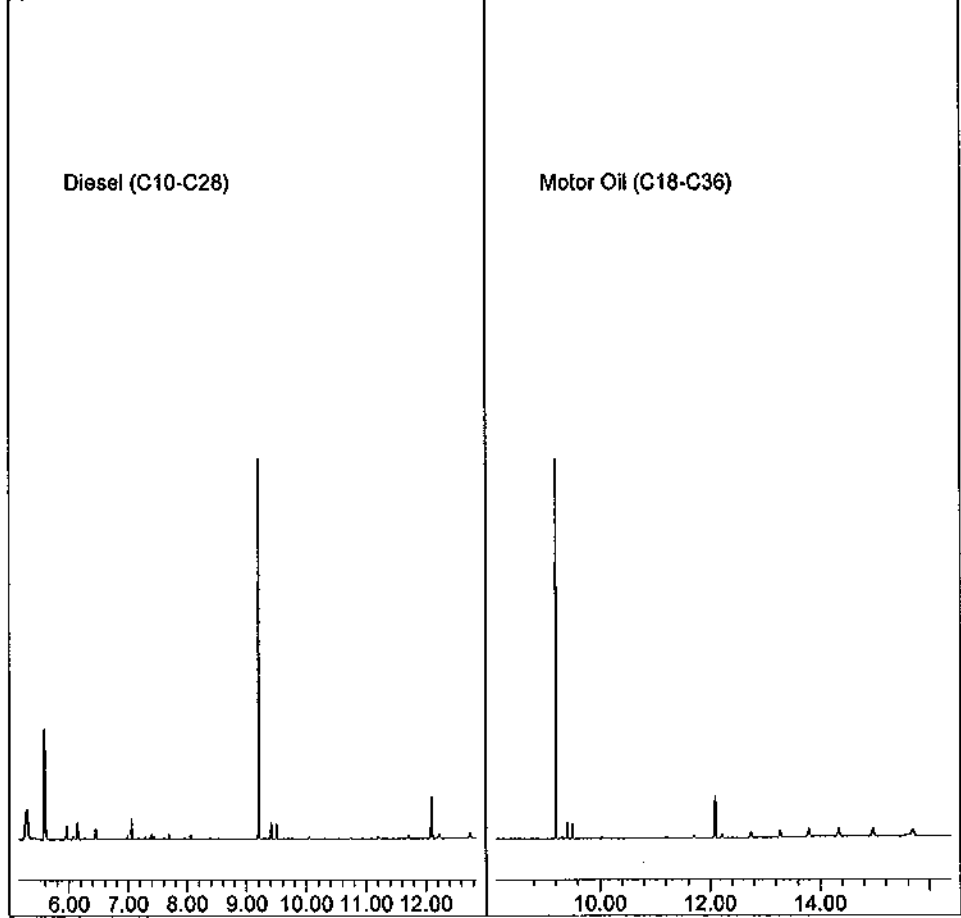
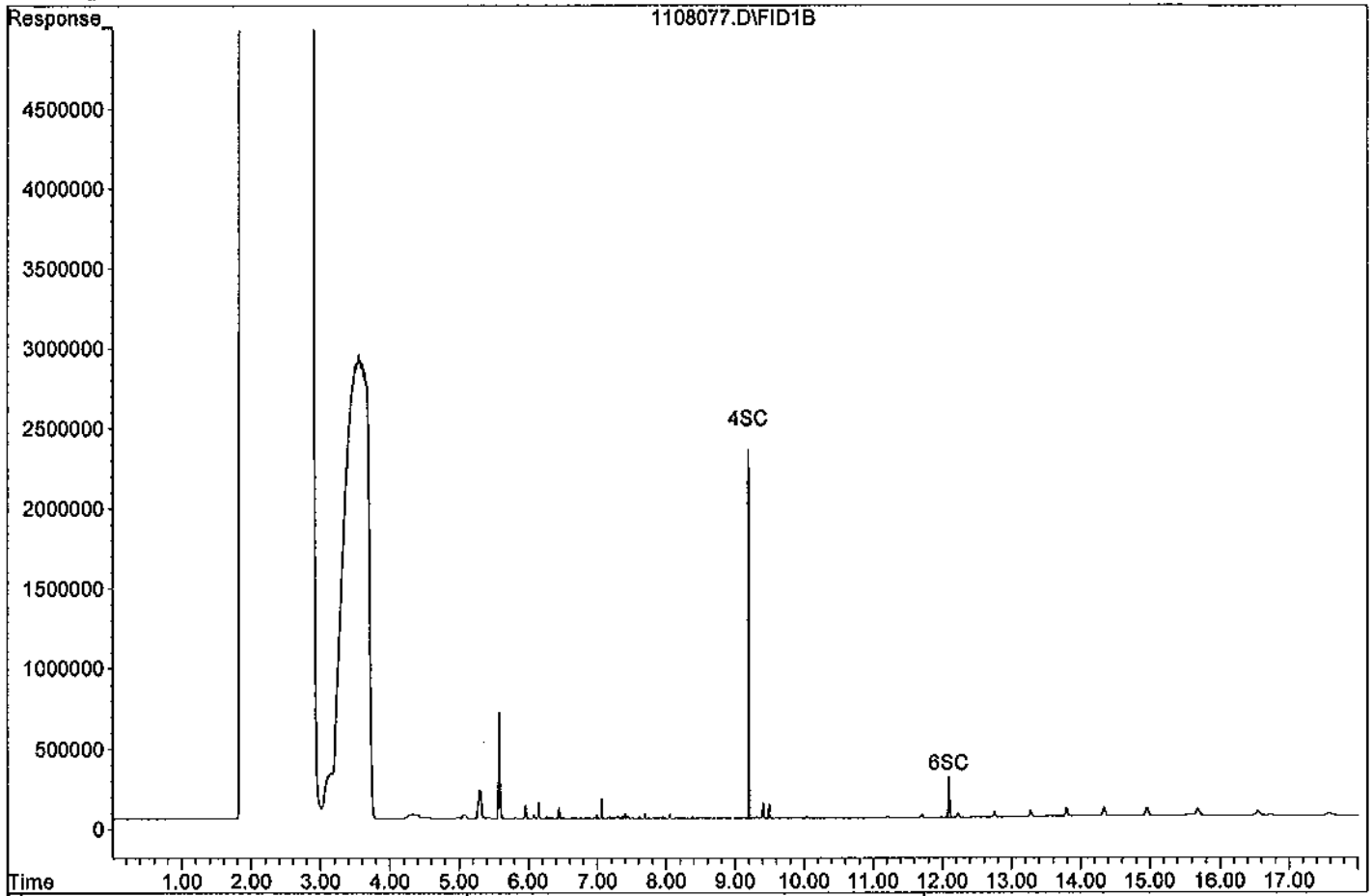
Volume Inj. : 2UL
 Signal Phase : DB-5
 Signal Info : FID02A

Compound	R.T.	Response	Conc Units

System Monitoring Compounds			
4) SC Ortho-Terphenyl(S)	9.20	14752468	115.720 ppb
Surrogate Spike 142.857		Recovery =	81.00%
6) SC Octacosane(S)	12.09	3384282	104.748 ppb
Surrogate Spike 142.857		Recovery =	73.32%

Target Compounds

Data File: G:\APOLLO\DATA\111108\1108077.D
Sample : AY49562W11 5/1050



**EPA 8015 Modified
Total Petroleum Hydrocarbons
Calibration Data**

TPH Extractables

TPH1108

Form 6
Initial Calibration

Lab Name: APPL, Inc.

SDG No: 66133

Case No: _____

Initial Cal. Date: 11/08/11

Matrix: _____

Instrument: Apollo

Initials: LAC

1108069.D 1108018.D 1108019.D 1108020.D 1108021.D 1108022.D

	Compound	1	2	3	4	5	6					Avg	%RSD		
1	HATML Diesel (C10-C28)	613132	243101	243681	243678	244044	245201					305473	49	HATML	1.000
2	HBTM Motor Oil (C18-C36)	140437	99632	104190	111186	116539	125373					116226	13	HBTM	
3	SA Not Used(S)	302444	320737	318016	323983	383528	387566					339379	11	SA	
4	SC Ortho-Terphenyl(S)	292692	322827	291343	308250	301021	305069					303534	3.8	SC	
5	SA Not Used2(S)		81698	75651	78041	78921	79877					78838	2.8	SA	
6	SC Octacosane(S)	74061	79772	73618	77274	77396	79433					76925	3.4	SC	
7															
8															
9															
10															
11															
12															
13															
14															
15															
16															
17															
18															
19															
20															
21															
22															
23															
24															
25															
26															
27															
28															
29															
30															
31															
32															
33															
34															
35															

2.3712952

Data File : G:\APOLLO\DATA\111108\1108005.D Vial: 5
 Acq On : 11-8-11 15:50:59 Operator: LAC
 Sample : DIESEL 100/1000 Inst : Apollo
 Misc : Mix(A) Multiplr: 1.00
 IntFile : events.e
 Quant Time: Nov 10 8:37 2011 Quant Results File: TPH1108.RES

Method : G:\APOLLO\DATA\111108\TPH1108.M (Chemstation Integrator)
 Title : Diesel
 Last Update : Thu Nov 10 08:39:08 2011
 Response via : Multiple Level Calibration

Volume Inj. : 2UL
 Signal Phase : DB-5
 Signal Info : FID02A


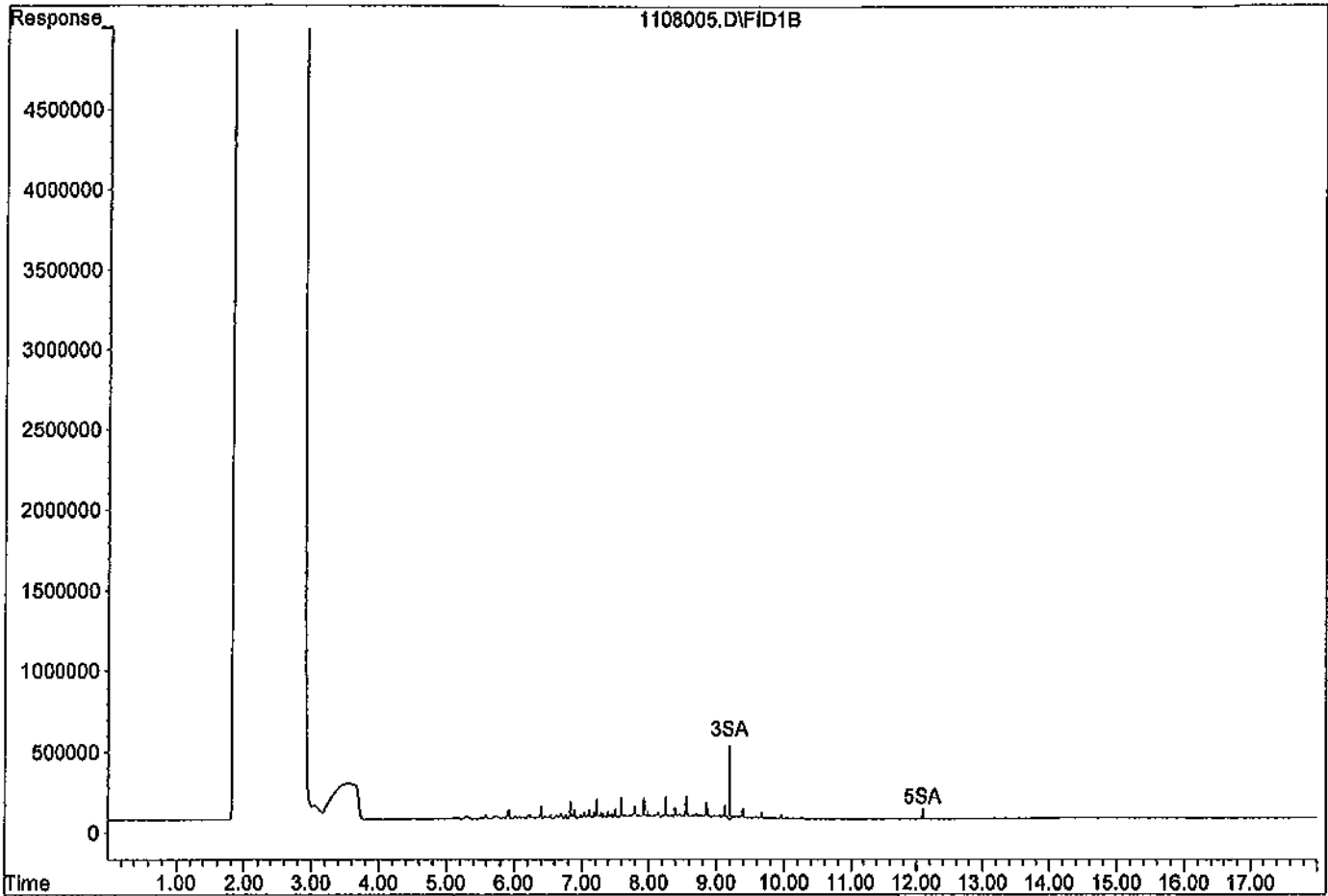
Compound	R.T.	Response	Conc Units

System Monitoring Compounds			
3) SA Not Used(S)	9.20	3207373	2.983 ppb
Surrogate Spike 30.000		Recovery =	9.94%
5) SA Not Used2(S)	12.09	816983	1.649 ppb
Surrogate Spike 30.000		Recovery =	5.50%
Target Compounds			
1) HATM Diesel (C10-C28)	9.01	48620150	57.751 ppb

Quantitation Report

Data File: G:\APOLLO\DATA\111108\1108005.D

Sample : DIESEL 100/1000



Data File : G:\APOLLO\DATA\111108\1108006.D Vial: 6
 Acq On : 11-8-11 16:14:36 Operator: LAC
 Sample : DIESEL 400/1000 Inst : Apollo
 Misc : Mix(A) Multiplr: 1.00
 IntFile : events.e
 Quant Time: Nov 10 8:37 2011 Quant Results File: TPH1108.RES

Method : G:\APOLLO\DATA\111108\TPH1108.M (Chemstation Integrator)
 Title : Diesel
 Last Update : Thu Nov 10 08:39:08 2011
 Response via : Multiple Level Calibration

Volume Inj. : 2UL
 Signal Phase : DB-5
 Signal Info : FID02A

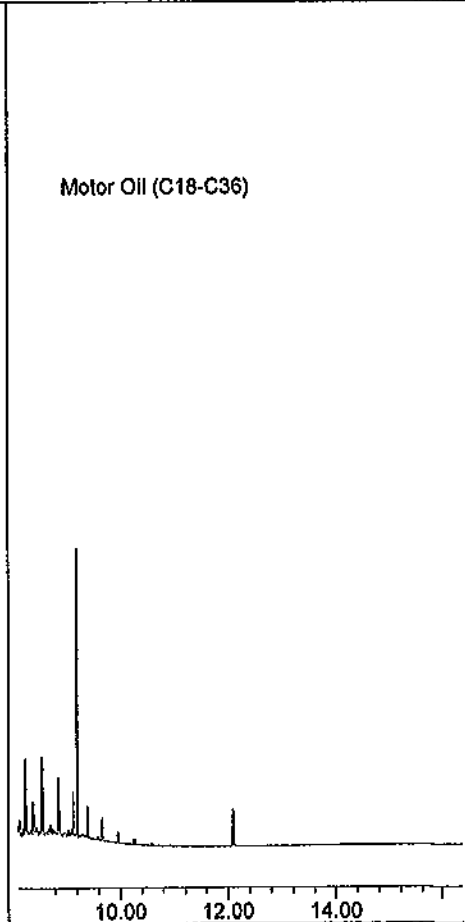
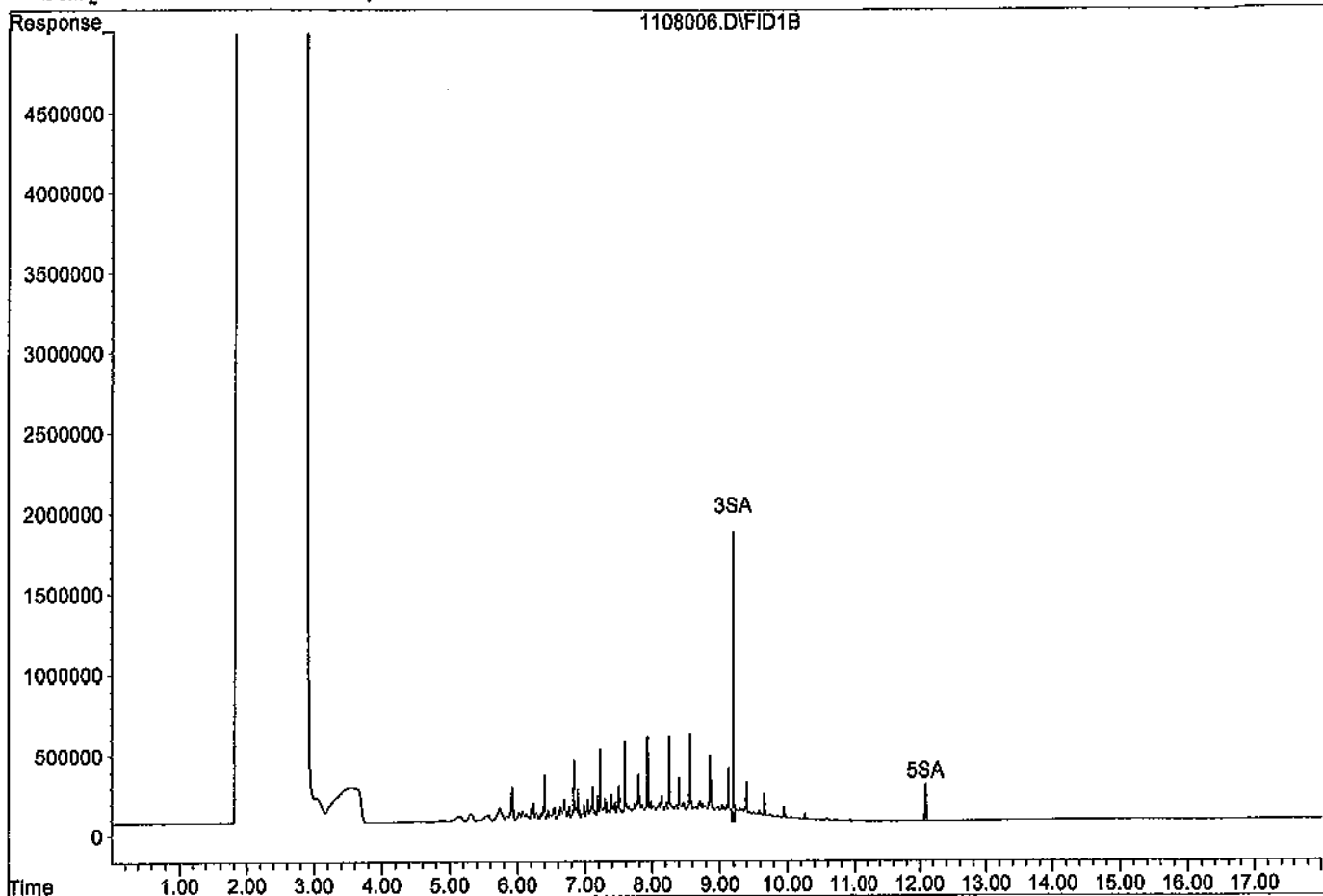
Compound	R.T.	Response	Conc Units

System Monitoring Compounds			
3) SA Not Used(S)	9.20	12720627	11.832 ppb
Surrogate Spike 30.000		Recovery =	39.44%
5) SA Not Used2(S)	12.09	3026041	6.108 ppb
Surrogate Spike 30.000		Recovery =	20.36%
Target Compounds			
1) HATM Diesel (C10-C28)	9.01	194945056	231.556 ppb

Quantitation Report

Data File: G:\APOLLO\DATA\111108\1108006.D

Sample : DIESEL 400/1000



Data File : G:\APOLLO\DATA\111108\1108007.D Vial: 7
 Acq On : 11-8-11 16:38:14 Operator: LAC
 Sample : DIESEL 600/1000 Inst : Apollo
 Misc : Mix(A) Multiplr: 1.00
 IntFile : events.e
 Quant Time: Nov 10 8:37 2011 Quant Results File: TPH1108.RES

Method : G:\APOLLO\DATA\111108\TPH1108.M (Chemstation Integrator)
 Title : Diesel
 Last Update : Thu Nov 10 08:39:08 2011
 Response via : Multiple Level Calibration

Volume Inj. : 2UL
 Signal Phase : DB-5
 Signal Info : FID02A

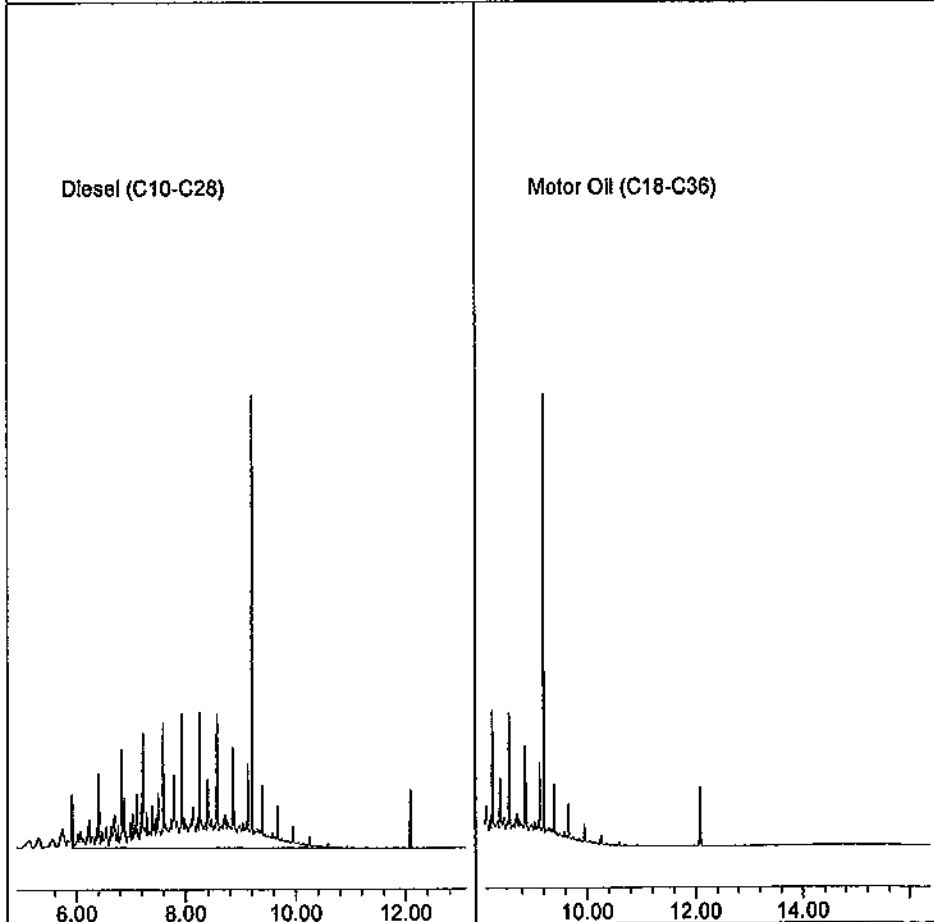
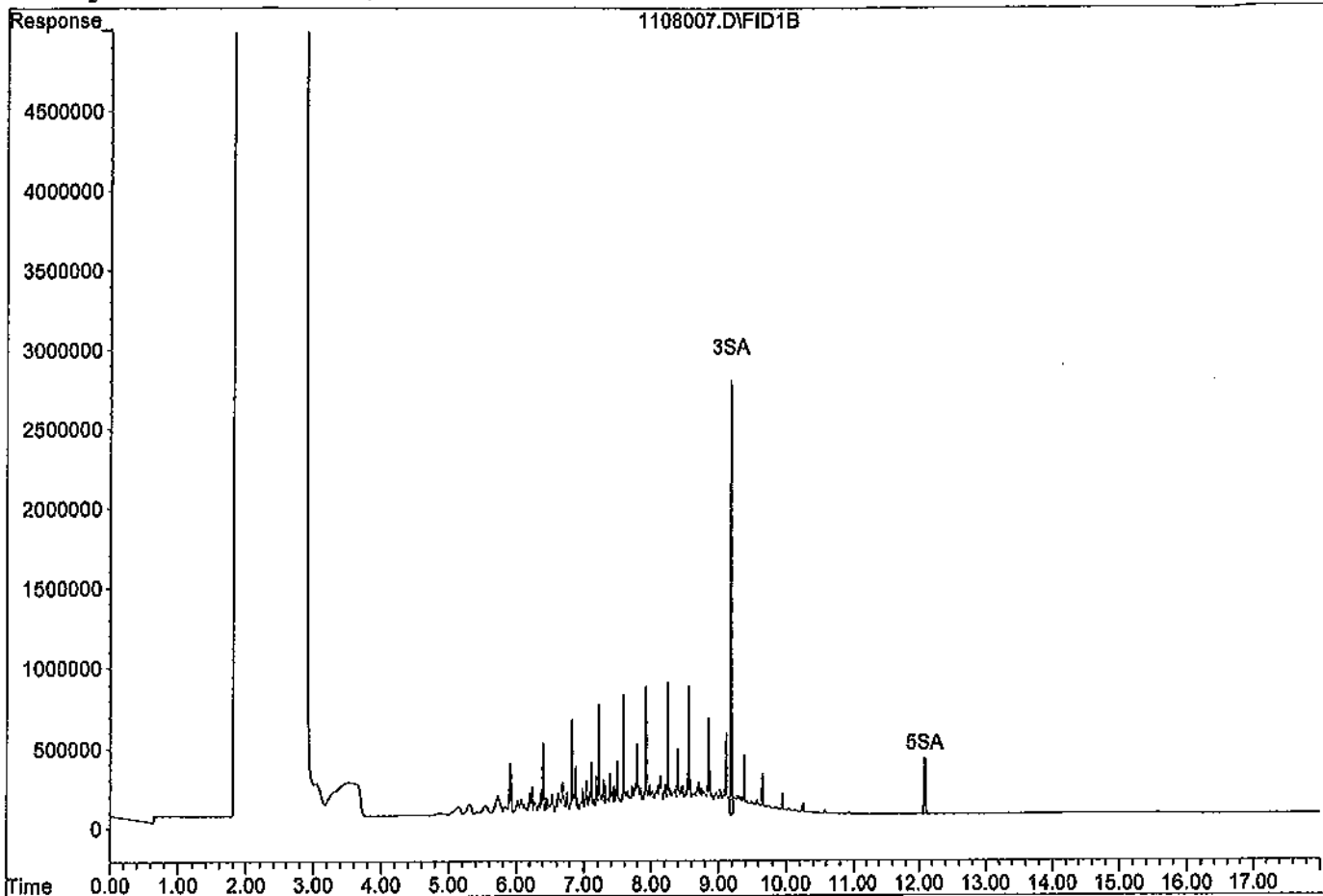
Compound	R.T.	Response	Conc Units

System Monitoring Compounds			
3) SA Not Used(S)	9.20	19438997	18.081 ppb
Surrogate Spike 30.000		Recovery =	60.27%
5) SA Not Used2(S)	12.09	4682445	9.451 ppb
Surrogate Spike 30.000		Recovery =	31.50%
Target Compounds			
1) HATM Diesel (C10-C28)	9.01	292413883	347.330 ppb

Quantitation Report

Data File: G:\APOLLO\DATA\111108\1108007.D

Sample : DIESEL 600/1000



Data File : G:\APOLLO\DATA\111108\1108008.D Vial: 8
 Acq On : 11-8-11 17:01:53 Operator: LAC
 Sample : DIESEL 800/1000 Inst : Apollo
 Misc : Mix(A) Multiplr: 1.00
 IntFile : events.e
 Quant Time: Nov 10 8:37 2011 Quant Results File: TPH1108.RES

Method : G:\APOLLO\DATA\111108\TPH1108.M (Chemstation Integrator)
 Title : Diesel
 Last Update : Thu Nov 10 08:39:08 2011
 Response via : Multiple Level Calibration

Volume Inj. : 2UL
 Signal Phase : DB-5
 Signal Info : FID02A


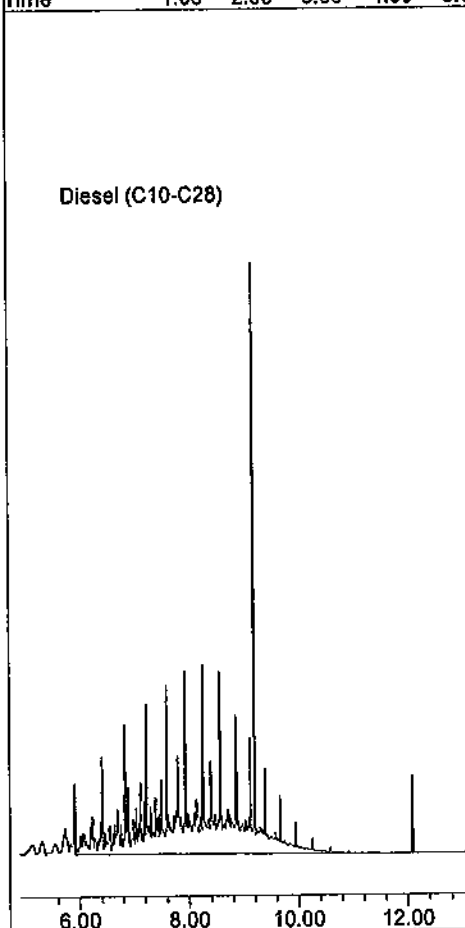
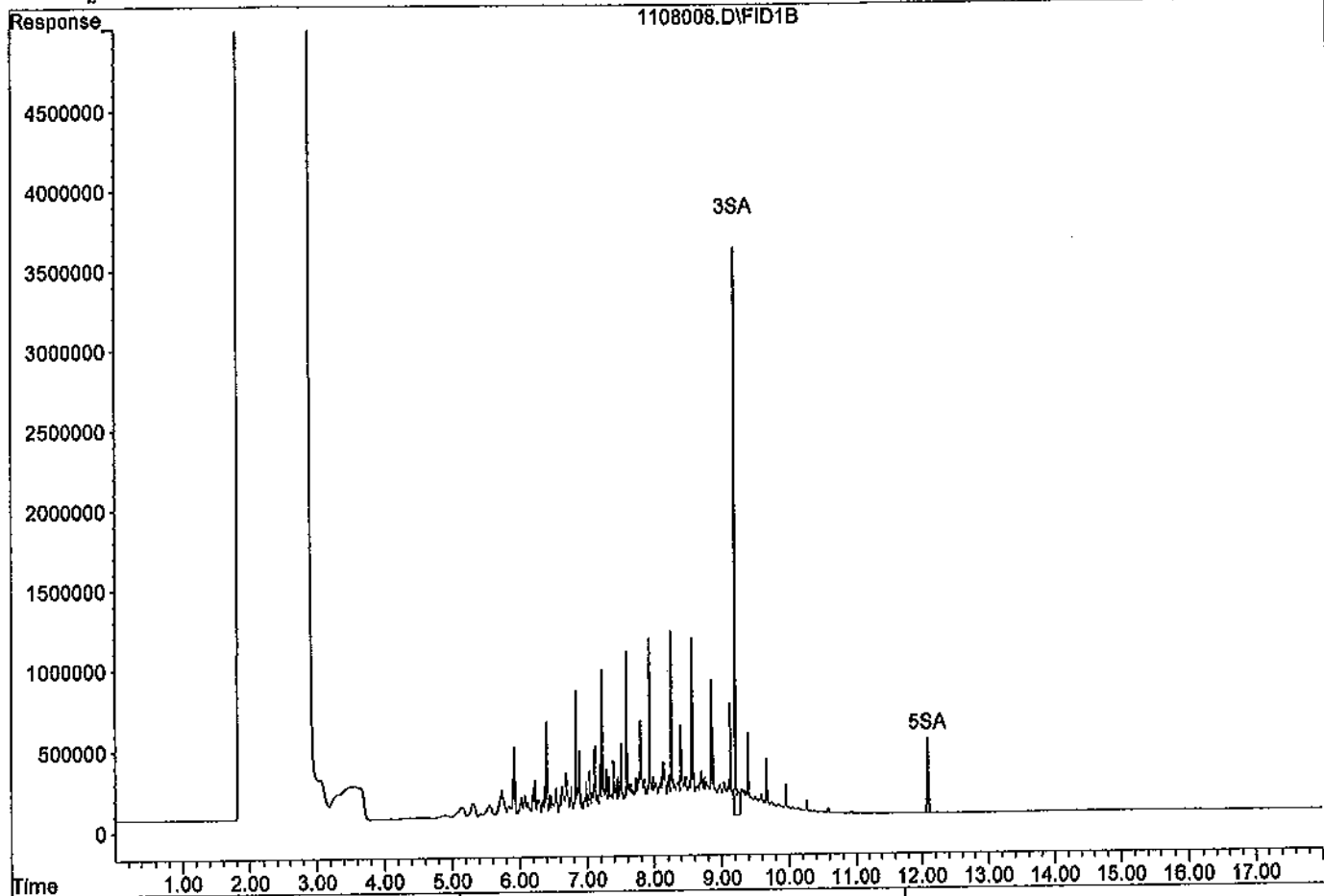
Compound	R.T.	Response	Conc Units

System Monitoring Compounds			
3) SA Not Used(S)	9.20	30682231	28.538 ppb
Surrogate Spike 30.000		Recovery =	95.13%
5) SA Not Used2(S)	12.09	6313667	12.744 ppb
Surrogate Spike 30.000		Recovery =	42.48%
Target Compounds			
1) HATM Diesel (C10-C28)	9.01	390470225	463.801 ppb

Data File: G:\APOLLO\DATA\111108\1108008.D

Sample : DIESEL 800/1000

1108008.D\FID1B



Data File : G:\APOLLO\DATA\111108\1108009.D Vial: 9
 Acq On : 11-8-11 17:25:32 Operator: LAC
 Sample : DIESEL 1000/1000 Inst : Apollo
 Misc : Mix(A) Multiplr: 1.00
 IntFile : events.e
 Quant Time: Nov 10 8:37 2011 Quant Results File: TPH1108.RES

Method : G:\APOLLO\DATA\111108\TPH1108.M (Chemstation Integrator)
 Title : Diesel
 Last Update : Thu Nov 10 08:39:08 2011
 Response via : Multiple Level Calibration

Volume Inj. : 2UL
 Signal Phase : DB-5
 Signal Info : FID02A

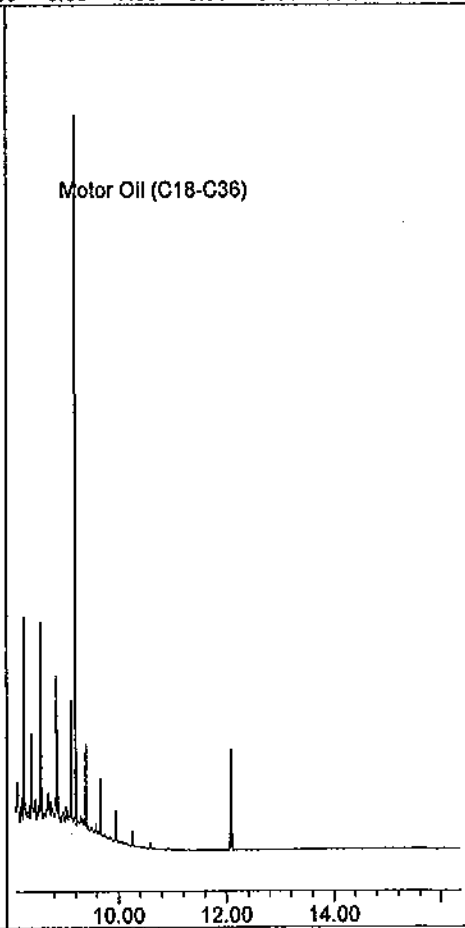
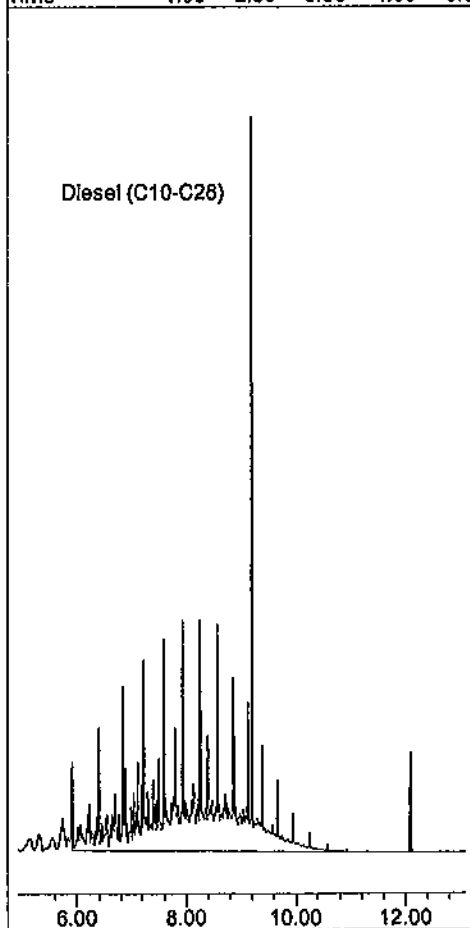
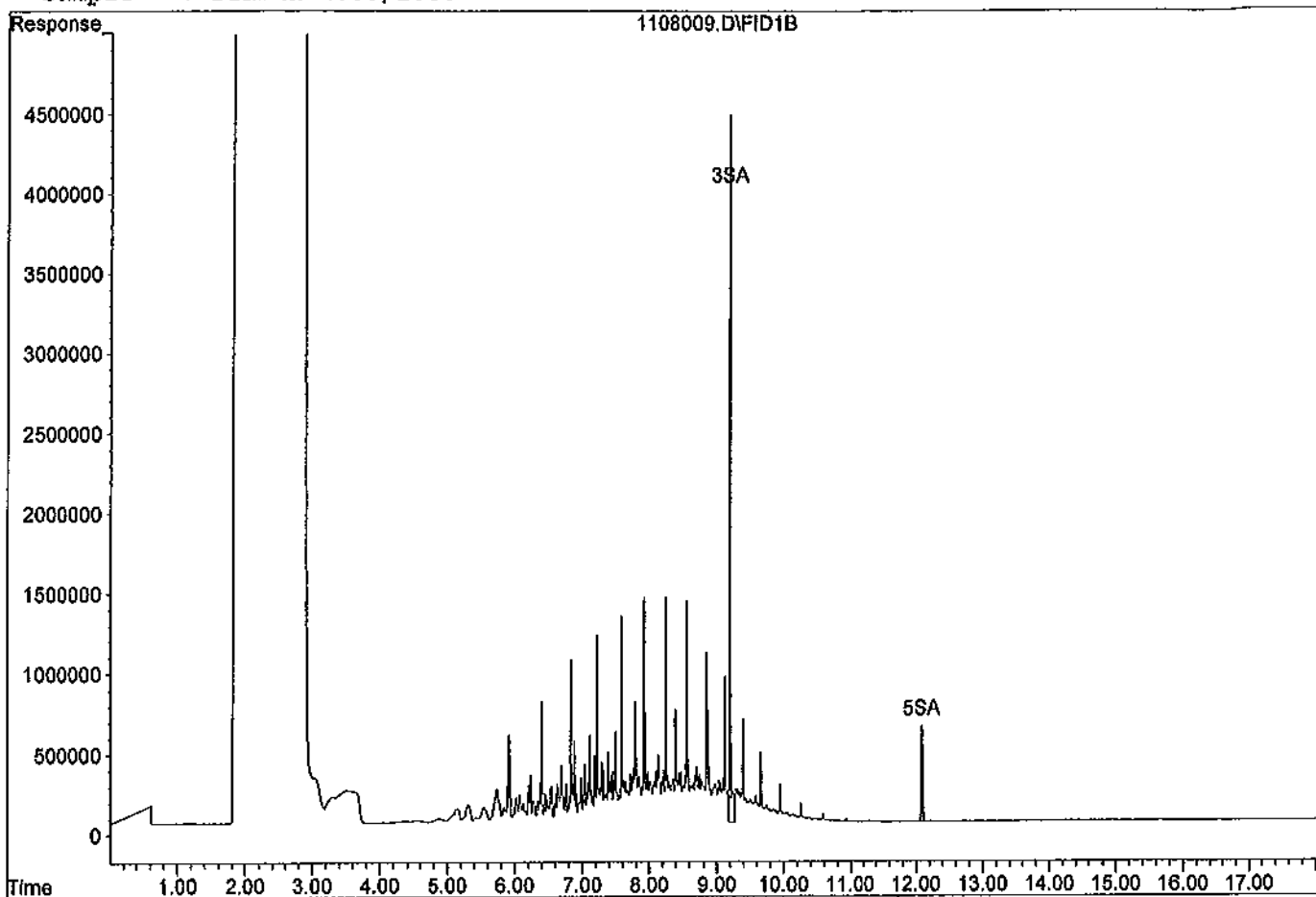
Compound	R.T.	Response	Conc Units

System Monitoring Compounds			
3) SA Not Used(S)	9.20	38756601	36.048 ppb
Surrogate Spike 30.000		Recovery =	120.16%
5) SA Not Used2(S)	12.09	7987688	16.122 ppb
Surrogate Spike 30.000		Recovery =	53.74%
Target Compounds			
1) HATM Diesel (C10-C28)	9.01	490402243	582.501 ppb

Quantitation Report

Data File: G:\APOLLO\DATA\111108\1108009.D

Sample : DIESEL 1000/1000



Data File : G:\APOLLO\DATA\111108\1108017.D Vial: 17
 Acq On : 11-8-11 20:33:47 Operator: LAC
 Sample : THC SURR 10/1000 11/8/11 Inst : Apollo
 Misc : Mix(C) Multiplr: 1.00
 IntFile : events.e
 Quant Time: Nov 10 8:37 2011 Quant Results File: TPH1108.RES

Method : G:\APOLLO\DATA\111108\TPH1108.M (Chemstation Integrator)
 Title : Diesel
 Last Update : Thu Nov 10 08:39:08 2011
 Response via : Multiple Level Calibration

Volume Inj. : 2UL
 Signal Phase : DB-5
 Signal Info : FID02A

Compound	R.T.	Response	Conc Units

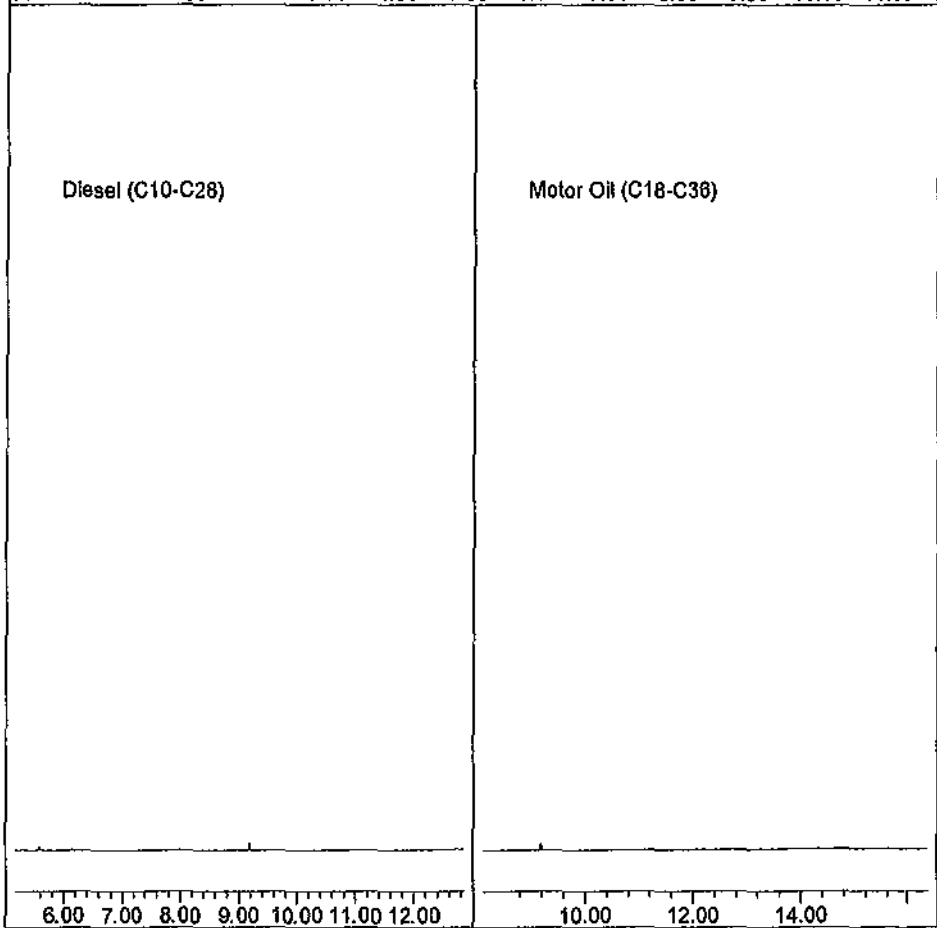
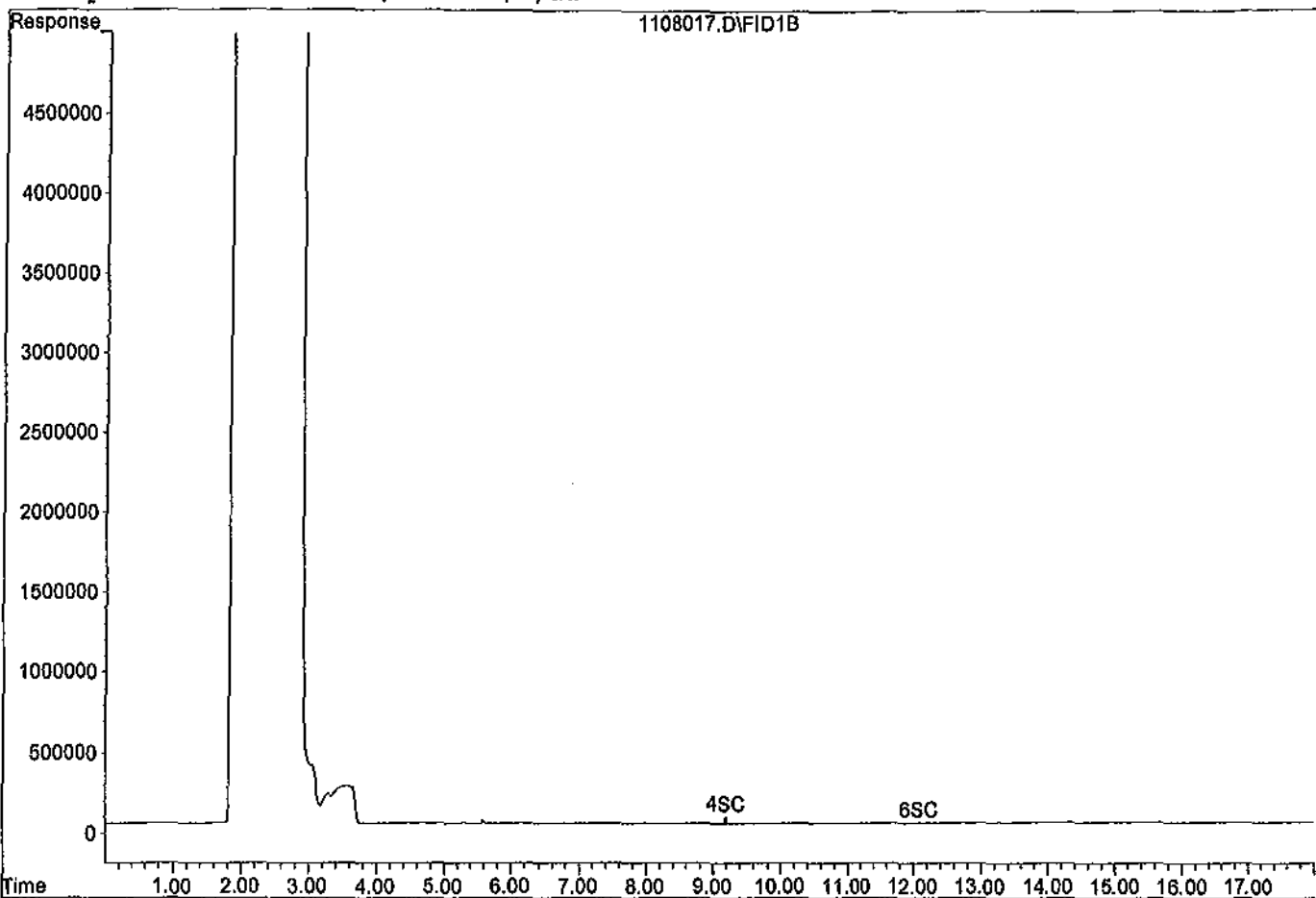
System Monitoring Compounds			
4) SC Ortho-Terphenyl(S)	9.19	292692	0.336 ppb
Surrogate Spike 30.000		Recovery =	1.12%
6) SC Octacosane(S)	12.08	74061	0.159 ppb
Surrogate Spike 30.000		Recovery =	0.53%

Target Compounds

Quantitation Report

Data File: G:\APOLLO\DATA\111108\1108017.D

Sample : THC SURR 10/1000 11/8/11



Data File : G:\APOLLO\DATA\111108\1108018.D Vial: 18
 Acq On : 11-8-11 20:57:14 Operator: LAC
 Sample : THC SURR 100/1000 Inst : Apollo
 Misc : Mix(C) Multiplr: 1.00
 IntFile : events.e
 Quant Time: Nov 10 8:37 2011 Quant Results File: TPH1108.RES

Method : G:\APOLLO\DATA\111108\TPH1108.M (Chemstation Integrator)
 Title : Diesel
 Last Update : Thu Nov 10 08:39:08 2011
 Response via : Multiple Level Calibration

Volume Inj. : 2UL
 Signal Phase : DB-5
 Signal Info : FID02A


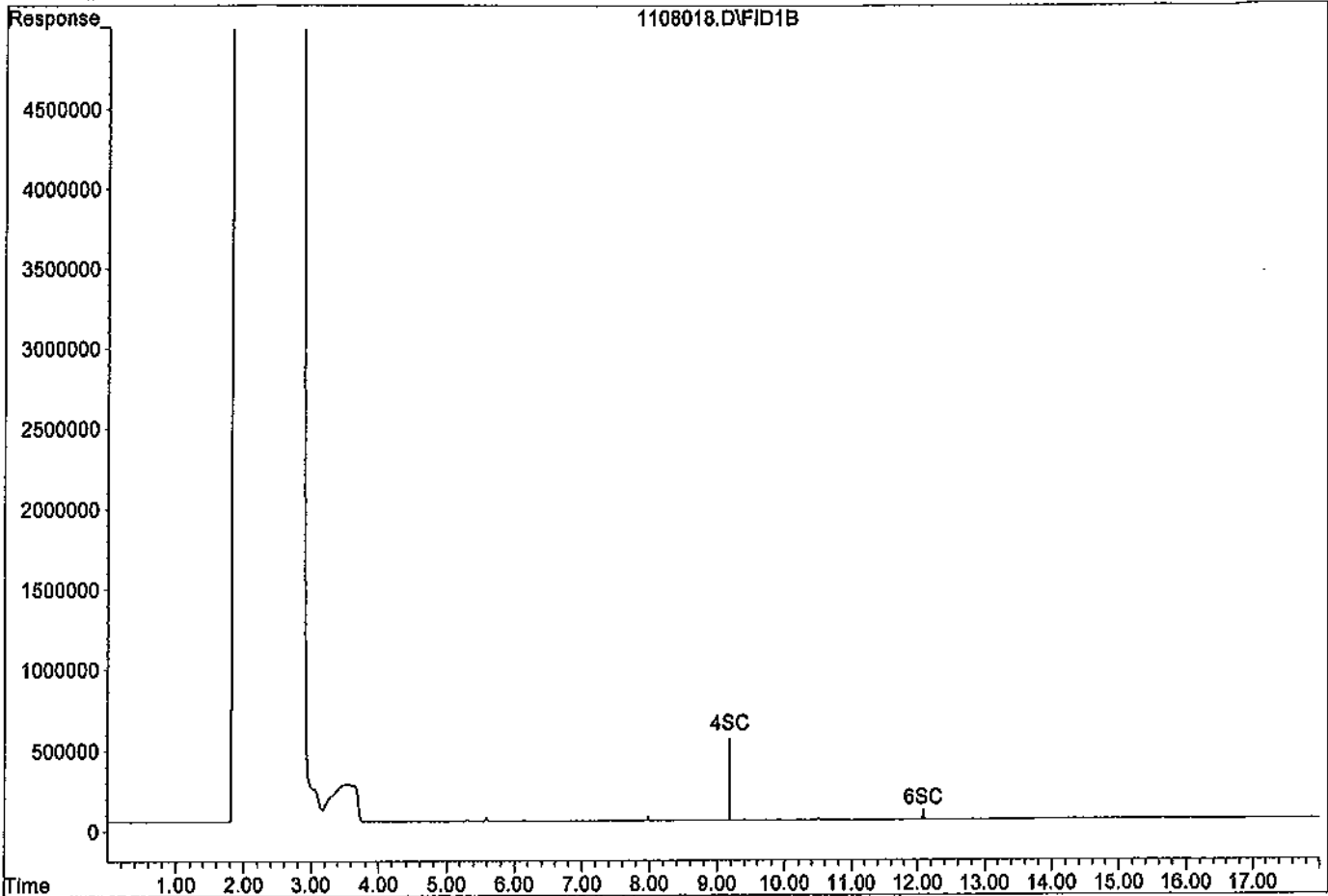
Compound	R.T.	Response	Conc Units

System Monitoring Compounds			
4) SC Ortho-Terphenyl(S)	9.19	3228266	3.702 ppb
Surrogate Spike 30.000		Recovery =	12.34%
6) SC Octacosane(S)	12.08	797717	1.714 ppb
Surrogate Spike 30.000		Recovery =	5.71%

Target Compounds

Quantitation Report

Data File: G:\APOLLO\DATA\111108\1108018.D
Sample : THC SURR 100/1000



Data File : G:\APOLLO\DATA\111108\1108019.D Vial: 19
 Acq On : 11-8-11 21:20:36 Operator: LAC
 Sample : THC SURR 400/1000 Inst : Apollo
 Misc : Mix(C) Multiplr: 1.00
 IntFile : events.e
 Quant Time: Nov 10 8:37 2011 Quant Results File: TPH1108.RES

Method : G:\APOLLO\DATA\111108\TPH1108.M (Chemstation Integrator)
 Title : Diesel
 Last Update : Thu Nov 10 08:39:08 2011
 Response via : Multiple Level Calibration

Volume Inj. : 2UL
 Signal Phase : DB-5
 Signal Info : FID02A

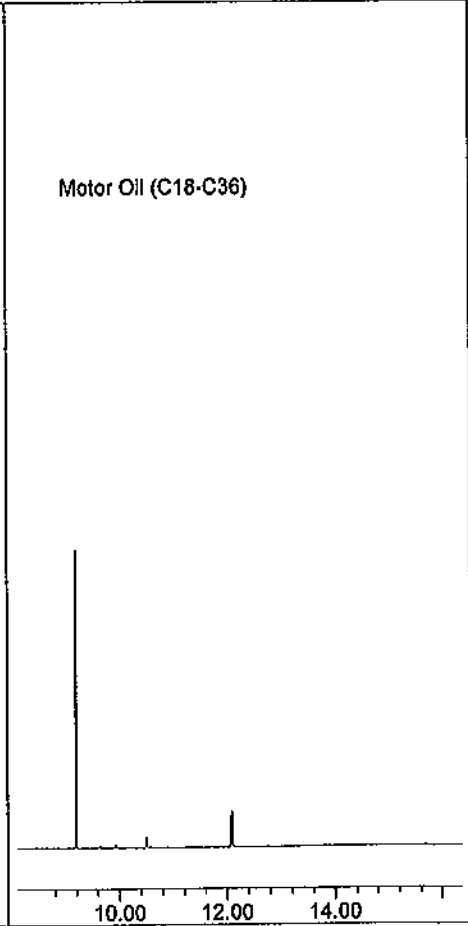
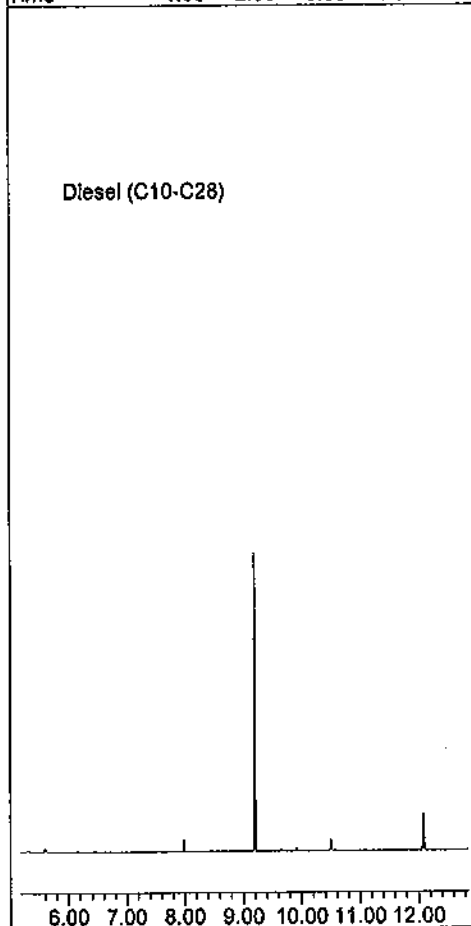
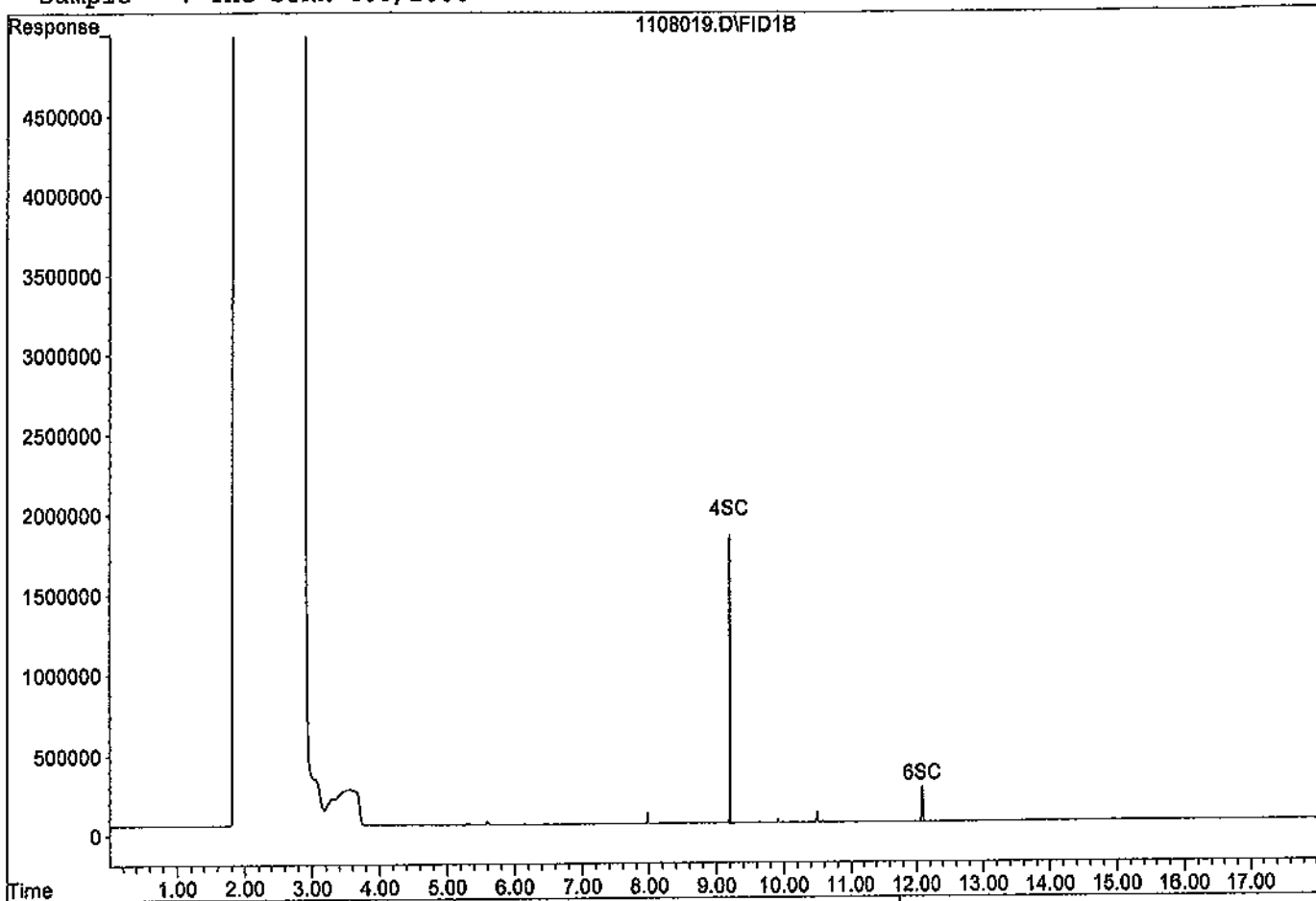
Compound	R.T.	Response	Conc Units
System Monitoring Compounds			
4) SC Ortho-Terphenyl(S)	9.19	11653711	13.365 ppb
Surrogate Spike 30.000		Recovery =	44.55%
6) SC Octacosane(S)	12.08	2944724	6.328 ppb
Surrogate Spike 30.000		Recovery =	21.09%

Target Compounds

Quantitation Report

Data File: G:\APOLLO\DATA\111108\1108019.D

Sample : THC SURR 400/1000



Data File : G:\APOLLO\DATA\111108\1108020.D Vial: 20
 Acq On : 11-8-11 21:43:59 Operator: LAC
 Sample : THC SURR 600/1000 Inst : Apollo
 Misc : Mix(C) Multiplr: 1.00
 IntFile : events.e
 Quant Time: Nov 10 8:37 2011 Quant Results File: TPH1108.RES

Method : G:\APOLLO\DATA\111108\TPH1108.M (Chemstation Integrator)
 Title : Diesel
 Last Update : Thu Nov 10 08:39:08 2011
 Response via : Multiple Level Calibration

Volume Inj. : 2UL
 Signal Phase : DB-5
 Signal Info : FID02A

Compound	R.T.	Response	Conc Units
----------	------	----------	------------

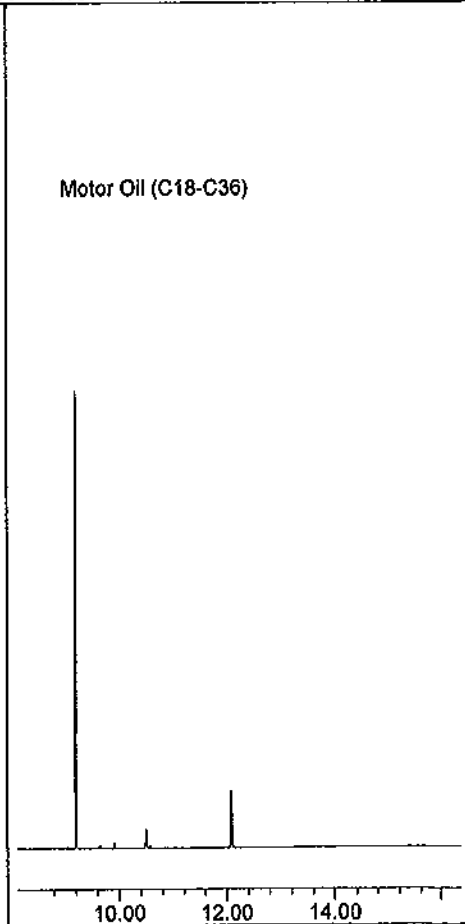

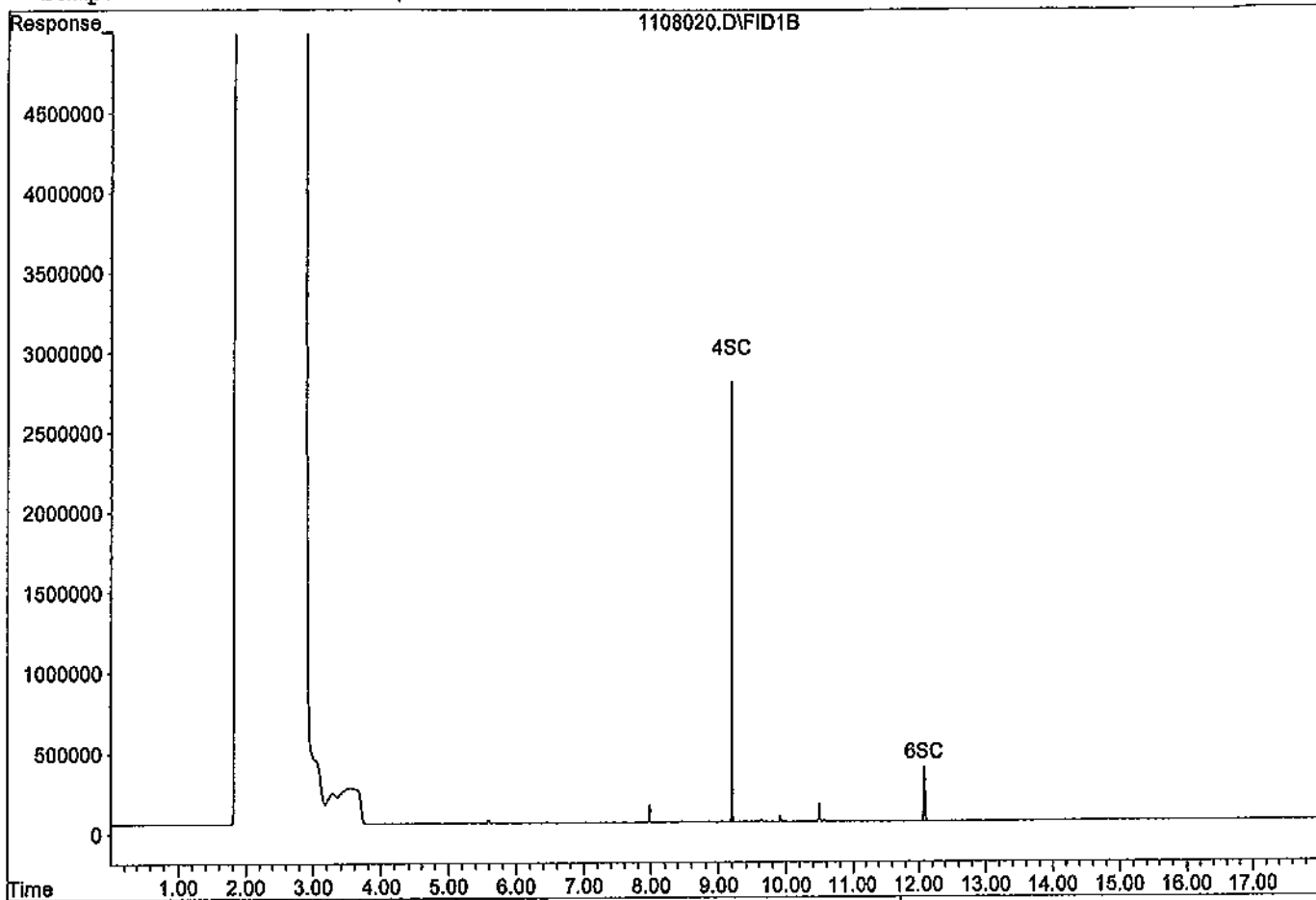
System Monitoring Compounds

4) SC Ortho-Terphenyl(S)	9.19	18494984	21.210 ppb
Surrogate Spike 30.000		Recovery =	70.70%
6) SC Octacosane(S)	12.08	4636415	9.963 ppb
Surrogate Spike 30.000		Recovery =	33.21%

Target Compounds

Data File: G:\APOLLO\DATA\111108\1108020.D

Sample : THC SURR 600/1000



Data File : G:\APOLLO\DATA\111108\1108021.D Vial: 21
 Acq On : 11-8-11 22:07:20 Operator: LAC
 Sample : THC SURR 800/1000 Inst : Apollo
 Misc : Mix(C) Multiplr: 1.00
 IntFile : events.e
 Quant Time: Nov 10 8:37 2011 Quant Results File: TPH1108.RES

Method : G:\APOLLO\DATA\111108\TPH1108.M (Chemstation Integrator)
 Title : Diesel
 Last Update : Thu Nov 10 08:39:08 2011
 Response via : Multiple Level Calibration

Volume Inj. : 2UL
 Signal Phase : DB-5
 Signal Info : FID02A


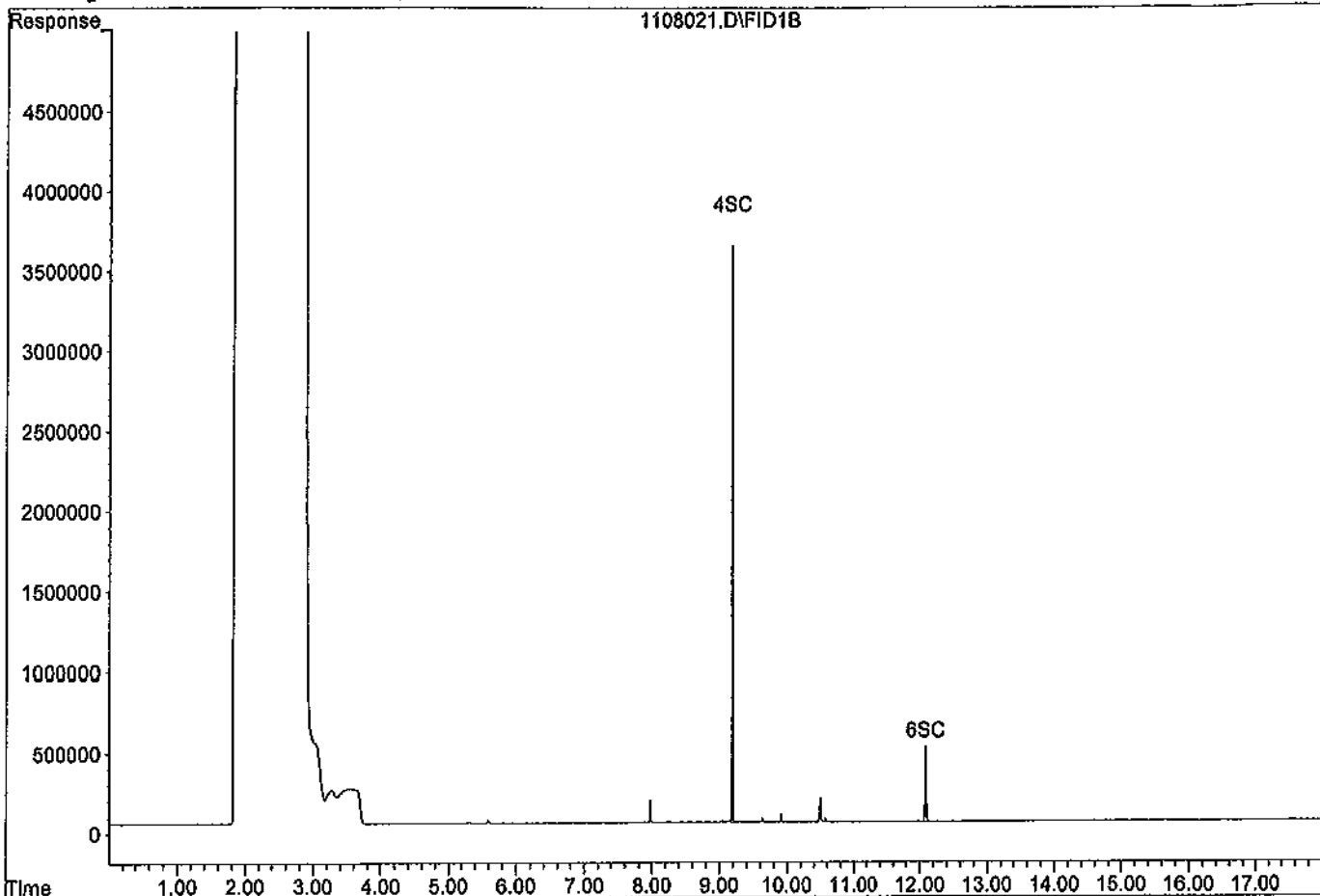
Compound	R.T.	Response	Conc Units

System Monitoring Compounds			
4) SC Ortho-Terphenyl(S)	9.20	24081673	27.617 ppb
Surrogate Spike 30.000		Recovery =	92.06%
6) SC Octacosane(S)	12.09	6191678	13.305 ppb
Surrogate Spike 30.000		Recovery =	44.35%

Target Compounds

Quantitation Report

Data File: G:\APOLLO\DATA\111108\1108021.D
Sample : THC SURR 800/1000



Data File : G:\APOLLO\DATA\111108\1108022.D Vial: 22
 Acq On : 11-8-11 22:30:39 Operator: LAC
 Sample : THC SURR 1000/1000 Inst : Apollo
 Misc : Mix(C) Multiplr: 1.00
 IntFile : events.e
 Quant Time: Nov 10 8:37 2011 Quant Results File: TPH1108.RES

Method : G:\APOLLO\DATA\111108\TPH1108.M (Chemstation Integrator)
 Title : Diesel
 Last Update : Thu Nov 10 08:39:08 2011
 Response via : Multiple Level Calibration

Volume Inj. : 2UL
 Signal Phase : DB-5
 Signal Info : FID02A



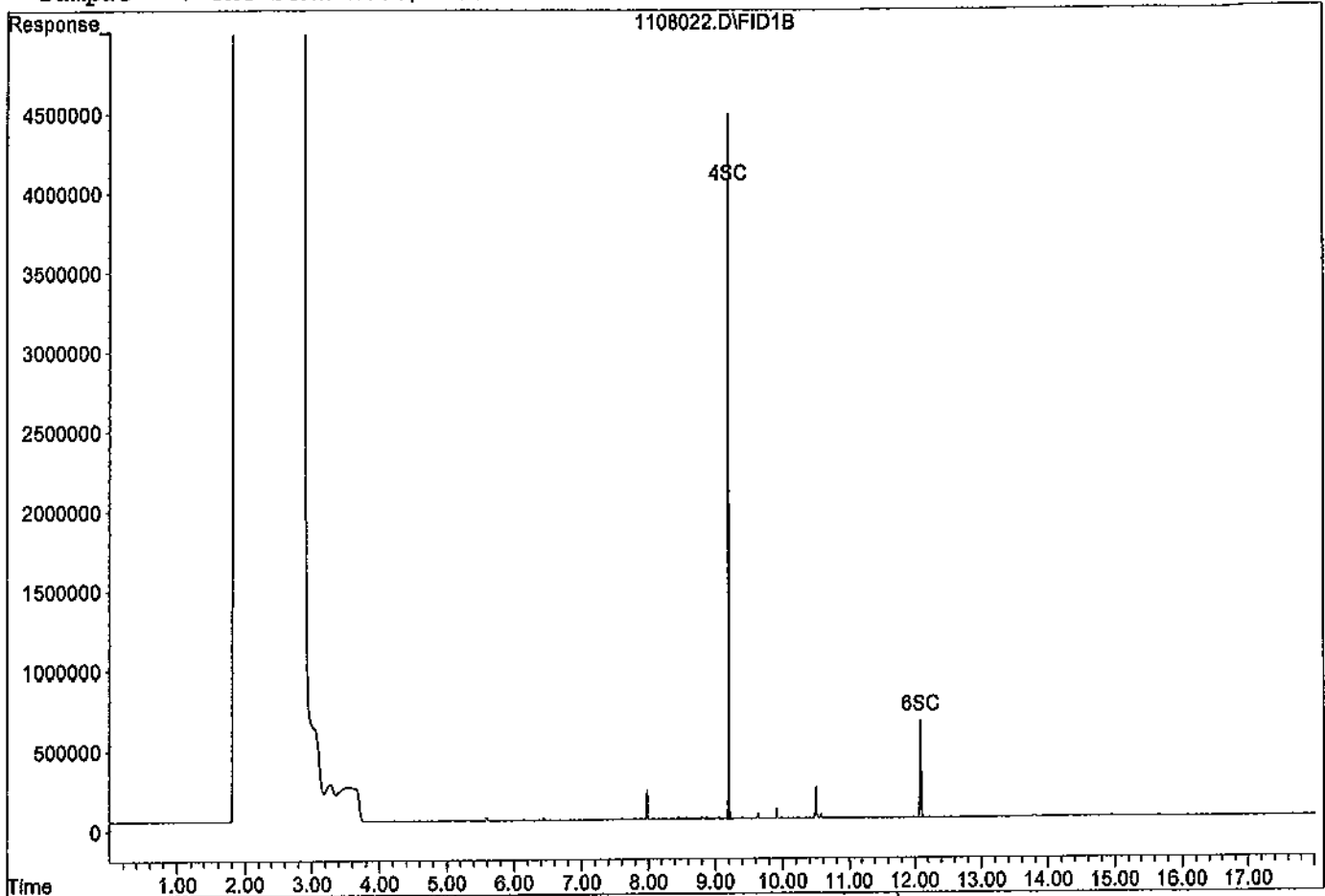
Compound	R.T.	Response	Conc Units
----------	------	----------	------------

System Monitoring Compounds			
4) SC Ortho-Terphenyl(S)	9.20	30506918	34.986 ppb
Surrogate Spike 30.000		Recovery =	116.62%
6) SC Octacosane(S)	12.09	7943255	17.069 ppb
Surrogate Spike 30.000		Recovery =	56.90%

Target Compounds

Quantitation Report

Data File: G:\APOLLO\DATA\111108\1108022.D
Sample : THC SURR 1000/1000



Data File : G:\APOLLO\DATA\111108\1108069.D Vial: 69
 Acq On : 11-9-11 17:18:58 Operator: LAC
 Sample : DIESEL 10/1000 11/8/11 Inst : Apollo
 Misc : Mix(A) Multiplr: 1.00
 IntFile : events.e
 Quant Time: Nov 10 8:37 2011 Quant Results File: TPH1108.RES

Method : G:\APOLLO\DATA\111108\TPH1108.M (Chemstation Integrator)
 Title : Diesel
 Last Update : Thu Nov 10 08:39:08 2011
 Response via : Multiple Level Calibration

Volume Inj. : 2UL
 Signal Phase : DB-5
 Signal Info : FID02A



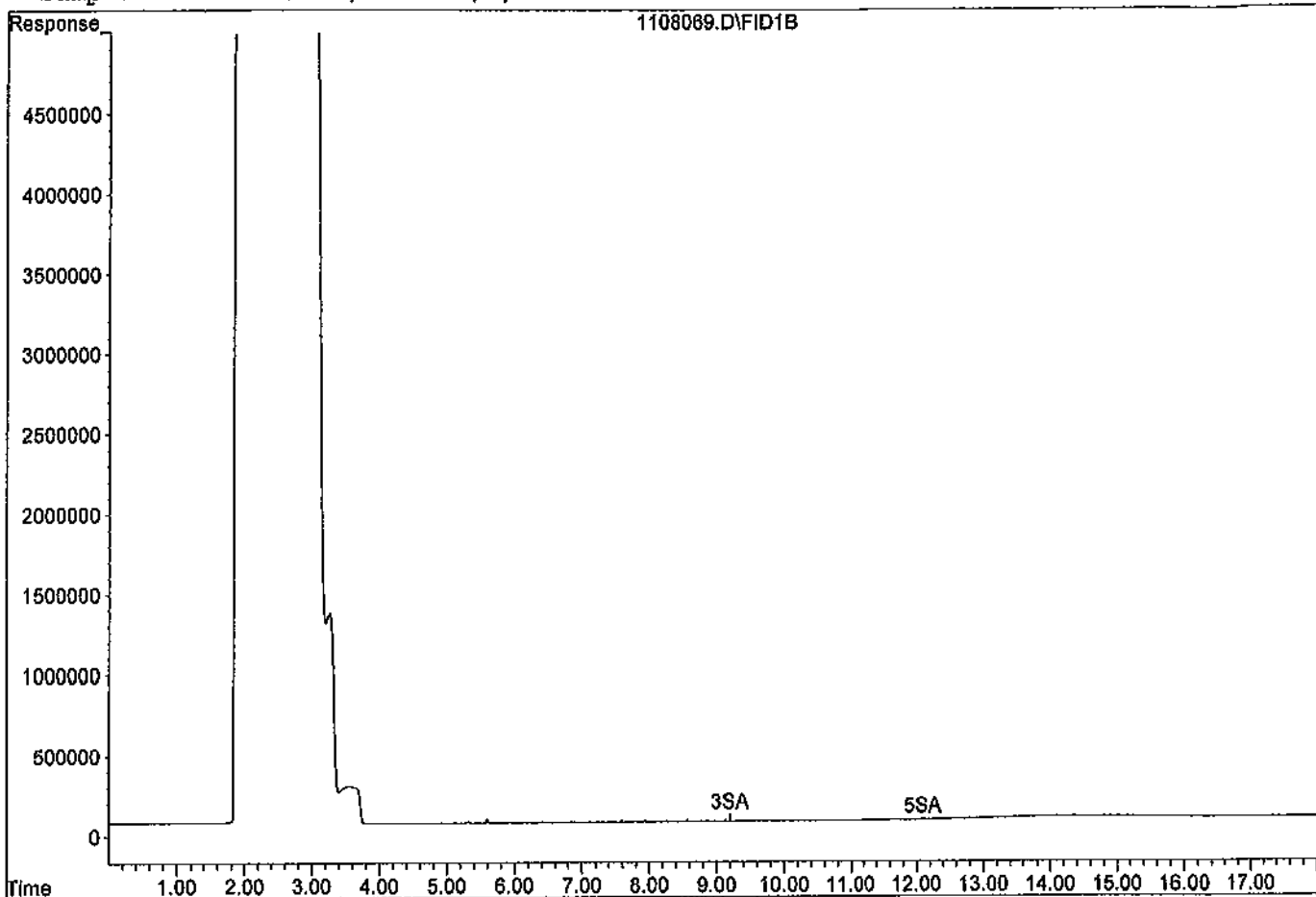
Compound	R.T.	Response	Conc Units

System Monitoring Compounds			
3) SA Not Used(S)	9.20	302444	0.281 ppb
Surrogate Spike 30.000	Recovery	=	0.94%
5) SA Not Used2(S)	12.10	625179	1.262 ppb
Surrogate Spike 30.000	Recovery	=	4.21%
Target Compounds			
1) HATM Diesel (C10-C28)	9.01	12262633	14.566 ppb

Quantitation Report

Data File: G:\APOLLO\DATA\111108\1108069.D

Sample : DIESEL 10/1000 11/8/11



TPH Extractables
TPH1108

Form 7

Second Source Calibration

Lab Name: APPL, Inc.
Case No: _____
Matrix: _____

SDG No: 66133
Date Analyzed: 11/09/11
Instrument: Apollo
Initial Cal. Date: 11/08/11
Data File: 1108070.D

	Compound	MEAN	CCRF	%D	%Drift
1	HATM Diesel (C10-C28)	305473	233788	23	HATML 5.1
2					
3					
4					
5					
6					
7					
8					
9					
10					
11					
12					
13					
14					
15					
16					
17					
18					
19					
20					
21					
22					
23					
24					
25					
26					
27					
28					
29					
30					
31					
32					
33					
34					
35					
36					
37					
38					
39					
40					

Average

23.0

Data File : G:\APOLLO\DATA\111108\1108070.D Vial: 70
 Acq On : 11-9-11 17:42:38 Operator: LAC
 Sample : DIESEL 400 2ND SRC 11/8/11 Inst : Apollo
 Misc : Mix(A) Multiplr: 1.00
 IntFile : events.e
 Quant Time: Nov 10 8:39 2011 Quant Results File: TPH1108.RES

Method : G:\APOLLO\DATA\111108\TPH1108.M (Chemstation Integrator)
 Title : Diesel
 Last Update : Thu Nov 10 08:39:08 2011
 Response via : Multiple Level Calibration


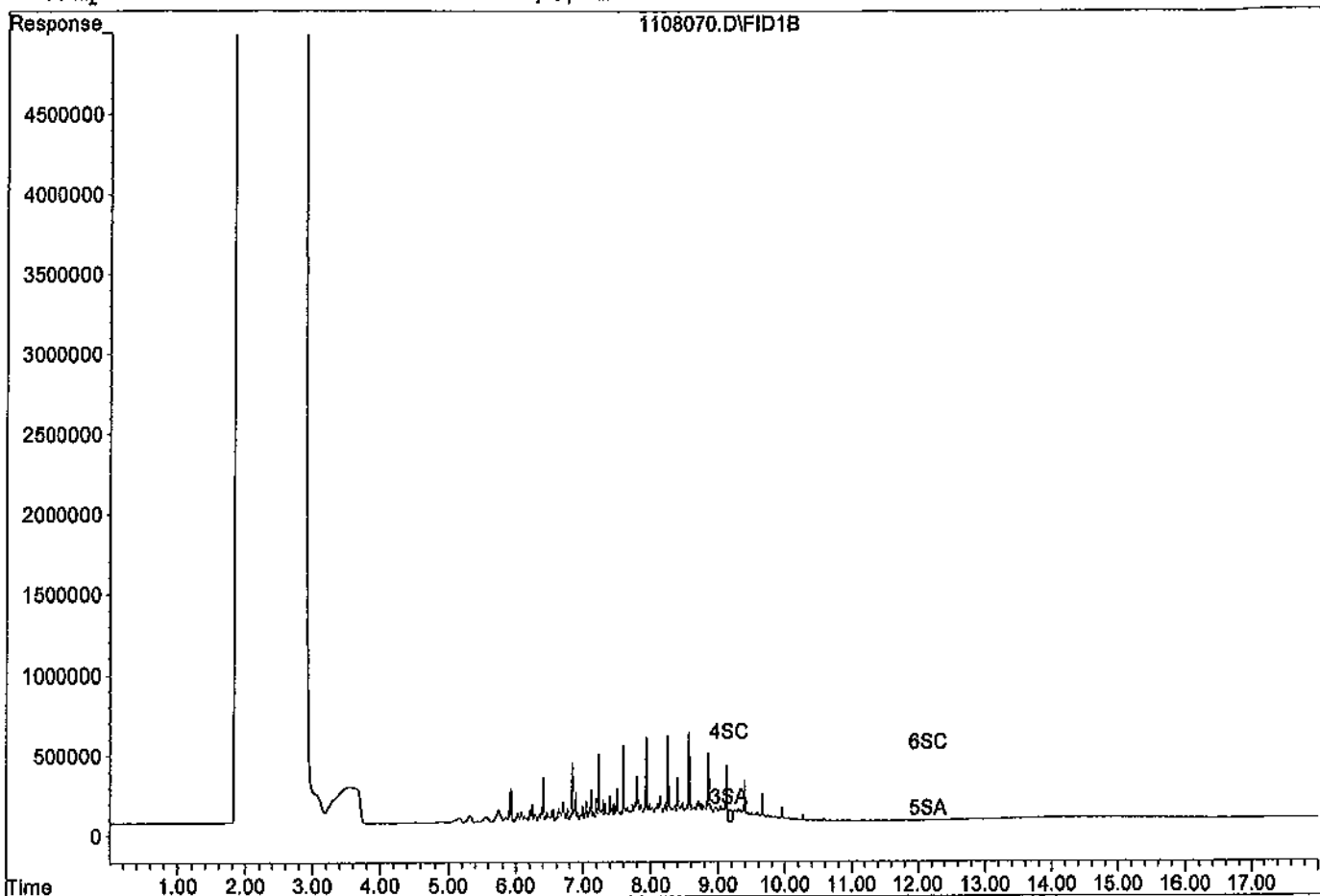
Volume Inj. : 2UL
 Signal Phase : DB-5
 Signal Info : FID02A

Compound	R.T.	Response	Conc Units

System Monitoring Compounds			
3) SA Not Used(S)	9.17	2636236	3.884 ppb
Surrogate Spike 30.000		Recovery =	12.95%
4) SC Ortho-Terphenyl(S)	9.17	2636236	4.343 ppb
Surrogate Spike 30.000		Recovery =	14.48%
5) SA Not Used2(S)	12.16	136311	0.865 ppb
Surrogate Spike 30.000		Recovery =	2.88%
6) SC Octacosane(S)	12.16	136311	0.886 ppb
Surrogate Spike 30.000		Recovery =	2.95%
Target Compounds			
1) HATM Diesel (C10-C28)	9.01	187030011	379.546 ppb
2) HBTM Motor Oil (C18-C36)	12.24	65049118	279.838 ppb

Quantitation Report

Data File: G:\APOLLO\DATA\111108\1108070.D
Sample : DIESEL 400 2ND SRC 11/8/11



Data File : G:\APOLLO\DATA\111108\1108081.D Vial: 81
 Acq On : 11-9-11 22:02:27 Operator: LAC
 Sample : DIESEL 400/1000 11/8/11 Inst : Apollo
 Misc : Mix(A) Multiplr: 1.00
 IntFile : events.e
 Quant Time: Nov 10 8:40 2011 Quant Results File: TPH1108.RES

Method : G:\APOLLO\DATA\111108\TPH1108.M (Chemstation Integrator)
 Title : Diesel
 Last Update : Tue Nov 15 16:54:35 2011
 Response via : Multiple Level Calibration

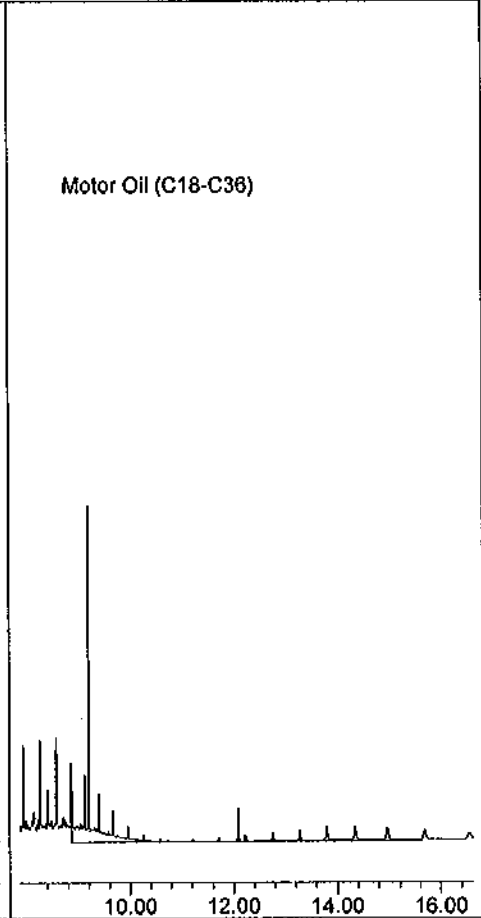
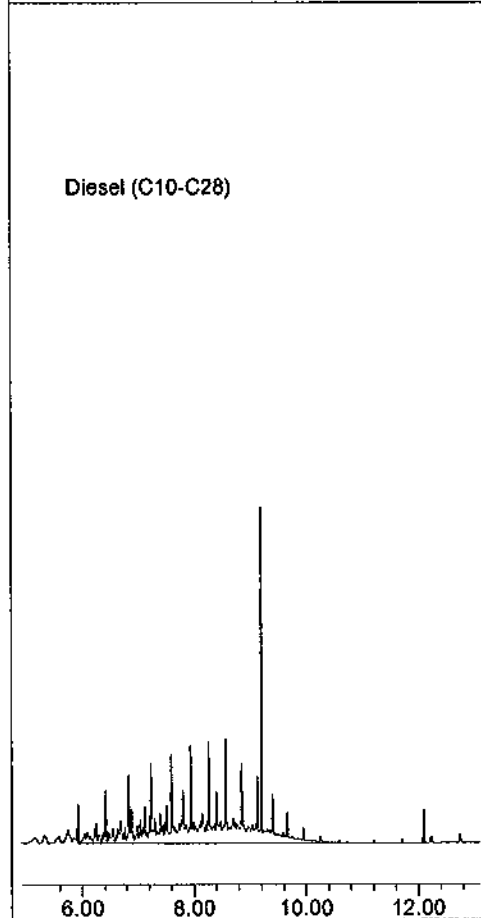
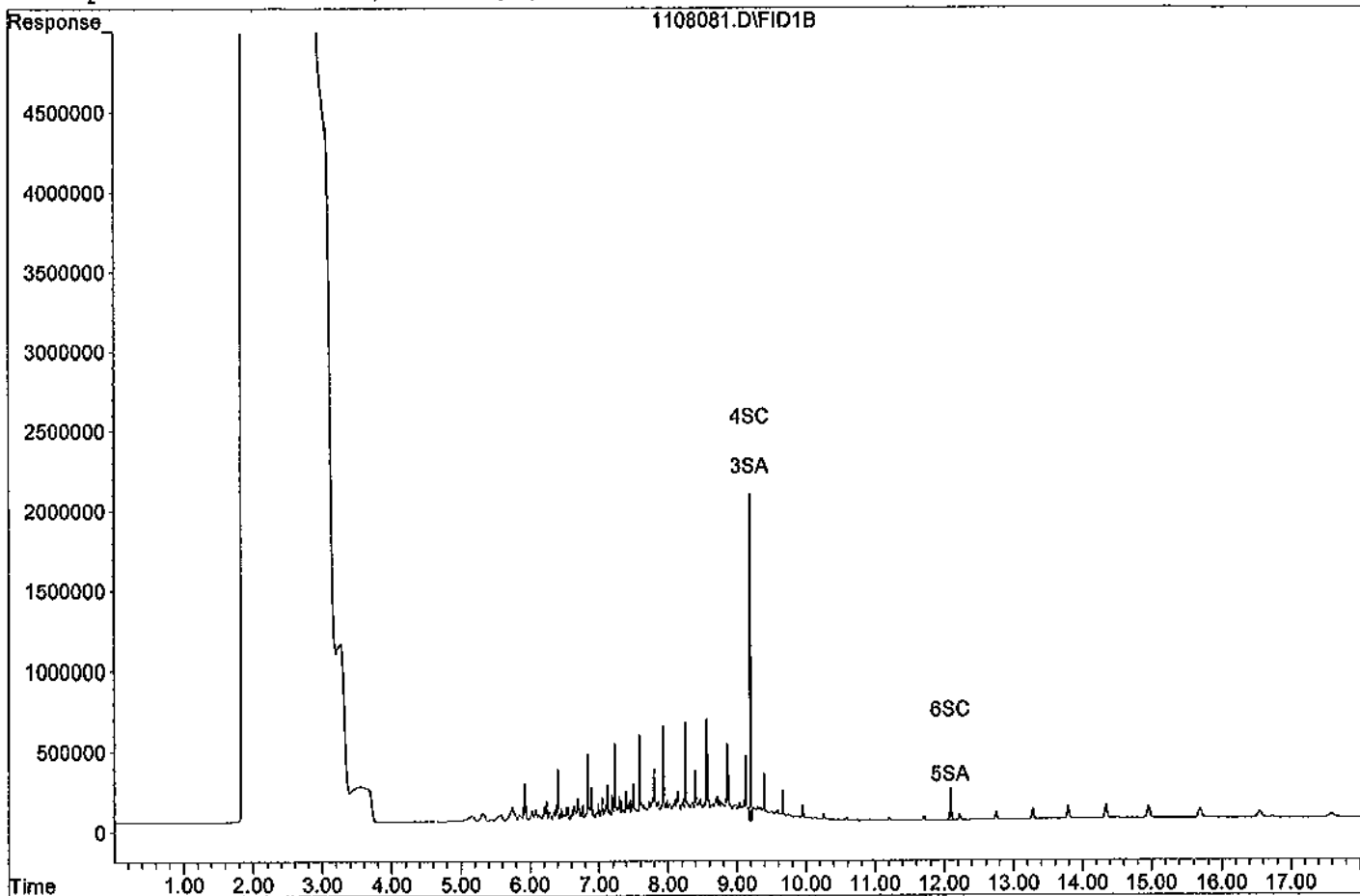
Volume Inj. : 2UL
 Signal Phase : DB-5
 Signal Info : FID02A

Compound	R.T.	Response	Conc Units

System Monitoring Compounds			
3) SA Not Used(S)	9.20	14307433	21.079 ppb
Surrogate Spike 30.000		Recovery =	70.26%
4) SC Ortho-Terphenyl(S)	9.20	14307433	23.568 ppb
Surrogate Spike 30.000		Recovery =	78.56%
5) SA Not Used2(S)	12.09	2709316	17.183 ppb
Surrogate Spike 30.000		Recovery =	57.28%
6) SC Octacosane(S)	12.09	2709316	17.610 ppb
Surrogate Spike 30.000		Recovery =	58.70%
Target Compounds			
1) HATM Diesel (C10-C28)	9.01	213229554	433.555 ppb
2) HBTM Motor Oil (C18-C36)	12.24	75038867	322.814 ppb

Quantitation Report

Data File: G:\APOLLO\DATA\111108\1108081.D
Sample : DIESEL 400/1000 11/8/11



**EPA 8015 Modified
Total Petroleum Hydrocarbons
Raw Data**

Method Blank
TPH Diesel Water

Blank Name/QCG: 111102W-49559 - 161037
Batch ID: #TPETD-111102A

APPL Inc.
908 North Temperance Avenue
Clovis, CA 93611

Sample Type	Analyte	Result	LOQ	LOD	DL	Units	Extraction Date	Analysis Date
BLANK	DIESEL FUEL	80.8 U	150	80.8	40.4	ug/L	11/02/11	11/09/11
BLANK	SURROGATE: OCTACOSANE (S)	82.0	28-142			%	11/02/11	11/09/11
BLANK	SURROGATE: ORTHO-TERPHEN	86.4	57-132			%	11/02/11	11/09/11

Quant Method: TPH1108.M
Run #: 1108071
Instrument: Apollo
Sequence: 111108
Initials: LA

GC SC-Blank-REG MDLs
Printed: 11/10/11 8:54:32 AM

Data File : G:\APOLLO\DATA\111108\1108071.D Vial: 71
 Acq On : 11-9-11 18:06:19 Operator: LAC
 Sample : 111102A BLK 5/1000 Inst : Apollo
 Misc : Water Multiplr: 5.00
 IntFile : events.e
 Quant Time: Nov 10 8:48 2011 Quant Results File: TPH1108.RES

Method : G:\APOLLO\DATA\111108\TPH1108.M (Chemstation Integrator)
 Title : Diesel
 Last Update : Tue Nov 15 16:54:35 2011
 Response via : Multiple Level Calibration

Volume Inj. : 2UL
 Signal Phase : DB-5
 Signal Info : FID02A

Compound	R.T.	Response	Conc Units
----------	------	----------	------------

System Monitoring Compounds

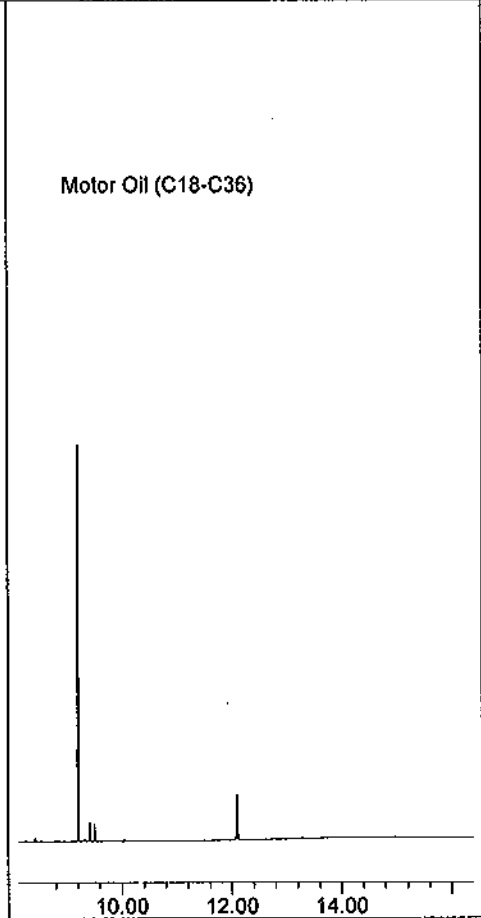
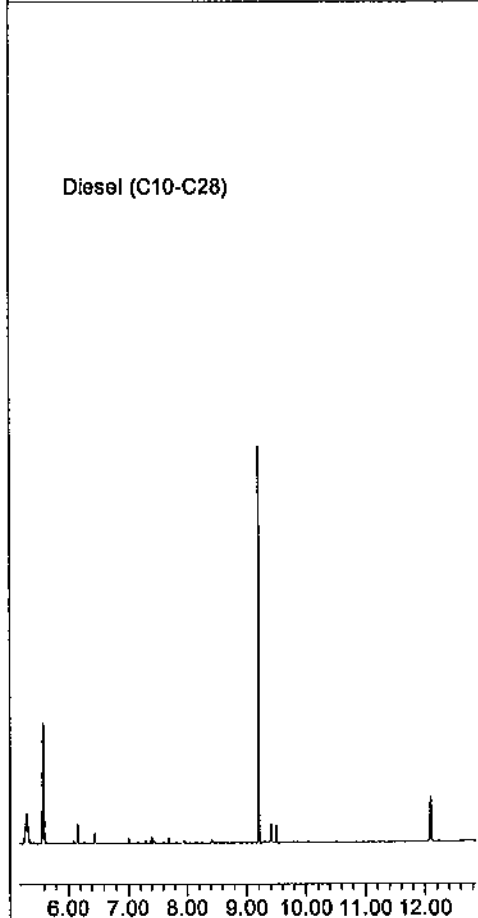
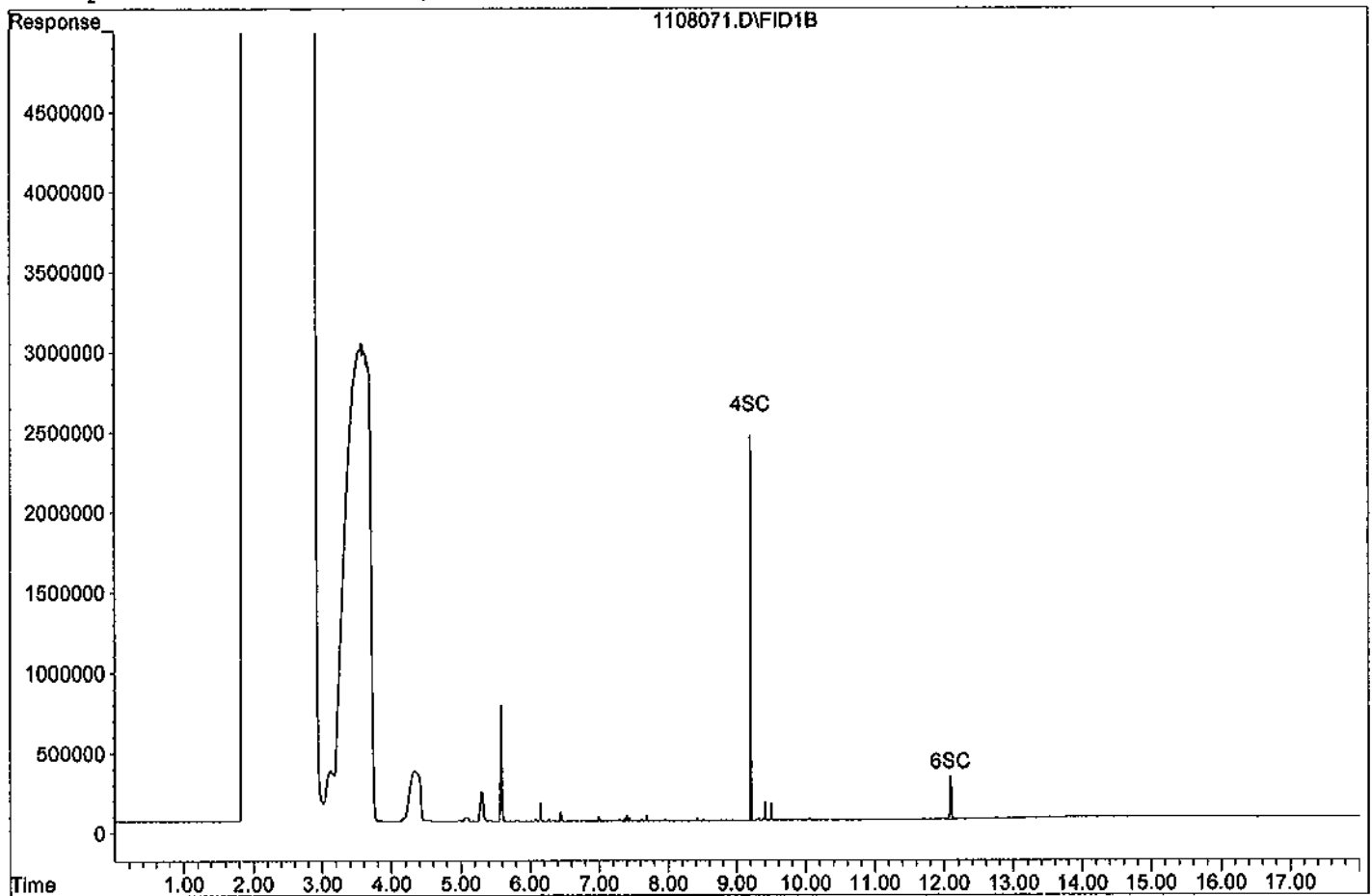
4) SC Ortho-Terphenyl(S)	9.20	15741186	129.649 ppb
Surrogate Spike 150.000		Recovery =	86.43%
6) SC Octacosane(S)	12.09	3783512	122.960 ppb
Surrogate Spike 150.000		Recovery =	81.97%

Target Compounds

Quantitation Report

Data File: G:\APOLLO\DATA\111108\1108071.D

Sample : 111102A BLK 5/1000



Laboratory Control Spike Recovery

TPH Diesel Water

APPL ID: 111102W-49559 LCS - 161037

Batch ID: #TPETD-111102A

APPL Inc.

908 North Temperance Avenue

Clovis, CA 93611

Compound Name	Spike Level ug/L	SPK Result ug/L	SPK % Recovery	Recovery Limits
DIESEL FUEL	2000	1790	89.5	61-143
SURROGATE: OCTACOSANE (S)	150	120	80.0	28-142
SURROGATE: ORTHO-TERPHENYL (S)	150	147	98.0	57-132

Comments:

<u>Primary</u>	<u>SPK</u>
Quant Method :	TPH1108.M
Extraction Date :	11/02/11
Analysis Date :	11/09/11
Instrument :	Apollo
Run :	1108072
Initials :	LA

Printed: 11/10/11 8:54:26 AM

APPL Standard LCS

Data File : G:\APOLLO\DATA\111108\1108072.D Vial: 72
 Acq On : 11-9-11 18:29:58 Operator: LAC
 Sample : 111102A LCS-1 5/1000 Inst : Apollo
 Misc : Water Multiplr: 5.00
 IntFile : events.e
 Quant Time: Nov 10 8:49 2011 Quant Results File: TPH1108.RES

Method : G:\APOLLO\DATA\111108\TPH1108.M (Chemstation Integrator)
 Title : Diesel
 Last Update : Tue Nov 15 16:54:35 2011
 Response via : Multiple Level Calibration

Volume Inj. : 2UL
 Signal Phase : DB-5
 Signal Info : FID02A

Compound	R.T.	Response	Conc Units
System Monitoring Compounds			
4) SC Ortho-Terphenyl(S)	9.20	17895402	147.392 ppb
Surrogate Spike 150.000		Recovery =	98.26%
6) SC Octacosane(S)	12.09	3682177	119.667 ppb
Surrogate Spike 150.000		Recovery =	79.78%
Target Compounds			
1) HATM Diesel (C10-C28)	9.01	176417698	1788.347 ppb
2) HBTM Motor Oil (C18-C36)	12.24	63050014	1356.191 ppb

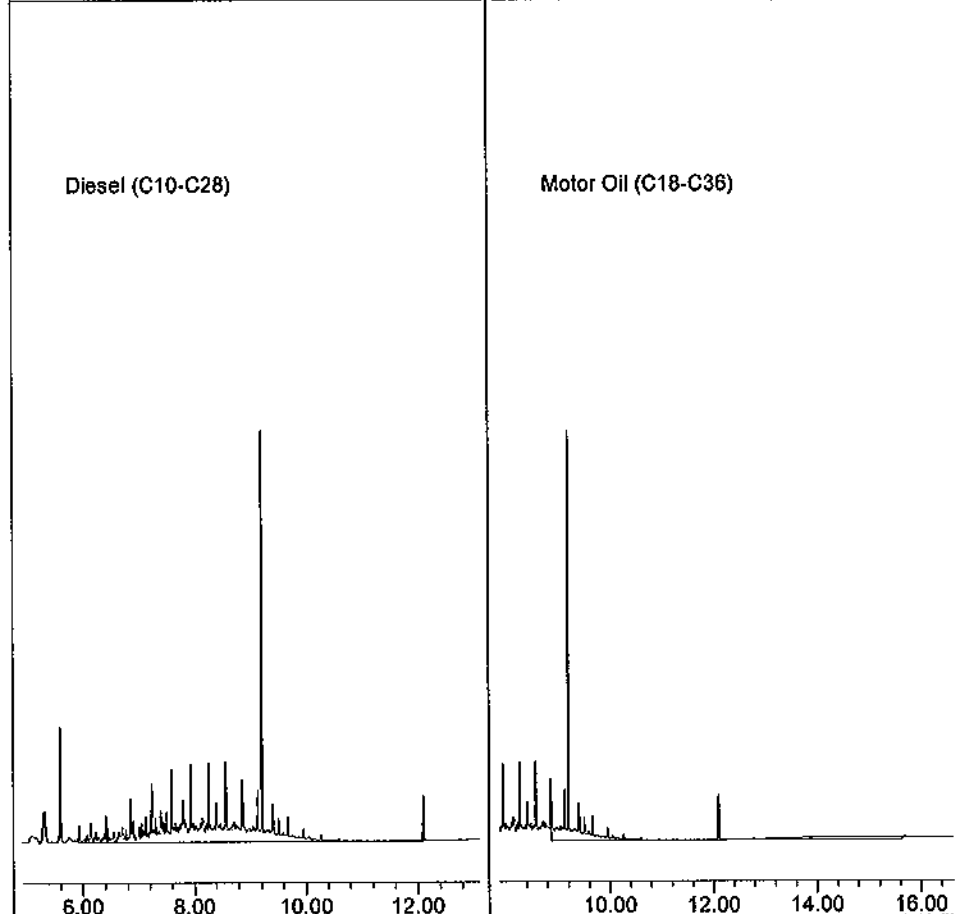
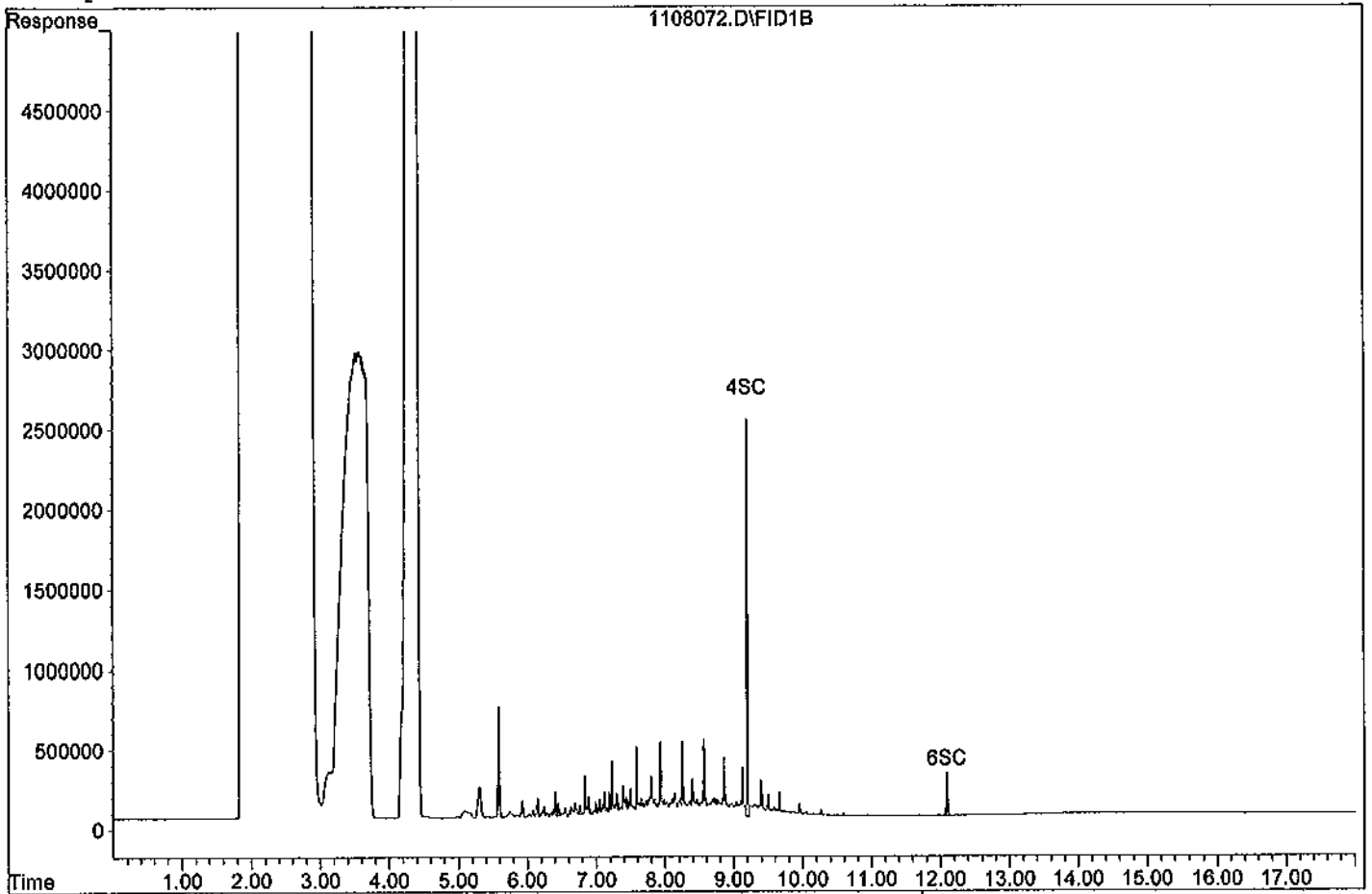
Algorithm Check:
$$\frac{(17895402)(5)}{(303534)(2)} = 147.3920714$$

 LAC 12/8/11

Quantitation Report

Data File: G:\APOLLO\DATA\111108\1108072.D

Sample : 111102A LCS-1 5/1000



Matrix Spike Recoveries

TPH Diesel Water

APPL ID: 111102W-49559 MS - 161037

Batch ID: #TPETD-111102A

Sample ID: AY49559

Client ID: ES053

APPL Inc.

908 North Temperance Avenue

Clovis, CA 93611

Compound Name	Spike Lvl ug/L	Matrix Result ug/L	SPK Result ug/L	DUP Result ug/L	SPK % Recovery	DUP % Recovery	Recovery Limits	RPD %	RPD Limits
DIESEL FUEL	2000	ND	1980	1730	99.0	86.5	61-143	13.5	30
SURROGATE: OCTACOSANE (S)	150	NA	117	116	78.0	77.3	28-142		
SURROGATE: ORTHO-TERPHENYL (S)	150	NA	157	139	105	92.7	57-132		

Comments: _____

	<u>SPK</u>	<u>DUP</u>
Primary		
Quant Method :	TPH1108.M	TPH1108.M
Extraction Date :	11/02/11	11/02/11
Analysis Date :	11/09/11	11/09/11
Instrument :	Apollo	Apollo
Run :	1108073	1108074
Initials :	LA	

Data File : G:\APOLLO\DATA\111108\1108073.D Vial: 73
 Acq On : 11-9-11 18:53:37 Operator: LAC
 Sample : AY49559W39 MS-1 5/1050 Inst : Apollo
 Misc : Water Multiplr: 4.76
 IntFile : events.e
 Quant Time: Nov 10 8:49 2011 Quant Results File: TPH1108.RES

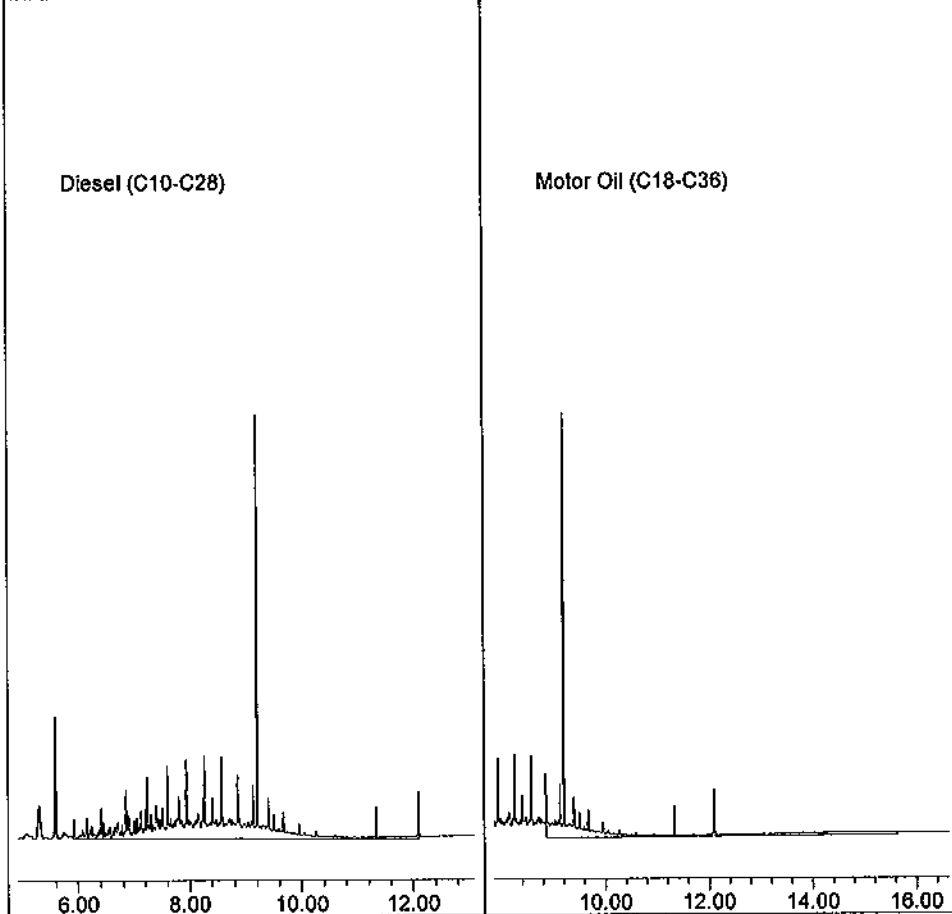
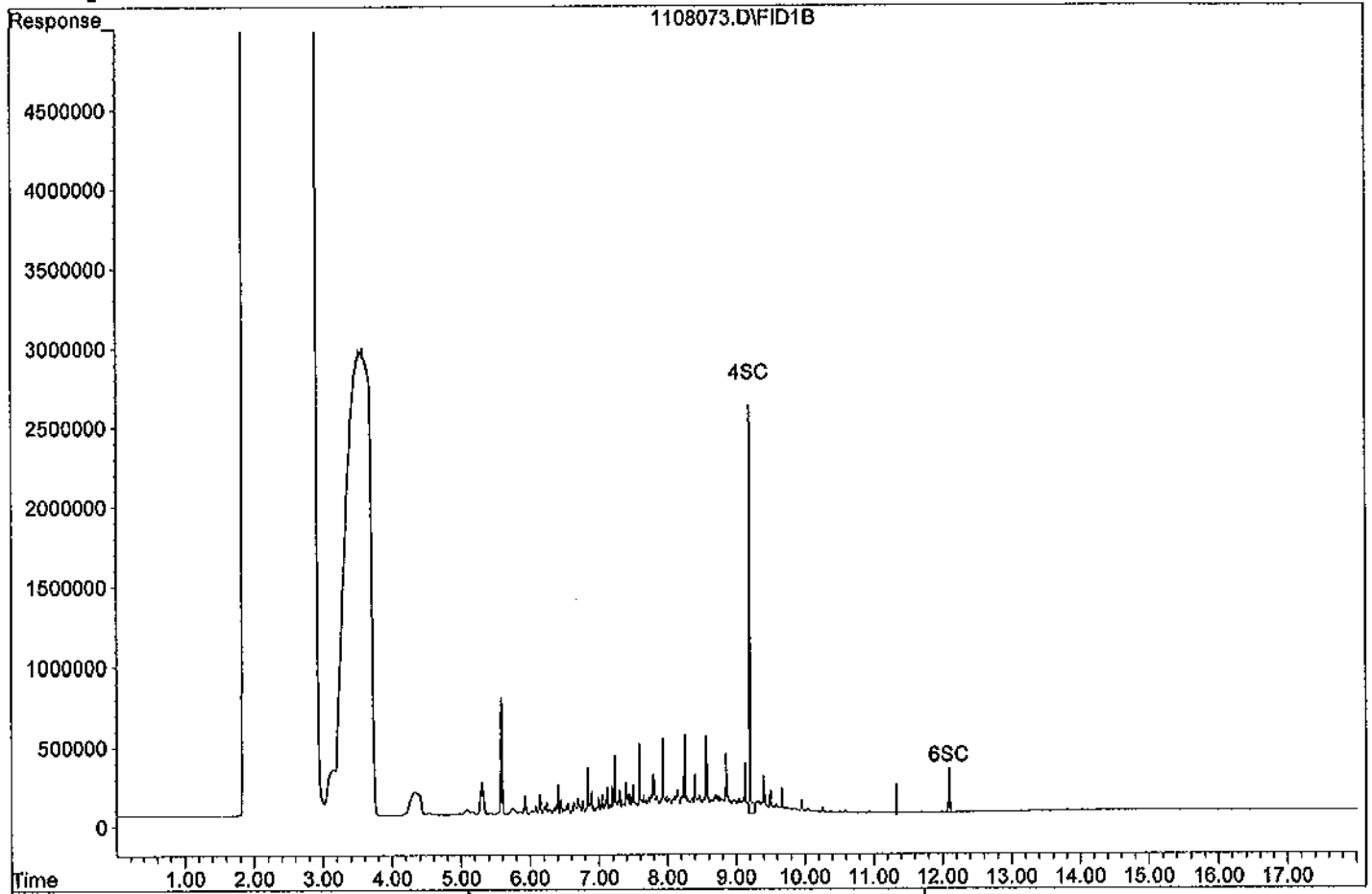
Method : G:\APOLLO\DATA\111108\TPH1108.M (Chemstation Integrator)
 Title : Diesel
 Last Update : Tue Nov 15 16:54:35 2011
 Response via : Multiple Level Calibration

Volume Inj. : 2UL
 Signal Phase : DB-5
 Signal Info : FID02A

Compound	R.T.	Response	Conc Units
System Monitoring Compounds			
4) SC Ortho-Terphenyl(S)	9.20	20013754	156.990 ppb
Surrogate Spike 142.857		Recovery =	109.89%
6) SC Octacosane(S)	12.09	3769600	116.674 ppb
Surrogate Spike 142.857		Recovery =	81.67%
Target Compounds			
1) HATM Diesel (C10-C28)	9.01	205098446	1984.726 ppb
2) HBTM Motor Oil (C18-C36)	12.24	85897250	1759.646 ppb

Quantitation Report

Data File: G:\APOLLO\DATA\111108\1108073.D
Sample : AY49559W39 MS-1 5/1050



Data File : G:\APOLLO\DATA\111108\1108074.D Vial: 74
 Acq On : 11-9-11 19:17:15 Operator: LAC
 Sample : AY49559W41 MSD-1 5/1020 Inst : Apollo
 Misc : Water Multiplr: 4.90
 IntFile : events.e
 Quant Time: Nov 10 8:49 2011 Quant Results File: TPH1108.RES

Method : G:\APOLLO\DATA\111108\TPH1108.M (Chemstation Integrator)
 Title : Diesel
 Last Update : Tue Nov 15 16:54:35 2011
 Response via : Multiple Level Calibration

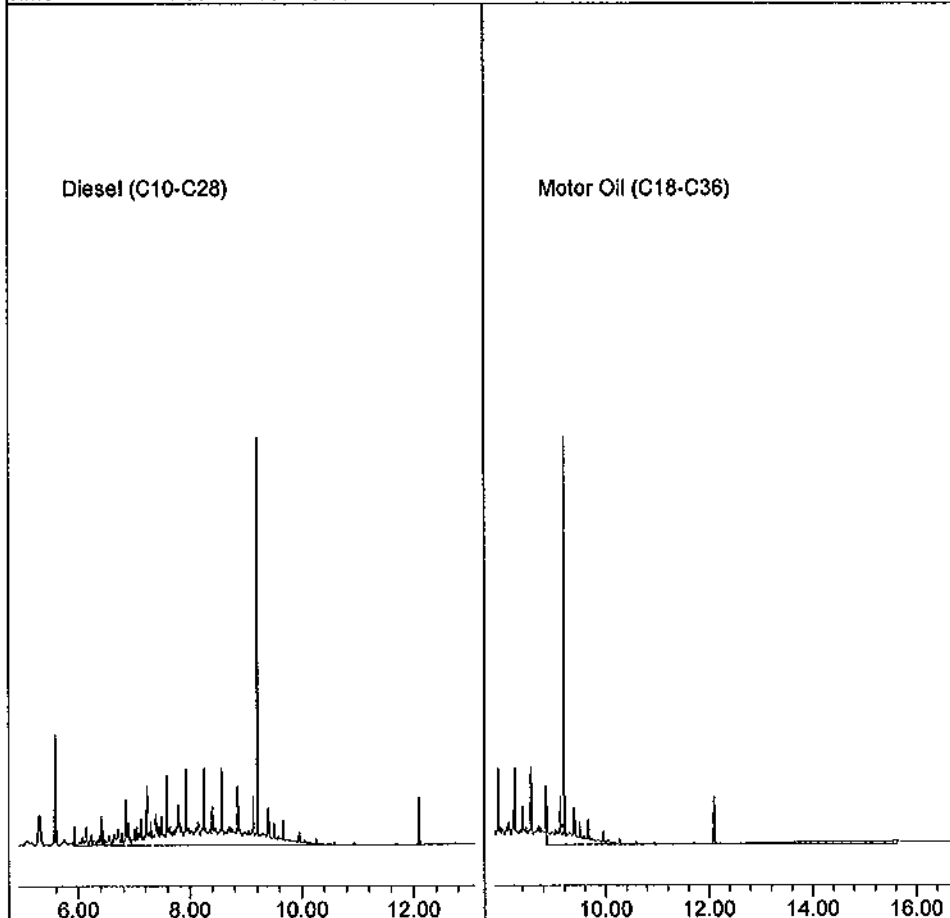
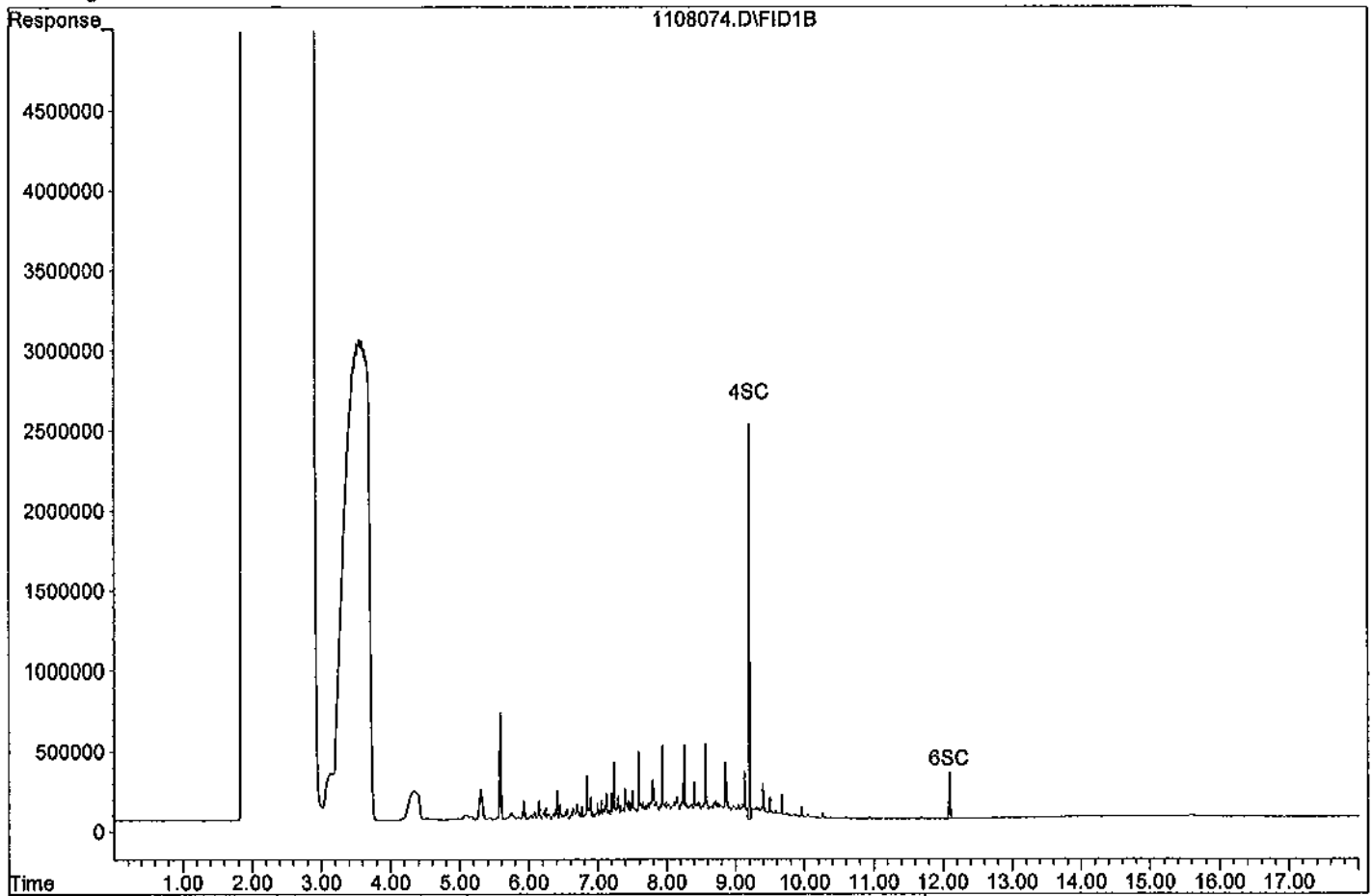
Volume Inj. : 2UL
 Signal Phase : DB-5
 Signal Info : FID02A

Compound	R.T.	Response	Conc Units

System Monitoring Compounds			
4) SC Ortho-Terphenyl(S)	9.20	17247864	139.273 ppb
Surrogate Spike 147.059		Recovery =	94.71%
6) SC Octacosane(S)	12.09	3655101	116.458 ppb
Surrogate Spike 147.059		Recovery =	79.19%
Target Compounds			
1) HATM Diesel (C10-C28)	9.01	174277842	1731.657 ppb
2) HBTM Motor Oil (C18-C36)	12.24	61122688	1288.956 ppb

Quantitation Report

Data File: G:\APOLLO\DATA\111108\1108074.D
Sample : AY49559W41 MSD-1 5/1020



STANDARD
052

INITIAL CONC	SOURCE DATE	ALIQUOT	FINAL VOLUME	FINAL CONC	SOLVENT/ LOT#	DATE/ INITIALS
--------------	-------------	---------	--------------	------------	---------------	----------------

DIESEL STANDARD

DIESEL FUEL #2	50.000mg/ml	0251	1000ml	50ml	1000mg/ml	MC	# 0517113	9/1/11
								EX: 3/1/12

Diesel Fuel #2 Composite
 50,000 mg/L, 1 ml
 111598-43
 Lot # 167768 Storage: 4-10 Degrees C Expiry: 2/15/15
 Solvent: Methylene Chloride
 Diesel Fuel #2 Composite OP: 9/1/11
 Lot #: 167768 - 28176 EX: 9/1/12
 Rec: 1/20/11 MFR exp. 02/15/15

DICHAZANE D-TERPHENYL	1000mg/ml	0251	4170ml		50mg/ml			

CAT: 110316-05
 LOT: 174405-29337
 OP: 9/1/11
 EX: 9/1/12

MOTOR OIL STANDARD

MOTOR OIL	50.000mg/ml	0251	1000ml	50ml	1000mg/ml	MC	# 0517113	9/1/11
								EX: 3/1/12

Motor Oil Composite, 50,000 mg/L, 1 ml
 02si 116390-02 Storage: 4/-10 Degrees C
 Lot No: 161898 Solvent: Methylene Chloride
 Exp: 7/23/2013
 Motor oil composite
 Lot #: 161898 - 28615
 Rec: 4/14/11 MFR exp. 07/23/13

DIESEL 2ND SOURCE

DIESEL FUEL #2	50.000mg/ml	0281	1000ml	50ml	1000mg/ml	MC	# 0517113	9/1/11
								EX: 3/1/12

Diesel Fuel #2 Composite
 50,000 mg/L, 1 ml
 111598-43
 Lot # 167769 Storage: 4-10 Degrees C Expiry: 2/15/15
 Solvent: Methylene Chloride
 Diesel Fuel #2 Composite OP: 9/1/11
 Lot #: 167769 - 29397 EX: 9/1/12
 Rec: 8/28/11 MFR exp. 02/15/15

STANDARD

INITIAL GONC SOURCE DATE ALIQUOT VOLUME FINAL CONC FINAL CONC SOLVENT / LOT# DATE INITIALS

DIESEL GCV 400ug/ml *LAC 10/6/11*

STANDARD	INITIAL CONC.	SOURCE DATE	ALIQUOT	FINAL VOL	FINAL CONC.	SOLVENT /LOT#
DIESEL STD.	1000UG/ML	O2SI	400µL	1mL	400 µg/ml	MC
		09/01/11	03/01/12			051711B

LAC
10/6/11
EX:
3/1/12

DIESEL GCV 400ug/ml *LAC 10/7/11*

STANDARD	INITIAL CONC.	SOURCE DATE	ALIQUOT	FINAL VOL	FINAL CONC.	SOLVENT /LOT#
DIESEL STD.	1000UG/ML	O2SI	400µL	1mL	400 µg/ml	MC
		09/01/11	03/01/12			051711B

LAC
10/7/11
EX: 3/1/12

MOTOR OIL GCV 400UG/ML

STANDARD	INITIAL CONC.	SOURCE DATE	ALIQUOT	FINAL VOL	FINAL CONC.	SOLVENT /LOT#
MOTOR OIL STD	1000UG/ML	O2SI	400µL	1mL	400 µg/ml	MC
		09/01/11	03/01/12			051711B

KEROSENE/JP5 STD *LAC 10/7/11*

STD	INITIAL CONC	SOURCE DATE	ALIQUOT	FINAL VOL.	FINAL CONC	SOLVENT /LOT#
JP5/ KEROSENE	5000 µg/ml	RESTEK CAT#31220 LOT# A061762-28942 OP:10/7/11 EX: 10/7/12	1000 µL	5mL	1000 µg/mL	MC 051711B

LAC
10/7/11
EX:
4/7/12

KEROSENE/JP5 CURVE *LAC 10/7/11*

STD	[µg/mL]	LOT #	DATE	EXP. DATE	µL	µL	µL	µL	µL	µL
Kerosene	1000		10/07/11	04/07/11	50	100	400	800	800	1000
JP5	MC	032811C			950	900	600	400	200	NA
					Final VOL.	1000	1000	1000	1000	1000

LAC
10/7/11
EX:
4/7/12

THE SURVIVOR (TOTAL 5, GAVE TO EXTRACT) DEPT.

TERPHENYL
STACOSANE

6000ug/ml O2SI N/A 25ML *6000ug/ml* N/A

CAT: 110316-05

LOT: 1716405-29338 THEN 29342

DP: 10/10/11

EX: 10/10/12

10/10/11
EX: 10/10/12

STANDARD

INITIAL SOURCE FINAL FINAL SOLVENT DATE
 CONC DATE ALIQUOT VOLUME CONC LOT#

PREP: 11/7/2011

PAC ECO CURVE

EXP: 2/25/2012

STD	[ug/mL]	LOT #	DATE	EXP. DATE	µL	µL	µL	µL	µL	µL	µL
PAC ECO CAL STD	5		10/26/2011	2/25/2012	2	10	50	200	500	700	1000
VNR	Hexane	010711A			998	990	950	800	500	300	N/A
				Final VOL.	1000	1000	1000	1000	1000	1000	1000

PAC ECO 2ND SRC

Prep	Exp	LOT #	DATE	EXP. DATE	µL	µL	µL	µL	µL	µL	µL
Prep: 11/7/11	Exp: 12/17/11	5	010711A	10/26/2011	12/17/2011	500	1000				

11/7/11
 EX: 2/25/12
 11/7/11
 EX: 12/17/11

TCH SURROGATE CURVE

STD	[ug/mL]	LOT #	DATE	EXP. DATE	µL	µL	µL	µL	µL	µL
THC SURR	50	178405	10/17/2011	4/17/2012	50	100	400	600	800	1000
MC		51204			950	900	600	400	200	NA
				Final VOL.	1000	1000	1,000	1000	1000	1000

11/8/11
 EX: 4/17/12

DIESEL CURVE

STD	[ug/mL]	LOT #	DATE	EXP. DATE	µL	µL	µL	µL	µL	µL
DIESEL	1000		10/26/2011	4/26/2012	10	100	400	600	800	1000
MC		51204			990	900	600	400	200	NA
				Final VOL.	1000	1000	1,000	1000	1000	1000

11/8/11
 EX: 4/26/12

MOTOR OIL CURVE

STD	[ug/mL]	LOT #	DATE	EXP. DATE	µL	µL	µL	µL	µL	µL
MOTOR OIL	1000		10/26/2011	4/26/2012	50	100	400	600	800	1000
MC		51204			950	900	600	400	200	NA
				Final VOL.	1000	1000	1,000	1000	1000	1000

11/8/11
 EX: 3/1/12

DIESEL 2ND SOURCE

STD	Init. Conc	Source	Aliquot	Final Vol.	Final Conc.	Solvent
DIESEL 2ND SRC	1000ug/ml	O291	400µL	1 mL	400 ug/mL	MC
			Prep: 9/1/2011			51204
			Exp: 3/1/2012			

PREP DATE: 11/9/2011

TERBACIL CURVE

EXP: 3/13/2012

SUPPLIER	STD	[ug/mL]	LOT #	DATE	EXP. DATE	µL	µL	µL	µL	µL	µL
						0.05	0.25	1	2.5	3.5	5
	TERBACIL STD	5		9/13/2011	3/13/2012	30	50	200	500	700	1000
VNR	HEXANE		082510B			980	920	900	800	500	300
					Final VOL.	1000	1000	1000	1000	1000	1000

11/9/11
 EX: 3/13/12

PREP DATE: 11/9/2011

OP 2ND SOURCE

EXP: 4/19/2012

SUPPLIER	STD	[ug/mL]	LOT #	DATE	EXP. DATE	µL
	OP 2ND SRC	5		10/19/2011	4/19/2012	500
VNR	HEXANE		082610B			500
					Final VOL.	1000

11/9/11
 EX: 4/19/12

PREP DATE: 11/9/2011

OPF CURVE

EXP: 2/7/2012

SUPPLIER	STD	[ug/mL]	LOT #	DATE	EXP. DATE	µL	µL	µL	µL	µL	µL
						2A	1	2	3	4	5
	OPF STD	5		11/9/2011	2/7/2012	2	10	50	200	500	700
VNR	HEXANE		082610B			998	990	950	800	500	300
					Final VOL.	1000	1000	1000	1000	1000	1000

11/9/11
 EX: 2/7/12

STANDARD
082

INITIAL SOURCE FINAL FINAL SOLVENT DATE / INITIALS
CONC DATE ALIQUOT VOLUME CONC LOT# INITIALS

DIESEL SPIKE

DIESEL FUEL #2 50,000mg/L 02SI 2000ul 50mL 2000mg/L MC #S204 10/21/11
 OP: 10/21/11 Diesel Fuel #2 Composite, 50,000 mg/L, 1 ml
 EX: 10/21/11 Diesel Fuel #2 Composite, 50,000 mg/L, 1 ml
 Lot# 179835 - 29841 Storage Expiry 11/08/15
 Rec: 10/13/11 MFR exp. 11/08/15
 10/21/11

508 AMPULE

VARIOUS ANALYTES 100/2000mg/L 02SI N/A 1ml 100/2000mg/L N/A *GAVE TO EXTRACTION TO SPIKE #
 OCC Pesticide Standard, 100/2000 mg/L, 1 ml
 Cat No: 130200-02 Exp: 2/21/2013
 Lot No: 156275 Storage: <= 6 Degrees C
 OCC Pesticide 100/2000mg/L Solvent: Tol.:Hex. 1:1
 Lot #: 156275 - 26160 on For Research Use Only
 Rec: 2/23/10 MFR exp: 02/21/13 used: 10/21/11 ex: 10/21/12

508 CALIBRATION CURVE

Compound	Conc. in Mix	Conc. of Stock	Aliquot	stock source	Final Vol.	Solvent Lot#
alachlor	(1) 0.005/0.1	5/100ug/ml	10ul	508 stock	10 mL	Hexane
benfluralin	(2) 0.03/0.6	5/100ug/ml	60ul	prep: 4/8/11	10 mL	# 082810B
captan	(3) 0.05/1.0	5/100ug/ml	250ul	Exp: 1/26/12	25 mL	
carbophenothion	(4) 0.1/2.0	5/100ug/ml	200ul		10 mL	
chlorothalonil	(5) 0.15/3.0	5/100ug/ml	300ul		10 mL	
chlorothal(dac)hal	(6) 0.2/4.0	5/100ug/ml	400ul		10 mL	
2,6 dichlorobenzonitric(dicofol)						
kellthane						
nitrofen						
oxadiazon						
oxyfluorfen						
propachlor						
op DDD						
op DDE						
op DDT						
bis(2-ethylhexyl)phthalate						

508 2ND SRC

Compound	Init. Conc.	Stock Src	Aliquot	Final Vol	Final Conc.	Solvent Lot#
See Above	5/100 ug/ml	508 2nd Src Stock	250 ul	25 mL	0.05/1 ug/ml	Hexane
		Prep: 10/21/11				082810B
		Exp: 4/8/12				

Organic Extraction Worksheet

Method	THC Separatory Funnel Extraction 3510C	Extraction Set	111102A	Extraction Method	SEP011	Units	mL
Spiked ID 1	Diesel Spike 10/21/11 EX 1/21/12	Surrogate ID 1	THC Surrogate 176405-29338				
Spiked ID 2		Surrogate ID 2					
Spiked ID 3		Surrogate ID 3					
Spiked ID 4		Surrogate ID 4					
Spiked ID 5		Surrogate ID 5					
Spiked ID 6		Sufficient Vol for Matrix QC:		YES			
Spiked ID 7		Ext. Start Time:					
Spiked ID 8		Ext. End Time:					
		GC Requires Extract By:		11/11/11 0:00			
		pH1		Water Bath Temp Criteria		80 °C	
		pH2					
		pH3					

Spiked By: DL

Date 11/2/2011

Witnessed By: JL

Date 11/2/2011

Sample	Sample Container	Spike Amount	Spike ID	Surrogate Amount	Surrogate ID	Extract Amount	Final Volume	pH	Extract Date/Time	Comments
1	111102A Btk			0.250	1	1000	5	7	11/02/11 13:45	
					equip	E-WB6				
2	111102A LCS-I	1	1	0.250	1	1000	5	7	11/02/11 13:45	
					equip	E-WB6				
3	AY49559 MS-I AY49559W39	1	1	0.250	1	1050	5	7	11/02/11 13:45	66133-2 WBBK RUSH -- Amber Liter
					equip	E-WB6				
4	AY49559 MSD-1 AY49559W41	1	1	0.250	1	1020	5	7	11/02/11 13:45	66133-2 WBBK RUSH -- Amber Liter
					equip	E-WB6				
5	AY49559 AY49559W37			0.250	1	1050	5	7	11/02/11 13:45	66133-2 WBBK RUSH -- Amber Liter
					equip	E-WB6				
6	AY49561 AY49561W09			0.250	1	1050	5	7	11/02/11 13:45	66133-2 WBBK RUSH -- Amber Liter
					equip	E-WB6				
7	AY49562 AY49562W11			0.250	1	1050	5	7	11/02/11 13:45	66133-2 WBBK RUSH -- Amber Liter
					equip	E-WB6				
8	AY49809 AY49809W01			0.250	1	1050	5	7	11/02/11 13:45	66162-2 WBBK RUSH -- Amber Liter
					equip	E-WB6				
9	AY49810 AY49810W01			0.250	1	1050	5	7	11/02/11 13:45	66162-2 WBBK RUSH -- Amber Liter
					equip	E-WB7				
10	AY49811 AY49811W01			0.250	1	1050	5	7	11/02/11 13:45	66162-2 WBBK RUSH -- Amber Liter
					equip	E-WB7				

11/2/11

Solvent and Lot#	
MC	EMD 51204
Na2SO4	3581C501

Extraction COC Transfer	
Extraction lab employee Initials	HW
GC analyst's initials	<i>[Signature]</i>
Date	11/3/11
Time	14:00
Refrigerator	HOBART

Technician's Initials	
Scanned By	JL
Sample Preparation	DL
Extraction	DL/JL/HW
Concentration	JL
Modified	11/2/2011 12:00:06 PM

Reviewed By: HW

Date 11/2/2011

Injection Log

Directory: G:\APOLLO\DATA\111108

Line	Vial	FileName	Multiplier	SampleName	Misc Info	Injected
1	5	1108005.D	1	DIESEL 100/1000	Mix(A)	11-8-11 15:50:59
2	6	1108006.D	1	DIESEL 400/1000	Mix(A)	11-8-11 16:14:36
3	7	1108007.D	1	DIESEL 600/1000	Mix(A)	11-8-11 16:38:14
4	8	1108008.D	1	DIESEL 800/1000	Mix(A)	11-8-11 17:01:53
5	9	1108009.D	1	DIESEL 1000/1000	Mix(A)	11-8-11 17:25:32
6	11	1108011.D	1	MOTOR OIL 50/1000 11/8/11	Mix(B)	11-8-11 18:12:45
7	12	1108012.D	1	MOTOR OIL 100/1000	Mix(B)	11-8-11 18:36:14
8	13	1108013.D	1	MOTOR OIL 400/1000	Mix(B)	11-8-11 18:59:47
9	14	1108014.D	1	MOTOR OIL 600/1000	Mix(B)	11-8-11 19:23:20
10	15	1108015.D	1	MOTOR OIL 800/1000	Mix(B)	11-8-11 19:46:53
11	16	1108016.D	1	MOTOR OIL 1000/1000	Mix(B)	11-8-11 20:10:21
12	17	1108017.D	1	THC SURR 10/1000 11/8/11	Mix(C)	11-8-11 20:33:47
13	18	1108018.D	1	THC SURR 100/1000	Mix(C)	11-8-11 20:57:14
14	19	1108019.D	1	THC SURR 400/1000	Mix(C)	11-8-11 21:20:36
15	20	1108020.D	1	THC SURR 600/1000	Mix(C)	11-8-11 21:43:59
16	21	1108021.D	1	THC SURR 800/1000	Mix(C)	11-8-11 22:07:20
17	22	1108022.D	1	THC SURR 1000/1000	Mix(C)	11-8-11 22:30:39
18	69	1108069.D	1	DIESEL 10/1000 11/8/11	Mix(A)	11-9-11 17:18:58
19	70	1108070.D	1	DIESEL 400 2ND SRC 11/8/11	Mix(A)	11-9-11 17:42:38
20	71	1108071.D	5	111102A BLK 5/1000	Water	11-9-11 18:06:19
21	72	1108072.D	5	111102A LCS-1 5/1000	Water	11-9-11 18:29:58
22	73	1108073.D	4.7619	AY49559W39 MS-1 5/1050	Water	11-9-11 18:53:37
23	74	1108074.D	4.90196	AY49559W41 MSD-1 5/1020	Water	11-9-11 19:17:15
24	75	1108075.D	4.7619	AY49559W37 5/1050	Water	11-9-11 19:40:50
25	76	1108076.D	4.7619	AY49561W09 5/1050	Water	11-9-11 20:04:26
26	77	1108077.D	4.7619	AY49562W11 5/1050	Water	11-9-11 20:28:02
27	81	1108081.D	1	DIESEL 400/1000 11/8/11	Mix(A)	11-9-11 22:02:27

EPA METHOD 8270
Polynuclear Aromatic Hydrocarbons

APPL, INC.

EPA METHOD 8270
Polynuclear Aromatic Hydrocarbons
QC Summary

Method Blank
EPA 8270D SIM

Blank Name/QCG: 111102W-49559 - 161018
Batch ID: #SIMHC-111102A

APPL Inc.
908 North Temperance Avenue
Clovis, CA 93611

Sample Type	Analyte	Result	LOQ	LOD	DL	Units	Extraction Date	Analysis Date
BLANK	1-METHYLNAPHTHALENE	0.12 U	0.2	0.12	0.06	ug/L	11/02/11	11/05/11
BLANK	2-METHYLNAPHTHALENE	0.12 U	0.2	0.12	0.06	ug/L	11/02/11	11/05/11
BLANK	ACENAPHTHENE	0.12 U	0.2	0.12	0.06	ug/L	11/02/11	11/05/11
BLANK	ACENAPHTHYLENE	0.12 U	0.2	0.12	0.06	ug/L	11/02/11	11/05/11
BLANK	ANTHRACENE	0.10 U	0.2	0.10	0.05	ug/L	11/02/11	11/05/11
BLANK	BENZO(A)ANTHRACENE	0.14 U	0.2	0.14	0.07	ug/L	11/02/11	11/05/11
BLANK	BENZO(A)PYRENE	0.14 U	0.2	0.14	0.07	ug/L	11/02/11	11/05/11
BLANK	BENZO(B)FLUORANTHENE	0.12 U	0.2	0.12	0.06	ug/L	11/02/11	11/05/11
BLANK	BENZO(GHI)PERYLENE	0.16 U	0.2	0.16	0.08	ug/L	11/02/11	11/05/11
BLANK	BENZO(K)FLUORANTHENE	0.14 U	0.2	0.14	0.07	ug/L	11/02/11	11/05/11
BLANK	CHRYSENE	0.10 U	0.2	0.10	0.05	ug/L	11/02/11	11/05/11
BLANK	DIBENZ(A,H)ANTHRACENE	0.10 U	0.2	0.10	0.05	ug/L	11/02/11	11/05/11
BLANK	FLUORANTHENE	0.16 U	0.2	0.16	0.08	ug/L	11/02/11	11/05/11
BLANK	FLUORENE	0.12 U	0.2	0.12	0.06	ug/L	11/02/11	11/05/11
BLANK	INDENO(1,2,3-CD)PYRENE	0.14 U	0.2	0.14	0.07	ug/L	11/02/11	11/05/11
BLANK	NAPHTHALENE	0.10 U	0.2	0.10	0.05	ug/L	11/02/11	11/05/11
BLANK	PHENANTHRENE	0.14 U	0.2	0.14	0.07	ug/L	11/02/11	11/05/11
BLANK	PYRENE	0.16 U	0.2	0.16	0.08	ug/L	11/02/11	11/05/11
BLANK	SURROGATE: 2-FLUORBIPHENY	51.1	50-110			%	11/02/11	11/05/11
BLANK	SURROGATE: NITROBENZENE-	71.9	40-110			%	11/02/11	11/05/11
BLANK	SURROGATE: TERPHENYL-D14 (70.3	50-135			%	11/02/11	11/05/11

Quant Method: SIM2.M
Run #: 1105L021
Instrument: Linus
Sequence: L111027
Initials: LF

GC SC-Blank-REG MDLs
Printed: 11/09/11 3:39:17 PM

Form 2 & 8

Surrogate Recovery

Lab Name: APPL, Inc.

SDG No: 66133

Case No: 66133

Date Analyzed: 11/05/11

Matrix: WATER

Instrument: Linus

APPL ID.	Client Sample No.	SURROGATE: 2-FLUORBIPHENYL (S)			SURROGATE: NITROBENZENE-D5 (S)		
		Limits	Result	Qualifier	Limits	Result	Qualifier
111102A-BLK	Blank	50-110	51.1		40-110	71.9	
111102A-LCS	Lab Control Spike	50-110	58.5		40-110	66.5	
AY49559-MS	Matrix Spike	50-110	55.5		40-110	76.0	
AY49559-MSD	Matrix SpikeD	50-110	56.0		40-110	76.0	
AY49559	ES053	50-110	57.2		40-110	85.3	
AY49561	ES055	50-110	62.9		40-110	81.7	
AY49562	ES056	50-110	56.4		40-110	70.2	

Comments: Batch: #SIMHC-111102A

Form 2 & 8

Surrogate Recovery

Lab Name: APPL, Inc.

SDG No: 66133

Case No: 66133

Date Analyzed: 11/05/11

Matrix: WATER

Instrument: Linus

APPL ID.	Client Sample No.	SURROGATE: TERPHENYL-D14 (S)					
		Limits	Result	Qualifier	Limits	Result	Qualifier
111102A-BLK	Blank	50-135	70.3				
111102A-LCS	Lab Control Spike	50-135	55.0				
AY49559-MS	Matrix Spike	50-135	60.0				
AY49559-MSD	Matrix SpikeD	50-135	64.0				
AY49559	ES053	50-135	70.6				
AY49561	ES055	50-135	68.0				
AY49562	ES056	50-135	65.0				

Comments: Batch: #SIMHC-111102A

Laboratory Control Spike Recovery
EPA 8270D SIM

APPL ID: 111102W-49559 LCS - 161018
Batch ID: #SIMHC-111102A

APPL Inc.
908 North Temperance Avenue
Clovis, CA 93611

Compound Name	Spike Level ug/L	SPK Result ug/L	SPK % Recovery	Recovery Limits
1-METHYLNAPHTHALENE	4.00	2.39	59.8	45-105
2-METHYLNAPHTHALENE	4.00	2.55	63.7	45-105
ACENAPHTHENE	4.00	2.50	62.5	45-110
ACENAPHTHYLENE	4.00	2.43	60.8	50-105
ANTHRACENE	4.00	2.53	63.2	55-110
BENZO(A)ANTHRACENE	4.00	2.93	73.3	55-110
BENZO(A)PYRENE	4.00	2.55	63.7	55-110
BENZO(B)FLUORANTHENE	4.00	2.58	64.5	45-120
BENZO(GHI)PERYLENE	4.00	2.81	70.3	40-125
BENZO(K)FLUORANTHENE	4.00	3.00	75.0	45-125
CHRYSENE	4.00	2.69	67.3	55-110
DIBENZ(A,H)ANTHRACENE	4.00	2.85	71.3	40-125
FLUORANTHENE	4.00	2.88	72.0	55-115
FLUORENE	4.00	2.43	60.8	50-110
INDENO(1,2,3-CD)PYRENE	4.00	2.93	73.3	45-125
NAPHTHALENE	4.00	2.28	57.0	40-100
PHENANTHRENE	4.00	2.46	61.5	50-115
PYRENE	4.00	2.53	63.2	50-130

SURROGATE: 2-FLUORBIPHENYL (S)	2.00	1.17	58.5	50-110
SURROGATE: NITROBENZENE-D5 (S)	2.00	1.33	66.5	40-110
SURROGATE: TERPHENYL-D14 (S)	2.00	1.10	55.0	50-135

Comments: _____

Primary	SPK
Quant Method :	SIM2.M
Extraction Date :	11/02/11
Analysis Date :	11/05/11
Instrument :	Linus
Run :	1105L022
Initials :	LF

Matrix Spike Recoveries

EPA 8270D SIM

APPL ID: 111102W-49559 MS - 161018

Batch ID: #SIMHC-111102A

Sample ID: AY49559

Client ID: ES053

APPL Inc.

908 North Temperance Avenue

Clovis, CA 93611

Compound Name	Spike Lvl ug/L	Matrix Result ug/L	SPK Result ug/L	DUP Result ug/L	SPK % Recovery	DUP % Recovery	Recovery Limits	RPD %	RPD Limits
1-METHYLNAPHTHALENE	4.00	ND	2.43	2.27	60.8	56.8	45-105	6.8	25
2-METHYLNAPHTHALENE	4.00	ND	2.49	2.37	62.3	59.3	45-105	4.9	25
ACENAPHTHENE	4.00	ND	2.42	2.38	60.5	59.5	45-110	1.7	25
ACENAPHTHYLENE	4.00	ND	2.37	2.33	59.3	58.3	50-105	1.7	25
ANTHRACENE	4.00	ND	2.39	2.47	59.8	61.8	55-110	3.3	25
BENZO(A)ANTHRACENE	4.00	ND	3.19	3.41	79.8	85.3	55-110	6.7	25
BENZO(A)PYRENE	4.00	ND	2.79	2.95	69.8	73.8	55-110	5.6	25
BENZO(B)FLUORANTHENE	4.00	ND	2.96	2.96	74.0	74.0	45-120	0.0	25
BENZO(GHI)PERYLENE	4.00	ND	3.13	3.29	78.3	82.3	40-125	5.0	25
BENZO(K)FLUORANTHENE	4.00	ND	3.31	3.50	82.8	87.5	45-125	5.6	25
CHRYSENE	4.00	ND	2.97	3.21	74.3	80.3	55-110	7.8	25
DIBENZ(A,H)ANTHRACENE	4.00	ND	3.23	3.39	80.8	84.8	40-125	4.8	25
FLUORANTHENE	4.00	ND	3.10	3.26	77.5	81.5	55-115	5.0	25
FLUORENE	4.00	ND	2.53	2.77	63.2	69.3	50-110	9.1	25
INDENO(1,2,3-CD)PYRENE	4.00	ND	3.26	3.52	81.5	88.0	45-125	7.7	25
NAPHTHALENE	4.00	ND	2.35	2.20	58.8	55.0	40-100	6.6	25
PHENANTHRENE	4.00	ND	2.59	2.80	64.8	70.0	50-115	7.8	25
PYRENE	4.00	ND	2.86	3.05	71.5	76.3	50-130	6.4	25

SURROGATE: 2-FLUORBIPHENYL (S)	2.00	NA	1.11	1.12	55.5	56.0	50-110		
SURROGATE: NITROBENZENE-D5 (S)	2.00	NA	1.52	1.52	76.0	76.0	40-110		
SURROGATE: TERPHENYL-D14 (S)	2.00	NA	1.20	1.28	60.0	64.0	50-135		

Comments:

Primary	SPK	DUP
Quant Method :	SIM2.M	SIM2.M
Extraction Date :	11/02/11	11/02/11
Analysis Date :	11/05/11	11/05/11
Instrument :	Linus	Linus
Run :	1105L023	1105L024
Initials :	LF	

8270D-SIM

Form 4

Blank Summary

Lab Name: APPL, Inc.

SDG No: 66133

Case No: 66133

Date Analyzed: 11/05/11

Matrix: WATER

Instrument: Linus

Blank ID: 111102A-BLK

Time Analyzed: 1719

APPL ID.	Client Sample No.	File ID.	Date Analyzed
111102A-BLK	Blank	1105L021	11/05/11 1719
111102A-LCS	Lab Control Spike	1105L022	11/05/11 1744
111102A-MS	Matrix Spike	1105L023	11/05/11 1810
111102A-MSD	Matrix SpikeD	1105L024	11/05/11 1835
AY49559	ES053	1105L025	11/05/11 1900
AY49561	ES055	1105L026	11/05/11 1925
AY49562	ES056	1105L027	11/05/11 1950

Comments: Batch: #SIMHC-111102A

Form 5
Tune Summary

Lab Name: APPL Inc.
 Case No: 66133
 Matrix: Water
 ID: SVTUNE 10-27-11

SDG No: 66133
 Date Analyzed: 11/05/11
 Instrument: Linus
 Time Analyzed: 16:36

Client Sample No.	APPL ID.	File ID.	Date Analyzed
1	Blank	111102A BLK 1/1000	1105L021.D
2	Lab Control Spike	111102A LCS-1 1/1000	1105L022.D
3	Matrix Spike	AY49559W34 MS-1 1/10	1105L023.D
4	Matrix Spike Dup	AY49559W40 MSD-1 1/1	1105L024.D
5	ES053	AY49559W38 1/1020	1105L025.D
6	ES055	AY49561W10 1/1050	1105L026.D
7	ES056	AY49562W10 1/1050	1105L027.D
8			
9			
10			
11			
12			
13			
14			
15			
16			
17			
18			
19			
20			
21			
22			

m/e

51 29.95 - 60% of mass 198	59.0
68 0 - 2.05% of mass 69	0.0
70 0 - 2% of mass 69	0.6
127 40 - 60% of mass 198	55.1
197 0 - 1% of mass 198	0.5
198 100 - 100% of mass 198	100.0
199 5 - 9% of mass 198	7.1
275 10 - 30% of mass 198	23.2
365 1 - 100% of mass 198	1.9
441 0.01 - 100% of mass 443	73.0
442 40 - 150% of mass 198	58.8
443 17 - 23% of mass 442	19.7

8A
INTERNAL STANDARD AREA AND RT SUMMARY

Lab Name: APPL Inc. Contract: Review
 Lab Code: _____ SDG No.: 66133
 Lab File ID (Standard): 1028L007.D Date Analyzed: 10/28/11
 Instrument ID: Linus Time Analyzed: 11:58
 GC Column: _____ ID: _____ Heated Purge: (Y/N) _____

	Napthalene-D8(IS)		Acenaphthene-D10(IS)		Phenanthrene-D10(IS)	
	AREA #	RT #	AREA #	RT #	AREA #	RT #
12 HOUR STD	2479	6.12	1083	8.11	1851	9.85
UPPER LIMIT	4958	6.62	2166	8.61	3702	10.35
LOWER LIMIT	1240	5.62	542	7.61	926	9.35
SAMPLE NO.						
01 111102A BLK 1/1000	1978	6.12	922	8.11	1631	9.86
02 111102A LCS-1 1/1000	2072	6.12	954	8.11	1702	9.85
03 AY49559W34 MS-1 1/10	2120	6.12	1011	8.11	1779	9.85
04 AY49559W40 MSD-1 1/	2052	6.12	956	8.11	1684	9.85
05 AY49559W38 1/1020	2158	6.12	1059	8.11	1767	9.86
06 AY49561W10 1/1050	2421	6.12	1174	8.11	2019	9.85
07 AY49562W10 1/1050	2466	6.12	1188	8.11	2408	9.85
08						
09						
10						
11						
12						
13						
14						
15						
16						
17						
18						
19						
20						
21						
22						

AREA UPPER LIMIT = +100% of internal standard area.
 AREA LOWER LIMIT = -50% of internal standard area.
 RT UPPER LIMIT = +0.50 minutes of internal standard RT
 RT LOWER LIMIT = -0.50 minutes of internal standard RT

Column used to flag values outside QC limits with an asterisk.
 * Values outside of QC limits.

8A
INTERNAL STANDARD AREA AND RT SUMMARY

Lab Name: APPL Inc. Contract: Review
 Lab Code: _____ SDG No.: 66133
 Lab File ID (Standard): 1028L007.D Date Analyzed: 10/28/11
 Instrument ID: Linus Time Analyzed: 11:58
 GC Column: _____ ID: _____ Heated Purge: (Y/N) _____

		Chrysene-D12(IS)		Perylene-D12(IS)			
		AREA #	RT #	AREA #	RT #	AREA #	RT #
12 HOUR STD		2378	12.93	1871	14.56		
UPPER LIMIT		4756	13.43	3742	15.06		
LOWER LIMIT		1189	12.43	936	14.06		
SAMPLE NO.							
01	111102A BLK 1/1000	2267	12.94	2019	14.57		
02	111102A LCS-1 1/1000	2377	12.93	2052	14.56		
03	AY49559W34 MS-1 1/1000	2433	12.93	2067	14.56		
04	AY49559W40 MSD-1 1/1000	2275	12.93	2009	14.56		
05	AY49559W38 1/1020	2391	12.94	2036	14.57		
06	AY49561W10 1/1050	2708	12.94	2321	14.57		
07	AY49562W10 1/1050	2762	12.94	2420	14.57		
08							
09							
10							
11							
12							
13							
14							
15							
16							
17							
18							
19							
20							
21							
22							

AREA UPPER LIMIT = +100% of internal standard area.
 AREA LOWER LIMIT = -50% of internal standard area.
 RT UPPER LIMIT = +0.50 minutes of internal standard RT
 RT LOWER LIMIT = -0.50 minutes of internal standard RT

Column used to flag values outside QC limits with an asterisk.
 * Values outside of QC limits.

EPA METHOD 8270
Polynuclear Aromatic Hydrocarbons
Sample Data

APPL, INC.

EPA 8270D SIM

Environet, Inc.
650 Iwilei Rd, #204
Honolulu, HI 96817

APPL Inc.
908 North Temperance Avenue
Clovis, CA 93611

Attn: Stacey Fineran

Project: RED HILL/1022-024

ARF: 66133

Sample ID: ES053

APPL ID: AY49559

Sample Collection Date: 10/26/11

QCG: #SIMHC-111102A-161018

Method	Analyte	Result	LOQ	LOD	DL	Units	Extraction Date	Analysis Date
8270D-SIM	1-METHYLNAPHTHALENE	0.12 U	0.2	0.12	0.06	ug/L	11/02/11	11/05/11
8270D-SIM	2-METHYLNAPHTHALENE	0.12 U	0.2	0.12	0.06	ug/L	11/02/11	11/05/11
8270D-SIM	ACENAPHTHENE	0.12 U	0.2	0.12	0.06	ug/L	11/02/11	11/05/11
8270D-SIM	ACENAPHTHYLENE	0.12 U	0.2	0.12	0.06	ug/L	11/02/11	11/05/11
8270D-SIM	ANTHRACENE	0.10 U	0.2	0.10	0.05	ug/L	11/02/11	11/05/11
8270D-SIM	BENZO(A)ANTHRACENE	0.14 U	0.2	0.14	0.07	ug/L	11/02/11	11/05/11
8270D-SIM	BENZO(A)PYRENE	0.14 U	0.2	0.14	0.07	ug/L	11/02/11	11/05/11
8270D-SIM	BENZO(B)FLUORANTHENE	0.12 U	0.2	0.12	0.06	ug/L	11/02/11	11/05/11
8270D-SIM	BENZO(GHI)PERYLENE	0.16 U	0.2	0.16	0.08	ug/L	11/02/11	11/05/11
8270D-SIM	BENZO(K)FLUORANTHENE	0.14 U	0.2	0.14	0.07	ug/L	11/02/11	11/05/11
8270D-SIM	CHRYSENE	0.10 U	0.2	0.10	0.05	ug/L	11/02/11	11/05/11
8270D-SIM	DIBENZ(A,H)ANTHRACENE	0.10 U	0.2	0.10	0.05	ug/L	11/02/11	11/05/11
8270D-SIM	FLUORANTHENE	0.16 U	0.2	0.16	0.08	ug/L	11/02/11	11/05/11
8270D-SIM	FLUORENE	0.12 U	0.2	0.12	0.06	ug/L	11/02/11	11/05/11
8270D-SIM	INDENO(1,2,3-CD)PYRENE	0.14 U	0.2	0.14	0.07	ug/L	11/02/11	11/05/11
8270D-SIM	NAPHTHALENE	0.10 U	0.2	0.10	0.05	ug/L	11/02/11	11/05/11
8270D-SIM	PHENANTHRENE	0.14 U	0.2	0.14	0.07	ug/L	11/02/11	11/05/11
8270D-SIM	PYRENE	0.16 U	0.2	0.16	0.08	ug/L	11/02/11	11/05/11
8270D-SIM	SURROGATE: 2-FLUORBIPHENYL (S)	57.2	50-110			%	11/02/11	11/05/11
8270D-SIM	SURROGATE: NITROBENZENE-D5 (S)	85.3	40-110			%	11/02/11	11/05/11
8270D-SIM	SURROGATE: TERPHENYL-D14 (S)	70.6	50-135			%	11/02/11	11/05/11

Quant Method: SIM2.M
Run #: 1105L025
Instrument: Linus
Sequence: L111027
Dilution Factor: 1
Initials: LF

Printed: 11/09/11 3:39:32 PM
APPL-F1-SC-NoMC-REG MDLs

Data File : M:\LINUS\DATA\L111027\1105L025.D Vial: 25
 Acq On : 5 Nov 11 19:00 Operator: LF
 Sample : AY49559W38 1/1020 Inst : Linus
 Misc : Multiplr: 0.98

Quant Time: Nov 9 8:46 2011 Quant Results File: SIM2.RES

Quant Method : M:\LINUS\DATA\L111027\SIM2.M (RTE Integrator)
 Title : EPA 8270C
 Last Update : Wed Nov 02 15:56:51 2011
 Response via : Initial Calibration
 DataAcq Meth : 87SIMAQ

Internal Standards	R.T.	QIon	Response	Conc	Units	Dev(Min)
1) Napthalene-D8 (IS)	6.12	136	2158	2.50000	ppb	0.00
6) Acenaphthene-D10 (IS)	8.11	164	1059	2.50000	ppb	0.00
11) Phenanthrene-D10 (IS)	9.86	188	1767	2.50000	ppb	0.01
15) Chrysene-D12 (IS)	12.94	240	2391	2.50000	ppb	0.01
21) Perylene-D12 (IS)	14.57	264	2036	2.50000	ppb	0.01
System Monitoring Compounds						
2) Surrogate Recovery (NBZ)	5.42	82	659	1.67165	ppb	-0.02
Spiked Amount	1.961		Recovery	=	85.272%	
7) Surrogate Recovery (FBP)	7.36	172	1080	1.12156	ppb	0.01
Spiked Amount	1.961		Recovery	=	57.222%	
17) Surrogate Recovery (TPH)	11.71	244	1454	1.38456	ppb	0.00
Spiked Amount	1.961		Recovery	=	70.635%	

Target Compounds Qvalue

Quantitation Report

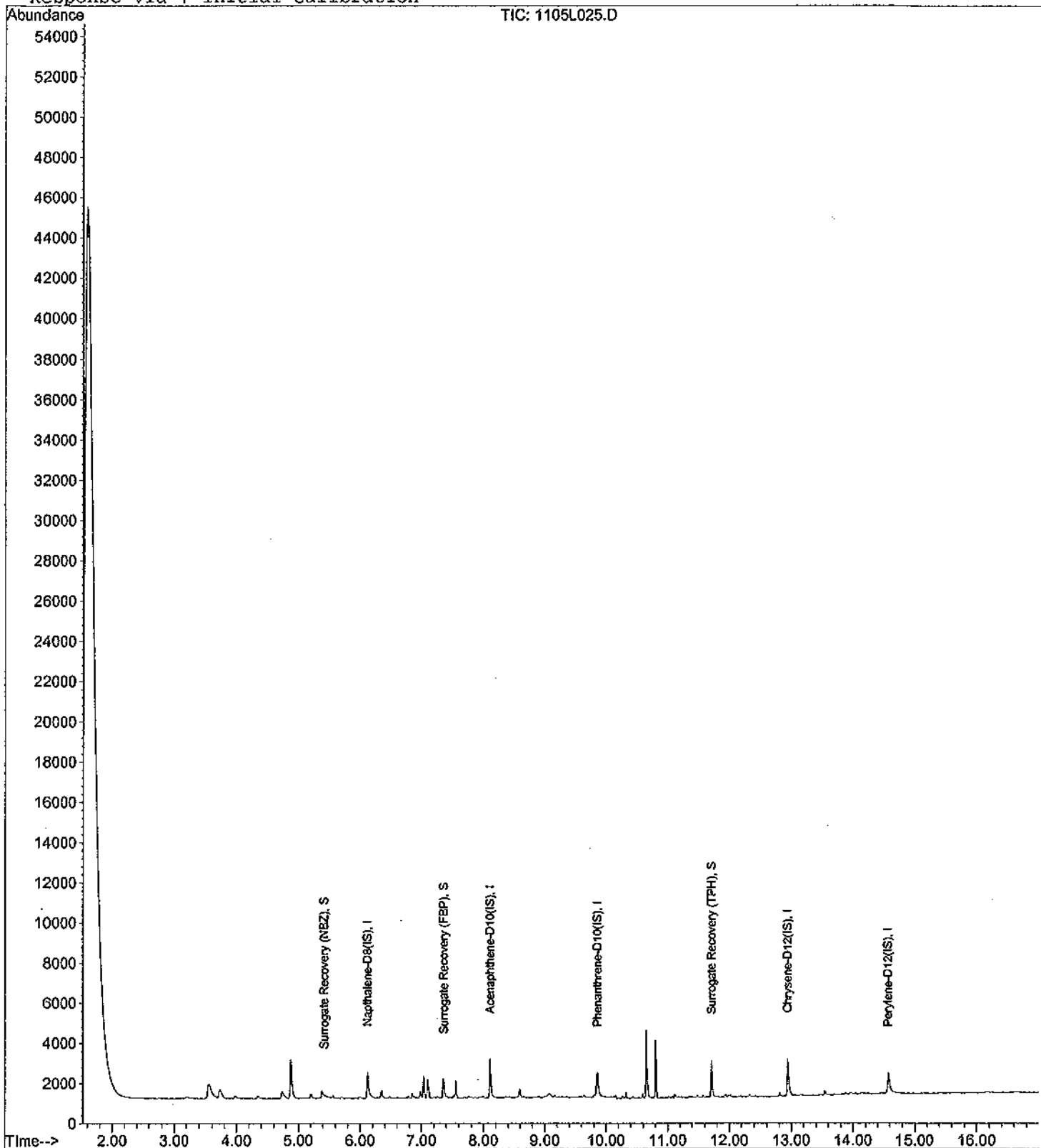
Data File : M:\LINUS\DATA\L111027\1105L025.D
Acq On : 5 Nov 11 19:00
Sample : AY49559W38 1/1020
Misc :

Vial: 25
Operator: LF
Inst : Linus
Multiplr: 0.98

Quant Time: Nov 9 8:46 2011

Quant Results File: SIM2.RES

Method : M:\LINUS\DATA\L111027\SIM2.M (RTE Integrator)
Title : EPA 8270C
Last Update : Tue Nov 08 16:22:04 2011
Response via : Initial Calibration



EPA 8270D SIM

Environet, Inc.
650 Iwilei Rd, #204
Honolulu, HI 96817

APPL Inc.
908 North Temperance Avenue
Clovis, CA 93611

Attn: Stacey Fineran

Project: RED HILL/1022-024

Sample ID: ES055

Sample Collection Date: 10/26/11

ARF: 66133

APPL ID: AY49561

QCG: #SIMHC-111102A-161018

Method	Analyte	Result	LOQ	LOD	DL	Units	Extraction Date	Analysis Date
8270D-SIM	1-METHYLNAPHTHALENE	0.12 U	0.2	0.12	0.06	ug/L	11/02/11	11/05/11
8270D-SIM	2-METHYLNAPHTHALENE	0.12 U	0.2	0.12	0.06	ug/L	11/02/11	11/05/11
8270D-SIM	ACENAPHTHENE	0.12 U	0.2	0.12	0.06	ug/L	11/02/11	11/05/11
8270D-SIM	ACENAPHTHYLENE	0.12 U	0.2	0.12	0.06	ug/L	11/02/11	11/05/11
8270D-SIM	ANTHRACENE	0.10 U	0.2	0.10	0.05	ug/L	11/02/11	11/05/11
8270D-SIM	BENZO(A)ANTHRACENE	0.14 U	0.2	0.14	0.07	ug/L	11/02/11	11/05/11
8270D-SIM	BENZO(A)PYRENE	0.14 U	0.2	0.14	0.07	ug/L	11/02/11	11/05/11
8270D-SIM	BENZO(B)FLUORANTHENE	0.12 U	0.2	0.12	0.06	ug/L	11/02/11	11/05/11
8270D-SIM	BENZO(GHI)PERYLENE	0.16 U	0.2	0.16	0.08	ug/L	11/02/11	11/05/11
8270D-SIM	BENZO(K)FLUORANTHENE	0.14 U	0.2	0.14	0.07	ug/L	11/02/11	11/05/11
8270D-SIM	CHRYSENE	0.10 U	0.2	0.10	0.05	ug/L	11/02/11	11/05/11
8270D-SIM	DIBENZ(A,H)ANTHRACENE	0.10 U	0.2	0.10	0.05	ug/L	11/02/11	11/05/11
8270D-SIM	FLUORANTHENE	0.16 U	0.2	0.16	0.08	ug/L	11/02/11	11/05/11
8270D-SIM	FLUORENE	0.12 U	0.2	0.12	0.06	ug/L	11/02/11	11/05/11
8270D-SIM	INDENO(1,2,3-CD)PYRENE	0.14 U	0.2	0.14	0.07	ug/L	11/02/11	11/05/11
8270D-SIM	NAPHTHALENE	0.10 U	0.2	0.10	0.05	ug/L	11/02/11	11/05/11
8270D-SIM	PHENANTHRENE	0.14 U	0.2	0.14	0.07	ug/L	11/02/11	11/05/11
8270D-SIM	PYRENE	0.16 U	0.2	0.16	0.08	ug/L	11/02/11	11/05/11
8270D-SIM	SURROGATE: 2-FLUORBIPHENYL (S)	62.9	50-110			%	11/02/11	11/05/11
8270D-SIM	SURROGATE: NITROBENZENE-D5 (S)	81.7	40-110			%	11/02/11	11/05/11
8270D-SIM	SURROGATE: TERPHENYL-D14 (S)	68.0	50-135			%	11/02/11	11/05/11

Quant Method: SIM2.M
Run #: 1105L026
Instrument: Linus
Sequence: L111027
Dilution Factor: 1
Initials: LF

Printed: 11/09/11 3:39:32 PM
APPL-F1-SC-NoMC-REG MDLs

Data File : M:\LINUS\DATA\L111027\1105L026.D Vial: 26
 Acq On : 5 Nov 11 19:25 Operator: LF
 Sample : AY49561W10 1/1050 Inst : Linus
 Misc : Multiplr: 0.95

Quant Time: Nov 9 8:46 2011 Quant Results File: SIM2.RES

Quant Method : M:\LINUS\DATA\L111027\SIM2.M (RTE Integrator)
 Title : EPA 8270C
 Last Update : Wed Nov 02 15:56:51 2011
 Response via : Initial Calibration
 DataAcq Meth : 87SIMAQ

Internal Standards	R.T.	QIon	Response	Conc	Units	Dev(Min)
1) Napthalene-D8 (IS)	6.12	136	2421	2.50000	ppb	0.00
6) Acenaphthene-D10 (IS)	8.11	164	1174	2.50000	ppb	0.00
11) Phenanthrene-D10 (IS)	9.85	188	2019	2.50000	ppb	0.00
15) Chrysene-D12 (IS)	12.94	240	2708	2.50000	ppb	0.01
21) Perylene-D12 (IS)	14.57	264	2321	2.50000	ppb	0.01

System Monitoring Compounds	R.T.	QIon	Response	Conc	Units	Dev(Min)
2) Surrogate Recovery (NBZ)	5.40	82	709	1.55731	ppb	-0.05
Spiked Amount	1.905					
Recovery				=	81.743%	
7) Surrogate Recovery (FBP)	7.35	172	1316	1.19755	ppb	0.00
Spiked Amount	1.905					
Recovery				=	62.895%	
17) Surrogate Recovery (TPH)	11.71	244	1586	1.29536	ppb	0.00
Spiked Amount	1.905					
Recovery				=	67.988%	

Target Compounds Qvalue

Quantitation Report

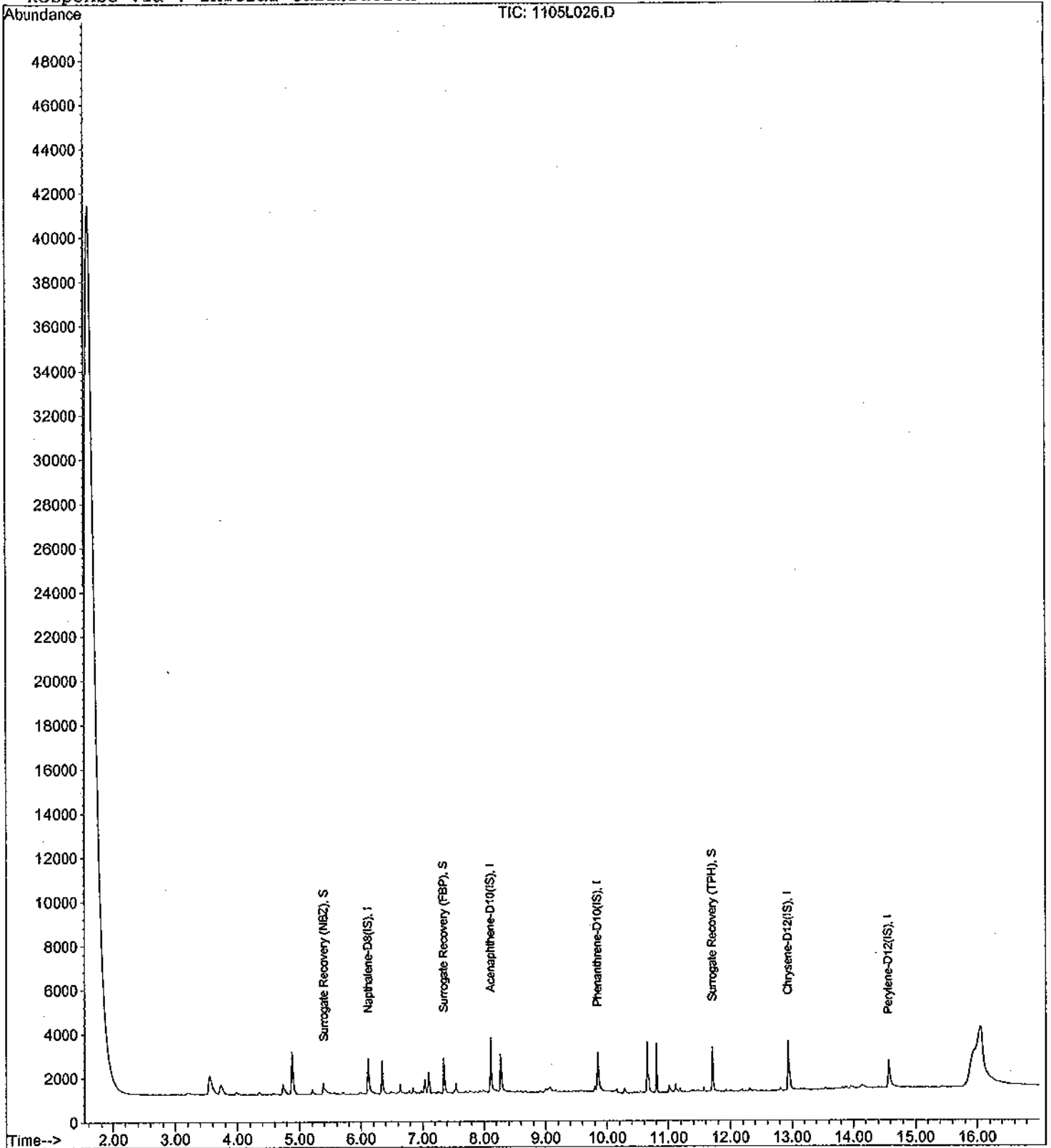
Data File : M:\LINUS\DATA\L111027\1105L026.D
Acq On : 5 Nov 11 19:25
Sample : AY49561W10 1/1050
Misc :

Vial: 26
Operator: LF
Inst : Linus
Multiplr: 0.95

Quant Time: Nov 9 8:46 2011

Quant Results File: SIM2.RES

Method : M:\LINUS\DATA\L111027\SIM2.M (RTE Integrator)
Title : EPA 8270C
Last Update : Tue Nov 08 16:22:04 2011
Response via : Initial Calibration



EPA 8270D SIM

Environet, Inc.
650 Iwilei Rd, #204
Honolulu, HI 96817

APPL Inc.
908 North Temperance Avenue
Clovis, CA 93611

Attn: Stacey Fineran

Project: RED HILL/1022-024

Sample ID: ES056

Sample Collection Date: 10/26/11

ARF: 66133

APPL ID: AY49562

QCG: #SIMHC-111102A-161018

Method	Analyte	Result	LOQ	LOD	DL	Units	Extraction Date	Analysis Date
8270D-SIM	1-METHYLNAPHTHALENE	0.12 U	0.2	0.12	0.06	ug/L	11/02/11	11/05/11
8270D-SIM	2-METHYLNAPHTHALENE	0.12 U	0.2	0.12	0.06	ug/L	11/02/11	11/05/11
8270D-SIM	ACENAPHTHENE	0.12 U	0.2	0.12	0.06	ug/L	11/02/11	11/05/11
8270D-SIM	ACENAPHTHYLENE	0.12 U	0.2	0.12	0.06	ug/L	11/02/11	11/05/11
8270D-SIM	ANTHRACENE	0.10 U	0.2	0.10	0.05	ug/L	11/02/11	11/05/11
8270D-SIM	BENZO(A)ANTHRACENE	0.14 U	0.2	0.14	0.07	ug/L	11/02/11	11/05/11
8270D-SIM	BENZO(A)PYRENE	0.14 U	0.2	0.14	0.07	ug/L	11/02/11	11/05/11
8270D-SIM	BENZO(B)FLUORANTHENE	0.12 U	0.2	0.12	0.06	ug/L	11/02/11	11/05/11
8270D-SIM	BENZO(GHI)PERYLENE	0.16 U	0.2	0.16	0.08	ug/L	11/02/11	11/05/11
8270D-SIM	BENZO(K)FLUORANTHENE	0.14 U	0.2	0.14	0.07	ug/L	11/02/11	11/05/11
8270D-SIM	CHRYSENE	0.10 U	0.2	0.10	0.05	ug/L	11/02/11	11/05/11
8270D-SIM	DIBENZ(A,H)ANTHRACENE	0.10 U	0.2	0.10	0.05	ug/L	11/02/11	11/05/11
8270D-SIM	FLUORANTHENE	0.16 U	0.2	0.16	0.08	ug/L	11/02/11	11/05/11
8270D-SIM	FLUORENE	0.12 U	0.2	0.12	0.06	ug/L	11/02/11	11/05/11
8270D-SIM	INDENO(1,2,3-CD)PYRENE	0.14 U	0.2	0.14	0.07	ug/L	11/02/11	11/05/11
8270D-SIM	NAPHTHALENE	0.10 U	0.2	0.10	0.05	ug/L	11/02/11	11/05/11
8270D-SIM	PHENANTHRENE	0.14 U	0.2	0.14	0.07	ug/L	11/02/11	11/05/11
8270D-SIM	PYRENE	0.16 U	0.2	0.16	0.08	ug/L	11/02/11	11/05/11
8270D-SIM	SURROGATE: 2-FLUORBIPHENYL (S)	56.4	50-110			%	11/02/11	11/05/11
8270D-SIM	SURROGATE: NITROBENZENE-D5 (S)	70.2	40-110			%	11/02/11	11/05/11
8270D-SIM	SURROGATE: TERPHENYL-D14 (S)	65.0	50-135			%	11/02/11	11/05/11

Quant Method: SIM2.M
Run #: 1105L027
Instrument: Linus
Sequence: L111027
Dilution Factor: 1
Inittals: LF

Printed: 11/09/11 3:39:32 PM
APPL-F1-SC-NoMC-REG MDLs

Data File : M:\LINUS\DATA\L111027\1105L027.D
 Acq On : 5 Nov 11 19:50
 Sample : AY49562W10 1/1050
 Misc :

Vial: 27
 Operator: LF
 Inst : Linus
 Multiplr: 0.95

Quant Time: Nov 9 8:46 2011

Quant Results File: SIM2.RES

Quant Method : M:\LINUS\DATA\L111027\SIM2.M (RTE Integrator)
 Title : EPA 8270C
 Last Update : Wed Nov 02 15:56:51 2011
 Response via : Initial Calibration
 DataAcq Meth : 87SIMAQ

Internal Standards	R.T.	QIon	Response	Conc	Units	Dev(Min)
1) Napthalene-D8 (IS)	6.12	136	2466	2.50000	ppb	0.00
6) Acenaphthene-D10 (IS)	8.11	164	1188	2.50000	ppb	0.00
11) Phenanthrene-D10 (IS)	9.85	188	2408	2.50000	ppb	0.00
15) Chrysene-D12 (IS)	12.94	240	2762	2.50000	ppb	0.01
21) Perylene-D12 (IS)	14.57	264	2420	2.50000	ppb	0.01

System Monitoring Compounds

2) Surrogate Recovery (NBZ)	5.40	82	620	1.33697	ppb	-0.05
Spiked Amount	1.905		Recovery	=	70.193%	
7) Surrogate Recovery (FBP)	7.35	172	1195	1.07463	ppb	0.00
Spiked Amount	1.905		Recovery	=	56.437%	
17) Surrogate Recovery (TPH)	11.71	244	1546	1.23801	ppb	0.00
Spiked Amount	1.905		Recovery	=	64.995%	

Target Compounds

Qvalue

Quantitation Report

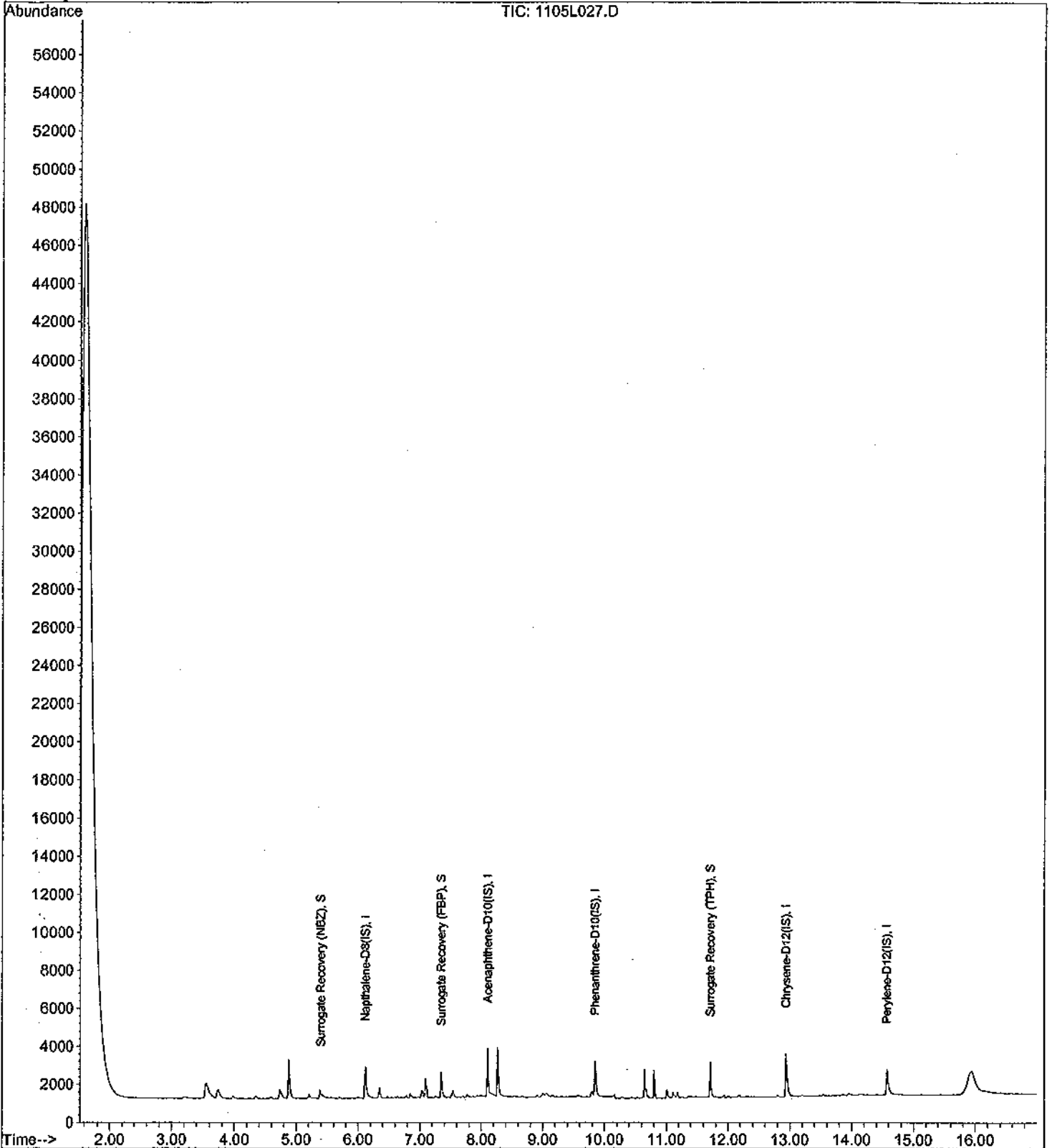
Data File : M:\LINUS\DATA\L111027\1105L027.D
Acq On : 5 Nov 11 19:50
Sample : AY49562W10 1/1050
Misc :

Vial: 27
Operator: LF
Inst : Linus
Multiplr: 0.95

Quant Time: Nov 9 8:46 2011

Quant Results File: SIM2.RES

Method : M:\LINUS\DATA\L111027\SIM2.M (RTE Integrator)
Title : EPA 8270C
Last Update : Tue Nov 08 16:22:04 2011
Response via : Initial Calibration



EPA METHOD 8270
Polynuclear Aromatic Hydrocarbons
Calibration Data

APPL, INC.

Data File : M:\LINUS\DATA\L111027\1027L003.D
 Acq On : 27 Oct 11 19:12
 Sample : 0.1ug/ml PAH 10-27-11
 Misc :

Vial: 3
 Operator: LF
 Inst : Linus
 Multiplr: 1.00

Quant Time: Oct 30 11:15 2011

Quant Results File: SIM2.RES

Quant Method : M:\LINUS\DATA\L111028\SIM2.M (RTE Integrator)
 Title : EPA 8270C
 Last Update : Sun Oct 30 10:57:42 2011
 Response via : Initial Calibration
 DataAcq Meth : 87SIMAQ

Internal Standards	R.T.	QIon	Response	Conc	Units	Dev(Min)
1) Napthalene-D8 (IS)	6.14	136	2908	2.50000	ppb	0.02
6) Acenaphthene-D10 (IS)	8.12	164	1434	2.50000	ppb	0.01
11) Phenanthrene-D10 (IS)	9.87	188	2391	2.50000	ppb	0.02
15) Chrysene-D12 (IS)	12.95	240	2986	2.50000	ppb	0.02
21) Perylene-D12 (IS)	14.58	264	2411	2.50000	ppb	0.02

System Monitoring Compounds	R.T.	QIon	Response	Conc	Units	Dev(Min)
2) Surrogate Recovery (NBZ)	5.61	82	48	0.74306	ppb	0.19
Spiked Amount 2.000			Recovery =	37.150%		
7) Surrogate Recovery (FBP)	7.40	172	130	0.09815	ppb	0.05
Spiked Amount 2.000			Recovery =	4.900%		
17) Surrogate Recovery (TPH)	11.74	244	137	0.09107	ppb	0.02
Spiked Amount 2.000			Recovery =	4.550%		

Target Compounds	R.T.	QIon	Response	Conc	Units	Qvalue
3) Naphthalene	6.17	128	215	0.10425	ppb	93
4) 2-Methylnaphthalene	7.01	142	97	0.09198	ppb	99
5) 1-Methylnaphthalene	7.08	142	117	0.09071	ppb	97
8) Acenaphthylene	7.99	152	204	0.10524	ppb	99
9) Acenaphthene	8.16	154	126	0.11351	ppb	94
10) Fluorene	8.81	166	125	0.10297	ppb	98
12) Phenanthrene	9.90	178	177	0.11216	ppb	95
13) Anthracene	9.99	178	166	0.10145	ppb	95
14) Fluoranthene	11.30	202	298	0.10883	ppb #	90
16) Pyrene	11.56	202	303	0.11040	ppb	99
18) Benz (a) anthracene	12.95	228	211	0.11702	ppb	96
19) Chrysene	12.98	228	255	0.09385	ppb	98
20) Indeno (1,2,3-cd) pyrene	16.19	276	218	0.11665	ppb #	93
22) Benzo (b) fluoranthene	14.15	252	165	0.09422	ppb #	95
23) Benzo (k) fluoranthene	14.19	252	206	0.11693	ppb	65
24) Benzo (a) pyrene	14.54	252	193	0.11081	ppb	95
25) Dibenz (a,h) anthracene	16.17	278	171	0.11827	ppb	92
26) Benzo (g,h,i) perylene	16.64	276	136	0.08955	ppb #	89

Quantitation Report

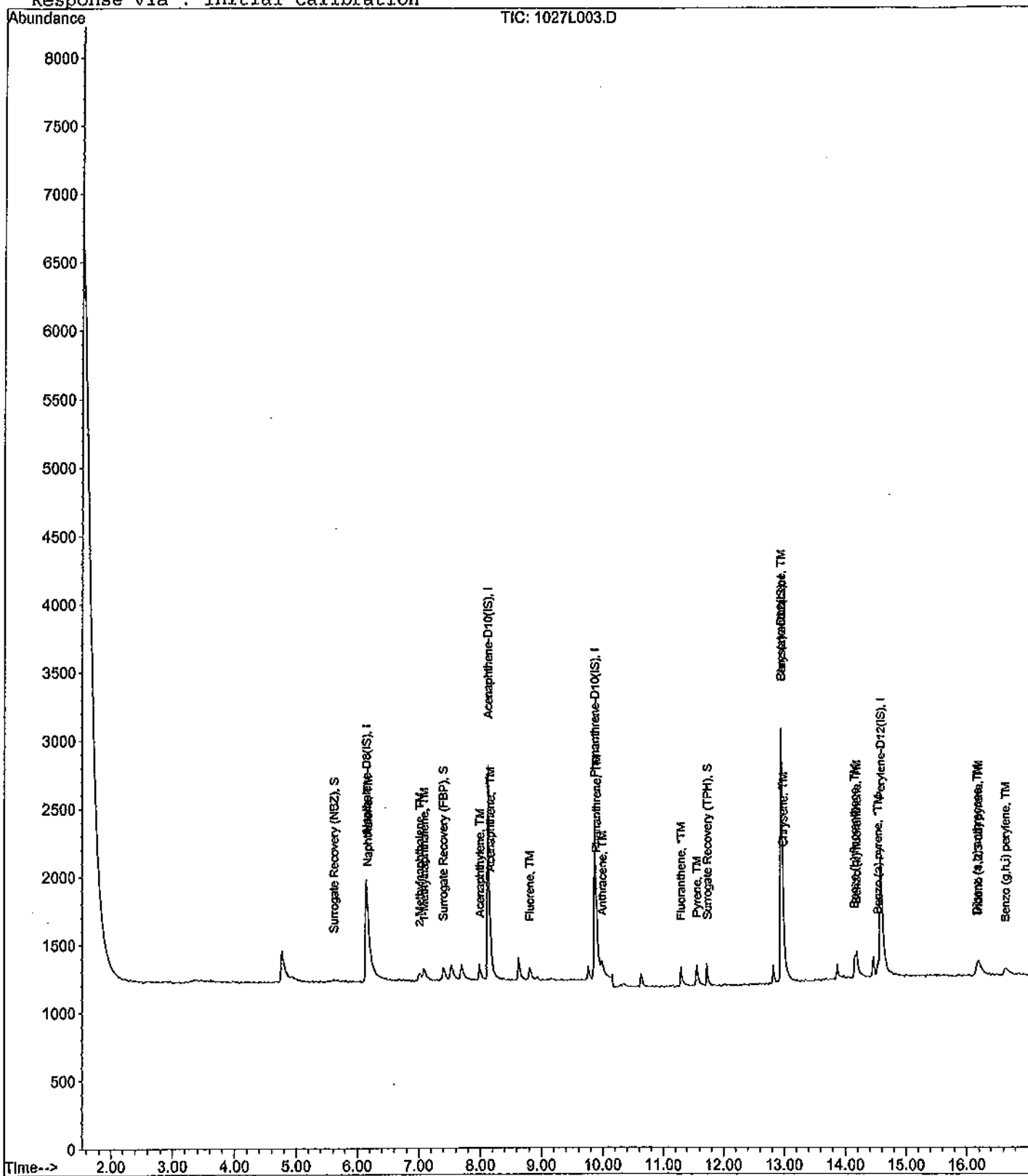
Data File : M:\LINUS\DATA\L111027\1027L003.D
 Acq On : 27 Oct 11 19:12
 Sample : 0.1ug/ml PAH 10-27-11
 Misc :

Vial: 3
 Operator: LF
 Inst : Linus
 Multiplr: 1.00

Quant Time: Oct 30 11:15 2011

Quant Results File: SIM2.RES

Method : M:\LINUS\DATA\L111027\SIM2.M (RTE Integrator)
 Title : EPA 8270C
 Last Update : Tue Nov 01 17:14:29 2011
 Response via : Initial Calibration



Data File : M:\LINUS\DATA\L111027\1027L004.D Vial: 4
 Acq On : 27 Oct 11 19:38 Operator: LF
 Sample : 0.2ug/ml PAH Inst : Linus
 Misc : Multiplr: 1.00

Quant Time: Oct 30 11:13 2011 Quant Results File: SIM2.RES

Quant Method : M:\LINUS\DATA\L111028\SIM2.M (RTE Integrator)
 Title : EPA 8270C
 Last Update : Sun Oct 30 10:57:42 2011
 Response via : Initial Calibration
 DataAcq Meth : 87SIMAQ

Internal Standards	R.T.	QIon	Response	Conc	Units	Dev(Min)
1) Naphthalene-D8 (IS)	6.14	136	2862	2.50000	ppb	0.02
6) Acenaphthene-D10 (IS)	8.12	164	1317	2.50000	ppb	0.01
11) Phenanthrene-D10 (IS)	9.87	188	2305	2.50000	ppb	0.02
15) Chrysene-D12 (IS)	12.95	240	2814	2.50000	ppb	0.02
21) Perylene-D12 (IS)	14.58	264	2323	2.50000	ppb	0.02
System Monitoring Compounds						
2) Surrogate Recovery (NBZ)	5.60	82	107	0.84083	ppb	0.18
Spiked Amount	2.000		Recovery	=	42.050%	
7) Surrogate Recovery (FBP)	7.40	172	250	0.20995	ppb	0.05
Spiked Amount	2.000		Recovery	=	10.500%	
17) Surrogate Recovery (TPH)	11.72	244	260	0.18421	ppb	0.01
Spiked Amount	2.000		Recovery	=	9.200%	
Target Compounds						
						Qvalue
3) Naphthalene	6.17	128	470	0.23025	ppb	94
4) 2-Methylnaphthalene	7.00	142	193	0.18513	ppb	92
5) 1-Methylnaphthalene	7.07	142	261	0.20451	ppb	98
8) Acenaphthylene	7.99	152	366	0.20677	ppb	98
9) Acenaphthene	8.16	154	211	0.20826	ppb	87
10) Fluorene	8.81	166	232	0.20927	ppb	99
12) Phenanthrene	9.90	178	308	0.20239	ppb	96
13) Anthracene	9.99	178	310	0.19992	ppb	95
14) Fluoranthene	11.29	202	554	0.20981	ppb	95
16) Pyrene	11.55	202	542	0.21034	ppb	# 91
18) Benz (a) anthracene	12.95	228	323	0.19084	ppb	97
19) Chrysene	12.98	228	465	0.18296	ppb	99
20) Indeno (1,2,3-cd) pyrene	16.17	276	342	0.19494	ppb	# 96
22) Benzo (b) fluoranthene	14.15	252	307	0.18266	ppb	97
23) Benzo (k) fluoranthene	14.19	252	334	0.18857	ppb	64
24) Benzo (a) pyrene	14.54	252	353	0.21468	ppb	96
25) Dibenz (a,h) anthracene	16.16	278	293	0.21252	ppb	92
26) Benzo (g,h,i) perylene	16.64	276	326	0.22362	ppb	88

Quantitation Report

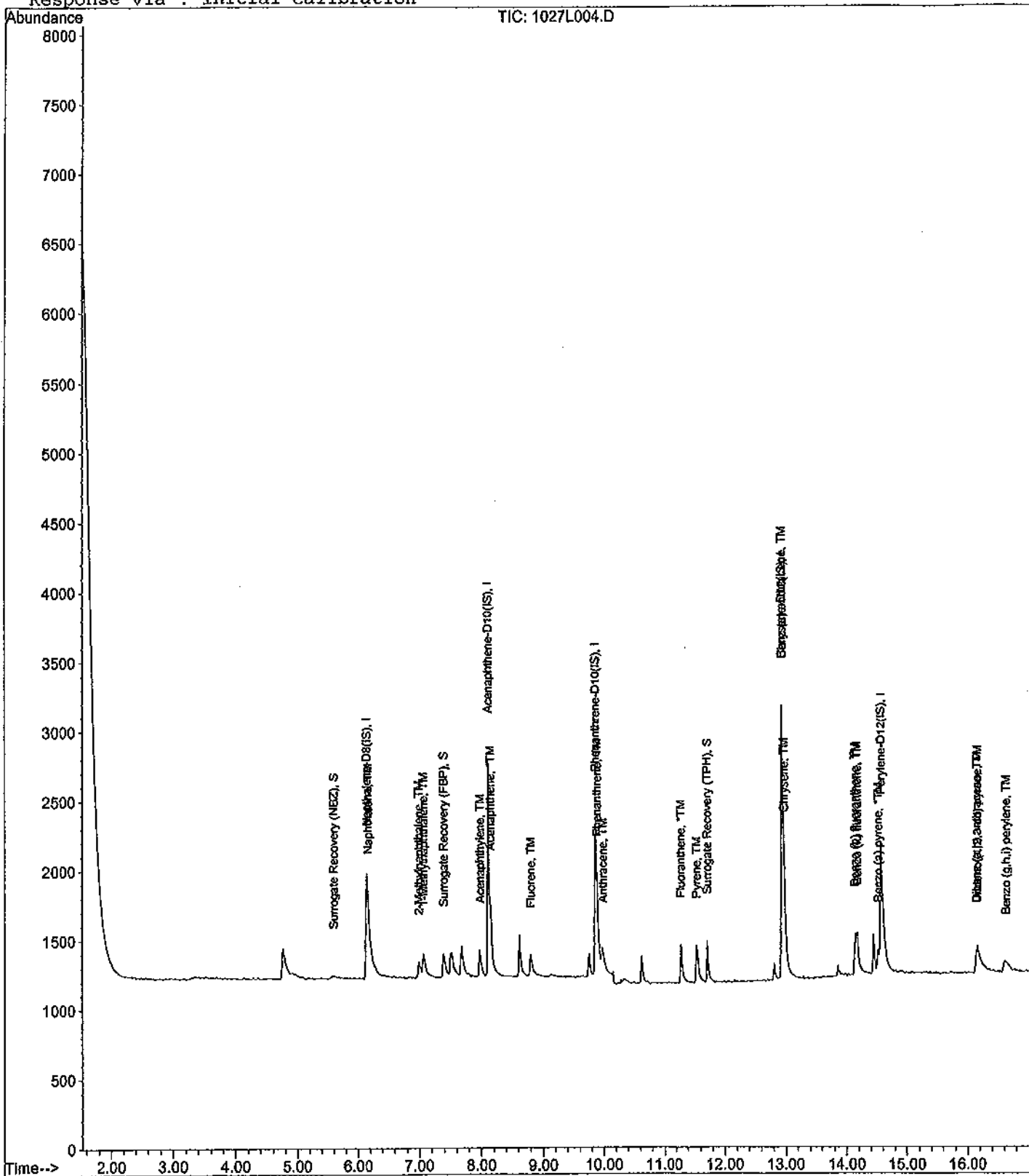
Data File : M:\LINUS\DATA\L111027\1027L004.D
 Acq On : 27 Oct 11 19:38
 Sample : 0.2ug/ml PAH
 Misc :

Vial: 4
 Operator: LF
 Inst : Linus
 Multiplr: 1.00

Quant Time: Oct 30 11:13 2011

Quant Results File: SIM2.RES

Method : M:\LINUS\DATA\L111027\SIM2.M (RTE Integrator)
 Title : EPA 8270C
 Last Update : Tue Nov 01 17:14:29 2011
 Response via : Initial Calibration



Data File : M:\LINUS\DATA\L111027\1028L005.D
 Acq On : 28 Oct 11 11:07
 Sample : 0.5ug/ml PAH
 Misc :

Vial: 5
 Operator: LF
 Inst : Linus
 Multiplr: 1.00

Quant Time: Oct 30 11:12 2011

Quant Results File: SIM2.RES

Quant Method : M:\LINUS\DATA\L111028\SIM2.M (RTE Integrator)
 Title : EPA 8270C
 Last Update : Thu Sep 29 11:47:40 2011
 Response via : Initial Calibration
 DataAcq Meth : 87SIMAQ

Internal Standards	R.T.	QIon	Response	Conc	Units	Dev(Min)
1) Napthalene-D8 (IS)	6.14	136	2409	2.50000	ppb	0.02
6) Acenaphthene-D10 (IS)	8.12	164	1104	2.50000	ppb	-0.01
11) Phenanthrene-D10 (IS)	9.87	188	1819	2.50000	ppb	0.00
15) Chrysene-D12 (IS)	12.95	240	2477	2.50000	ppb	-0.01
21) Perylene-D12 (IS)	14.57	264	2043	2.50000	ppb	-0.02
System Monitoring Compounds						
2) Surrogate Recovery (NBZ)	5.60	82	240	1.15802	ppb	0.25
Spiked Amount	2.000		Recovery	=	57.900%	
7) Surrogate Recovery (FBP)	7.39	172	547	0.79241	ppb	0.01
Spiked Amount	2.000		Recovery	=	39.600%	
17) Surrogate Recovery (TPH)	11.74	244	530	0.66674	ppb	-0.02
Spiked Amount	2.000		Recovery	=	33.350%	
Target Compounds						
3) Naphthalene	6.17	128	914	0.46769	ppb	98
4) 2-Methylnaphthalene	6.99	142	390	0.33945	ppb	96
5) 1-Methylnaphthalene	7.06	142	543	0.44086	ppb	95
8) Acenaphthylene	7.98	152	766	0.43771	ppb	99
9) Acenaphthene	8.16	154	445	0.43164	ppb	89
10) Fluorene	8.80	166	496	0.42124	ppb	99
12) Phenanthrene	9.90	178	642	0.38630	ppb	97
13) Anthracene	9.98	178	680	0.37229	ppb	95
14) Fluoranthene	11.29	202	1109	0.36672	ppb	96
16) Pyrene	11.55	202	1135	0.35574	ppb	97
18) Benz (a) anthracene	12.95	228	616	0.34309	ppb	98
19) Chrysene	12.98	228	1009	0.43128	ppb	99
20) Indeno (1,2,3-cd) pyrene	16.15	276	636	0.45186	ppb	# 96
22) Benzo (b) fluoranthene	14.14	252	746	0.48527	ppb	98
23) Benzo (k) fluoranthene	14.17	252	769	0.37285	ppb	98
24) Benzo (a) pyrene	14.52	252	674	0.41516	ppb	94
25) Dibenz (a,h) anthracene	16.14	278	480	0.46345	ppb	95
26) Benzo (g,h,i) perylene	16.59	276	614	0.46797	ppb	92

Quantitation Report

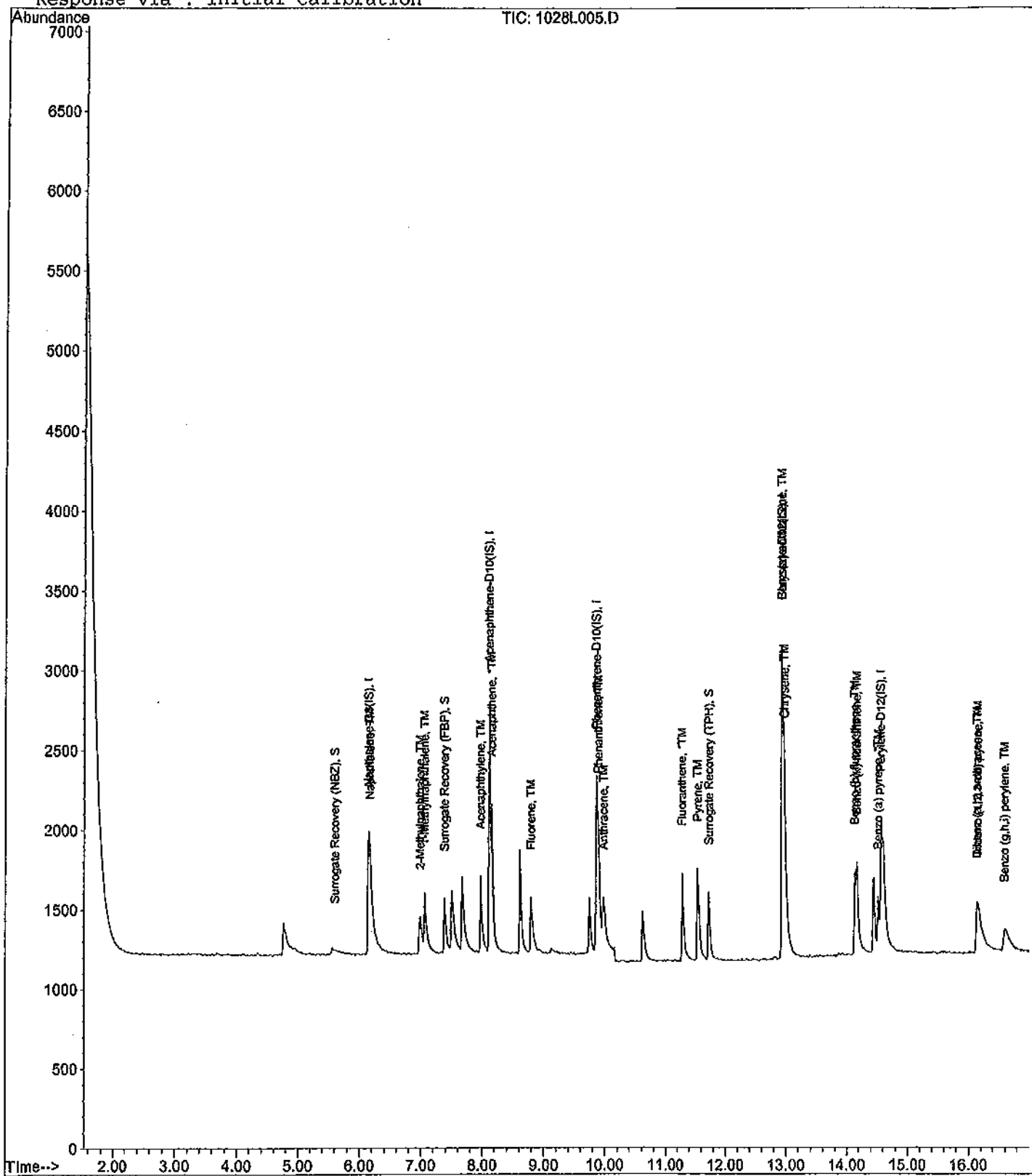
Data File : M:\LINUS\DATA\L111027\1028L005.D
 Acq On : 28 Oct 11 11:07
 Sample : 0.5ug/ml PAH
 Misc :

Vial: 5
 Operator: LF
 Inst : Linus
 Multiplr: 1.00

Quant Time: Oct 30 11:12 2011

Quant Results File: SIM2.RES

Method : M:\LINUS\DATA\L111027\SIM2.M (RTE Integrator)
 Title : EPA 8270C
 Last Update : Tue Nov 01 17:14:29 2011
 Response via : Initial Calibration



Data File : M:\LINUS\DATA\L111027\1028L006.D
 Acq On : 28 Oct 11 11:32
 Sample : 1.0ug/ml PAH
 Misc :

Vial: 6
 Operator: LF
 Inst : Linus
 Multiplr: 1.00

Quant Time: Oct 30 11:10 2011

Quant Results File: SIM2.RES

Quant Method : M:\LINUS\DATA\L111028\SIM2.M (RTE Integrator)
 Title : EPA 8270C
 Last Update : Sun Oct 30 10:38:04 2011
 Response via : Initial Calibration
 DataAcq Meth : 87SIMAQ

Internal Standards	R.T.	QIon	Response	Conc	Units	Dev(Min)
1) Napthalene-D8 (IS)	6.13	136	2381	2.50000	ppb	0.01
6) Acenaphthene-D10 (IS)	8.12	164	1089	2.50000	ppb	-0.01
11) Phenanthrene-D10 (IS)	9.86	188	1865	2.50000	ppb	-0.01
15) Chrysene-D12 (IS)	12.95	240	2449	2.50000	ppb	-0.01
21) Perylene-D12 (IS)	14.57	264	2032	2.50000	ppb	-0.02
System Monitoring Compounds						
2) Surrogate Recovery (NBZ)	5.54	82	437	1.90266	ppb	0.00
Spiked Amount	2.000		Recovery	=	95.150%	
7) Surrogate Recovery (FBP)	7.37	172	1135	1.66686	ppb	0.00
Spiked Amount	2.000		Recovery	=	83.350%	
17) Surrogate Recovery (TPH)	11.72	244	1210	1.53959	ppb	-0.04
Spiked Amount	2.000		Recovery	=	77.000%	
Target Compounds						
3) Naphthalene	6.16	128	1881	0.97382	ppb	98
4) 2-Methylnaphthalene	6.96	142	916	0.80665	ppb	94
5) 1-Methylnaphthalene	7.05	142	1202	0.98738	ppb	89
8) Acenaphthylene	7.96	152	1632	0.94540	ppb	98
9) Acenaphthene	8.16	154	938	0.92237	ppb	91
10) Fluorene	8.79	166	1027	0.88422	ppb	98
12) Phenanthrene	9.90	178	1324	0.77703	ppb	99
13) Anthracene	9.97	178	1377	0.73529	ppb	98
14) Fluoranthene	11.28	202	2277	0.73437	ppb	# 94
16) Pyrene	11.54	202	2363	0.74909	ppb	97
18) Benz (a) anthracene	12.94	228	1529	0.86133	ppb	99
19) Chrysene	12.97	228	2071	0.89534	ppb	99
20) Indeno (1,2,3-cd) pyrene	16.12	276	1501	1.07861	ppb	# 92
22) Benzo (b) fluoranthene	14.13	252	1509	0.98690	ppb	# 96
23) Benzo (k) fluoranthene	14.16	252	1507	0.73463	ppb	96
24) Benzo (a) pyrene	14.51	252	1370	0.84844	ppb	98
25) Dibenz (a,h) anthracene	16.12	278	1169	1.13481	ppb	97
26) Benzo (g,h,i) perylene	16.58	276	1332	1.02070	ppb	98

Quantitation Report

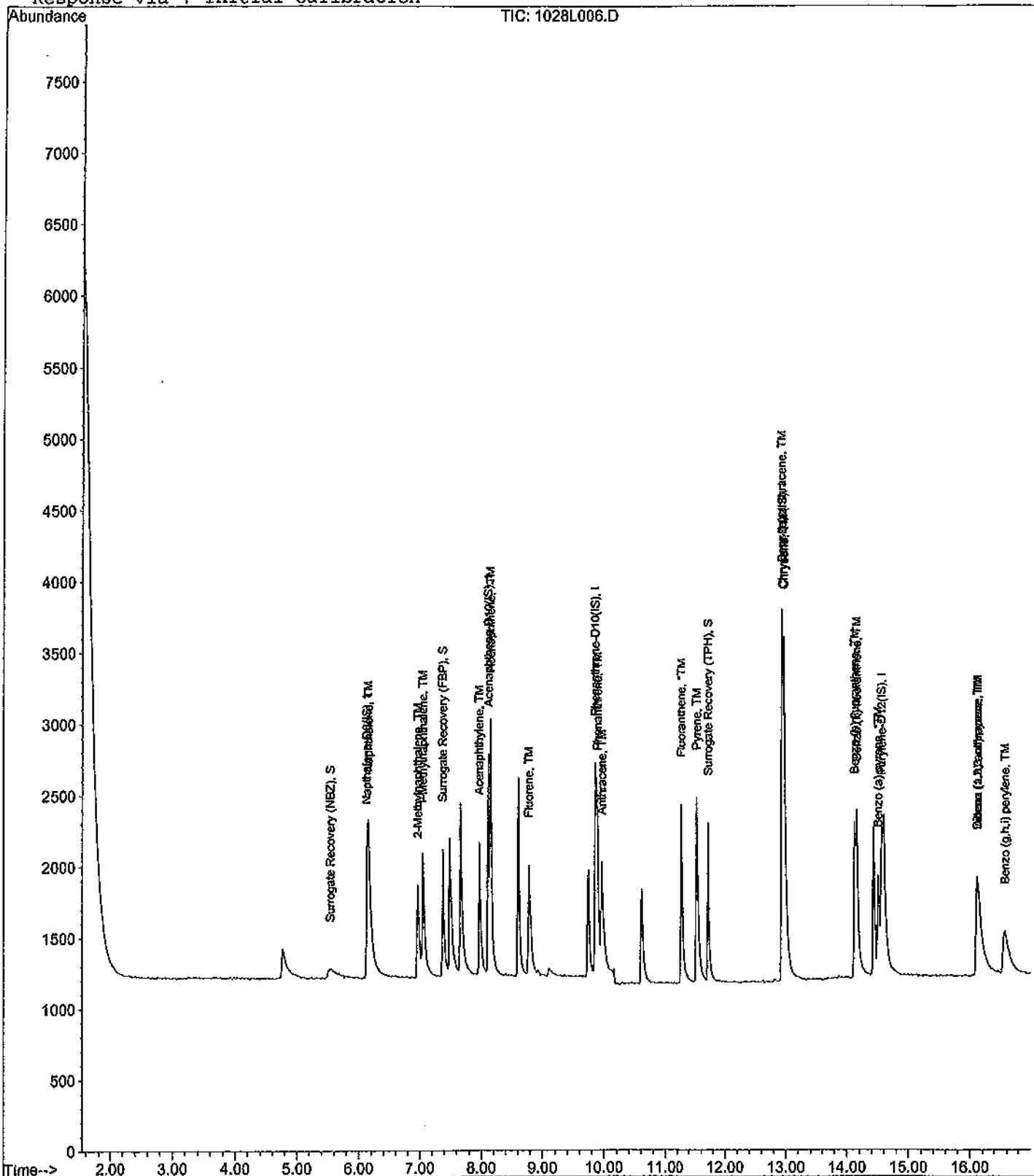
Data File : M:\LINUS\DATA\L111027\1028L006.D
Acq On : 28 Oct 11 11:32
Sample : 1.0ug/ml PAH
Misc :

Vial: 6
Operator: LF
Inst : Linus
Multiplr: 1.00

Quant Time: Oct 30 11:10 2011

Quant Results File: SIM2.RES

Method : M:\LINUS\DATA\L111027\SIM2.M (RTE Integrator)
Title : EPA 8270C
Last Update : Tue Nov 01 17:14:29 2011
Response via : Initial Calibration



Data File : M:\LINUS\DATA\L111027\1028L007.D
 Acq On : 28 Oct 11 11:58
 Sample : 5.0ug/ml PAH
 Misc :

Vial: 7
 Operator: LF
 Inst : Linus
 Multiplr: 1.00

Quant Time: Oct 30 10:40 2011

Quant Results File: SIM2.RES

Quant Method : M:\LINUS\DATA\L111028\SIM2.M (RTE Integrator)
 Title : EPA 8270C
 Last Update : Sun Oct 30 10:38:04 2011
 Response via : Initial Calibration
 DataAcq Meth : 87SIMAQ

Internal Standards	R.T.	QIon	Response	Conc	Units	Dev(Min)
1) Naphthalene-D8 (IS)	6.12	136	2479	2.50000	ppb	0.00
6) Acenaphthene-D10 (IS)	8.11	164	1083	2.50000	ppb	-0.02
11) Phenanthrene-D10 (IS)	9.85	188	1851	2.50000	ppb	-0.02
15) Chrysene-D12 (IS)	12.93	240	2378	2.50000	ppb	-0.04
21) Perylene-D12 (IS)	14.56	264	1871	2.50000	ppb	-0.04
System Monitoring Compounds						
2) Surrogate Recovery (NBZ)	5.42	82	1947	7.24379	ppb	-0.12
Spiked Amount	2.000		Recovery	= 362.200%		
7) Surrogate Recovery (FBP)	7.35	172	4731	6.98644	ppb	-0.02
Spiked Amount	2.000		Recovery	= 349.300%		
17) Surrogate Recovery (TPH)	11.71	244	5216	6.83493	ppb	-0.05
Spiked Amount	2.000		Recovery	= 341.750%		
Target Compounds						
3) Naphthalene	6.14	128	7358	3.65875	ppb	99
4) 2-Methylnaphthalene	6.93	142	4331	3.66320	ppb	98
5) 1-Methylnaphthalene	7.04	142	4683	3.69477	ppb	97
8) Acenaphthylene	7.95	152	6597	3.84274	ppb	100
9) Acenaphthene	8.15	154	3814	3.77124	ppb	92
10) Fluorene	8.76	166	4219	3.65257	ppb	99
12) Phenanthrene	9.87	178	5443	3.21854	ppb	98
13) Anthracene	9.94	178	5527	2.97363	ppb	99
14) Fluoranthene	11.26	202	9367	3.04387	ppb	98
16) Pyrene	11.51	202	9724	3.17462	ppb	97
18) Benz (a) anthracene	12.91	228	6027	3.49657	ppb	98
19) Chrysene	12.96	228	9422	4.19498	ppb	99
20) Indeno (1,2,3-cd) pyrene	16.06	276	6554	4.85029	ppb	95
22) Benzo (b) fluoranthene	14.10	252	6693	4.75397	ppb	# 96
23) Benzo (k) fluoranthene	14.14	252	6995	3.70332	ppb	99
24) Benzo (a) pyrene	14.49	252	6259	4.20974	ppb	98
25) Dibenz (a,h) anthracene	16.08	278	5075	5.35048	ppb	97
26) Benzo (g,h,i) perylene	16.51	276	5423	4.51321	ppb	98

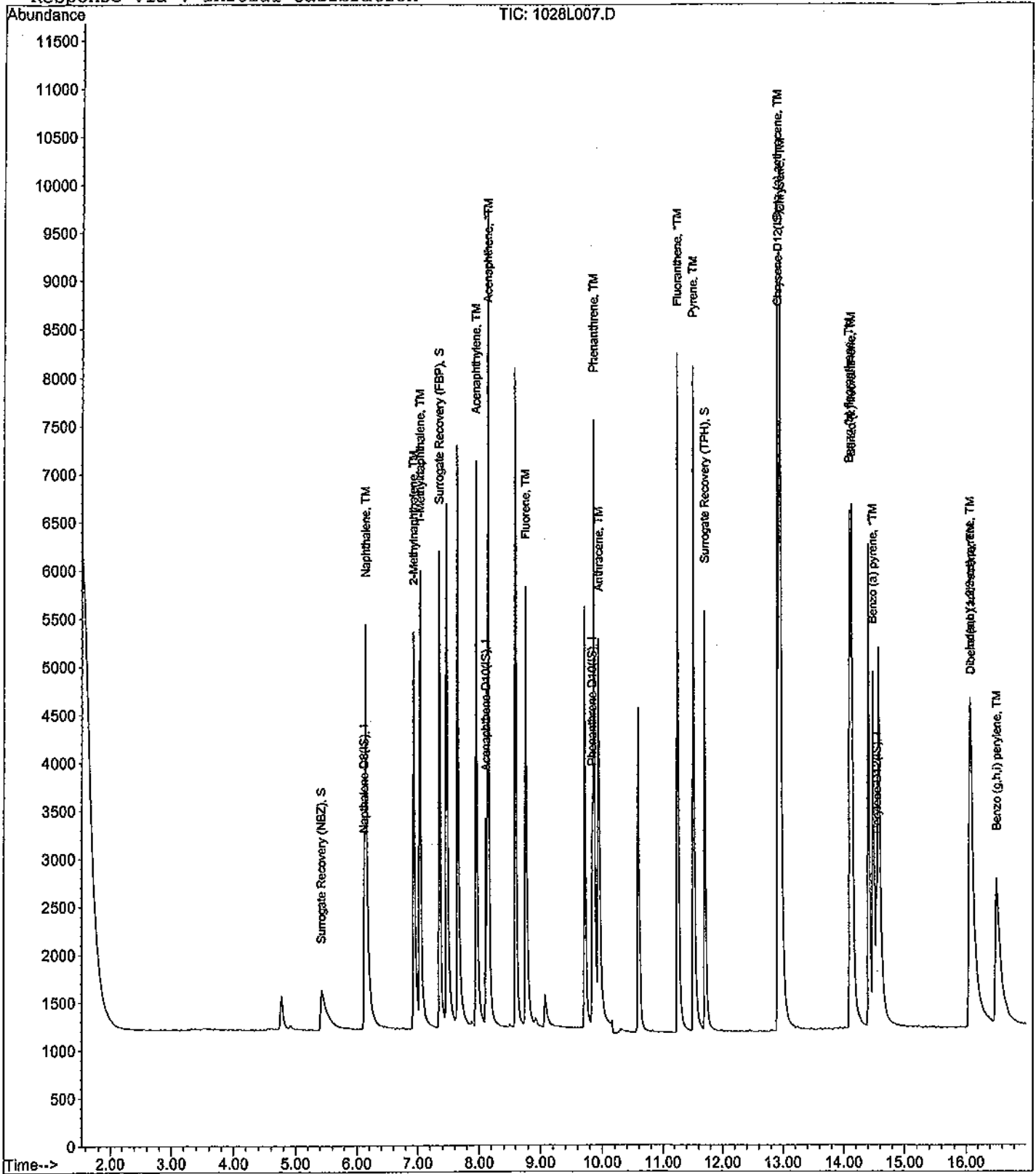
Data File : M:\LINUS\DATA\L111027\1028L007.D
Acq On : 28 Oct 11 11:58
Sample : 5.0ug/ml PAH
Misc :

Vial: 7
Operator: LF
Inst : Linus
Multiplr: 1.00

Quant Time: Oct 30 10:40 2011

Quant Results File: SIM2.RES

Method : M:\LINUS\DATA\L111027\SIM2.M (RTE Integrator)
Title : EPA 8270C
Last Update : Tue Nov 01 17:14:29 2011
Response via : Initial Calibration



Data File : M:\LINUS\DATA\L111027\1028L008.D
 Acq On : 28 Oct 11 12:23
 Sample : 10ug/ml PAH
 Misc :

Vial: 8
 Operator: LF
 Inst : Linus
 Multiplr: 1.00

Quant Time: Oct 30 10:41 2011

Quant Results File: SIM2.RES

Quant Method : M:\LINUS\DATA\L111028\SIM2.M (RTE Integrator)
 Title : EPA 8270C
 Last Update : Sun Oct 30 10:38:04 2011
 Response via : Initial Calibration
 DataAcq Meth : 87SIMAQ

Internal Standards	R.T.	QIon	Response	Conc	Units	Dev(Min)
1) Naphthalene-D8 (IS)	6.12	136	2419	2.50000	ppb	0.00
6) Acenaphthene-D10 (IS)	8.11	164	1154	2.50000	ppb	-0.02
11) Phenanthrene-D10 (IS)	9.85	188	1800	2.50000	ppb	-0.02
15) Chrysene-D12 (IS)	12.91	240	2580	2.50000	ppb	-0.05
21) Perylene-D12 (IS)	14.55	264	2113	2.50000	ppb	-0.05
System Monitoring Compounds						
2) Surrogate Recovery (NBZ)	5.38	82	3973	14.84926	ppb	-0.16
Spiked Amount	2.000		Recovery	=	742.450%	
7) Surrogate Recovery (FBP)	7.35	172	9747	13.50818	ppb	-0.02
Spiked Amount	2.000		Recovery	=	675.400%	
17) Surrogate Recovery (TPH)	11.70	244	11014	13.30251	ppb	-0.06
Spiked Amount	2.000		Recovery	=	665.150%	
Target Compounds						
3) Naphthalene	6.13	128	16688	8.50390	ppb	99
4) 2-Methylnaphthalene	6.92	142	9930	8.60721	ppb	100
5) 1-Methylnaphthalene	7.02	142	10317	8.34175	ppb	92
8) Acenaphthylene	7.95	152	15071	8.23870	ppb	99
9) Acenaphthene	8.15	154	8403	7.79759	ppb	97
10) Fluorene	8.75	166	9496	7.71528	ppb	98
12) Phenanthrene	9.87	178	12375	7.52487	ppb	99
13) Anthracene	9.93	178	12631	6.98825	ppb	99
14) Fluoranthene	11.25	202	21698	7.25069	ppb	# 93
16) Pyrene	11.50	202	22373	6.73230	ppb	# 85
18) Benz (a) anthracene	12.91	228	14154	7.56854	ppb	100
19) Chrysene	12.95	228	21503	8.82425	ppb	99
20) Indeno (1,2,3-cd) pyrene	16.03	276	15698	10.70773	ppb	# 96
22) Benzo (b) fluoranthene	14.09	252	15772	9.91966	ppb	96
23) Benzo (k) fluoranthene	14.13	252	16351	7.66517	ppb	98
24) Benzo (a) pyrene	14.48	252	14853	8.84584	ppb	98
25) Dibenz (a,h) anthracene	16.05	278	12481	11.65147	ppb	96
26) Benzo (g,h,i) perylene	16.47	276	13167	9.70302	ppb	97

Quantitation Report

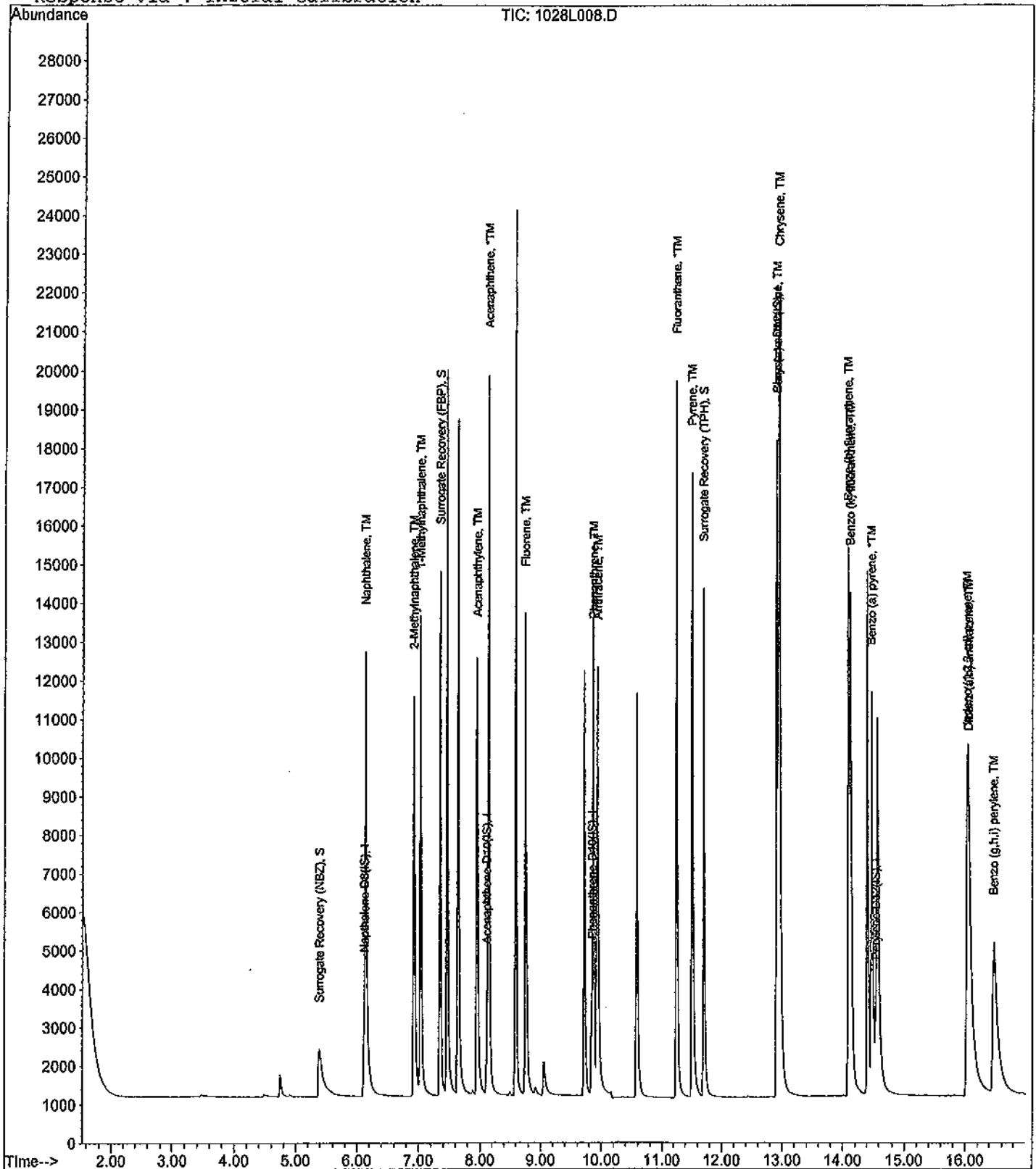
Data File : M:\LINUS\DATA\L111027\1028L008.D
 Acq On : 28 Oct 11 12:23
 Sample : 10ug/ml PAH
 Misc :

Vial: 8
 Operator: LF
 Inst : Linus
 Multiplr: 1.00

Quant Time: Oct 30 10:41 2011

Quant Results File: SIM2.RES

Method : M:\LINUS\DATA\L111027\SIM2.M (RTE Integrator)
 Title : EPA 8270C
 Last Update : Tue Nov 01 17:14:29 2011
 Response via : Initial Calibration



Data File : M:\LINUS\DATA\L111027\1028L009.D
 Acq On : 28 Oct 11 12:49
 Sample : 50ug/ml PAH
 Misc :

Vial: 9
 Operator: LF
 Inst : Linus
 Multiplr: 1.00

Quant Time: Oct 30 10:41 2011

Quant Results File: SIM2.RES

Quant Method : M:\LINUS\DATA\L111028\SIM2.M (RTE Integrator)
 Title : EPA 8270C
 Last Update : Sun Oct 30 10:41:31 2011
 Response via : Initial Calibration
 DataAcq Meth : 87SIMAQ

Internal Standards	R.T.	QIon	Response	Conc	Units	Dev(Min)
1) Napthalene-D8 (IS)	6.11	136	2170	2.50000	ppb	-0.01
6) Acenaphthene-D10 (IS)	8.11	164	955	2.50000	ppb	-0.02
11) Phenanthrene-D10 (IS)	9.84	188	1764	2.50000	ppb	-0.04
15) Chrysene-D12 (IS)	12.91	240	2325	2.50000	ppb	-0.05
21) Perylene-D12 (IS)	14.54	264	1951	2.50000	ppb	-0.06

System Monitoring Compounds	R.T.	QIon	Response	Conc	Units	Dev(Min)
2) Surrogate Recovery (NBZ)	5.34	82	19569	80.30257	ppb	0.00
Spiked Amount	2.000					
					Recovery = 4015.150%	
7) Surrogate Recovery (FBP)	7.34	172	37203	62.30259	ppb	-0.04
Spiked Amount	2.000					
					Recovery = 3115.150%	
17) Surrogate Recovery (TPH)	11.70	244	43552	58.37048	ppb	-0.06
Spiked Amount	2.000					
					Recovery = 2918.500%	

Target Compounds	R.T.	QIon	Response	Conc	Units	Qvalue
3) Naphthalene	6.12	128	64981	36.91273	ppb	98
4) 2-Methylnaphthalene	6.92	142	39285	37.95912	ppb	91
5) 1-Methylnaphthalene	7.02	142	37731	34.00777	ppb	98
8) Acenaphthylene	7.94	152	59152	39.07406	ppb	100
9) Acenaphthene	8.13	154	32228	36.13782	ppb	90
10) Fluorene	8.75	166	36584	35.91740	ppb	95
12) Phenanthrene	9.86	178	48574	30.13920	ppb	99
13) Anthracene	9.92	178	49934	28.19038	ppb	99
14) Fluoranthene	11.23	202	84927	28.95874	ppb	# 86
16) Pyrene	11.50	202	87985	29.37950	ppb	93
18) Benz (a) anthracene	12.90	228	63776	37.84310	ppb	99
19) Chrysene	12.94	228	76944	35.03889	ppb	99
20) Indeno (1,2,3-cd) pyrene	16.01	276	67886	51.38427	ppb	97
22) Benzo (b) fluoranthene	14.09	252	68863	46.90706	ppb	# 96
23) Benzo (k) fluoranthene	14.12	252	60905	30.92236	ppb	100
24) Benzo (a) pyrene	14.45	252	61841	39.88811	ppb	# 94
25) Dibenz (a,h) anthracene	16.02	278	54590	55.19334	ppb	99
26) Benzo (g,h,i) perylene	16.44	276	56362	44.98303	ppb	98


Data File : M:\LINUS\DATA\L111027\1028L009.D
Acq On : 28 Oct 11 12:49
Sample : 50ug/ml PAH
Misc :

Vial: 9
Operator: LF
Inst : Linus
Multiplr: 1.00

Quant Time: Oct 30 10:41 2011

Quant Results File: SIM2.RES

Method : M:\LINUS\DATA\L111027\SIM2.M (RTE Integrator)
Title : EPA 8270C
Last Update : Tue Nov 01 17:14:29 2011
Response via : Initial Calibration



Data File : M:\LINUS\DATA\L111027\1028L010.D
 Acq On : 28 Oct 11 13:14
 Sample : 100ug/ml PAH
 Misc :

Vial: 10
 Operator: LF
 Inst : Linus
 Multiplr: 1.00

Quant Time: Oct 30 10:42 2011

Quant Results File: SIM2.RES

Quant Method : M:\LINUS\DATA\L111028\SIM2.M (RTE Integrator)
 Title : EPA 8270C
 Last Update : Sun Oct 30 10:41:31 2011
 Response via : Initial Calibration
 DataAcq Meth : 87SIMAQ

Internal Standards	R.T.	QIon	Response	Conc	Units	Dev(Min)
1) Napthalene-D8 (IS)	6.11	136	2028	2.50000	ppb	-0.01
6) Acenaphthene-D10 (IS)	8.11	164	919	2.50000	ppb	-0.02
11) Phenanthrene-D10 (IS)	9.84	188	1786	2.50000	ppb	-0.04
15) Chrysene-D12 (IS)	12.91	240	2218	2.50000	ppb	-0.05
21) Perylene-D12 (IS)	14.54	264	1949	2.50000	ppb	-0.06
System Monitoring Compounds						
2) Surrogate Recovery (NBZ)	5.32	82	39811	174.48341	ppb	-0.01
Spiked Amount	2.000					
						Recovery = 8724.150%
7) Surrogate Recovery (FBP)	7.34	172	68503	119.21355	ppb	-0.04
Spiked Amount	2.000					
						Recovery = 5960.700%
17) Surrogate Recovery (TPH)	11.70	244	80239	112.72808	ppb	-0.06
Spiked Amount	2.000					
						Recovery = 5636.400%
Target Compounds						
						Qvalue
3) Naphthalene	6.12	128	118023	71.73782	ppb	98
4) 2-Methylnaphthalene	6.92	142	72350	74.80311	ppb	91
5) 1-Methylnaphthalene	7.02	142	67525	65.12327	ppb	99
8) Acenaphthylene	7.94	152	108807	74.69023	ppb	99
9) Acenaphthene	8.13	154	58631	68.31936	ppb	89
10) Fluorene	8.75	166	64716	66.02573	ppb	95
12) Phenanthrene	9.86	178	89156	54.63809	ppb	98
13) Anthracene	9.92	178	91266	50.88980	ppb	98
14) Fluoranthene	11.23	202	154470	52.02296	ppb #	84
16) Pyrene	11.50	202	164055	57.42311	ppb #	90
18) Benz (a) anthracene	12.90	228	140011	87.08694	ppb	99
19) Chrysene	12.94	228	127613	60.91607	ppb #	95
20) Indeno (1,2,3-cd) pyrene	16.02	276	133093	105.60065	ppb #	87
22) Benzo (b) fluoranthene	14.09	252	126697	86.39011	ppb	96
23) Benzo (k) fluoranthene	14.12	252	120651	61.31914	ppb #	94
24) Benzo (a) pyrene	14.47	252	119503	77.15982	ppb	95
25) Dibenz (a,h) anthracene	16.03	278	107509	108.80876	ppb	91
26) Benzo (g,h,i) perylene	16.44	276	112699	90.03841	ppb	99

Quantitation Report


Data File : M:\LINUS\DATA\L111027\1028L010.D
 Acq On : 28 Oct 11 13:14
 Sample : 100ug/ml PAH
 Misc :

Vial: 10
 Operator: LF
 Inst : Linus
 Multiplr: 1.00

Quant Time: Oct 30 10:42 2011

Quant Results File: SIM2.RES

Method : M:\LINUS\DATA\L111027\SIM2.M (RTE Integrator)
 Title : EPA 8270C
 Last Update : Tue Nov 01 17:14:29 2011
 Response via : Initial Calibration



EPA 8270C SIM

Form 7

Second Source Calibration

Lab Name: APPL, Inc.
 Case No: _____
 Matrix: _____

SDG No: 66133
 Date Analyzed: 10/28/11
 Instrument: Linus
 Initial Cal. Date: 10/27/11
 Data File: 1028L011.D

		Compound	MEAN	CCRF	%D	%Drift
1	I	Naphthalene-D8(IS)	ISTD			I
2	TM	Naphthalene	1.742	1.546	11	TM
3	TM	2-Methylnaphthalene	0.8931	0.8782	1.7	TM
4	TM	1-Methylnaphthalene	1.031	1.007	2.4	TM
5	I	Acenaphthene-D10(IS)	ISTD			I
6	TM	Acenaphthylene	3.327	3.132	5.8	TM
7	*TM	Acenaphthene	1.904	1.812	4.8	*TM
8	TM	Fluorene	2.083	1.993	4.3	TM
9	I	Phenanthrene-D10(IS)	ISTD			I
10	TM	Phenanthrene	1.609	1.555	3.4	TM
11	TM	Anthracene	1.634	1.624	0.64	TM
12	*TM	Fluoranthene	2.792	2.916	4.4	*TM
13	I	Chrysene-D12(IS)	ISTD			I
14	TM	Pyrene	2.200	2.429	10	TM
15	TM	Benz (a) anthracene	1.449	1.392	3.9	TM
16	TM	Chrysene	1.939	2.190	13	TM
17	TM	Indeno (1,2,3-cd) pyrene	1.502	1.468	2.3	TM
18	I	Perylene-D12(IS)	ISTD			I
19	TM	Benzo (b) fluoranthene	1.761	1.686	4.3	TM
20	TM	Benzo (k) fluoranthene	1.823	2.176	19	TM
21	*TM	Benzo (a) pyrene	1.723	1.689	1.9	*TM
22	TM	Dibenz (a,h) anthracene	1.447	1.354	6.4	TM
23	TM	Benzo (g,h,i) perylene	1.525	1.483	2.8	TM
24						
25						
26						
27						
28						
29						
30						
31						
32						
33						
34						
35						
36						
37						
38						
39						
40						

Average

5.7

Data File : M:\LINUS\DATA\L111027\1028L011.D Vial: 11
 Acq On : 28 Oct 11 13:40 Operator: LF
 Sample : 5.0ug/ml SS PAH 10-27-11 Inst : Linus
 Misc : Multiplr: 1.00

Quant Time: Oct 30 11:17 2011 Quant Results File: SIM2.RES

Quant Method : M:\LINUS\DATA\L111027\SIM2.M (RTE Integrator)
 Title : EPA 8270C
 Last Update : Sun Oct 30 11:15:17 2011
 Response via : Initial Calibration
 DataAcq Meth : 87SIMAQ

Internal Standards	R.T.	QIon	Response	Conc	Units	Dev(Min)
1) Naphthalene-D8 (IS)	6.13	136	2295	2.50000	ppb	0.01
6) Acenaphthene-D10 (IS)	8.11	164	1033	2.50000	ppb	0.00
11) Phenanthrene-D10 (IS)	9.85	188	1773	2.50000	ppb	0.00
15) Chrysene-D12 (IS)	12.93	240	2205	2.50000	ppb	0.00
21) Perylene-D12 (IS)	14.56	264	1840	2.50000	ppb	0.00
System Monitoring Compounds						
2) Surrogate Recovery (NBZ)	0.00	82	0d	0.00000	ppb	
Spiked Amount	2.000		Recovery	=	0.000%	
7) Surrogate Recovery (FBP)	0.00	172	0d	0.00000	ppb	
Spiked Amount	2.000		Recovery	=	0.000%	
17) Surrogate Recovery (TPH)	0.00	244	0d	0.00000	ppb	
Spiked Amount	2.000		Recovery	=	0.000%	
Target Compounds						
3) Naphthalene	6.14	128	7095	4.43732	ppb	99
4) 2-Methylnaphthalene	6.93	142	4031	4.91655	ppb	99
5) 1-Methylnaphthalene	7.04	142	4620	4.88168	ppb	94
8) Acenaphthylene	7.95	152	6471	4.70758	ppb	99
9) Acenaphthene	8.15	154	3744	4.75904	ppb	91
10) Fluorene	8.76	166	4117	4.78272	ppb	99
12) Phenanthrene	9.87	178	5514	4.83130	ppb	99
13) Anthracene	9.94	178	5757	4.96794	ppb	98
14) Fluoranthene	11.26	202	10339	5.22192	ppb	93
16) Pyrene	11.51	202	10711	5.51952	ppb	# 91
18) Benz (a) anthracene	12.93	228	6140	4.80346	ppb	99
19) Chrysene	12.96	228	9659	5.64891	ppb	99
20) Indeno (1,2,3-cd) pyrene	16.06	276	6475	4.88617	ppb	# 91
22) Benzo (b) fluoranthene	14.12	252	6204	4.78607	ppb	99
23) Benzo (k) fluoranthene	14.14	252	8006	5.96784	ppb	# 65
24) Benzo (a) pyrene	14.49	252	6217	4.90268	ppb	97
25) Dibenz (a,h) anthracene	16.08	278	4984	4.68078	ppb	96
26) Benzo (g,h,i) perylene	16.52	276	5458	4.86160	ppb	99

Quantitation Report

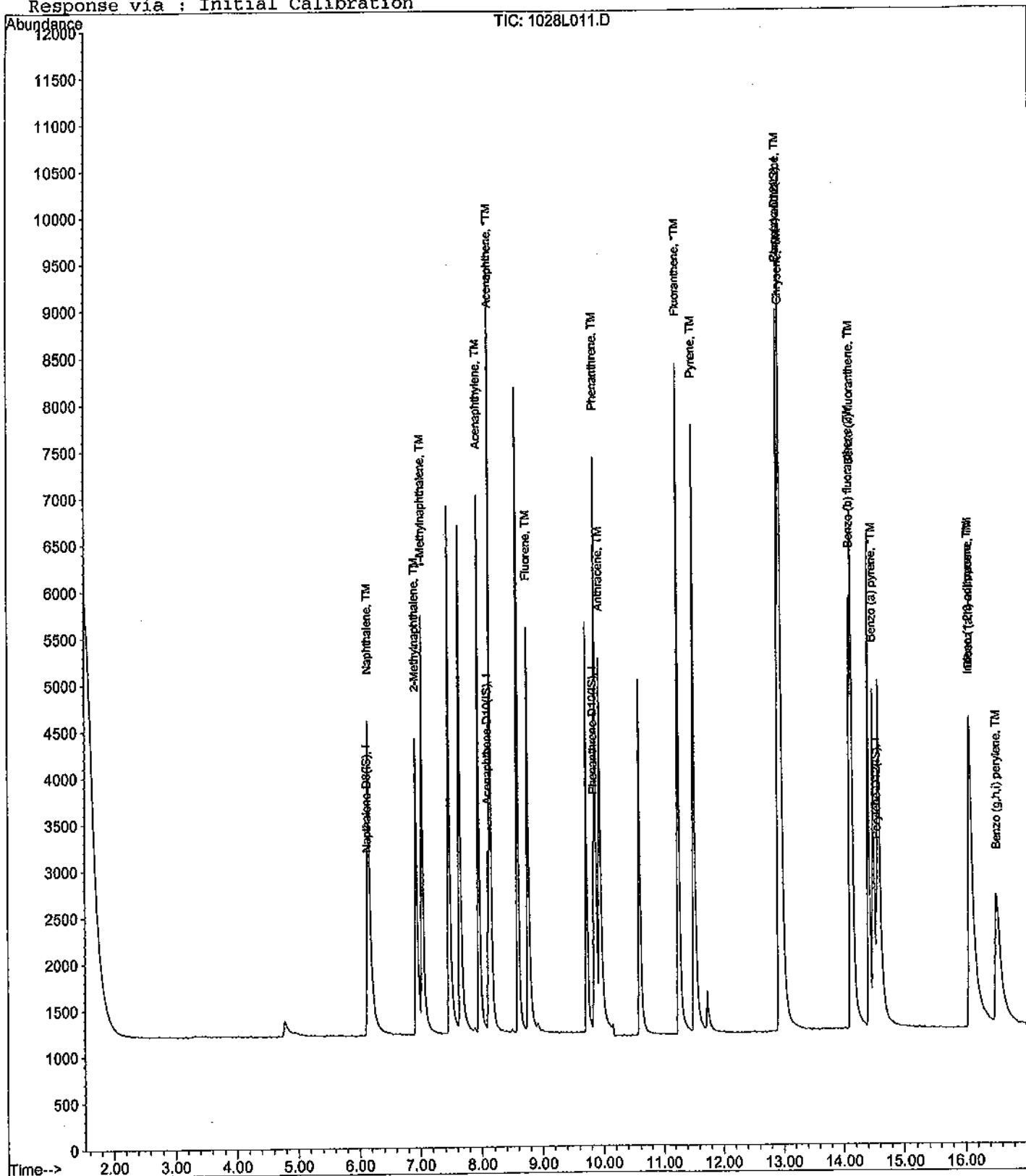
Data File : M:\LINUS\DATA\L111027\1028L011.D
 Acq On : 28 Oct 11 13:40
 Sample : 5.0ug/ml SS PAH 10-27-11
 Misc :

Vial: 11
 Operator: LF
 Inst : Linus
 Multiplr: 1.00

Quant Time: Oct 30 11:17 2011

Quant Results File: SIM2.RES

Method : M:\LINUS\DATA\L111027\SIM2.M (RTE Integrator)
 Title : EPA 8270C
 Last Update : Tue Nov 01 17:14:29 2011
 Response via : Initial Calibration



EPA 8270C SIM

Form 7

Continuing Calibration

Lab Name: APPL, Inc.
 Case No: _____
 Matrix: _____

SDG No: 66133
 Date Analyzed: 5 Nov 11 16:54
 Instrument: Linus
 Initial Cal. Date: 10/27/11
 Data File: 1105L020.D

		Compound	MEAN	CCRF	%D	%Drift
1	I	Napthalene-D8(IS)	ISTD			I
2	S	Surrogate Recovery (NBZ)	0.4477	0.4479	0.03	S
3	TM	Naphthalene	1.742	1.518	13	TM
4	TM	2-Methylnaphthalene	0.8931	0.9102	1.9	TM
5	TM	1-Methylnaphthalene	1.031	0.9456	8.3	TM
6	I	Acenaphthene-D10(IS)	ISTD			I
7	S	Surrogate Recovery (FBP)	2.229	2.036	8.6	S
8	TM	Acenaphthylene	3.327	3.080	7.4	TM
9	*TM	Acenaphthene	1.904	1.695	11	*TM
10	TM	Fluorene	2.083	1.961	5.9	TM
11	I	Phenanthrene-D10(IS)	ISTD			I
12	TM	Phenanthrene	1.609	1.494	7.2	TM
13	TM	Anthracene	1.634	1.588	2.6	TM
14	*TM	Fluoranthene	2.792	2.868	2.7	*TM
15	I	Chrysene-D12(IS)	ISTD			I
16	TM	Pyrene	2.200	2.193	0.31	TM
17	S	Surrogate Recovery (TPH)	1.077	1.106	2.7	S
18	TM	Benz (a) anthracene	1.449	1.737	20	TM
19	TM	Chrysene	1.939	1.906	1.7	TM
20	TM	Indeno (1,2,3-cd) pyrene	1.502	1.682	12	TM
21	I	Perylene-D12(IS)	ISTD			I
22	TM	Benzo (b) fluoranthene	1.761	1.921	9.1	TM
23	TM	Benzo (k) fluoranthene	1.823	1.713	6.0	TM
24	*TM	Benzo (a) pyrene	1.723	1.698	1.4	*TM
25	TM	Dibenz (a,h) anthracene	1.447	1.482	2.5	TM
26	TM	Benzo (g,h,i) perylene	1.525	1.535	0.66	TM
27						
28						
29						
30						
31						
32						
33						
34						
35						
36						
37						
38						
39						
40						

Average

6.0

Data File : M:\LINUS\DATA\L111027\1105L020.D
 Acq On : 5 Nov 11 16:54
 Sample : 5.0ug/ml PAH 10-27-11
 Misc :

Vial: 20
 Operator: LF
 Inst : Linus
 Multiplr: 1.00

Quant Time: Nov 8 9:47 2011

Quant Results File: SIM2.RES

Quant Method : M:\LINUS\DATA\L111027\SIM2.M (RTE Integrator)
 Title : EPA 8270C
 Last Update : Wed Nov 02 15:56:51 2011
 Response via : Initial Calibration
 DataAcq Meth : 87SIMAQ

Internal Standards	R.T.	QIon	Response	Conc	Units	Dev(Min)
1) Naphthalene-D8 (IS)	6.11	136	1948	2.50000	ppb	-0.01
6) Acenaphthene-D10 (IS)	8.11	164	877	2.50000	ppb	0.00
11) Phenanthrene-D10 (IS)	9.85	188	1506	2.50000	ppb	0.00
15) Chrysene-D12 (IS)	12.93	240	2029	2.50000	ppb	0.00
21) Perylene-D12 (IS)	14.56	264	1837	2.50000	ppb	0.00

System Monitoring Compounds	R.T.	QIon	Response	Conc	Units	Dev(Min)
2) Surrogate Recovery (NBZ)	5.38	82	1745	5.00173	ppb	-0.06
Spiked Amount 2.000			Recovery =	250.100%		
7) Surrogate Recovery (FBP)	7.35	172	3572	4.56887	ppb	0.00
Spiked Amount 2.000			Recovery =	228.450%		
17) Surrogate Recovery (TPH)	11.70	244	4488	5.13686	ppb	-0.01
Spiked Amount 2.000			Recovery =	256.850%		

Target Compounds	R.T.	QIon	Response	Conc	Units	Qvalue
3) Naphthalene	6.13	128	5914	4.35756	ppb	99
4) 2-Methylnaphthalene	6.92	142	3546	5.09542	ppb	94
5) 1-Methylnaphthalene	7.02	142	3684	4.58607	ppb	92
8) Acenaphthylene	7.95	152	5403	4.62980	ppb	99
9) Acenaphthene	8.15	154	2973	4.45122	ppb	95
10) Fluorene	8.75	166	3440	4.70710	ppb	96
12) Phenanthrene	9.87	178	4499	4.64084	ppb	100
13) Anthracene	9.93	178	4783	4.85919	ppb	97
14) Fluoranthene	11.26	202	8637	5.13568	ppb	98
16) Pyrene	11.51	202	8901	4.98467	ppb	97
18) Benz (a) anthracene	12.91	228	7049	5.99294	ppb	98
19) Chrysene	12.96	228	7735	4.91608	ppb	98
20) Indeno (1,2,3-cd) pyrene	16.06	276	6825	5.59703	ppb	# 91
22) Benzo (b) fluoranthene	14.10	252	7058	5.45378	ppb	97
23) Benzo (k) fluoranthene	14.14	252	6292	4.69785	ppb	95
24) Benzo (a) pyrene	14.49	252	6239	4.92807	ppb	99
25) Dibenz (a,h) anthracene	16.06	278	5446	5.12302	ppb	99
26) Benzo (g,h,i) perylene	16.51	276	5641	5.03281	ppb	96

Quantitation Report

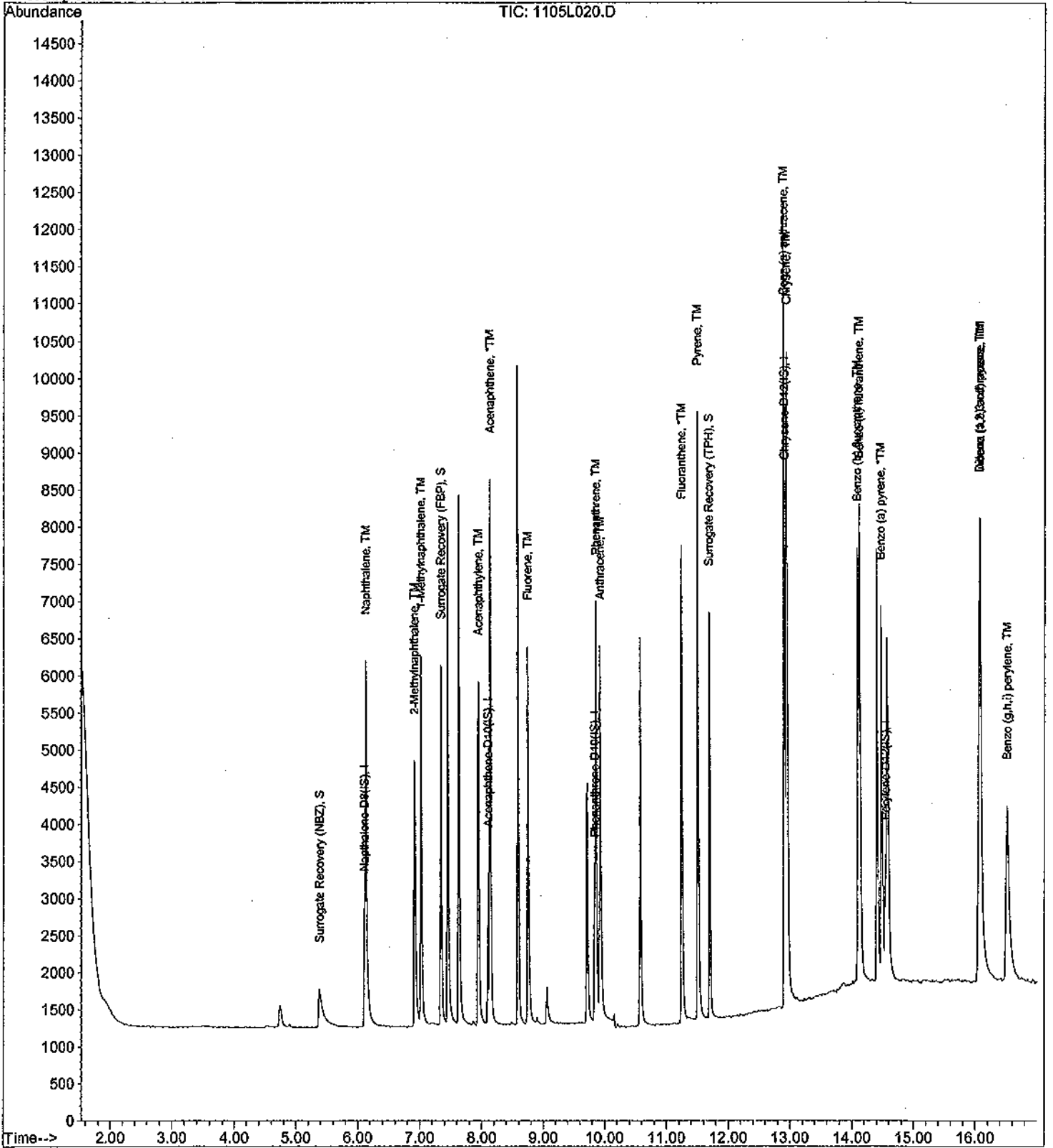
Data File : M:\LINUS\DATA\L111027\1105L020.D
Acq On : 5 Nov 11 16:54
Sample : 5.0ug/ml PAH 10-27-11
Misc :

Vial: 20
Operator: LF
Inst : Linus
Multiplr: 1.00

Quant Time: Nov 8 9:47 2011

Quant Results File: SIM2.RES

Method : M:\LINUS\DATA\L111027\SIM2.M (RTE Integrator)
Title : EPA 8270C
Last Update : Tue Nov 08 16:22:04 2011
Response via : Initial Calibration



EPA METHOD 8270
Polynuclear Aromatic Hydrocarbons
Raw Data

APPL, INC.

Method Blank
EPA 8270D SIM

Blank Name/QCG: 111102W-49559 - 161018
Batch ID: #SIMHC-111102A

APPL Inc.
908 North Temperance Avenue
Clovis, CA 93611

Sample Type	Analyte	Result	LOQ	LOD	DL	Units	Extraction Date	Analysis Date
BLANK	1-METHYLNAPHTHALENE	0.12 U	0.2	0.12	0.06	ug/L	11/02/11	11/05/11
BLANK	2-METHYLNAPHTHALENE	0.12 U	0.2	0.12	0.06	ug/L	11/02/11	11/05/11
BLANK	ACENAPHTHENE	0.12 U	0.2	0.12	0.06	ug/L	11/02/11	11/05/11
BLANK	ACENAPHTHYLENE	0.12 U	0.2	0.12	0.06	ug/L	11/02/11	11/05/11
BLANK	ANTHRACENE	0.10 U	0.2	0.10	0.05	ug/L	11/02/11	11/05/11
BLANK	BENZO(A)ANTHRACENE	0.14 U	0.2	0.14	0.07	ug/L	11/02/11	11/05/11
BLANK	BENZO(A)PYRENE	0.14 U	0.2	0.14	0.07	ug/L	11/02/11	11/05/11
BLANK	BENZO(B)FLUORANTHENE	0.12 U	0.2	0.12	0.06	ug/L	11/02/11	11/05/11
BLANK	BENZO(GHI)PERYLENE	0.16 U	0.2	0.16	0.08	ug/L	11/02/11	11/05/11
BLANK	BENZO(K)FLUORANTHENE	0.14 U	0.2	0.14	0.07	ug/L	11/02/11	11/05/11
BLANK	CHRYSENE	0.10 U	0.2	0.10	0.05	ug/L	11/02/11	11/05/11
BLANK	DIBENZ(A,H)ANTHRACENE	0.10 U	0.2	0.10	0.05	ug/L	11/02/11	11/05/11
BLANK	FLUORANTHENE	0.16 U	0.2	0.16	0.08	ug/L	11/02/11	11/05/11
BLANK	FLUORENE	0.12 U	0.2	0.12	0.06	ug/L	11/02/11	11/05/11
BLANK	INDENO(1,2,3-CD)PYRENE	0.14 U	0.2	0.14	0.07	ug/L	11/02/11	11/05/11
BLANK	NAPHTHALENE	0.10 U	0.2	0.10	0.05	ug/L	11/02/11	11/05/11
BLANK	PHENANTHRENE	0.14 U	0.2	0.14	0.07	ug/L	11/02/11	11/05/11
BLANK	PYRENE	0.16 U	0.2	0.16	0.08	ug/L	11/02/11	11/05/11
BLANK	SURROGATE: 2-FLUORBIPHENY	51.1	50-110			%	11/02/11	11/05/11
BLANK	SURROGATE: NITROBENZENE-	71.9	40-110			%	11/02/11	11/05/11
BLANK	SURROGATE: TERPHENYL-D14 (70.3	50-135			%	11/02/11	11/05/11

Quant Method:SIM2.M
Run #:1105L021
Instrument:Linus
Sequence:L111027
Initials:LF

Data File : M:\LINUS\DATA\L111027\1105L021.D
 Acq On : 5 Nov 11 17:19
 Sample : 111102A BLK 1/1000
 Misc :

Vial: 21
 Operator: LF
 Inst : Linus
 Multiplr: 1.00

Quant Time: Nov 9 8:43 2011

Quant Results File: SIM2.RES

Quant Method : M:\LINUS\DATA\L111027\SIM2.M (RTE Integrator)
 Title : EPA 8270C
 Last Update : Wed Nov 02 15:56:51 2011
 Response via : Initial Calibration
 DataAcq Meth : 87SIMAQ

Internal Standards	R.T.	QIon	Response	Conc	Units	Dev(Min)
1) Napthalene-D8 (IS)	6.12	136	1978	2.50000	ppb	0.00
6) Acenaphthene-D10 (IS)	8.11	164	922	2.50000	ppb	0.00
11) Phenanthrene-D10 (IS)	9.86	188	1631	2.50000	ppb	0.01
15) Chrysene-D12 (IS)	12.94	240	2267	2.50000	ppb	0.01
21) Perylene-D12 (IS)	14.57	264	2019	2.50000	ppb	0.01
System Monitoring Compounds						
2) Surrogate Recovery (NBZ)	5.40	82	509	1.43683	ppb	-0.05
Spiked Amount	2.000		Recovery	=	71.850%	
7) Surrogate Recovery (FBP)	7.36	172	840	1.02199	ppb	0.01
Spiked Amount	2.000		Recovery	=	51.100%	
17) Surrogate Recovery (TPH)	11.71	244	1372	1.40550	ppb	0.00
Spiked Amount	2.000		Recovery	=	70.250%	

Target Compounds

Qvalue

Quantitation Report

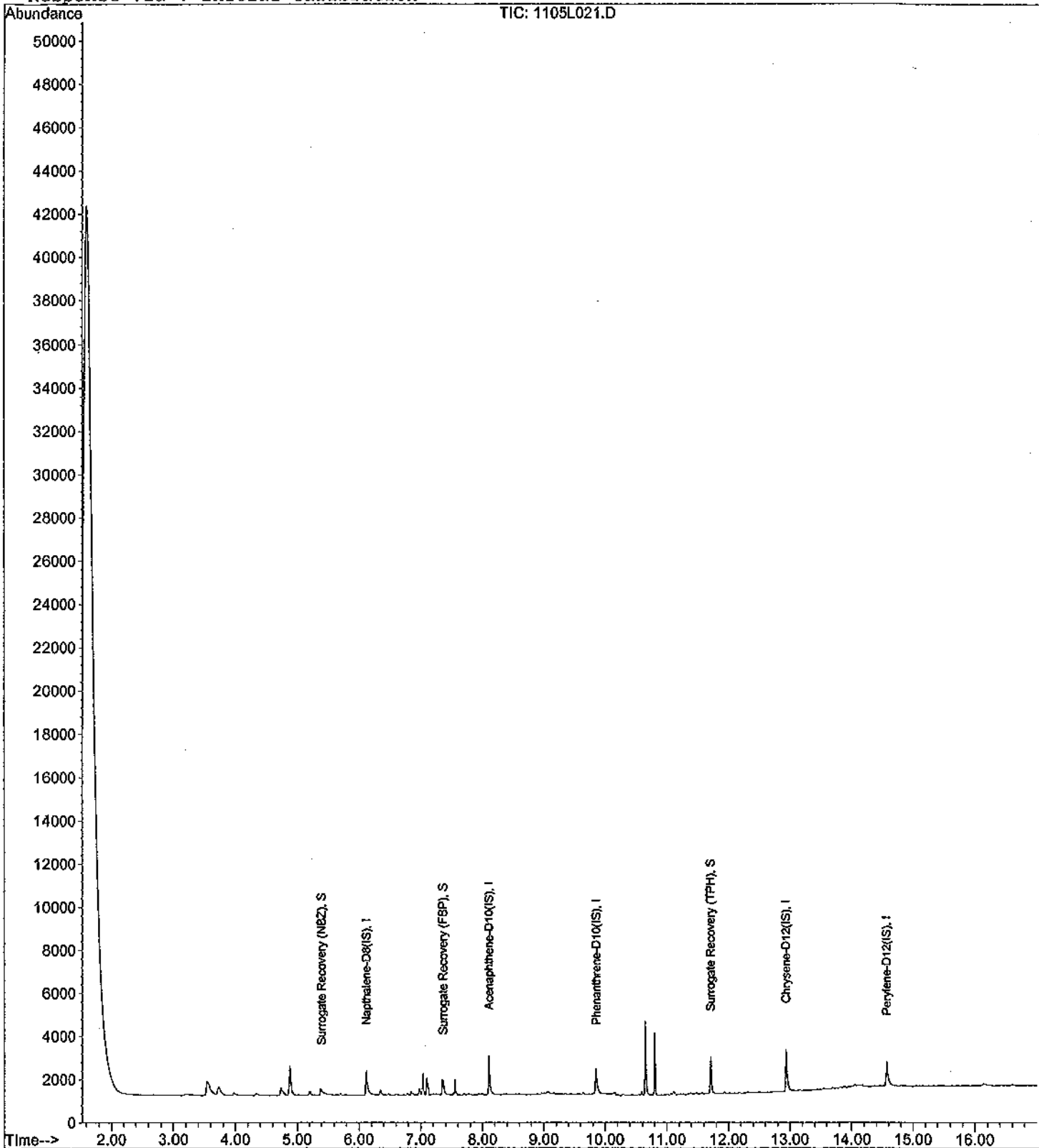
Data File : M:\LINUS\DATA\L111027\1105L021.D
Acq On : 5 Nov 11 17:19
Sample : 111102A BLK 1/1000
Misc :

Vial: 21
Operator: LF
Inst : Linus
Multiplr: 1.00

Quant Time: Nov 9 8:43 2011

Quant Results File: SIM2.RES

Method : M:\LINUS\DATA\L111027\SIM2.M (RTE Integrator)
Title : EPA 8270C
Last Update : Tue Nov 08 16:22:04 2011
Response via : Initial Calibration



Laboratory Control Spike Recovery

EPA 8270D SIM

APPL ID: 111102W-49559 LCS - 161018

Batch ID: #SIMHC-111102A

APPL Inc.

908 North Temperance Avenue

Clovis, CA 93611

Compound Name	Spike Level ug/L	SPK Result ug/L	SPK % Recovery	Recovery Limits
1-METHYLNAPHTHALENE	4.00	2.39	59.8	45-105
2-METHYLNAPHTHALENE	4.00	2.55	63.7	45-105
ACENAPHTHENE	4.00	2.50	62.5	45-110
ACENAPHTHYLENE	4.00	2.43	60.8	50-105
ANTHRACENE	4.00	2.53	63.2	55-110
BENZO(A)ANTHRACENE	4.00	2.93	73.3	55-110
BENZO(A)PYRENE	4.00	2.55	63.7	55-110
BENZO(B)FLUORANTHENE	4.00	2.58	64.5	45-120
BENZO(GHI)PERYLENE	4.00	2.81	70.3	40-125
BENZO(K)FLUORANTHENE	4.00	3.00	75.0	45-125
CHRYSENE	4.00	2.69	67.3	55-110
DIBENZ(A,H)ANTHRACENE	4.00	2.85	71.3	40-125
FLUORANTHENE	4.00	2.88	72.0	55-115
FLUORENE	4.00	2.43	60.8	50-110
INDENO(1,2,3-CD)PYRENE	4.00	2.93	73.3	45-125
NAPHTHALENE	4.00	2.28	57.0	40-100
PHENANTHRENE	4.00	2.46	61.5	50-115
PYRENE	4.00	2.53	63.2	50-130
<hr style="border-top: 1px dashed black;"/>				
SURROGATE: 2-FLUORBIPHENYL (S)	2.00	1.17	58.5	50-110
SURROGATE: NITROBENZENE-D5 (S)	2.00	1.33	66.5	40-110
SURROGATE: TERPHENYL-D14 (S)	2.00	1.10	55.0	50-135

Comments:

<u>Primary</u>	<u>SPK</u>
Quant Method :	SIM2.M
Extraction Date :	11/02/11
Analysis Date :	11/05/11
Instrument :	Linus
Run :	1105L022
Initials :	LF

Printed: 11/09/11 3:39:36 PM

APPL Standard LCS

Data File : M:\LINUS\DATA\L111027\1105L022.D
 Acq On : 5 Nov 11 17:44
 Sample : 111102A LCS-1 1/1000
 Misc :

Vial: 22
 Operator: LF
 Inst : Linus
 Multiplr: 1.00

Quant Time: Nov 9 8:44 2011

Quant Results File: SIM2.RES

Quant Method : M:\LINUS\DATA\L111027\SIM2.M (RTE Integrator)
 Title : EPA 8270C
 Last Update : Wed Nov 02 15:56:51 2011
 Response via : Initial Calibration
 DataAcq Meth : 87SIMAQ

Internal Standards	R.T.	QIon	Response	Conc	Units	Dev(Min)
1) Napthalene-D8 (IS)	6.12	136	2072	2.50000	ppb	0.00
6) Acenaphthene-D10 (IS)	8.11	164	954	2.50000	ppb	0.00
11) Phenanthrene-D10 (IS)	9.85	188	1702	2.50000	ppb	0.00
15) Chrysene-D12 (IS)	12.93	240	2377	2.50000	ppb	0.00
21) Perylene-D12 (IS)	14.56	264	2052	2.50000	ppb	0.00
System Monitoring Compounds						
2) Surrogate Recovery (NBZ)	5.42	82	494	1.33122	ppb	-0.02
Spiked Amount	2.000		Recovery	=	66.550%	
7) Surrogate Recovery (FBP)	7.35	172	993	1.16761	ppb	0.00
Spiked Amount	2.000		Recovery	=	58.400%	
17) Surrogate Recovery (TPH)	11.71	244	1121	1.09523	ppb	0.00
Spiked Amount	2.000		Recovery	=	54.750%	
Target Compounds						
						Qvalue
3) Napthalene	6.13	128	3295	2.28253	ppb	97
4) 2-Methylnapthalene	6.93	142	1888	2.55060	ppb	86
5) 1-Methylnapthalene	7.04	142	2040	2.38754	ppb	88
8) Acenaphthylene	7.95	152	3087	2.43173	ppb	100
9) Acenaphthene	8.15	154	1813	2.49536	ppb	93
10) Fluorene	8.75	166	1935	2.43404	ppb	91
12) Phenanthrene	9.87	178	2699	2.46348	ppb	98
13) Anthracene	9.94	178	2818	2.53320	ppb	99
14) Fluoranthene	11.26	202	5471	2.87851	ppb	98
16) Pyrene	11.51	202	5296	2.53162	ppb	92
18) Benz (a) anthracene	12.91	228	4031	2.92535	ppb	95
19) Chrysene	12.96	228	4958	2.68979	ppb	99
20) Indeno (1,2,3-cd) pyrene	16.08	276	4190	2.93307	ppb	# 92
22) Benzo (b) fluoranthene	14.12	252	3735	2.58368	ppb	# 90
23) Benzo (k) fluoranthene	14.14	252	4481	2.99514	ppb	96
24) Benzo (a) pyrene	14.50	252	3601	2.54634	ppb	97
25) Dibenz (a,h) anthracene	16.08	278	3383	2.84893	ppb	97
26) Benzo (g,h,i) perylene	16.53	276	3523	2.81384	ppb	99

Handwritten calculation:

$$\frac{3295 \times 2.5}{2072 \times 3200} = 2.28$$
 LF 12/9/11

Quantitation Report


Data File : M:\LINUS\DATA\L111027\1105L022.D
Acq On : 5 Nov 11 17:44
Sample : 111102A LCS-1 1/1000
Misc :

Vial: 22
Operator: LF
Inst : Linus
Multiplr: 1.00

Quant Time: Nov 9 8:44 2011

Quant Results File: SIM2.RES

Method : M:\LINUS\DATA\L111027\SIM2.M (RTE Integrator)
Title : EPA 8270C
Last Update : Tue Nov 08 16:22:04 2011
Response via : Initial Calibration



Matrix Spike Recoveries

EPA 8270D SIM

APPL ID: 111102W-49559 MS - 161018
 Batch ID: #SIMHC-111102A
 Sample ID: AY49559
 Client ID: ES053

APPL Inc.
 908 North Temperance Avenue
 Clovis, CA 93611

Compound Name	Spike Lvl ug/L	Matrix Result ug/L	SPK Result ug/L	DUP Result ug/L	SPK % Recovery	DUP % Recovery	Recovery Limits	RPD %	RPD Limits
1-METHYLNAPHTHALENE	4.00	ND	2.43	2.27	60.8	56.8	45-105	6.8	25
2-METHYLNAPHTHALENE	4.00	ND	2.49	2.37	62.3	59.3	45-105	4.9	25
ACENAPHTHENE	4.00	ND	2.42	2.38	60.5	59.5	45-110	1.7	25
ACENAPHTHYLENE	4.00	ND	2.37	2.33	59.3	58.3	50-105	1.7	25
ANTHRACENE	4.00	ND	2.39	2.47	59.8	61.8	55-110	3.3	25
BENZO(A)ANTHRACENE	4.00	ND	3.19	3.41	79.8	85.3	55-110	6.7	25
BENZO(A)PYRENE	4.00	ND	2.79	2.95	69.8	73.8	55-110	5.6	25
BENZO(B)FLUORANTHENE	4.00	ND	2.96	2.96	74.0	74.0	45-120	0.0	25
BENZO(GHI)PERYLENE	4.00	ND	3.13	3.29	78.3	82.3	40-125	5.0	25
BENZO(K)FLUORANTHENE	4.00	ND	3.31	3.50	82.8	87.5	45-125	5.6	25
CHRYSENE	4.00	ND	2.97	3.21	74.3	80.3	55-110	7.8	25
DIBENZ(A,H)ANTHRACENE	4.00	ND	3.23	3.39	80.8	84.8	40-125	4.8	25
FLUORANTHENE	4.00	ND	3.10	3.26	77.5	81.5	55-115	5.0	25
FLUORENE	4.00	ND	2.53	2.77	63.2	69.3	50-110	9.1	25
INDENO(1,2,3-CD)PYRENE	4.00	ND	3.26	3.52	81.5	88.0	45-125	7.7	25
NAPHTHALENE	4.00	ND	2.35	2.20	58.8	55.0	40-100	6.6	25
PHENANTHRENE	4.00	ND	2.59	2.80	64.8	70.0	50-115	7.8	25
PYRENE	4.00	ND	2.86	3.05	71.5	76.3	50-130	6.4	25

SURROGATE: 2-FLUORBIPHENYL (S)	2.00	NA	1.11	1.12	55.5	56.0	50-110		
SURROGATE: NITROBENZENE-D5 (S)	2.00	NA	1.52	1.52	76.0	76.0	40-110		
SURROGATE: TERPHENYL-D14 (S)	2.00	NA	1.20	1.28	60.0	64.0	50-135		

Comments:

Primary	SPK	DUP
Quant Method :	SIM2.M	SIM2.M
Extraction Date :	11/02/11	11/02/11
Analysis Date :	11/05/11	11/05/11
Instrument :	Linus	Linus
Run :	1105L023	1105L024
Initials :	LF	

Data File : M:\LINUS\DATA\L111027\1105L023.D Vial: 23
 Acq On : 5 Nov 11 18:10 Operator: LF
 Sample : AY49559W34 MS-1 1/1020 Inst : Linus
 Misc : Multiplr: 0.98

Quant Time: Nov 9 8:45 2011 Quant Results File: SIM2.RES

Quant Method : M:\LINUS\DATA\L111027\SIM2.M (RTE Integrator)
 Title : EPA 8270C
 Last Update : Wed Nov 02 15:56:51 2011
 Response via : Initial Calibration
 DataAcq Meth : 87SIMAQ

Internal Standards	R.T.	QIon	Response	Conc	Units	Dev(Min)
1) Naphthalene-D8 (IS)	6.12	136	2120	2.50000	ppb	0.00
6) Acenaphthene-D10 (IS)	8.11	164	1011	2.50000	ppb	0.00
11) Phenanthrene-D10 (IS)	9.85	188	1779	2.50000	ppb	0.00
15) Chrysene-D12 (IS)	12.93	240	2433	2.50000	ppb	0.00
21) Perylene-D12 (IS)	14.56	264	2067	2.50000	ppb	0.00

System Monitoring Compounds	R.T.	QIon	Response	Conc	Units	Dev(Min)
2) Surrogate Recovery (NBZ)	5.41	82	587	1.51570	ppb	-0.04
Spiked Amount	1.961		Recovery	=	77.316%	
7) Surrogate Recovery (FBP)	7.35	172	1024	1.11390	ppb	0.00
Spiked Amount	1.961		Recovery	=	56.814%	
17) Surrogate Recovery (TPH)	11.71	244	1285	1.20251	ppb	0.00
Spiked Amount	1.961		Recovery	=	61.353%	

Target Compounds	R.T.	QIon	Response	Conc	Units	Qvalue
3) Naphthalene	6.13	128	3545	2.35305	ppb	97
4) 2-Methylnaphthalene	6.93	142	1920	2.48539	ppb	87
5) 1-Methylnaphthalene	7.04	142	2164	2.42678	ppb	84
8) Acenaphthylene	7.95	152	3253	2.37060	ppb	100
9) Acenaphthene	8.15	154	1903	2.42310	ppb	95
10) Fluorene	8.75	166	2171	2.52640	ppb	95
12) Phenanthrene	9.87	178	3021	2.58630	ppb	98
13) Anthracene	9.93	178	2834	2.38953	ppb	97
14) Fluoranthene	11.26	202	6287	3.10261	ppb	99
16) Pyrene	11.51	202	6252	2.86257	ppb	96
18) Benz (a) anthracene	12.91	228	4590	3.19054	ppb	96
19) Chrysene	12.96	228	5707	2.96555	ppb	99
20) Indeno (1,2,3-cd) pyrene	16.08	276	4859	3.25792	ppb	# 91
22) Benzo (b) fluoranthene	14.12	252	4402	2.96369	ppb	# 90
23) Benzo (k) fluoranthene	14.14	252	5089	3.31063	ppb	96
24) Benzo (a) pyrene	14.50	252	4056	2.79143	ppb	97
25) Dibenz (a,h) anthracene	16.08	278	3937	3.22687	ppb	98
26) Benzo (g,h,i) perylene	16.52	276	4023	3.12732	ppb	97

Quantitation Report


Data File : M:\LINUS\DATA\L111027\1105L023.D
 Acq On : 5 Nov 11 18:10
 Sample : AY49559W34 MS-1 1/1020
 Misc :

Vial: 23
 Operator: LF
 Inst : Linus
 Multiplr: 0.98

Quant Time: Nov 9 8:45 2011

Quant Results File: SIM2.RES

Method : M:\LINUS\DATA\L111027\SIM2.M (RTE Integrator)
 Title : EPA 8270C
 Last Update : Tue Nov 08 16:22:04 2011
 Response via : Initial Calibration



Data File : M:\LINUS\DATA\L111027\1105L024.D
 Acq On : 5 Nov 11 18:35
 Sample : AY49559W40 MSD-1 1/1020
 Misc :

Vial: 24
 Operator: LF
 Inst : Linus
 Multiplr: 0.98

Quant Time: Nov 8 9:47 2011

Quant Results File: SIM2.RES

Quant Method : M:\LINUS\DATA\L111027\SIM2.M (RTE Integrator)
 Title : EPA 8270C
 Last Update : Wed Nov 02 15:56:51 2011
 Response via : Initial Calibration
 DataAcq Meth : 87SIMAQ

Internal Standards	R.T.	QIon	Response	Conc	Units	Dev(Min)
1) Naphthalene-D8 (IS)	6.12	136	2052	2.50000	ppb	0.00
6) Acenaphthene-D10 (IS)	8.11	164	956	2.50000	ppb	0.00
11) Phenanthrene-D10 (IS)	9.85	188	1684	2.50000	ppb	0.00
15) Chrysene-D12 (IS)	12.93	240	2275	2.50000	ppb	0.00
21) Perylene-D12 (IS)	14.56	264	2009	2.50000	ppb	0.00
System Monitoring Compounds						
2) Surrogate Recovery (NBZ)	5.42	82	571	1.52325	ppb	-0.02
Spiked Amount	1.961		Recovery	=	77.673%	
7) Surrogate Recovery (FBP)	7.35	172	973	1.11931	ppb	0.00
Spiked Amount	1.961		Recovery	=	57.069%	
17) Surrogate Recovery (TPH)	11.71	244	1282	1.28302	ppb	0.00
Spiked Amount	1.961		Recovery	=	65.433%	
Target Compounds						
						Qvalue
3) Naphthalene	6.13	128	3213	2.20335	ppb	98
4) 2-Methylnaphthalene	6.93	142	1772	2.36982	ppb	88
5) 1-Methylnaphthalene	7.04	142	1960	2.27085	ppb	85
8) Acenaphthylene	7.95	152	3018	2.32588	ppb	100
9) Acenaphthene	8.15	154	1768	2.38071	ppb	94
10) Fluorene	8.75	166	2253	2.77266	ppb	95
12) Phenanthrene	9.87	178	3100	2.80365	ppb	98
13) Anthracene	9.94	178	2769	2.46643	ppb	99
14) Fluoranthene	11.26	202	6256	3.26147	ppb	98
16) Pyrene	11.51	202	6226	3.04864	ppb	94
18) Benz (a) anthracene	12.91	228	4588	3.41064	ppb	97
19) Chrysene	12.96	228	5778	3.21097	ppb	99
20) Indeno (1,2,3-cd) pyrene	16.08	276	4907	3.51861	ppb	# 91
22) Benzo (b) fluoranthene	14.12	252	4271	2.95851	ppb	# 90
23) Benzo (k) fluoranthene	14.14	252	5225	3.49724	ppb	95
24) Benzo (a) pyrene	14.50	252	4173	2.95487	ppb	97
25) Dibenzo (a,h) anthracene	16.08	278	4025	3.39424	ppb	99
26) Benzo (g,h,i) perylene	16.52	276	4111	3.28799	ppb	98

Quantitation Report

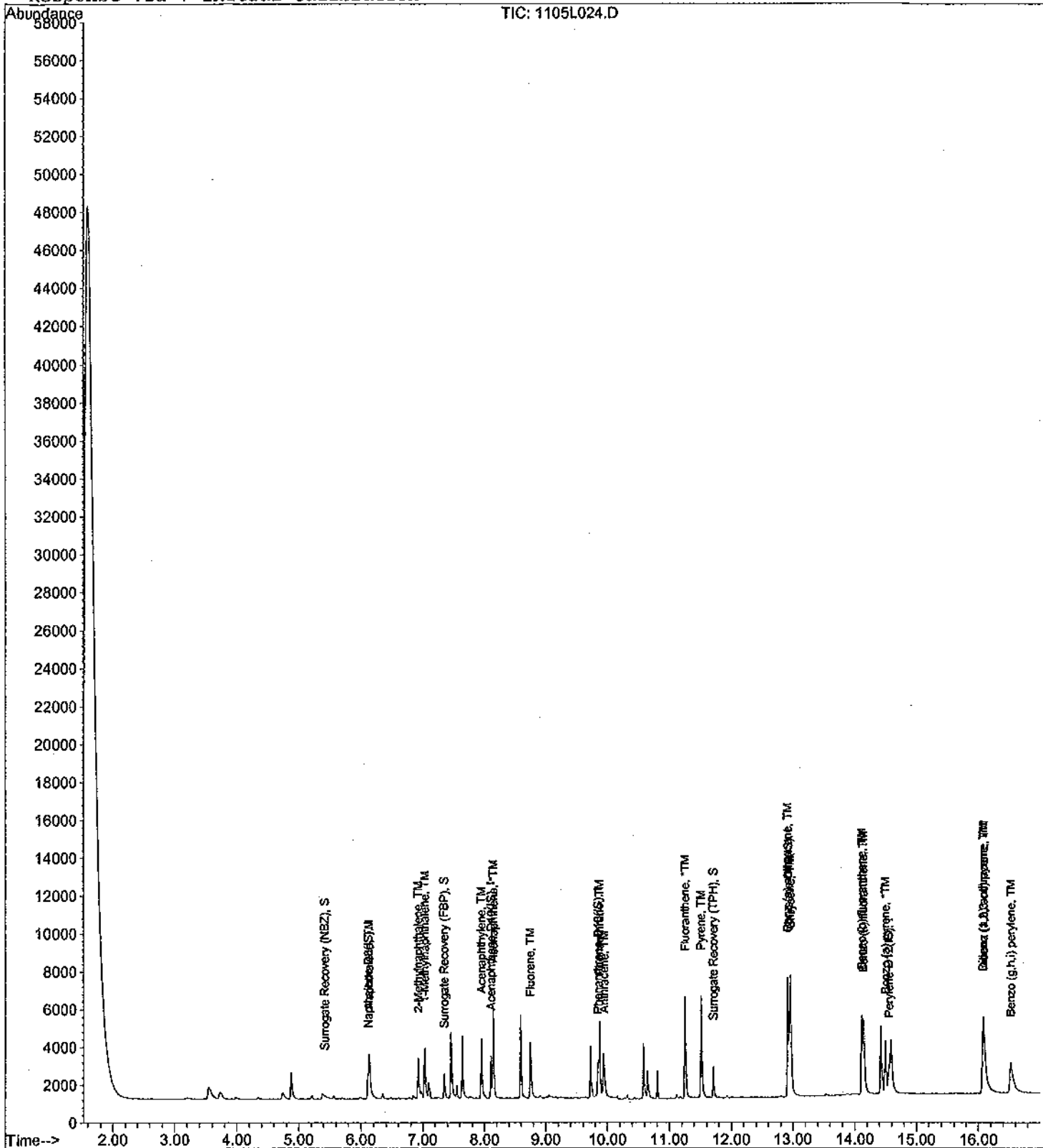
Data File : M:\LINUS\DATA\L111027\1105L024.D
Acq On : 5 Nov 11 18:35
Sample : AY49559W40 MSD-1 1/1020
Misc :

Vial: 24
Operator: LF
Inst : Linus
Multiplr: 0.98

Quant Time: Nov 8 9:47 2011

Quant Results File: SIM2.RES

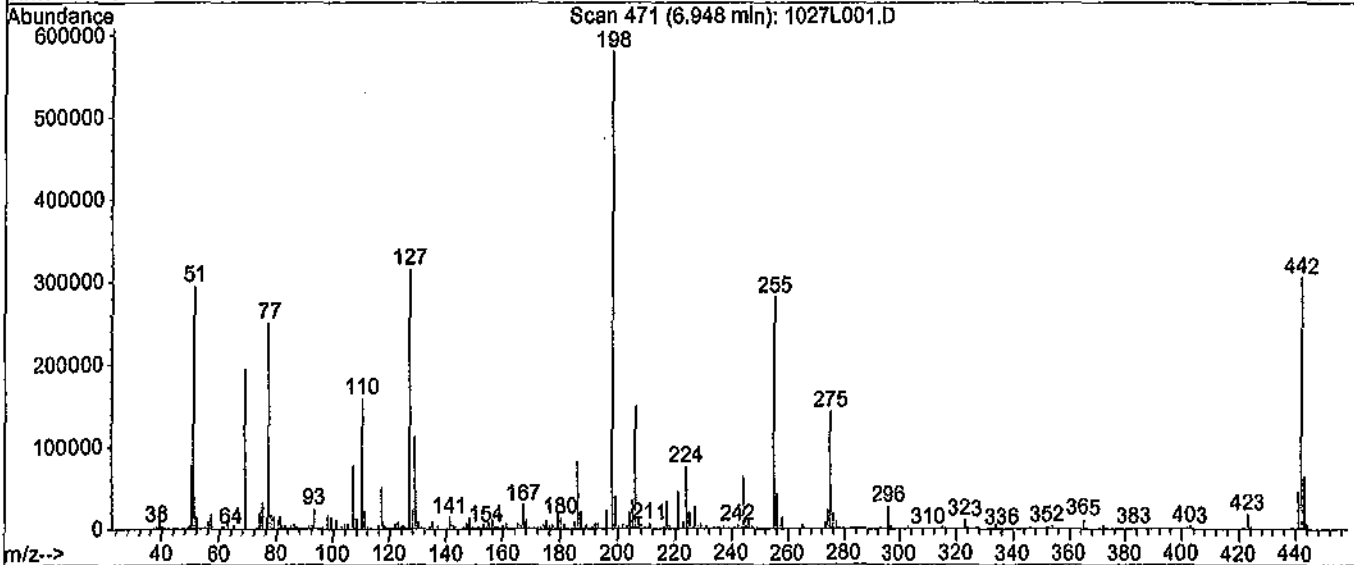
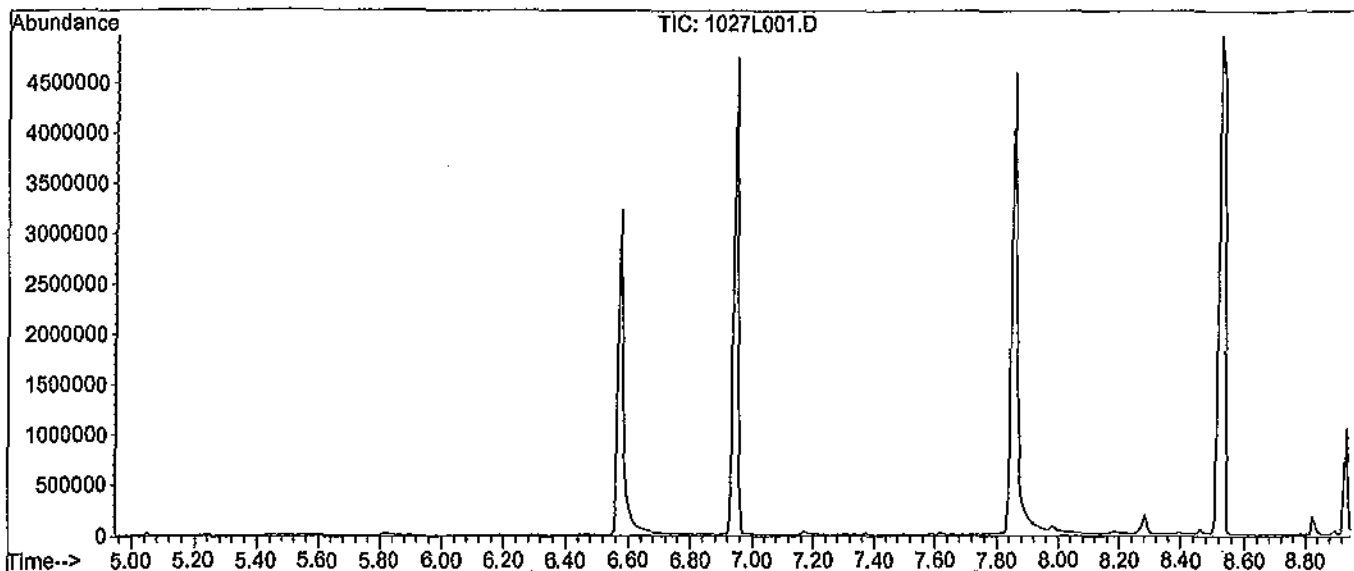
Method : M:\LINUS\DATA\L111027\SIM2.M (RTE Integrator)
Title : EPA 8270C
Last Update : Tue Nov 08 16:22:04 2011
Response via : Initial Calibration



Data File : M:\LINUS\DATA\L111027\1027L001.D
 Acq On : 27 Oct 11 18:29
 Sample : SVTUNE 10-27-11
 Misc :

Vial: 1
 Operator: LF
 Inst : Linus
 Multiplr: 1.00

Method : M:\LINUS\DATA\L111027\SIM2.M (RTE Integrator)
 Title : EPA 8270C



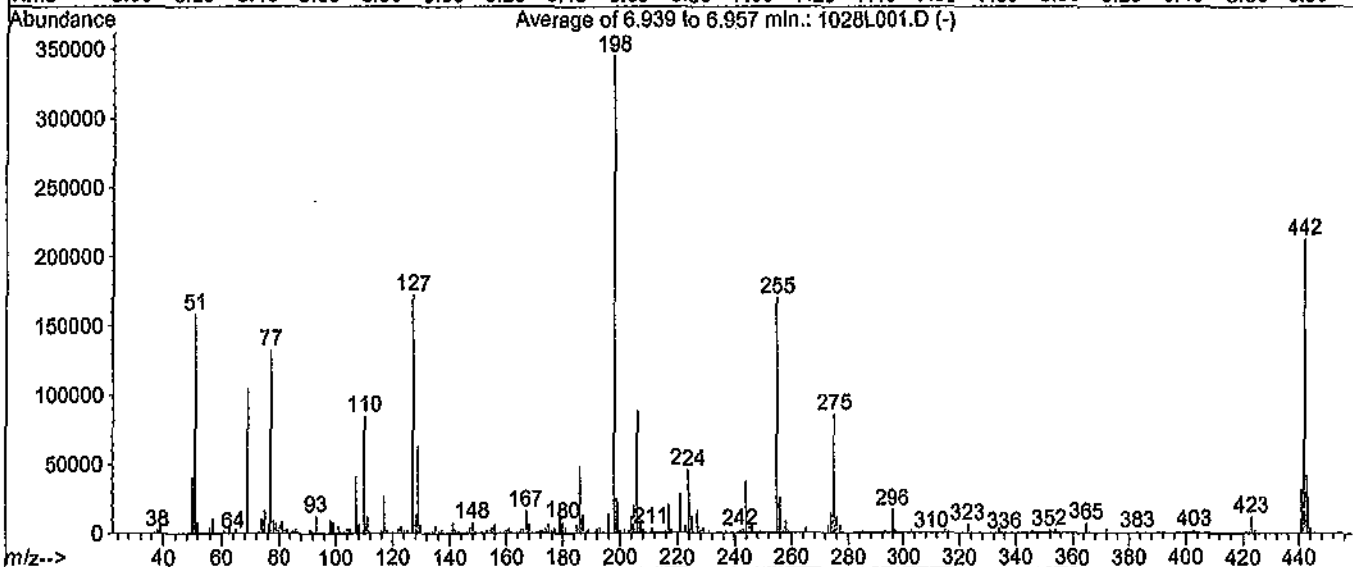
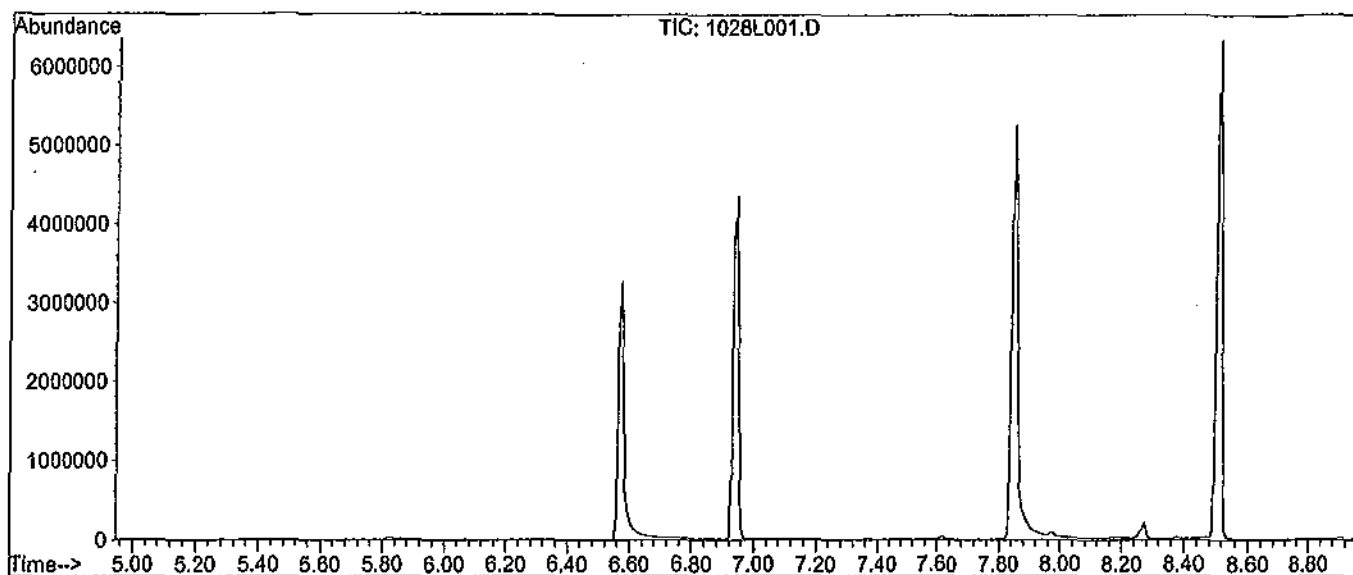
Spectrum Information: Scan 471

Target Mass	Rel. to Mass	Lower Limit%	Upper Limit%	Rel. Abn%	Raw Abn	Result Pass/Fail
51	198	30	60	50.7	294016	PASS
68	69	0.00	2	0.0	0	PASS
70	69	0.00	2	0.6	1188	PASS
127	198	40	60	54.3	314624	PASS
197	198	0.00	1	0.0	0	PASS
198	198	100	100	100.0	579520	PASS
199	198	5	9	7.0	40304	PASS
275	198	10	30	24.5	141888	PASS
365	198	1	100	2.0	11470	PASS
441	443	0.01	100	70.8	44728	PASS
442	198	40	150	52.6	304768	PASS
443	442	17	23	20.7	63176	PASS

Data File : M:\LINUS\DATA\L111027\1028L001.D
 Acq On : 28 Oct 11 9:32
 Sample : SVTUNE 10-27-11
 Misc :

Vial: 1
 Operator: LF
 Inst : Linus
 Multiplr: 1.00

Method : M:\LINUS\DATA\L111027\SIM2.M (RTE Integrator)
 Title : EPA 8270C



Spectrum Information: Average of 6.939 to 6.957 min.

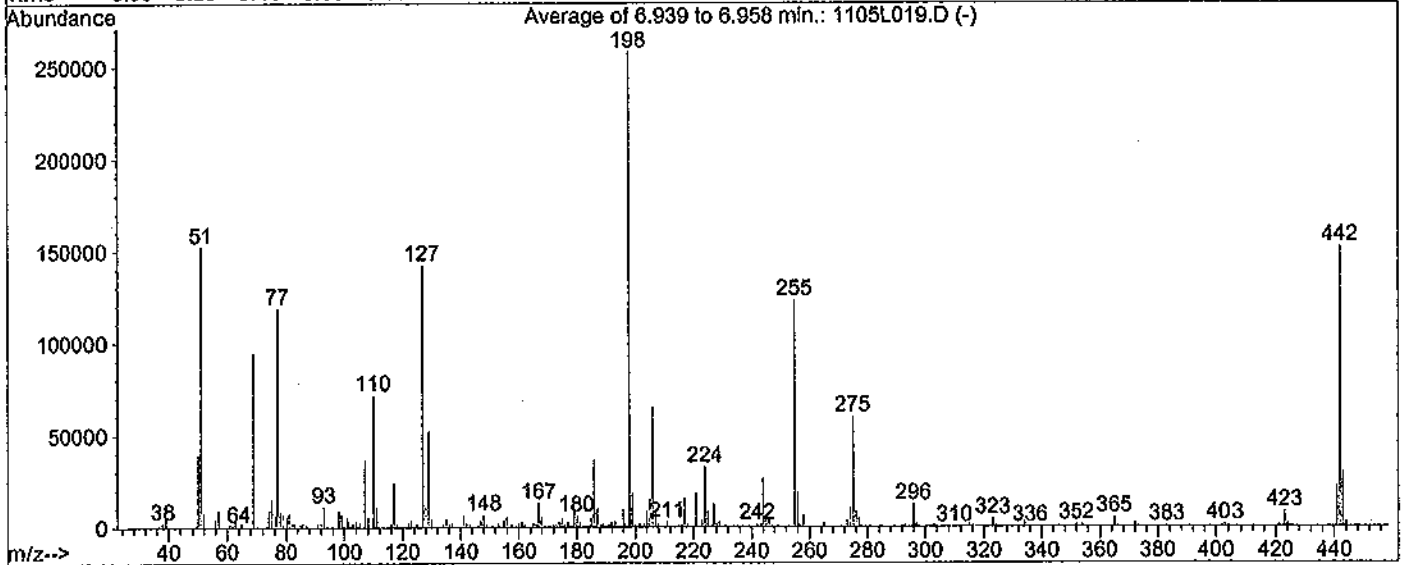
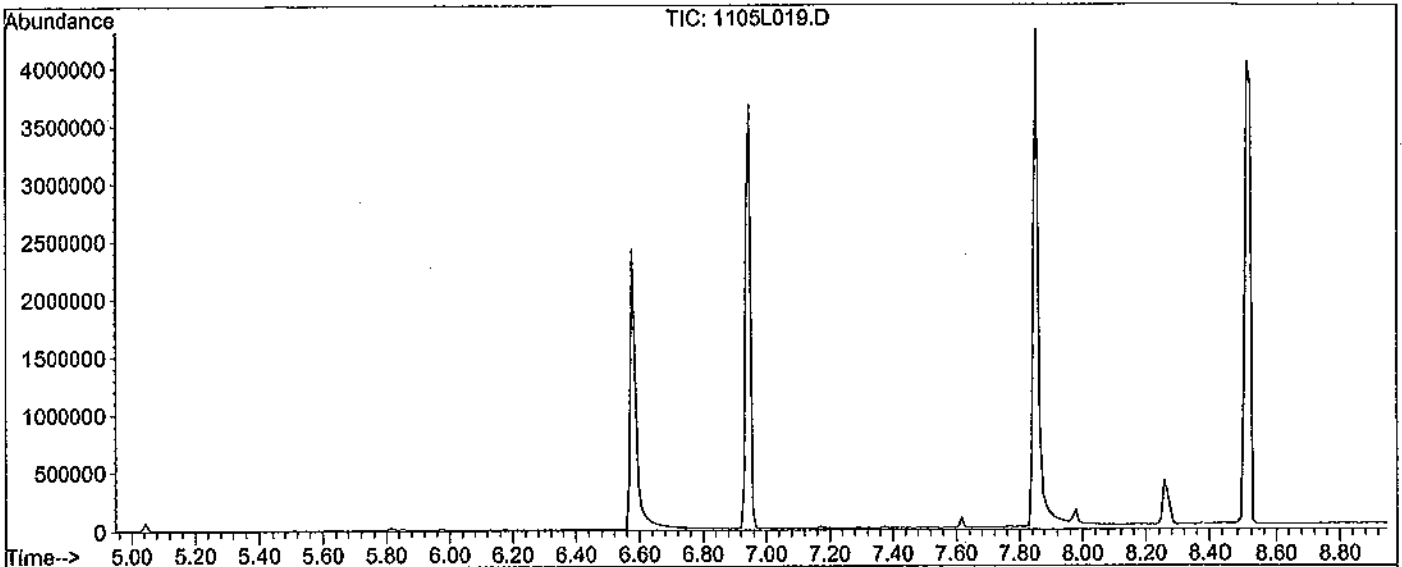
Target Mass	Rel. to Mass	Lower Limit%	Upper Limit%	Rel. Abn%	Raw Abn	Result Pass/Fail
51	198	30	60	45.8	158326	PASS
68	69	0.00	2	0.0	0	PASS
70	69	0.00	2	0.5	519	PASS
127	198	40	60	49.8	171922	PASS
197	198	0.00	1	0.0	0	PASS
198	198	100	100	100.0	345360	PASS
199	198	5	9	7.1	24580	PASS
275	198	10	30	24.8	85541	PASS
365	198	1	100	2.0	6987	PASS
441	443	0.01	100	74.7	31248	PASS
442	198	40	150	61.5	212309	PASS
443	442	17	23	19.7	41843	PASS

DFTPP

Data File : M:\LINUS\DATA\L111027\1105L019.D
 Acq On : 5 Nov 11 16:36
 Sample : SVTUNE 10-27-11
 Misc :

Vial: 19
 Operator: LF
 Inst : Linus
 Multiplr: 1.00

Method : M:\LINUS\DATA\L111027\SIM2.M (RTE Integrator)
 Title : EPA 8270C



Spectrum Information: Average of 6.939 to 6.958 min.

Target Mass	Rel. to Mass	Lower Limit%	Upper Limit%	Rel. Abn%	Raw Abn	Result Pass/Fail
51	198	30	60	59.0	152381	PASS
68	69	0.00	2	0.0	0	PASS
70	69	0.00	2	0.6	557	PASS
127	198	40	60	55.1	142318	PASS
197	198	0.00	1	0.5	1197	PASS
198	198	100	100	100.0	258253	PASS
199	198	5	9	7.1	18230	PASS
275	198	10	30	23.2	59874	PASS
365	198	1	100	1.9	4901	PASS
441	443	0.01	100	73.0	21870	PASS
442	198	40	150	58.8	151760	PASS
443	442	17	23	19.7	29958	PASS

VF 11/11

PREP DATE: 01-17-11		8270C Stock/Spike Standard								
Exp:	05-29-11	Conc.		Date	CODE:	P				
Supplier	ID #	µg/mL	Lot #	Code	Exp. Date	µL				
Absolute	10001	2000	032009-28092	01/17/11	03-20-12	1000				
Absolute	10001	2000	032009-28091	01/17/11	03-20-12	1000				
Absolute	10002	2000	073109-27974	01/17/11	07-31-12	1000				
Absolute	10002	2000	073109-27973	01/17/11	07-31-12	1000				
Absolute	10004	2000	101509-27979	01/17/11	10-15-14	1000				
Absolute	10004	2000	101509-27978	01/17/11	10-15-14	1000				
Absolute	10005	2000	061209-27984	01/17/11	06-12-14	1000				
Absolute	10005	2000	061209-27983	01/17/11	06-12-14	1000				
Absolute	10006	2000	120810-27989	01/17/11	12-08-13	1000				
Absolute	10006	2000	120810-27988	01/17/11	12-08-13	1000				
Absolute	10007	2000	100909-28010	01/17/11	10-09-14	1000				
Absolute	10007	2000	100909-28013	01/17/11	10-09-14	1000				
Absolute	10018	2000	073109-27994	01/17/11	07-31-14	1000				
Absolute	10018	2000	073109-27993	01/17/11	07-31-14	1000				
Absolute	70023	1000	080310-28008	01/17/11	08-03-15	1000				
Absolute	70023	1000	080310-28009	01/17/11	08-03-15	1000				
Absolute	82705	2000	121010-27999	01/17/11	12-10-13	1000				
Absolute	82705	2000	121010-27998	01/17/11	12-10-13	1000				
Absolute	94552	2000	052908-28004	01/17/11	05-29-11	1000				
Absolute	94552	2000	052908-28003	01/17/11	05-29-11	1000				
						Final Vol	20000			

VF 11/11

PREP DATE: 01-25-11		8270C STANDARD CURVE															
Exp:	02-24-11	Conc.		Date	Exp. Date	0.1	0.2	1	5	10	20	40	50	60	80	100	
Supplier	ID #	µg/mL	Lot #	Code	Exp. Date	µL	µL	µL	µL	µL	µL	µL	µL	µL	µL	µL	
8270C Stock	200			12/17/10	05-29-11	0	0	0	5	5	10	20	25	30	40	50	
5.0ug/mL				01/25/11		0	0	20	0	0	0	0	0	0	0	0	
1.0ug/mL				01/25/11		10	20	0	0	0	0	0	0	0	0	0	
Surrogate Stock	VAR	160518-27570		11/11/10	11-11-11	0	0	0	5	5	10	20	25	30	40	50	
EM Science	Methylene Chloride	47080				90	80	80	190	90	80	60	50	40	20	0	
Final Vol.								100	200	100	100	100	100	100	100	100	

VF 11/11

PREP DATE: 01-25-11		8270 Second Source (88) 50ug/mL					
Supplier	ID #	Conc.	Lot #	Date	CODE:	µL	
EM Science	8270C SS	200		10/06/10	10-06-11	25	
						75	
Final Vol.						100	

VF 11/11

Method 8270 Internal Standard Solution, 2,000 mg/L, 1 ml
 110001-82
 Lot# Storage Expiry
 167766 5-10 Degree C 4/20/13
 Solv: Methylene Chloride
 8270 Internal Standard
 Lot #: 167766 - 28148
 Rec: 1/20/11 MFR exp. 04/20/13

exp 1/25/12

VF 11/11

Method 8270 Internal Standard Solution, 2,000 mg/L, 1 ml
 110001-82
 Lot# Storage Expiry
 167766 5-10 Degree C 4/20/13
 Solv: Methylene Chloride
 8270 Internal Standard
 Lot #: 167766 - 28147
 Rec: 1/20/11 MFR exp. 04/20/13

exp 1/25/12

08/16/11

PREP DATE:	08/16/11	exp:	08/23/11
10ug/mL 1,2,3-TCP			
50uL of 1000ug/mL 1,2,3 TCP into a final volume of 5mL of P&T Methanol			
1000ug/mL 1,2,3 TCP date code:		05/27/11	
P & T Methanol Lot #		9077-02	
PREP DATE:	08/16/11	exp:	08/23/11
1ug/mL 1,2,3-TCP			
5uL of 1000ug/mL 1,2,3 TCP into a final volume of 5mL of P&T Methanol			
1000ug/mL 1,2,3 TCP date code:		05/27/11	
P & T Methanol Lot #		JT Baker H46E44	
PREP DATE:	08/16/11	exp:	08/23/11
2ug/mL 1,2,3-TCPd5			
10uL of 2000ug/mL 1,2,3 TCP into a final volume of 10mL of P&T Methanol			
2000ug/mL 1,2,3 TCP-d5 date code:		05/27/11	
P & T Methanol Lot #		9077-02	

08/16/11

8270 BNA (200:400)
Surrogate Solution, 1 ml
11404-11
Lot # 167802 Storage 5-10 Degree C 15/13
8011 Methylene Chloride
8270 BNA (200:400) Surrogate Solution
Lot #: 167802-29313
Rec: 8/8/11 MFR exp: 01/09/13

exp 8/23/12

08/22/11

PREP DATE:	08-22-11												
8270 STANDARD CURVE													
Exp:	08-29-11					5	10	20	40	50	50	80	100
Supplier	ID #	Conc. µg/mL	Lot #	Date Code	Exp.Date	µL	µL	µL	µL	µL	µL	µL	µL
	8270F Stock	200		07/26/11	01-26-12	5	5	10	20	25	30	40	50
	Surrogate Stock	VAR	167802-29313	08/22/11	08-22-12	5	5	10	20	25	30	40	50
SM Science	Methylene Chloride		47186			190	90	80	60	50	40	20	0
					Final Vol.	200	100	100	100	100	100	100	100

08/22/11

PREP DATE:	08-22-11												
8270 Second Source (Sg) 50ug/mL													
Supplier	ID #	Conc. µg/mL	Lot #	Date Code	Exp.Date	µL							
	8270C SS	200		10/06/10	10-06-11	25							
SM Science	Methylene Chloride		47186			75							
					Final Vol.	100							

09/21/11

PREP DATE:	09-21-11												
8270 SIM STANDARD CURVE													
		Conc.		Date	CODE:	0.10	0.20	0.50	1.00	5.00	10.00	50.00	100.00
Supplier	ID #	µg/mL	Lot #	Code	Exp.Date	µL	µL	µL	µL	µL	µL	µL	µL
	8270D PAM SIM	200	170253-28485	04/20/11	04-20-12	0	0	0	0	5	5	25	50
	5.0ug/mL	5		09/21/11		0	0	10	20	0	0	0	0
	1.0ug/mL	1		09/21/11		10	20	0	0	0	0	0	0
	Surrogate Stock	VAR	167802-29313	08/22/11	08-23-11	0	0	0	0	5	5	25	50
SM Science	Methylene Chloride		47186			90	80	90	80	190	90	50	0
					Final Vol.	100	100	100	100	200	100	100	100

10/18/11

Method 8270 Internal
Standard Solution, 2,000
µg/L, 1 ml
110001-02
Lot# 167766 Storage 3-10 Degree C Expiry 4/20/13
Sol: Methylene Chloride
8270 Internal Standard
Lot #: 167766 - 28149
Rec: 1/20/11 MFR exp. 04/20/13

Method 8270 Internal
Standard Solution, 2,000
µg/L, 1 ml
110001-02
Lot# 167766 Storage 3-10 Degree C Expiry 4/20/13
Sol: Methylene Chloride
8270 Internal Standard
Lot #: 167766 - 28150
Rec: 1/20/11 MFR exp. 04/20/13

exp 10/18/12

10/27/11

GCM-150-1
Lot: CH-2137
Exp: 07/31/2013
Semi-Volatiles GC/MS Tuning
Standard
4 analyte(s) at 1000 µg/mL in
dichloromethane
250 Smith St, No Kingstown, RI 02852 USA
For Lab Use Only



exp 10/27/12

50 µg/mL SV Tune Mix 1 mL of GCM-150-1 lot# CH2137 into
1 µm of Gen Science MC lot# 47880.

10/27/11

PREP DATE: 10-27-11															
8270 SIM STANDARD CURVE															
					0.10	0.20	0.50	1.00	5.00	10.00	50.00	100.00			
Supplier		ID #	Conc.	Date	CODE:	A	A	C	D	E	F	G	H		
			µg/mL	Lot #	Code	Exp. Date	µL	µL	µL	µL	µL	µL	µL		
8270D PAH SIM		200	170253-28485	04/20/11	04-20-12	0	0	0	0	5	5	25	50		
5.0 µg/mL		5		10/27/11		0	0	10	20	0	0	0	0		
1.0 µg/mL		1		10/27/11		10	20	0	0	0	0	0	0		
Surrogate Stock		VAR	167802-29313	08/22/11	08-22-12	0	0	0	0	5	5	25	50		
EM Science		Methylene Chloride	47186			90	80	90	80	190	90	50	0		
Final Vol.						100	100	100	100	200	100	100	100		

10/27/11

PREP DATE: 10-27-11																
SIM 8270 Second Source (5 µg/mL)																
Exp:		11-10-11														
Supplier		ID #	Conc.	Date	CODE:											
			µg/mL	Code	Exp. Date	µL										
8270D PAH SIM (SS)			200	04/20/11	04-20-12	5										
MeCl2														195		
Final Volume														200		

11/8/11

PREP DATE: 11-08-11															
8270 STANDARD CURVE															
Exp:		11-15-11													
Supplier		ID #	Conc.	Date	CODE:	5	10	20	40	50	60	80	100		
			µg/mL	Code	Exp. Date	µL	µL	µL	µL	µL	µL	µL	µL		
8270T Stock		200		10/18/11	04-18-12	5	5	10	20	25	30	40	50		
Surrogate Stock		VAR	167802-29313	08/22/11	08-22-12	5	5	10	20	25	30	40	50		
EM Science		Methylene Chloride	47186			190	90	80	60	50	40	20	0		
Final Vol.						200	100	100	100	100	100	100	100		

11/8/11

PREP DATE: 11-08-11																
8270 Second Source (SS) 50 µg/mL																
Supplier		ID #	Conc.	Date	CODE:											
			µg/mL	Code	Exp. Date	µL										
8270C SS		200		10/11/11	04-12-12	25										
EM Science		Methylene Chloride	47186			75										
Final Vol.														100		

Organic Extraction Worksheet

Method	SIM Separatory Funnel Extra 3510C	Extraction Set	111102A	Extraction Method	SBP004S	Units	mL
Spiked ID 1	SIM Spike 178987-29587	Surrogate ID 1	8270 SIM Surrogate 172835-28827				
Spiked ID 2		Surrogate ID 2					
Spiked ID 3		Surrogate ID 3					
Spiked ID 4		Surrogate ID 4					
Spiked ID 5		Surrogate ID 5					
Spiked ID 6		Sufficient Vol for Matrix QC:		YES			
Spiked ID 7		Ext. Start Time:					
Spiked ID 8		Ext. End Time:					
GC Requires Extract By:				11/11/11 0:00			
pH1	2	1/2/2011 1:45:00 PM		Water Bath Temp Criteria 80 °C			
pH2	14	1/2/2011 2:50:00 PM					
pH3							

Spiked By: DL

Date 11/2/2011

Witnessed By: JL

Date 11/2/2011

Sample	Sample Container	Spike Amount	Spike ID	Surrogate Amount	Surrogate ID	Extract Amount	Final Volume	pH	Extract Date/Time	Comments
1	111102A BIK			0.025	1	1000	1	2/1	11/02/11 13:40	
					equip	E-WB6				
2	111102A LCS-1	0.025	1	0.025	1	1000	1	2/1	11/02/11 13:40	
					equip	E-WB6				
3	AY49559 MS-1 AY49559W34	0.025	1	0.025	1	1020	1	2/1	11/02/11 13:40	66133-2 WEEK RUSH -- Amber Liter
					equip	E-WB6				
4	AY49559 MSD-1 AY49559W40	0.025	1	0.025	1	1020	1	2/1	11/02/11 13:40	66133-2 WEEK RUSH -- Amber Liter
					equip	E-WB6				
5	AY49559 AY49559W38			0.025	1	1020	1	2/1	11/02/11 13:40	66133-2 WEEK RUSH -- Amber Liter
					equip	E-WB6				
6	AY49561 AY49561W10			0.025	1	1050	1	2/1	11/02/11 13:40	66133-2 WEEK RUSH -- Amber Liter
					equip	E-WB6				
7	AY49562 AY49562W10			0.025	1	1050	1	2/1	11/02/11 13:40	66133-2 WEEK RUSH -- Amber Liter
					equip	E-WB6				

HW 11/2/11

Solvent and Lot#	
MC	BMD 51204
Na2SO4	3581C501
10N NaOH	10/31/11
1+1 Acid	09/15/11
A. Na2SO4	10/31/11

Extraction COC Transfer	
Extraction lab employee Initials	HW
GC analyst's initials	JK
Date	11/2/11
Time	8:00
Refrigerator	W/DA

Technician's Initials	
Scanned By	JL
Sample Preparation	DL/JL
Extraction	DL/JL
Concentration	JL
Modified	11/2/2011 11:59:37 AM

Reviewed By: HW

Date 11/2/2011

Injection Log

Directory: M:\LINUS\DATA\111027\

Line	Vial	FileName	Multiplier	SampleName	Misc Info	Injected
1	1	1027L001.D	1	SVTUNE 10-27-11		27 Oct 11 18:29
2	3	1027L003.D	1	0.1ug/ml PAH 10-27-11		27 Oct 11 19:12
3	4	1027L004.D	1	0.2ug/ml PAH		27 Oct 11 19:38
4	1	1028L001.D	1	SVTUNE 10-27-11		28 Oct 11 9:32
5	5	1028L005.D	1	0.5ug/ml PAH		28 Oct 11 11:07
6	6	1028L006.D	1	1.0ug/ml PAH		28 Oct 11 11:32
7	7	1028L007.D	1	5.0ug/ml PAH		28 Oct 11 11:58
8	8	1028L008.D	1	10ug/ml PAH		28 Oct 11 12:23
9	9	1028L009.D	1	50ug/ml PAH		28 Oct 11 12:49
10	10	1028L010.D	1	100ug/ml PAH		28 Oct 11 13:14
11	11	1028L011.D	1	5.0ug/ml SS PAH 10-27-11		28 Oct 11 13:40
12	19	1105L019.D	1	SVTUNE 10-27-11		5 Nov 11 16:36
13	20	1105L020.D	1	5.0ug/ml PAH 10-27-11		5 Nov 11 16:54
14	21	1105L021.D	1	111102A BLK 1/1000		5 Nov 11 17:19
15	22	1105L022.D	1	111102A LCS-1 1/1000		5 Nov 11 17:44
16	23	1105L023.D	0.98039	AY49559W34 MS-1 1/1020		5 Nov 11 18:10
17	24	1105L024.D	0.98039	AY49559W40 MSD-1 1/1020		5 Nov 11 18:35
18	25	1105L025.D	0.98039	AY49559W38 1/1020		5 Nov 11 19:00
19	26	1105L026.D	0.95238	AY49561W10 1/1050		5 Nov 11 19:25
20	27	1105L027.D	0.95238	AY49562W10 1/1050		5 Nov 11 19:50

EPA METHOD 8260B
Volatile Organic Compounds

APPL, INC.

EPA METHOD 8260B
Volatile Organic Compounds
QC Summary

Method Blank
EPA 8260B VOCs + Gas Water

Blank Name/QCG: 111031W-49559 - 161078
 Batch ID: #86RHB-111031AC

APPL Inc.
 908 North Temperance Avenue
 Clovis, CA 93611

Sample Type	Analyte	Result	LOQ	LOD	DL	Units	Extraction Date	Analysis Date
BLANK	1,1,1,2-TETRACHLOROETHANE	0.26 U	1.0	0.26	0.13	ug/L	11/01/11	11/01/11
BLANK	1,1,1-TRICHLOROETHANE	0.28 U	1.0	0.28	0.14	ug/L	11/01/11	11/01/11
BLANK	1,1,2,2-TETRACHLOROETHANE	0.20 U	1.0	0.20	0.10	ug/L	11/01/11	11/01/11
BLANK	1,1,2-TRICHLOROETHANE	0.40 U	1.0	0.40	0.20	ug/L	11/01/11	11/01/11
BLANK	1,1-DICHLOROETHANE	0.38 U	1.0	0.38	0.19	ug/L	11/01/11	11/01/11
BLANK	1,1-DICHLOROETHENE	0.60 U	1.0	0.60	0.30	ug/L	11/01/11	11/01/11
BLANK	1,2,3-TRICHLOROPROPANE	0.78 U	2.0	0.78	0.39	ug/L	11/01/11	11/01/11
BLANK	1,2,4-TRICHLOROBENZENE	0.42 U	1.0	0.42	0.21	ug/L	11/01/11	11/01/11
BLANK	1,2-DIBROMO-3-CHLOROPROPA	1.52 U	2.0	1.52	0.76	ug/L	11/01/11	11/01/11
BLANK	1,2-DIBROMOETHANE	0.40 U	1.0	0.40	0.20	ug/L	11/01/11	11/01/11
BLANK	1,2-DICHLOROBENZENE	0.34 U	1.0	0.34	0.17	ug/L	11/01/11	11/01/11
BLANK	1,2-DICHLOROETHANE	0.28 U	1.0	0.28	0.14	ug/L	11/01/11	11/01/11
BLANK	1,2-DICHLOROPROPANE	0.34 U	1.0	0.34	0.17	ug/L	11/01/11	11/01/11
BLANK	1,3-DICHLOROBENZENE	0.22 U	1.0	0.22	0.11	ug/L	11/01/11	11/01/11
BLANK	1,3-DICHLOROPROPENE, TOTAL	0.36 U	1.0	0.36	0.18	ug/L	11/01/11	11/01/11
BLANK	1,4-DICHLOROBENZENE	0.38 U	1.0	0.38	0.19	ug/L	11/01/11	11/01/11
BLANK	2-BUTANONE	1.20 U	10.0	1.20	0.60	ug/L	11/01/11	11/01/11
BLANK	4-METHYL-2-PENTANONE	3.80 U	10.0	3.80	1.90	ug/L	11/01/11	11/01/11
BLANK	ACETONE	1.90 U	10.0	1.90	0.95	ug/L	11/01/11	11/01/11
BLANK	BENZENE	0.32 U	1.0	0.32	0.16	ug/L	11/01/11	11/01/11
BLANK	BROMODICHLOROMETHANE	0.28 U	1.0	0.28	0.14	ug/L	11/01/11	11/01/11
BLANK	BROMOFORM	0.28 U	1.0	0.28	0.14	ug/L	11/01/11	11/01/11
BLANK	BROMOMETHANE	0.48 U	2.0	0.48	0.24	ug/L	11/01/11	11/01/11
BLANK	CARBON TETRACHLORIDE	0.20 U	1.0	0.20	0.10	ug/L	11/01/11	11/01/11
BLANK	CHLOROENZENE	0.42 U	1.0	0.42	0.21	ug/L	11/01/11	11/01/11
BLANK	CHLORODIBROMOMETHANE	0.38 U	1.0	0.38	0.19	ug/L	11/01/11	11/01/11
BLANK	CHLOROETHANE	0.42 U	1.0	0.42	0.21	ug/L	11/01/11	11/01/11
BLANK	CHLOROFORM	0.14 U	1.0	0.14	0.07	ug/L	11/01/11	11/01/11
BLANK	CHLROMETHANE	0.84 U	1.0	0.84	0.42	ug/L	11/01/11	11/01/11
BLANK	CIS-1,2-DICHLOROETHENE	0.32 U	1.0	0.32	0.16	ug/L	11/01/11	11/01/11
BLANK	ETHYLBENZENE	0.46 U	1.0	0.46	0.23	ug/L	11/01/11	11/01/11
BLANK	GASOLINE	12.12 U	20.0	12.12	6.06	ug/L	11/01/11	11/01/11
BLANK	HEXACHLOROBUTADIENE	0.38 U	1.0	0.38	0.19	ug/L	11/01/11	11/01/11
BLANK	METHYL TERT-BUTYL ETHER	0.52 U	1.0	0.52	0.26	ug/L	11/01/11	11/01/11

Quant Method:CALLW.M
 Run #:1031C08
 Instrument:Chico
 Sequence:C111030
 Initials:ARS

Method Blank
EPA 8260B VOCs + Gas Water

Blank Name/QCG: 111031W-49559 - 161078
Batch ID: #86RHB-111031AC

APPL Inc.
908 North Temperance Avenue
Clovis, CA 93611

Sample Type	Analyte	Result	LOQ	LOD	DL	Units	Extraction Date	Analysis Date
BLANK	METHYLENE CHLORIDE	0.70 U	5.0	0.70	0.35	ug/L	11/01/11	11/01/11
BLANK	STYRENE	0.50 U	1.0	0.50	0.25	ug/L	11/01/11	11/01/11
BLANK	TETRACHLOROETHENE	0.48 U	1.0	0.48	0.24	ug/L	11/01/11	11/01/11
BLANK	TOLUENE	0.34 U	1.0	0.34	0.17	ug/L	11/01/11	11/01/11
BLANK	TRANS-1,2-DICHLOROETHENE	0.38 U	1.0	0.38	0.19	ug/L	11/01/11	11/01/11
BLANK	TRICHLOROETHENE	0.32 U	1.0	0.32	0.16	ug/L	11/01/11	11/01/11
BLANK	VINYL CHLORIDE	0.46 U	1.0	0.46	0.23	ug/L	11/01/11	11/01/11
BLANK	XYLENES (TOTAL)	0.38 U	1.0	0.38	0.19	ug/L	11/01/11	11/01/11
BLANK	SURROGATE: 1,2-DICHLOROET	103	70-120			%	11/01/11	11/01/11
BLANK	SURROGATE: 4-BROMOFLUORO	101	75-120			%	11/01/11	11/01/11
BLANK	SURROGATE: DIBROMOFLUOR	97.4	85-115			%	11/01/11	11/01/11
BLANK	SURROGATE: TOLUENE-D8 (S)	101	85-120			%	11/01/11	11/01/11

Quant Method: CALLW.M
Run #: 1031C08
Instrument: Chico
Sequence: C111030
Initials: ARS

GC SC-Blank-REG MDLs
Printed: 12/06/11 6:35:43 PM

Surrogate Recovery

Lab Name: APPL, Inc.
 Case No: 66133
 Matrix: WATER

SDG No: 66133
 Date Analyzed: 10/31/11
 Instrument: Chico

APPL ID.	Client Sample No.	SURROGATE: 1,2-DICHLOROETHANE-D4 (S)			SURROGATE: 4-BROMOFLUOROBENZENE (S)		
		Limits	Result	Qualifier	Limits	Result	Qualifier
111031AC-LCS	Lab Control Spike	70-120	98.7		75-120	99.8	
111031AC-BLK	Blank	70-120	103		75-120	101	
AY49560	ES054	70-120	101		75-120	100	
AY49559	ES053	70-120	109		75-120	99.0	
AY49561	ES055	70-120	104		75-120	102	
AY49562	ES056	70-120	98.9		75-120	98.7	
AY49559-MS	Matrix Spike	70-120	104		75-120	97.3	
AY49559-MSD	Matrix Spiked	70-120	106		75-120	97.3	

Comments: Batch: #86RHB-111031AC

Surrogate Recovery

Lab Name: APPL, Inc.

SDG No: 66133

Case No: 66133

Date Analyzed: 10/31/11

Matrix: WATER

Instrument: Chlco

APPL ID.	Client Sample No.	SURROGATE: DIBROMOFLUOROMETHANE (S)			SURROGATE: TOLUENE-D8 (S)		
		Limits	Result	Qualifier	Limits	Result	Qualifier
111031AC-LCS	Lab Control Spike	85-115	103		85-120	99.2	
111031AC-BLK	Blank	85-115	97.4		85-120	101	
AY49560	ES054	85-115	102		85-120	100	
AY49559	ES053	85-115	104		85-120	95.3	
AY49561	ES055	85-115	99.7		85-120	102	
AY49562	ES056	85-115	99.5		85-120	96.5	
AY49559-MS	Matrix Spike	85-115	102		85-120	98.7	
AY49559-MSD	Matrix Spiked	85-115	104		85-120	97.7	

Comments: Batch: #86RHB-111031AC

Laboratory Control Spike Recovery
EPA 8260B VOCs + Gas Water

APPL ID: 111031W-49559 LCS - 161078
 Batch ID: #86RHB-111031AC

APPL Inc.
 908 North Temperance Avenue
 Clovis, CA 93611

Compound Name	Spike Level ug/L	SPK Result ug/L	SPK % Recovery	Recovery Limits
1,1,1,2-TETRACHLOROETHANE	10.00	9.47	94.7	80-130
1,1,1-TRICHLOROETHANE	10.00	8.95	89.5	65-130
1,1,2,2-TETRACHLOROETHANE	10.00	10.1	101	65-130
1,1,2-TRICHLOROETHANE	10.00	9.61	96.1	75-125
1,1-DICHLOROETHANE	10.00	9.36	93.6	70-135
1,1-DICHLOROETHENE	10.00	8.56	85.6	70-130
1,2,3-TRICHLOROPROPANE	10.00	9.82	98.2	75-125
1,2,4-TRICHLOROBENZENE	10.00	9.19	91.9	65-135
1,2-DIBROMO-3-CHLOROPROPANE	10.00	8.49	84.9	50-130
1,2-DIBROMOETHANE	10.00	9.29	92.9	70-130
1,2-DICHLOROBENZENE	10.00	9.16	91.6	70-120
1,2-DICHLOROETHANE	10.00	8.73	87.3	70-130
1,2-DICHLOROPROPANE	10.00	9.52	95.2	75-125
1,3-DICHLOROBENZENE	10.00	9.06	90.6	75-125
1,3-DICHLOROPROPENE, TOTAL	20.0	18.9	94.5	70-130
1,4-DICHLOROBENZENE	10.00	9.03	90.3	75-125
2-BUTANONE	10.00	9.19	91.9	30-150
4-METHYL-2-PENTANONE	10.00	9.90	99.0	60-135
ACETONE	10.00	12.0	120	40-140
BENZENE	10.00	9.33	93.3	80-120
BROMODICHLOROMETHANE	10.00	9.53	95.3	75-120
BROMOFORM	10.00	8.49	84.9	70-130
BROMOMETHANE	10.00	9.52	95.2	30-145
CARBON TETRACHLORIDE	10.00	9.31	93.1	65-140
CHLOROBENZENE	10.00	8.90	89.0	80-120
CHLORODIBROMOMETHANE	10.00	9.21	92.1	60-135

Comments:

<u>Primary</u>	<u>SPK</u>
Quant Method :	CALLW.M
Extraction Date :	10/31/11
Analysis Date :	10/31/11
Instrument :	Chico
Run :	1031C03
Initials :	ARS

Printed: 12/06/11 6:35:50 PM

APPL Standard LCS

Laboratory Control Spike Recovery
EPA 8260B VOCs + Gas Water

APPL ID: 111031W-49559 LCS - 161078
 Batch ID: #86RHB-111031AC

APPL Inc.
 908 North Temperance Avenue
 Clovis, CA 93611

Compound Name	Spike Level ug/L	SPK Result ug/L	SPK % Recovery	Recovery Limits
CHLOROETHANE	10.00	9.08	90.8	60-135
CHLOROFORM	10.00	8.96	89.6	65-135
CHLOROMETHANE	10.00	8.78	87.8	40-125
CIS-1,2-DICHLOROETHENE	10.00	8.91	89.1	70-125
ETHYLBENZENE	10.00	8.78	87.8	75-125
GASOLINE	300	302	101	75-125
HEXACHLOROBUTADIENE	10.00	9.30	93.0	50-140
METHYL TERT-BUTYL ETHER	10.00	9.51	95.1	65-125
METHYLENE CHLORIDE	10.00	9.29	92.9	55-140
STYRENE	10.00	9.03	90.3	65-135
TETRACHLOROETHENE	10.00	9.03	90.3	45-150
TOLUENE	10.00	9.17	91.7	75-120
TRANS-1,2-DICHLOROETHENE	10.00	8.83	88.3	60-140
TRICHLOROETHENE	10.00	9.31	93.1	70-125
VINYL CHLORIDE	10.00	9.95	99.5	50-145
XYLENES (TOTAL)	30.0	26.6	88.7	80-120

SURROGATE: 1,2-DICHLOROETHANE-D	24.2	23.9	98.7	70-120
SURROGATE: 4-BROMOFLUOROBENZE	25.5	25.4	99.8	75-120
SURROGATE: DIBROMOFLUOROMETH	25.1	25.8	103	85-115
SURROGATE: TOLUENE-D8 (S)	25.8	25.6	99.2	85-120

Comments: _____

<u>Primary</u>	<u>SPK</u>
Quant Method :	CALLW.M
Extraction Date :	10/31/11
Analysis Date :	10/31/11
Instrument :	Chlco
Run :	1031C03
Initials :	ARS

Matrix Spike Recoveries

EPA 8260B VOCs + Gas Water

APPL ID: 111104W-49559 MS - 161078
 Batch ID: #86RHB-111031AC
 Sample ID: AY49559
 Client ID: ES053

APPL Inc.
 908 North Temperance Avenue
 Clovis, CA 93611

Compound Name	Spike Lvl ug/L	Matrix Result ug/L	SPK Result ug/L	DUP Result ug/L	SPK % Recovery	DUP % Recovery	Recovery Limits	RPD %	RPD Limits
1,1,1,2-TETRACHLOROETHANE	10.00	ND	8.95	8.53	89.5	85.3	80-130	4.8	30
1,1,1-TRICHLOROETHANE	10.00	ND	9.35	9.17	93.5	91.7	65-130	1.9	30
1,1,2,2-TETRACHLOROETHANE	10.00	ND	9.33	7.34	93.3	73.4	65-130	23.9	30
1,1,2-TRICHLOROETHANE	10.00	ND	9.92	9.65	99.2	96.5	75-125	2.8	30
1,1-DICHLOROETHANE	10.00	ND	9.15	9.59	91.5	95.9	70-135	4.7	30
1,1-DICHLOROETHENE	10.00	ND	8.09	8.27	80.9	82.7	70-130	2.2	30
1,2,3-TRICHLOROPROPANE	10.00	ND	9.69	9.11	96.9	91.1	75-125	6.2	30
1,2,4-TRICHLOROBENZENE	10.00	ND	9.33	9.36	93.3	93.6	65-135	0.32	30
1,2-DIBROMO-3-CHLOROPROPANE	10.00	ND	9.68	9.28	96.8	92.8	50-130	4.2	30
1,2-DIBROMOETHANE	10.00	ND	9.90	9.77	99.0	97.7	70-130	1.3	30
1,2-DICHLOROBENZENE	10.00	ND	9.29	8.71	92.9	87.1	70-120	6.4	30
1,2-DICHLOROETHANE	10.00	ND	9.96	10.4	99.6	104	70-130	4.3	30
1,2-DICHLOROPROPANE	10.00	ND	9.25	9.50	92.5	95.0	75-125	2.7	30
1,3-DICHLOROBENZENE	10.00	ND	9.11	8.68	91.1	86.8	75-125	4.8	30
1,3-DICHLOROPROPENE, TOTAL	20.0	ND	19.3	19.1	96.5	95.5	70-130	1.0	30
1,4-DICHLOROBENZENE	10.00	ND	9.01	8.70	90.1	87.0	75-125	3.5	30
2-BUTANONE	10.00	ND	8.60	8.76	86.0	87.6	30-150	1.8	30
4-METHYL-2-PENTANONE	10.00	ND	9.23	9.36	92.3	93.6	60-135	1.4	30
ACETONE	10.00	ND	8.26	7.85	82.6	78.5	40-140	5.1	30
BENZENE	10.00	0.92	9.49	9.43	85.7	85.1	80-120	0.63	30
BROMODICHLOROMETHANE	10.00	ND	9.44	9.68	94.4	96.8	75-120	2.5	30
BROMOFORM	10.00	ND	9.15	9.62	91.5	96.2	70-130	5.0	30
BROMOMETHANE	10.00	ND	7.47	7.97	74.7	79.7	30-145	6.5	30
CARBON TETRACHLORIDE	10.00	ND	8.66	9.20	86.6	92.0	65-140	6.0	30
CHLOROBENZENE	10.00	ND	8.92	9.13	89.2	91.3	80-120	2.3	30

Comments:

Primary	SPK	DUP
Quant Method :	SALLW.M	SALLW.M
Extraction Date :	11/04/11	11/04/11
Analysis Date :	11/04/11	11/04/11
Instrument :	Sweetpea	Sweetpea
Run :	1104S08	1104S09
Initials :	ARS	

Matrix Spike Recoveries

EPA 8260B VOCs + Gas Water

APPL ID: 111104W-49559 MS - 161078
 Batch ID: #86RHB-111031AC
 Sample ID: AY49559
 Client ID: ES053

APPL Inc.
 908 North Temperance Avenue
 Clovis, CA 93611

Compound Name	Spike Lvl ug/L	Matrix Result ug/L	SPK Result ug/L	DUP Result ug/L	SPK % Recovery	DUP % Recovery	Recovery Limits	RPD %	RPD Limits
CHLORODIBROMOMETHANE	10.00	ND	10.0	9.31	100	93.1	60-135	7.1	30
CHLOROETHANE	10.00	ND	9.76	10.6	97.6	106	60-135	8.3	30
CHLOROFORM	10.00	ND	9.39	9.63	93.9	96.3	65-135	2.5	30
CHLOROMETHANE	10.00	ND	7.96	7.71	79.6	77.1	40-125	3.2	30
CIS-1,2-DICHLOROETHENE	10.00	ND	9.05	9.36	90.5	93.6	70-125	3.4	30
ETHYLBENZENE	10.00	ND	8.82	8.98	88.2	89.8	75-125	1.8	30
GASOLINE	300	ND	353	349	118	116	75-125	1.1	30
HEXACHLOROBUTADIENE	10.00	ND	9.26	9.12	92.6	91.2	50-140	1.5	30
METHYL TERT-BUTYL ETHER	10.00	ND	8.99	9.13	89.9	91.3	65-125	1.5	30
METHYLENE CHLORIDE	10.00	ND	8.57	8.93	85.7	89.3	55-140	4.1	30
STYRENE	10.00	ND	9.07	8.99	90.7	89.9	65-135	0.89	30
TETRACHLOROETHENE	10.00	ND	8.64	8.84	86.4	88.4	45-150	2.3	30
TOLUENE	10.00	ND	9.08	8.96	90.8	89.6	75-120	1.3	30
TRANS-1,2-DICHLOROETHENE	10.00	ND	7.79	8.42	77.9	84.2	60-140	7.8	30
TRICHLOROETHENE	10.00	ND	9.17	9.91	91.7	99.1	70-125	7.8	30
VINYL CHLORIDE	10.00	ND	7.05	7.66	70.5	76.6	50-145	8.3	30
XYLENES (TOTAL)	30.0	ND	27.3	26.5	91.0	88.3	80-120	3.0	30

SURROGATE: 1,2-DICHLOROETHANE-D	28.3	NA	29.4	29.9	104	106	70-120		
SURROGATE: 4-BROMOFLUOROBENZE	27.4	NA	26.7	26.7	97.3	97.3	75-120		
SURROGATE: DIBROMOFLUOROMETH	27.3	NA	28.0	28.4	102	104	85-115		
SURROGATE: TOLUENE-D8 (S)	29.3	NA	28.9	28.6	98.7	97.7	85-120		

Comments:

Primary	SPK	DUP
Quant Method :	SALLW.M	SALLW.M
Extraction Date :	11/04/11	11/04/11
Analysis Date :	11/04/11	11/04/11
Instrument :	Sweetpea	Sweetpea
Run :	1104S08	1104S09
Initials :	ARS	

EPA 8260B

Form 4

Blank Summary

Lab Name: APPL, Inc.

SDG No: 66133

Case No: 66133

Date Analyzed: 11/01/11

Matrix: WATER

Instrument: Chico

Blank ID: 111031AC-BLK

Time Analyzed: 0010

APPL ID.	Client Sample No.	File ID.	Date Analyzed
111031AC-LCS	Lab Control Spike	1031C03	10/31/11 2105
111031AC-BLK	Blank	1031C08	11/01/11 0010
AY49560	ES054	1031C09	11/01/11 0048
AY49559	ES053	1031C13	11/01/11 0316
AY49561	ES055	1031C14	11/01/11 0353
AY49562	ES056	1031C15	11/01/11 0430
111031AC-MS	Matrix Spike	1104S08	11/04/11 1814
111031AC-MSD	Matrix SpikeD	1104S09	11/04/11 1857

Comments: Batch: #86RHB-111031AC

Form 5
Tune Summary

Lab Name: APPL Inc.
 Case No: 66133
 Matrix: Water
 ID: 20ug/mL BFB STD10-19-11

SDG No: 66133
 Date Analyzed: 10/31/11
 Instrument: Chico
 Time Analyzed: 19:50

	Client Sample No.	APPL ID.	File ID.	Date Analyzed
1	Lab Control Spike	111031A LCS-1WC	1031C03W.D	10/31/11 21:05
2	Lab Control Spike	111031A LCS-1WC (GAS	1031C05W.D	10/31/11 22:19
3	Blank	111031A BLK-1WC	1031C08W.D	11/01/11 0:10
4	ES054	AY49560W01	1031C09W.D	11/01/11 0:48
5	ES053	AY49559W13	1031C13W.D	11/01/11 3:16
6	ES055	AY49561W05	1031C14W.D	11/01/11 3:53
7	ES056	AY49562W04	1031C15W.D	11/01/11 4:30
8				
9				
10				
11				
12				
13				
14				
15				
16				
17				
18				
19				
20				
21				
22				

m/e

50 15 - 40% of mass 95	<u>21.0</u>
75 30 - 60% of mass 95	<u>47.5</u>
95 100 - 100% of mass 95	<u>100.0</u>
96 5 - 9% of mass 95	<u>7.0</u>
173 0 - 2% of mass 174	<u>0.3</u>
174 50 - 100% of mass 95	<u>82.2</u>
175 5 - 9% of mass 174	<u>7.8</u>
176 95 - 101% of mass 174	<u>99.0</u>
177 5 - 9% of mass 176	<u>7.3</u>

Form 5
Tune Summary

Lab Name: APPL Inc.
 Case No: 1103C04W.D
 Matrix: Water
 ID: 20ug/mL BFB STD 10-19-11B

SDG No: Chico
 Date Analyzed: 11/03/11
 Instrument: Chico
 Time Analyzed: 11:11

	Client Sample No.	APPL ID.	File ID.	Date Analyzed
1		AY49559W1718 MS-1WC	1103C15W.D	11/03/11 18:23
2		AY49559W1718 MSD-1WC	1103C16W.D	11/03/11 19:06
3				
4				
5				
6				
7				
8				
9				
10				
11				
12				
13				
14				
15				
16				
17				
18				
19				
20				
21				
22				

m/e

50 15 - 40% of mass 95	<u>23.0</u>
75 30 - 60% of mass 95	<u>52.2</u>
95 100 - 100% of mass 95	<u>100.0</u>
96 5 - 9% of mass 95	<u>6.6</u>
173 0 - 2% of mass 174	<u>0.6</u>
174 50 - 100% of mass 95	<u>99.8</u>
175 5 - 9% of mass 174	<u>6.6</u>
176 95 - 101% of mass 174	<u>98.2</u>
177 5 - 9% of mass 176	<u>7.4</u>

Form 5
Tune Summary

Lab Name: APPL Inc.
 Case No: 1104S00T.D
 Matrix: Water
 ID: 20ug/mL BFB Std 09-30-11A

SDG No: Sweetpea
 Date Analyzed: 11/04/11
 Instrument: Sweetpea
 Time Analyzed: 12:36

	Client Sample No.	APPL ID.	File ID.	Date Analyzed
1		AY49559W2120 MS-1WS	1104S08W.D	11/04/11 18:14
2		AY49559W2120 MSD-1WS	1104S09W.D	11/04/11 18:57
3				
4				
5				
6				
7				
8				
9				
10				
11				
12				
13				
14				
15				
16				
17				
18				
19				
20				
21				
22				

m/e

50 15 - 40% of mass 95	<u>15.3</u>
75 30 - 60% of mass 95	<u>42.6</u>
95 100 - 100% of mass 95	<u>100.0</u>
96 5 - 9% of mass 95	<u>6.9</u>
173 0 - 2% of mass 174	<u>0.0</u>
174 50 - 100% of mass 95	<u>96.6</u>
175 5 - 9% of mass 174	<u>7.8</u>
176 95 - 101% of mass 174	<u>96.8</u>
177 5 - 9% of mass 176	<u>6.6</u>

8A
INTERNAL STANDARD AREA AND RT SUMMARY

Lab Name: APPL Inc. Contract: Review
 Lab Code: _____ SDG No.: 66133
 Lab File ID (Standard): 1030C20W.D Date Analyzed: 10/31/11
 Instrument ID: Chico Time Analyzed: 3:03
 GC Column: _____ ID: _____ Heated Purge: (Y/N) _____

	Fluorobenzene (IS)		Chlorobenzene-D5 (IS)		1,4-Dichlorobenzene-D (IS)		
	AREA #	RT #	AREA #	RT #	AREA #	RT #	
12 HOUR STD	556544	12.84	375296	18.04	203520	22.24	
UPPER LIMIT	1113088	13.34	750592	18.54	407040	22.74	
LOWER LIMIT	278272	12.34	187648	17.54	101760	21.74	
SAMPLE NO.							
01	111031A LCS-1WC	647984	12.85	454784	18.04	238016	22.25
02	111031A BLK-1WC	625564	12.85	421888	18.04	225152	22.25
03	AY49560W01	609266	12.84	413952	18.05	218304	22.25
04	AY49559W13	571032	12.84	421056	18.05	212864	22.25
05	AY49561W05	560646	12.85	382400	18.04	202624	22.24
06	AY49562W04	571072	12.84	395840	18.05	204224	22.25
07							
08							
09							
10							
11							
12							
13							
14							
15							
16							
17							
18							
19							
20							
21							
22							

AREA UPPER LIMIT = +100% of internal standard area.
 AREA LOWER LIMIT = -50% of internal standard area.
 RT UPPER LIMIT = +0.50 minutes of internal standard RT
 RT LOWER LIMIT = -0.50 minutes of internal standard RT

Column used to flag values outside QC limits with an asterisk.
 * Values outside of QC limits.

8A
INTERNAL STANDARD AREA AND RT SUMMARY

Lab Name: APPL Inc. Contract: Review
 Lab Code: _____ SDG No.: 66133
 Lab File ID (Standard): 1102S08W.D Date Analyzed: 2 Nov 11 23:37
 Instrument ID: Sweetpea Time Analyzed: 2 Nov 11 23:37
 GC Column: _____ ID: Heated Purge: (Y/N) _____

Fluorobenzene (IS) Chlorobenzene-D5 (IS) 1,4-Dichlorobenzene-D (IS)							
	AREA #	RT #	AREA #	RT #	AREA #	RT #	
12 HOUR STD	75040	9.79	58552	14.82	31920	18.91	
UPPER LIMIT	150080	10.29	117104	15.32	63840	19.41	
LOWER LIMIT	37520	9.29	29276	14.32	15960	18.41	
SAMPLE NO.							
01	AY49559W2120 MS-1WS	96448	9.81	76728	14.85	40216	18.94
02	AY49559W2120 MSD-1WS	97392	9.80	79680	14.85	42592	18.94
03							
04							
05							
06							
07							
08							
09							
10							
11							
12							
13							
14							
15							
16							
17							
18							
19							
20							
21							
22							

AREA UPPER LIMIT = +100% of internal standard area.
 AREA LOWER LIMIT = -50% of internal standard area.
 RT UPPER LIMIT = +0.50 minutes of internal standard RT
 RT LOWER LIMIT = -0.50 minutes of internal standard RT

Column used to flag values outside QC limits with an asterisk.
 * Values outside of QC limits.

**EPA METHOD 8260B
Volatile Organic Compounds
Sample Data**

EPA 8260B VOCs + Gas Water

EnviroNet, Inc.
650 Iwilei Rd, #204
Honolulu, HI 96817

APPL Inc.
908 North Temperance Avenue
Clovis, CA 93611

Attn: Stacey Fineran

Project: RED HILL/1022-024

Sample ID: ES053

Sample Collection Date: 10/26/11

ARF: 66133

APPL ID: AY49559

QCG: #86RHB-111031AC-161078

Method	Analyte	Result	LOQ	LOD	DL	Units	Extraction Date	Analysis Date
EPA 8260B	1,1,1,2-TETRACHLOROETHANE	0.26 U	1.0	0.26	0.13	ug/L	11/01/11	11/01/11
EPA 8260B	1,1,1-TRICHLOROETHANE	0.28 U	1.0	0.28	0.14	ug/L	11/01/11	11/01/11
EPA 8260B	1,1,2,2-TETRACHLOROETHANE	0.20 U	1.0	0.20	0.10	ug/L	11/01/11	11/01/11
EPA 8260B	1,1,2-TRICHLOROETHANE	0.40 U	1.0	0.40	0.20	ug/L	11/01/11	11/01/11
EPA 8260B	1,1-DICHLOROETHANE	0.38 U	1.0	0.38	0.19	ug/L	11/01/11	11/01/11
EPA 8260B	1,1-DICHLOROETHENE	0.60 U	1.0	0.60	0.30	ug/L	11/01/11	11/01/11
EPA 8260B	1,2,3-TRICHLOROPROPANE	0.78 U	2.0	0.78	0.39	ug/L	11/01/11	11/01/11
EPA 8260B	1,2,4-TRICHLOROBENZENE	0.42 U	1.0	0.42	0.21	ug/L	11/01/11	11/01/11
EPA 8260B	1,2-DIBROMO-3-CHLOROPROPANE	1.52 U	2.0	1.52	0.76	ug/L	11/01/11	11/01/11
EPA 8260B	1,2-DIBROMOETHANE	0.40 U	1.0	0.40	0.20	ug/L	11/01/11	11/01/11
EPA 8260B	1,2-DICHLOROBENZENE	0.34 U	1.0	0.34	0.17	ug/L	11/01/11	11/01/11
EPA 8260B	1,2-DICHLOROETHANE	0.28 U	1.0	0.28	0.14	ug/L	11/01/11	11/01/11
EPA 8260B	1,2-DICHLOROPROPANE	0.34 U	1.0	0.34	0.17	ug/L	11/01/11	11/01/11
EPA 8260B	1,3-DICHLOROBENZENE	0.22 U	1.0	0.22	0.11	ug/L	11/01/11	11/01/11
EPA 8260B	1,3-DICHLOROPROPENE, TOTAL	0.36 U	1.0	0.36	0.18	ug/L	11/01/11	11/01/11
EPA 8260B	1,4-DICHLOROBENZENE	0.38 U	1.0	0.38	0.19	ug/L	11/01/11	11/01/11
EPA 8260B	2-BUTANONE	1.20 U	10.0	1.20	0.60	ug/L	11/01/11	11/01/11
EPA 8260B	4-METHYL-2-PENTANONE	3.80 U	10.0	3.80	1.90	ug/L	11/01/11	11/01/11
EPA 8260B	ACETONE	1.90 U	10.0	1.90	0.95	ug/L	11/01/11	11/01/11
EPA 8260B	BENZENE	0.92 J	1.0	0.32	0.16	ug/L	11/01/11	11/01/11
EPA 8260B	BROMODICHLOROMETHANE	0.28 U	1.0	0.28	0.14	ug/L	11/01/11	11/01/11
EPA 8260B	BROMOFORM	0.28 U	1.0	0.28	0.14	ug/L	11/01/11	11/01/11
EPA 8260B	BROMOMETHANE	0.48 U	2.0	0.48	0.24	ug/L	11/01/11	11/01/11
EPA 8260B	CARBON TETRACHLORIDE	0.20 U	1.0	0.20	0.10	ug/L	11/01/11	11/01/11
EPA 8260B	CHLOROBENZENE	0.42 U	1.0	0.42	0.21	ug/L	11/01/11	11/01/11
EPA 8260B	CHLORODIBROMOMETHANE	0.38 U	1.0	0.38	0.19	ug/L	11/01/11	11/01/11
EPA 8260B	CHLOROETHANE	0.42 U	1.0	0.42	0.21	ug/L	11/01/11	11/01/11
EPA 8260B	CHLOROFORM	0.14 U	1.0	0.14	0.07	ug/L	11/01/11	11/01/11
EPA 8260B	CHLOROMETHANE	0.84 U	1.0	0.84	0.42	ug/L	11/01/11	11/01/11
EPA 8260B	CIS-1,2-DICHLOROETHENE	0.32 U	1.0	0.32	0.16	ug/L	11/01/11	11/01/11
EPA 8260B	ETHYLBENZENE	0.46 U	1.0	0.46	0.23	ug/L	11/01/11	11/01/11
EPA 8260B	GASOLINE	12.12 U	20.0	12.12	6.06	ug/L	11/01/11	11/01/11
EPA 8260B	HEXACHLOROBUTADIENE	0.38 U	1.0	0.38	0.19	ug/L	11/01/11	11/01/11
EPA 8260B	METHYL TERT-BUTYL ETHER	0.52 U	1.0	0.52	0.26	ug/L	11/01/11	11/01/11
EPA 8260B	METHYLENE CHLORIDE	0.70 U	5.0	0.70	0.35	ug/L	11/01/11	11/01/11

J = Estimated value.

Quant Method: CALLW.M
Run #: 1031C13
Instrument: Chico
Sequence: C111030
Dilution Factor: 1
Initials: ARS

Printed: 12/06/11 6:35:56 PM
APPL-F1-SC-NoMC-REG MDLs

EPA 8260B VOCs + Gas Water

Environet, Inc.
650 Iwilei Rd, #204
Honolulu, HI 96817

Attn: Stacey Fineran
Project: RED HILL/1022-024

Sample ID: ES053
Sample Collection Date: 10/26/11

APPL Inc.
908 North Temperance Avenue
Clovis, CA 93611

ARF: 66133
APPL ID: AY49559
QCG: #86RHB-111031AC-161078

Method	Analyte	Result	LOQ	LOD	DL	Units	Extraction Date	Analysis Date
EPA 8260B	STYRENE	0.50 U	1.0	0.50	0.25	ug/L	11/01/11	11/01/11
EPA 8260B	TETRACHLOROETHENE	0.48 U	1.0	0.48	0.24	ug/L	11/01/11	11/01/11
EPA 8260B	TOLUENE	0.34 U	1.0	0.34	0.17	ug/L	11/01/11	11/01/11
EPA 8260B	TRANS-1,2-DICHLOROETHENE	0.38 U	1.0	0.38	0.19	ug/L	11/01/11	11/01/11
EPA 8260B	TRICHLOROETHENE	0.32 U	1.0	0.32	0.16	ug/L	11/01/11	11/01/11
EPA 8260B	VINYL CHLORIDE	0.46 U	1.0	0.46	0.23	ug/L	11/01/11	11/01/11
EPA 8260B	XYLENES (TOTAL)	0.38 U	1.0	0.38	0.19	ug/L	11/01/11	11/01/11
EPA 8260B	SURROGATE: 1,2-DICHLOROETHANE-	109	70-120			%	11/01/11	11/01/11
EPA 8260B	SURROGATE: 4-BROMOFLUOROBEN	99.0	75-120			%	11/01/11	11/01/11
EPA 8260B	SURROGATE: DIBROMOFLUOROMET	104	85-115			%	11/01/11	11/01/11
EPA 8260B	SURROGATE: TOLUENE-D8 (S)	95.3	85-120			%	11/01/11	11/01/11

J = Estimated value.

Quant Method: CALLW.M
Run #: 1031C13
Instrument: Chico
Sequence: C111030
Dilution Factor: 1
Initials: ARS

Printed: 12/06/11 6:35:56 PM
APPL-F1-SC-NoMC-REG MDLs

Data File : M:\CHICO\DATA\C111030\1031C13W.D Vial: 1
 Acq On : 1 Nov 11 3:16 Operator: STC
 Sample : AY49559W13 Inst : Chico
 Misc : Water 10mLw/ IS&S:10-30/10-26-11 Multiplr: 1.00

Quant Time: Nov 3 12:21 2011 Quant Results File: CALLW.RES

Quant Method : M:\CHICO\DATA\C111030\CALLW.M (RTE Integrator)
 Title : METHOD 8260
 Last Update : Wed Nov 02 14:33:25 2011
 Response via : Initial Calibration
 DataAcq Meth : V8260

Internal Standards	R.T.	QIon	Response	Conc	Units	Dev (Min)
1) Fluorobenzene (IS)	12.84	96	571032	25.00000	ppb	0.00
55) Chlorobenzene-D5 (IS)	18.05	117	421056	25.00000	ppb	0.00
71) 1,4-Dichlorobenzene-D (IS)	22.25	152	212864	25.00000	ppb	0.00
System Monitoring Compounds						
33) Dibromofluoromethane(S)	11.43	111	396862	26.08964	ppb	0.00
Spiked Amount	25.097		Recovery	=	103.956%	
38) 1,2-DCA-D4(S)	12.23	65	357115	26.37312	ppb	0.00
Spiked Amount	24.225		Recovery	=	108.866%	
56) Toluene-D8(S)	15.51	98	1456614	24.58647	ppb	0.01
Spiked Amount	25.808		Recovery	=	95.264%	
64) 4-Bromofluorobenzene(S)	20.12	95	535246	25.21440	ppb	0.00
Spiked Amount	25.459		Recovery	=	99.036%	
Target Compounds						
42) Benzene	12.50	78	63800	0.91693	ppb	Qvalue 89

Quantitation Report


Data File : M:\CHICO\DATA\C111030\1031C13W.D
Acq On : 1 Nov 11 3:16
Sample : AY49559W13
Misc : Water 10mLw/ IS&S:10-30/10-26-11


Vial: 1
Operator: STC
Inst : Chico
Multiplr: 1.00

Quant Time: Nov 3 12:21 2011

Quant Results File: CALLW.RES

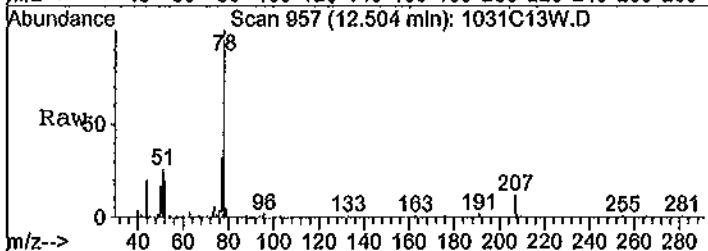
Method : M:\CHICO\DATA\C111030\CALLW.M (RTE Integrator)
Title : METHOD 8260
Last Update : Thu Nov 03 10:27:07 2011
Response via : Initial Calibration



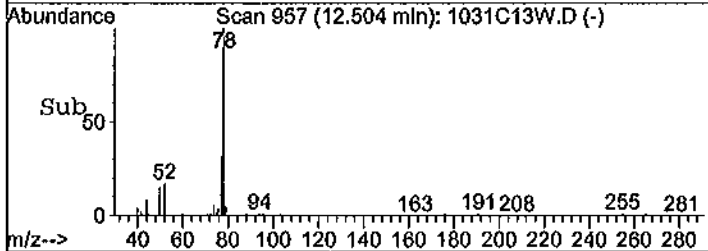
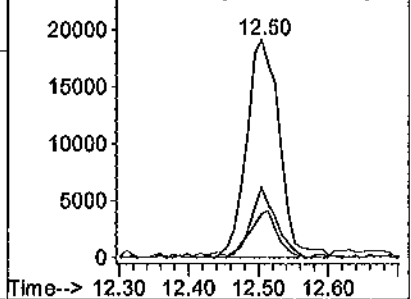


#42
 Benzene
 Concen: 0.91693 ppb
 RT: 12.50 min Scan# 957
 Delta R.T. 0.01 min
 Lab File: 1031C13W.D
 Acq: 1 Nov 11 3:16

Tgt Ion	78	Resp	63800
Ion Ratio	Lower	Upper	
78	100		
77	31.4	16.9	31.5
52	20.2	12.4	23.0



Abundance
 Ion 78.00 (77.70 to 78.70): 10
 Ion 77.00 (76.70 to 77.70): 10
 Ion 52.00 (51.70 to 52.70): 10



Data File : M:\CHICO\DATA\C111030\1031C13W.D Vial: 1
 Acq On : 1 Nov 11 3:16 Operator: STC
 Sample : AY49559W13 Inst : Chico
 Misc : Water 10mLw/ IS&S:10-30/10-26-11 Multiplr: 1.00

Quant Time: Nov 10 10:39 2011 Quant Results File: CGAS.RES

Quant Method : M:\CHICO\DATA\C111030\CGAS.M (RTE Integrator)
 Title : METHOD 8260B
 Last Update : Thu Nov 03 10:47:02 2011
 Response via : Initial Calibration
 DataAcq Meth : V8260

Internal Standards	R.T.	QIon	Response	Conc	Units	Dev(Min)
1) Fluorobenzene (IS)	12.84	TIC	1206450	25.00000	ppb	0.00
3) Chlorobenzene-D5 (IS)	18.05	TIC	1231305	25.00000	ppb	0.01
4) 1,4-Dichlorobenzene-D (IS)	22.25	TIC	1187196	25.00000	ppb	0.00

System Monitoring Compounds

Target Compounds Qvalue

Quantitation Report


Data File : M:\CHICO\DATA\C111030\1031C13W.D
Acq On : 1 Nov 11 3:16
Sample : AY49559W13
Misc : Water 10mLw/ IS&S:10-30/10-26-11

Vial: 1
Operator: STC
Inst : Chico
Multiplr: 1.00

Quant Time: Nov 10 10:39 2011

Quant Results File: CGAS.RES

Method : M:\CHICO\DATA\C111030\CGAS.M (RTE Integrator)
Title : METHOD 8260B
Last Update : Thu Nov 03 10:47:02 2011
Response via : Initial Calibration



EPA 8260B VOCs + Gas Water

Environet, Inc.
650 Iwilei Rd, #204
Honolulu, HI 96817

APPL Inc.
908 North Temperance Avenue
Clovis, CA 93611

Attn: Stacey Fineran

Project: RED HILL/1022-024

Sample ID: ES054

Sample Collection Date: 10/26/11

ARF: 66133

APPL ID: AY49560

QCG: #86RHB-111031AC-161078

Method	Analyte	Result	LOQ	LOD	DL	Units	Extraction Date	Analysis Date
EPA 8260B	1,1,1,2-TETRACHLOROETHANE	0.26 U	1.0	0.26	0.13	ug/L	11/01/11	11/01/11
EPA 8260B	1,1,1-TRICHLOROETHANE	0.28 U	1.0	0.28	0.14	ug/L	11/01/11	11/01/11
EPA 8260B	1,1,2,2-TETRACHLOROETHANE	0.20 U	1.0	0.20	0.10	ug/L	11/01/11	11/01/11
EPA 8260B	1,1,2-TRICHLOROETHANE	0.40 U	1.0	0.40	0.20	ug/L	11/01/11	11/01/11
EPA 8260B	1,1-DICHLOROETHANE	0.38 U	1.0	0.38	0.19	ug/L	11/01/11	11/01/11
EPA 8260B	1,1-DICHLOROETHENE	0.60 U	1.0	0.60	0.30	ug/L	11/01/11	11/01/11
EPA 8260B	1,2,3-TRICHLOROPROPANE	0.78 U	2.0	0.78	0.39	ug/L	11/01/11	11/01/11
EPA 8260B	1,2,4-TRICHLOROBENZENE	0.42 U	1.0	0.42	0.21	ug/L	11/01/11	11/01/11
EPA 8260B	1,2-DIBROMO-3-CHLOROPROPANE	1.52 U	2.0	1.52	0.76	ug/L	11/01/11	11/01/11
EPA 8260B	1,2-DIBROMOETHANE	0.40 U	1.0	0.40	0.20	ug/L	11/01/11	11/01/11
EPA 8260B	1,2-DICHLOROBENZENE	0.34 U	1.0	0.34	0.17	ug/L	11/01/11	11/01/11
EPA 8260B	1,2-DICHLOROETHANE	0.28 U	1.0	0.28	0.14	ug/L	11/01/11	11/01/11
EPA 8260B	1,2-DICHLOROPROPANE	0.34 U	1.0	0.34	0.17	ug/L	11/01/11	11/01/11
EPA 8260B	1,3-DICHLOROBENZENE	0.22 U	1.0	0.22	0.11	ug/L	11/01/11	11/01/11
EPA 8260B	1,3-DICHLOROPROPENE, TOTAL	0.36 U	1.0	0.36	0.18	ug/L	11/01/11	11/01/11
EPA 8260B	1,4-DICHLOROBENZENE	0.38 U	1.0	0.38	0.19	ug/L	11/01/11	11/01/11
EPA 8260B	2-BUTANONE	1.20 U	10.0	1.20	0.60	ug/L	11/01/11	11/01/11
EPA 8260B	4-METHYL-2-PENTANONE	3.80 U	10.0	3.80	1.90	ug/L	11/01/11	11/01/11
EPA 8260B	ACETONE	1.90 U	10.0	1.90	0.95	ug/L	11/01/11	11/01/11
EPA 8260B	BENZENE	0.32 U	1.0	0.32	0.16	ug/L	11/01/11	11/01/11
EPA 8260B	BROMODICHLOROMETHANE	0.28 U	1.0	0.28	0.14	ug/L	11/01/11	11/01/11
EPA 8260B	BROMOFORM	0.28 U	1.0	0.28	0.14	ug/L	11/01/11	11/01/11
EPA 8260B	BROMOMETHANE	0.48 U	2.0	0.48	0.24	ug/L	11/01/11	11/01/11
EPA 8260B	CARBON TETRACHLORIDE	0.20 U	1.0	0.20	0.10	ug/L	11/01/11	11/01/11
EPA 8260B	CHLOROBENZENE	0.42 U	1.0	0.42	0.21	ug/L	11/01/11	11/01/11
EPA 8260B	CHLORODIBROMOMETHANE	0.38 U	1.0	0.38	0.19	ug/L	11/01/11	11/01/11
EPA 8260B	CHLOROETHANE	0.42 U	1.0	0.42	0.21	ug/L	11/01/11	11/01/11
EPA 8260B	CHLOROFORM	0.14 U	1.0	0.14	0.07	ug/L	11/01/11	11/01/11
EPA 8260B	CHLOROMETHANE	0.84 U	1.0	0.84	0.42	ug/L	11/01/11	11/01/11
EPA 8260B	CIS-1,2-DICHLOROETHENE	0.32 U	1.0	0.32	0.16	ug/L	11/01/11	11/01/11
EPA 8260B	ETHYLBENZENE	0.46 U	1.0	0.46	0.23	ug/L	11/01/11	11/01/11
EPA 8260B	GASOLINE	12.12 U	20.0	12.12	6.06	ug/L	11/01/11	11/01/11
EPA 8260B	HEXACHLOROBUTADIENE	0.38 U	1.0	0.38	0.19	ug/L	11/01/11	11/01/11
EPA 8260B	METHYL TERT-BUTYL ETHER	0.52 U	1.0	0.52	0.26	ug/L	11/01/11	11/01/11
EPA 8260B	METHYLENE CHLORIDE	0.70 U	5.0	0.70	0.35	ug/L	11/01/11	11/01/11

Quant Method: CALLW.M
Run #: 1031C09
Instrument: Chlco
Sequence: C111030
Dilution Factor: 1
Initials: ARS

Printed: 12/08/11 6:35:56 PM
APPL-F1-SC-NoMC-REG MDLs

EPA 8260B VOCs + Gas Water

Environet, Inc.
650 Iwilei Rd, #204
Honolulu, HI 96817

APPL Inc.
908 North Temperance Avenue
Clovis, CA 93611

Attn: Stacey Fineran

Project: RED HILL/1022-024

Sample ID: ES054

Sample Collection Date: 10/26/11

ARF: 66133

APPL ID: AY49560

QCG: #86RHB-111031AC-161078

Method	Analyte	Result	LOQ	LOD	DL	Units	Extraction Date	Analysis Date
EPA 8260B	STYRENE	0.50 U	1.0	0.50	0.25	ug/L	11/01/11	11/01/11
EPA 8260B	TETRACHLOROETHENE	0.48 U	1.0	0.48	0.24	ug/L	11/01/11	11/01/11
EPA 8260B	TOLUENE	0.34 U	1.0	0.34	0.17	ug/L	11/01/11	11/01/11
EPA 8260B	TRANS-1,2-DICHLOROETHENE	0.38 U	1.0	0.38	0.19	ug/L	11/01/11	11/01/11
EPA 8260B	TRICHLOROETHENE	0.32 U	1.0	0.32	0.16	ug/L	11/01/11	11/01/11
EPA 8260B	VINYL CHLORIDE	0.46 U	1.0	0.46	0.23	ug/L	11/01/11	11/01/11
EPA 8260B	XYLENES (TOTAL)	0.38 U	1.0	0.38	0.19	ug/L	11/01/11	11/01/11
EPA 8260B	SURROGATE: 1,2-DICHLOROETHANE-	101	70-120			%	11/01/11	11/01/11
EPA 8260B	SURROGATE: 4-BROMOFLUOROBEN	100	75-120			%	11/01/11	11/01/11
EPA 8260B	SURROGATE: DIBROMOFLUOROMET	102	85-115			%	11/01/11	11/01/11
EPA 8260B	SURROGATE: TOLUENE-D8 (S)	100	85-120			%	11/01/11	11/01/11

Quant Method: CALLW.M
Run #: 1031C09
Instrument: Chico
Sequence: C111030
Dilution Factor: 1
Initials: ARS

Printed: 12/06/11 6:35:56 PM
APPL-F1-SC-NoMC-REG MDLs

Data File : M:\CHICO\DATA\C111030\1031C09W.D Vial: 1
 Acq On : 1 Nov 11 00:48 Operator: STC
 Sample : AY49560W01 Inst : Chico
 Misc : Water 10mLw/ IS&S:10-30/10-26-11 Multiplr: 1.00

Quant Time: Nov 3 12:11 2011 Quant Results File: CALLW.RES

Quant Method : M:\CHICO\DATA\C111030\CALLW.M (RTE Integrator)
 Title : METHOD 8260
 Last Update : Wed Nov 02 14:33:25 2011
 Response via : Initial Calibration
 DataAcq Meth : V8260

Internal Standards	R.T.	QIon	Response	Conc	Units	Dev(Min)
1) Fluorobenzene (IS)	12.84	96	609266	25.00000	ppb	0.00
55) Chlorobenzene-D5 (IS)	18.05	117	413952	25.00000	ppb	0.00
71) 1,4-Dichlorobenzene-D (IS)	22.25	152	218304	25.00000	ppb	0.00
System Monitoring Compounds						
33) Dibromofluoromethane(S)	11.42	111	414290	25.52622	ppb	0.00
Spiked Amount	25.097		Recovery	=	101.708%	
38) 1,2-DCA-D4(S)	12.23	65	353575	24.47307	ppb	0.00
Spiked Amount	24.225		Recovery	=	101.023%	
56) Toluene-D8(S)	15.50	98	1503749	25.81766	ppb	0.00
Spiked Amount	25.808		Recovery	=	100.038%	
64) 4-Bromofluorobenzene(S)	20.12	95	533643	25.57030	ppb	0.00
Spiked Amount	25.459		Recovery	=	100.434%	

Target Compounds Qvalue

Quantitation Report


Data File : M:\CHICO\DATA\C111030\1031C09W.D
Acq On : 1 Nov 11 00:48
Sample : AY49560W01
Misc : Water 10mLw/ IS&S:10-30/10-26-11

Vial: 1
Operator: STC
Inst : Chico
Multiplr: 1.00

Quant Time: Nov 3 12:11 2011

Quant Results File: CALLW.RES

Method : M:\CHICO\DATA\C111030\CALLW.M (RTE Integrator)
Title : METHOD 8260
Last Update : Thu Nov 03 10:27:07 2011
Response via : Initial Calibration



Data File : M:\CHICO\DATA\C111030\1031C09W.D Vial: 1
 Acq On : 1 Nov 11 00:48 Operator: STC
 Sample : AY49560W01 Inst : Chico
 Misc : Water 10mLw/ IS&S:10-30/10-26-11 Multiplr: 1.00

Quant Time: Nov 10 10:29 2011 Quant Results File: CGAS.RES

Quant Method : M:\CHICO\DATA\C111030\CGAS.M (RTE Integrator)
 Title : METHOD 8260B
 Last Update : Thu Nov 03 10:47:02 2011
 Response via : Initial Calibration
 DataAcq Meth : V8260

Internal Standards	R.T.	QIon	Response	Conc	Units	Dev(Min)
1) Fluorobenzene (IS)	12.84	TIC	1278624	25.00000	ppb	0.00
3) Chlorobenzene-D5 (IS)	18.04	TIC	1217104	25.00000	ppb	0.00
4) 1,4-Dichlorobenzene-D (IS)	22.25	TIC	1219139	25.00000	ppb	0.00

System Monitoring Compounds

Target Compounds Qvalue

Quantitation Report


Data File : M:\CHICO\DATA\C111030\1031C09W.D
Acq On : 1 Nov 11 00:48
Sample : AY49560W01
Misc : Water 10mLw/ IS&S:10-30/10-26-11

Vial: 1
Operator: STC
Inst : Chico
Multiplr: 1.00

Quant Time: Nov 10 10:29 2011

Quant Results File: CGAS.RES

Method : M:\CHICO\DATA\C111030\CGAS.M (RTE Integrator)
Title : METHOD 8260B
Last Update : Thu Nov 03 10:47:02 2011
Response via : Initial Calibration



EPA 8260B VOCs + Gas Water

EnviroNet, Inc.
650 Iwilei Rd, #204
Honolulu, HI 96817

APPL Inc.
908 North Temperance Avenue
Clovis, CA 93611

Attn: Stacey Fineran
Project: RED HILL/1022-024

ARF: 66133

Sample ID: ES055

APPL ID: AY49561

Sample Collection Date: 10/26/11

QCG: #86RHB-111031AC-161078

Method	Analyte	Result	LOQ	LOD	DL	Units	Extraction Date	Analysis Date
EPA 8260B	1,1,1,2-TETRACHLOROETHANE	0.26 U	1.0	0.26	0.13	ug/L	11/01/11	11/01/11
EPA 8260B	1,1,1-TRICHLOROETHANE	0.28 U	1.0	0.28	0.14	ug/L	11/01/11	11/01/11
EPA 8260B	1,1,2,2-TETRACHLOROETHANE	0.20 U	1.0	0.20	0.10	ug/L	11/01/11	11/01/11
EPA 8260B	1,1,2-TRICHLOROETHANE	0.40 U	1.0	0.40	0.20	ug/L	11/01/11	11/01/11
EPA 8260B	1,1-DICHLOROETHANE	0.38 U	1.0	0.38	0.19	ug/L	11/01/11	11/01/11
EPA 8260B	1,1-DICHLOROETHENE	0.60 U	1.0	0.60	0.30	ug/L	11/01/11	11/01/11
EPA 8260B	1,2,3-TRICHLOROPROPANE	0.78 U	2.0	0.78	0.39	ug/L	11/01/11	11/01/11
EPA 8260B	1,2,4-TRICHLOROBENZENE	0.42 U	1.0	0.42	0.21	ug/L	11/01/11	11/01/11
EPA 8260B	1,2-DIBROMO-3-CHLOROPROPANE	1.52 U	2.0	1.52	0.76	ug/L	11/01/11	11/01/11
EPA 8260B	1,2-DIBROMOETHANE	0.40 U	1.0	0.40	0.20	ug/L	11/01/11	11/01/11
EPA 8260B	1,2-DICHLOROBENZENE	0.34 U	1.0	0.34	0.17	ug/L	11/01/11	11/01/11
EPA 8260B	1,2-DICHLOROETHANE	0.28 U	1.0	0.28	0.14	ug/L	11/01/11	11/01/11
EPA 8260B	1,2-DICHLOROPROPANE	0.34 U	1.0	0.34	0.17	ug/L	11/01/11	11/01/11
EPA 8260B	1,3-DICHLOROBENZENE	0.22 U	1.0	0.22	0.11	ug/L	11/01/11	11/01/11
EPA 8260B	1,3-DICHLOROPROPENE, TOTAL	0.36 U	1.0	0.36	0.18	ug/L	11/01/11	11/01/11
EPA 8260B	1,4-DICHLOROBENZENE	0.38 U	1.0	0.38	0.19	ug/L	11/01/11	11/01/11
EPA 8260B	2-BUTANONE	1.20 U	10.0	1.20	0.60	ug/L	11/01/11	11/01/11
EPA 8260B	4-METHYL-2-PENTANONE	3.80 U	10.0	3.80	1.90	ug/L	11/01/11	11/01/11
EPA 8260B	ACETONE	1.90 U	10.0	1.90	0.95	ug/L	11/01/11	11/01/11
EPA 8260B	BENZENE	0.32 U	1.0	0.32	0.16	ug/L	11/01/11	11/01/11
EPA 8260B	BROMODICHLOROMETHANE	0.28 U	1.0	0.28	0.14	ug/L	11/01/11	11/01/11
EPA 8260B	BROMOFORM	0.28 U	1.0	0.28	0.14	ug/L	11/01/11	11/01/11
EPA 8260B	BROMOMETHANE	0.48 U	2.0	0.48	0.24	ug/L	11/01/11	11/01/11
EPA 8260B	CARBON TETRACHLORIDE	0.20 U	1.0	0.20	0.10	ug/L	11/01/11	11/01/11
EPA 8260B	CHLOROBENZENE	0.42 U	1.0	0.42	0.21	ug/L	11/01/11	11/01/11
EPA 8260B	CHLORODIBROMOMETHANE	0.38 U	1.0	0.38	0.19	ug/L	11/01/11	11/01/11
EPA 8260B	CHLOROETHANE	0.42 U	1.0	0.42	0.21	ug/L	11/01/11	11/01/11
EPA 8260B	CHLOROFORM	0.14 U	1.0	0.14	0.07	ug/L	11/01/11	11/01/11
EPA 8260B	CHLOROMETHANE	0.84 U	1.0	0.84	0.42	ug/L	11/01/11	11/01/11
EPA 8260B	CIS-1,2-DICHLOROETHENE	0.32 U	1.0	0.32	0.16	ug/L	11/01/11	11/01/11
EPA 8260B	ETHYLBENZENE	0.46 U	1.0	0.46	0.23	ug/L	11/01/11	11/01/11
EPA 8260B	GASOLINE	12.12 U	20.0	12.12	6.06	ug/L	11/01/11	11/01/11
EPA 8260B	HEXACHLOROBUTADIENE	0.38 U	1.0	0.38	0.19	ug/L	11/01/11	11/01/11
EPA 8260B	METHYL TERT-BUTYL ETHER	0.52 U	1.0	0.52	0.26	ug/L	11/01/11	11/01/11
EPA 8260B	METHYLENE CHLORIDE	0.70 U	5.0	0.70	0.35	ug/L	11/01/11	11/01/11

Quant Method: CALLW.M
Run #: 1031C14
Instrument: Chico
Sequence: C111030
Dilution Factor: 1
Initials: ARS

Printed: 12/06/11 6:35:56 PM
APPL-F1-SC-NoMC-REG MDLs

EPA 8260B VOCs + Gas Water

Environet, Inc.
650 Iwilei Rd, #204
Honolulu, HI 96817

APPL Inc.
908 North Temperance Avenue
Clovis, CA 93611

Attn: Stacey Fineran

Project: RED HILL/1022-024

Sample ID: ES055

Sample Collection Date: 10/26/11

ARF: 66133

APPL ID: AY49561

QCG: #86RHB-111031AC-161078

Method	Analyte	Result	LOQ	LOD	DL	Units	Extraction Date	Analysis Date
EPA 8260B	STYRENE	0.50 U	1.0	0.50	0.25	ug/L	11/01/11	11/01/11
EPA 8260B	TETRACHLOROETHENE	0.48 U	1.0	0.48	0.24	ug/L	11/01/11	11/01/11
EPA 8260B	TOLUENE	0.34 U	1.0	0.34	0.17	ug/L	11/01/11	11/01/11
EPA 8260B	TRANS-1,2-DICHLOROETHENE	0.38 U	1.0	0.38	0.19	ug/L	11/01/11	11/01/11
EPA 8260B	TRICHLOROETHENE	0.32 U	1.0	0.32	0.16	ug/L	11/01/11	11/01/11
EPA 8260B	VINYL CHLORIDE	0.46 U	1.0	0.46	0.23	ug/L	11/01/11	11/01/11
EPA 8260B	XYLENES (TOTAL)	0.38 U	1.0	0.38	0.19	ug/L	11/01/11	11/01/11
EPA 8260B	SURROGATE: 1,2-DICHLOROETHANE-	104	70-120			%	11/01/11	11/01/11
EPA 8260B	SURROGATE: 4-BROMOFLUOROBEN	102	75-120			%	11/01/11	11/01/11
EPA 8260B	SURROGATE: DIBROMOFLUOROMET	99.7	85-115			%	11/01/11	11/01/11
EPA 8260B	SURROGATE: TOLUENE-D8 (S)	102	85-120			%	11/01/11	11/01/11

Quant Method: CALLW.M
Run #: 1031C14
Instrument: Chico
Sequence: C111030
Dilution Factor: 1
Initials: ARS

Printed: 12/06/11 6:35:56 PM
APPL-F1-SC-NoMC-REG MDLs

Data File : M:\CHICO\DATA\C111030\1031C14W.D Vial: 1
 Acq On : 1 Nov 11 3:53 Operator: STC
 Sample : AY49561W05 Inst : Chico
 Misc : Water 10mLw/ IS&S:10-30/10-26-11 Multiplr: 1.00

Quant Time: Nov 3 12:23 2011 Quant Results File: CALLW.RES

Quant Method : M:\CHICO\DATA\C111030\CALLW.M (RTE Integrator)
 Title : METHOD 8260
 Last Update : Wed Nov 02 14:33:25 2011
 Response via : Initial Calibration
 DataAcq Meth : V8260

Internal Standards	R.T.	QIon	Response	Conc	Units	Dev (Min)
1) Fluorobenzene (IS)	12.85	96	560646	25.00000	ppb	0.01
55) Chlorobenzene-D5 (IS)	18.04	117	382400	25.00000	ppb	0.00
71) 1,4-Dichlorobenzene-D (IS)	22.24	152	202624	25.00000	ppb	0.00
System Monitoring Compounds						
33) Dibromofluoromethane(S)	11.43	111	373784	25.02770	ppb	0.00
Spiked Amount	25.097		Recovery	=	99.724%	
38) 1,2-DCA-D4 (S)	12.23	65	335124	25.20755	ppb	0.00
Spiked Amount	24.225		Recovery	=	104.057%	
56) Toluene-D8 (S)	15.51	98	1418167	26.35731	ppb	0.01
Spiked Amount	25.808		Recovery	=	102.126%	
64) 4-Bromofluorobenzene(S)	20.12	95	500750	25.97395	ppb	0.01
Spiked Amount	25.459		Recovery	=	102.021%	

Target Compounds Qvalue

Quantitation Report


Data File : M:\CHICO\DATA\C111030\1031C14W.D
Acq On : 1 Nov 11 3:53
Sample : AY49561W05
Misc : Water 10mLw/ IS&S:10-30/10-26-11

Vial: 1
Operator: STC
Inst : Chico
Multiplr: 1.00

Quant Time: Nov 3 12:23 2011

Quant Results File: CALLW.RES

Method : M:\CHICO\DATA\C111030\CALLW.M (RTE Integrator)
Title : METHOD 8260
Last Update : Thu Nov 03 10:27:07 2011
Response via : Initial Calibration



Data File : M:\CHICO\DATA\C111030\1031C14W.D Vial: 1
 Acq On : 1 Nov 11 3:53 Operator: STC
 Sample : AY49561W05 Inst : Chico
 Misc : Water 10mLw/ IS&S:10-30/10-26-11 Multiplr: 1.00

Quant Time: Nov 10 10:29 2011 Quant Results File: CGAS.RES

Quant Method : M:\CHICO\DATA\C111030\CGAS.M (RTE Integrator)
 Title : METHOD 8260B
 Last Update : Thu Nov 03 10:47:02 2011
 Response via : Initial Calibration
 DataAcq Meth : V8260

Internal Standards	R.T.	QIon	Response	Conc	Units	Dev(Min)
1) Fluorobenzene (IS)	12.85	TIC	1189377	25.00000	ppb	0.00
3) Chlorobenzene-D5 (IS)	18.04	TIC	1157775	25.00000	ppb	0.00
4) 1,4-Dichlorobenzene-D (IS)	22.24	TIC	1121937	25.00000	ppb	0.00

System Monitoring Compounds

Target Compounds Qvalue

Quantitation Report


Data File : M:\CHICO\DATA\C111030\1031C14W.D
Acq On : 1 Nov 11 3:53
Sample : AY49561W05
Misc : Water 10mLw/ IS&S:10-30/10-26-11

Vial: 1
Operator: STC
Inst : Chico
Multiplr: 1.00

Quant Time: Nov 10 10:29 2011

Quant Results File: CGAS.RES

Method : M:\CHICO\DATA\C111030\CGAS.M (RTE Integrator)
Title : METHOD 8260B
Last Update : Thu Nov 03 10:47:02 2011
Response via : Initial Calibration



EPA 8260B VOCs + Gas Water

EnviroNet, Inc.
650 Iwilei Rd, #204
Honolulu, HI 96817

APPL Inc.
908 North Temperance Avenue
Clovis, CA 93611

Attn: Stacey Fineran
Project: RED HILL/1022-024

ARF: 66133

Sample ID: ES056

APPL ID: AY49562

Sample Collection Date: 10/26/11

QCG: #86RHB-111031AC-161078

Method	Analyte	Result	LOQ	LOD	DL	Units	Extraction Date	Analysis Date
EPA 8260B	1,1,1,2-TETRACHLOROETHANE	0.26 U	1.0	0.26	0.13	ug/L	11/01/11	11/01/11
EPA 8260B	1,1,1-TRICHLOROETHANE	0.28 U	1.0	0.28	0.14	ug/L	11/01/11	11/01/11
EPA 8260B	1,1,2,2-TETRACHLOROETHANE	0.20 U	1.0	0.20	0.10	ug/L	11/01/11	11/01/11
EPA 8260B	1,1,2-TRICHLOROETHANE	0.40 U	1.0	0.40	0.20	ug/L	11/01/11	11/01/11
EPA 8260B	1,1-DICHLOROETHANE	0.38 U	1.0	0.38	0.19	ug/L	11/01/11	11/01/11
EPA 8260B	1,1-DICHLOROETHENE	0.60 U	1.0	0.60	0.30	ug/L	11/01/11	11/01/11
EPA 8260B	1,2,3-TRICHLOROPROPANE	0.78 U	2.0	0.78	0.39	ug/L	11/01/11	11/01/11
EPA 8260B	1,2,4-TRICHLOROBENZENE	0.42 U	1.0	0.42	0.21	ug/L	11/01/11	11/01/11
EPA 8260B	1,2-DIBROMO-3-CHLOROPROPANE	1.52 U	2.0	1.52	0.76	ug/L	11/01/11	11/01/11
EPA 8260B	1,2-DIBROMOETHANE	0.40 U	1.0	0.40	0.20	ug/L	11/01/11	11/01/11
EPA 8260B	1,2-DICHLOROBENZENE	0.34 U	1.0	0.34	0.17	ug/L	11/01/11	11/01/11
EPA 8260B	1,2-DICHLOROETHANE	0.28 U	1.0	0.28	0.14	ug/L	11/01/11	11/01/11
EPA 8260B	1,2-DICHLOROPROPANE	0.34 U	1.0	0.34	0.17	ug/L	11/01/11	11/01/11
EPA 8260B	1,3-DICHLOROBENZENE	0.22 U	1.0	0.22	0.11	ug/L	11/01/11	11/01/11
EPA 8260B	1,3-DICHLOROPROPENE, TOTAL	0.36 U	1.0	0.36	0.18	ug/L	11/01/11	11/01/11
EPA 8260B	1,4-DICHLOROBENZENE	0.38 U	1.0	0.38	0.19	ug/L	11/01/11	11/01/11
EPA 8260B	2-BUTANONE	1.20 U	10.0	1.20	0.60	ug/L	11/01/11	11/01/11
EPA 8260B	4-METHYL-2-PENTANONE	3.80 U	10.0	3.80	1.90	ug/L	11/01/11	11/01/11
EPA 8260B	ACETONE	1.90 U	10.0	1.90	0.95	ug/L	11/01/11	11/01/11
EPA 8260B	BENZENE	0.28 J	1.0	0.32	0.16	ug/L	11/01/11	11/01/11
EPA 8260B	BROMODICHLOROMETHANE	0.28 U	1.0	0.28	0.14	ug/L	11/01/11	11/01/11
EPA 8260B	BROMOFORM	0.28 U	1.0	0.28	0.14	ug/L	11/01/11	11/01/11
EPA 8260B	BROMOMETHANE	0.48 U	2.0	0.48	0.24	ug/L	11/01/11	11/01/11
EPA 8260B	CARBON TETRACHLORIDE	0.20 U	1.0	0.20	0.10	ug/L	11/01/11	11/01/11
EPA 8260B	CHLOROBENZENE	0.42 U	1.0	0.42	0.21	ug/L	11/01/11	11/01/11
EPA 8260B	CHLORODIBROMOMETHANE	0.38 U	1.0	0.38	0.19	ug/L	11/01/11	11/01/11
EPA 8260B	CHLOROETHANE	0.42 U	1.0	0.42	0.21	ug/L	11/01/11	11/01/11
EPA 8260B	CHLOROFORM	0.14 U	1.0	0.14	0.07	ug/L	11/01/11	11/01/11
EPA 8260B	CHLOROMETHANE	0.84 U	1.0	0.84	0.42	ug/L	11/01/11	11/01/11
EPA 8260B	CIS-1,2-DICHLOROETHENE	0.32 U	1.0	0.32	0.16	ug/L	11/01/11	11/01/11
EPA 8260B	ETHYLBENZENE	0.46 U	1.0	0.46	0.23	ug/L	11/01/11	11/01/11
EPA 8260B	GASOLINE	12.12 U	20.0	12.12	6.06	ug/L	11/01/11	11/01/11
EPA 8260B	HEXACHLOROBUTADIENE	0.38 U	1.0	0.38	0.19	ug/L	11/01/11	11/01/11
EPA 8260B	METHYL TERT-BUTYL ETHER	0.52 U	1.0	0.52	0.26	ug/L	11/01/11	11/01/11
EPA 8260B	METHYLENE CHLORIDE	0.70 U	5.0	0.70	0.35	ug/L	11/01/11	11/01/11

J = Estimated value.

Quant Method: CALLW.M
Run #: 1031C15
Instrument: Chico
Sequence: C111030
Dilution Factor: 1
Initials: ARS

Printed: 12/08/11 8:35:56 PM

APPL-F1-SC-NoMC-REG MDLs

EPA 8260B VOCs + Gas Water

Environet, Inc.
650 Iwilei Rd, #204
Honolulu, HI 96817

APPL Inc.
908 North Temperance Avenue
Clovis, CA 93611

Attn: Stacey Fineran

Project: RED HILL/1022-024

Sample ID: **ES056**

Sample Collection Date: 10/26/11

ARF: 66133

APPL ID: **AY49562**

QCG: #86RHB-111031AC-161078

Method	Analyte	Result	LOQ	LOD	DL	Units	Extraction Date	Analysis Date
EPA 8260B	STYRENE	0.50 U	1.0	0.50	0.25	ug/L	11/01/11	11/01/11
EPA 8260B	TETRACHLOROETHENE	0.48 U	1.0	0.48	0.24	ug/L	11/01/11	11/01/11
EPA 8260B	TOLUENE	0.34 U	1.0	0.34	0.17	ug/L	11/01/11	11/01/11
EPA 8260B	TRANS-1,2-DICHLOROETHENE	0.38 U	1.0	0.38	0.19	ug/L	11/01/11	11/01/11
EPA 8260B	TRICHLOROETHENE	0.32 U	1.0	0.32	0.16	ug/L	11/01/11	11/01/11
EPA 8260B	VINYL CHLORIDE	0.46 U	1.0	0.46	0.23	ug/L	11/01/11	11/01/11
EPA 8260B	XYLENES (TOTAL)	0.38 U	1.0	0.38	0.19	ug/L	11/01/11	11/01/11
EPA 8260B	SURROGATE: 1,2-DICHLOROETHANE-	98.9	70-120			%	11/01/11	11/01/11
EPA 8260B	SURROGATE: 4-BROMOFLUOROBEN	98.7	75-120			%	11/01/11	11/01/11
EPA 8260B	SURROGATE: DIBROMOFLUOROMET	99.5	85-115			%	11/01/11	11/01/11
EPA 8260B	SURROGATE: TOLUENE-D8 (S)	96.5	85-120			%	11/01/11	11/01/11

J = Estimated value.

Quant Method: CALLW.M
Run #: 1031C15
Instrument: Chico
Sequence: C111030
Dilution Factor: 1
Initials: ARS

Printed: 12/06/11 6:35:56 PM
APPL-F1-SC-NoMC-REG MDLs

Data File : M:\CHICO\DATA\C111030\1031C15W.D Vial: 1
 Acq On : 1 Nov 11 4:30 Operator: STC
 Sample : AY49562W04 Inst : Chico
 Misc : Water 10mLw/ IS&S:10-30/10-26-11 Multiplr: 1.00

Quant Time: Nov 3 12:25 2011 Quant Results File: CALLW.RES

Quant Method : M:\CHICO\DATA\C111030\CALLW.M (RTE Integrator)
 Title : METHOD 8260
 Last Update : Wed Nov 02 14:33:25 2011
 Response via : Initial Calibration
 DataAcq Meth : V8260

Internal Standards	R.T.	QIon	Response	Conc	Units	Dev (Min)
1) Fluorobenzene (IS)	12.84	96	571072	25.00000	ppb	0.00
55) Chlorobenzene-D5 (IS)	18.05	117	395840	25.00000	ppb	0.00
71) 1,4-Dichlorobenzene-D (IS)	22.25	152	204224	25.00000	ppb	0.00
System Monitoring Compounds						
33) Dibromofluoromethane(S)	11.43	111	379858	24.97005	ppb	0.00
Spiked Amount	25.097		Recovery	=	99.493%	
38) 1,2-DCA-D4(S)	12.23	65	324599	23.97012	ppb	0.00
Spiked Amount	24.225		Recovery	=	98.946%	
56) Toluene-D8(S)	15.51	98	1386689	24.89722	ppb	0.02
Spiked Amount	25.808		Recovery	=	96.469%	
64) 4-Bromofluorobenzene(S)	20.12	95	501239	25.11656	ppb	0.00
Spiked Amount	25.459		Recovery	=	98.655%	
Target Compounds						
42) Benzene	12.51	78	19216	0.27615	ppb	Qvalue # 89

Quantitation Report


Data File : M:\CHICO\DATA\C111030\1031C15W.D
Acq On : 1 Nov 11 4:30
Sample : AY49562W04
Misc : Water 10mLw/ IS&S:10-30/10-26-11


Vial: 1
Operator: STC
Inst : Chico
Multiplr: 1.00

Quant Time: Nov 3 12:25 2011

Quant Results File: CALLW.RES

Method : M:\CHICO\DATA\C111030\CALLW.M (RTE Integrator)
Title : METHOD 8260
Last Update : Thu Nov 03 10:27:07 2011
Response via : Initial Calibration

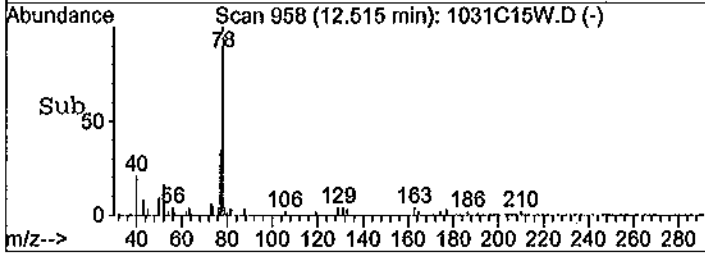
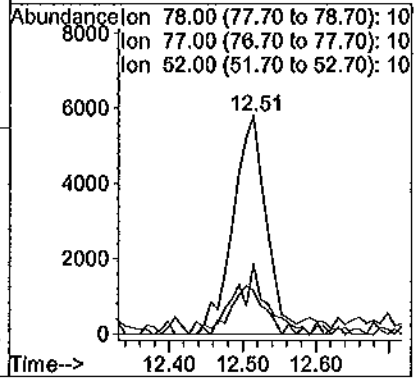
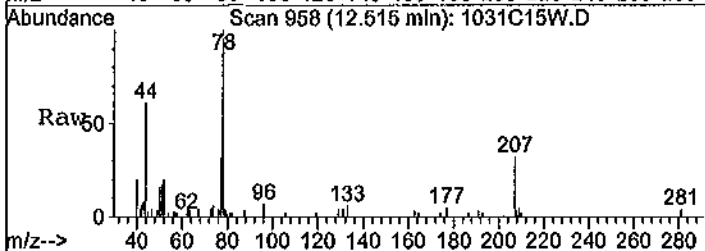




#42
 Benzene
 Concen: 0.27615 ppb
 RT: 12.51 min Scan# 958
 Delta R.T. 0.02 min
 Lab File: 1031C15W.D
 Acq: 1 Nov 11 4:30

Tgt Ion: 78 Resp: 19216

Ion	Ratio	Lower	Upper
78	100		
77	32.0	16.9	31.5#
52	19.7	12.4	23.0



Data File : M:\CHICO\DATA\C111030\1031C15W.D Vial: 1
 Acq On : 1 Nov 11 4:30 Operator: STC
 Sample : AY49562W04 Inst : Chico
 Misc : Water 10mLw/ IS&S:10-30/10-26-11 Multiplr: 1.00

Quant Time: Nov 10 10:30 2011 Quant Results File: CGAS.RES

Quant Method : M:\CHICO\DATA\C111030\CGAS.M (RTE Integrator)
 Title : METHOD 8260B
 Last Update : Thu Nov 03 10:47:02 2011
 Response via : Initial Calibration
 DataAcq Meth : V8260

Internal Standards	R.T.	QIon	Response	Conc	Units	Dev(Min)
1) Fluorobenzene (IS)	12.84	TIC	1205102	25.00000	ppb	0.00
3) Chlorobenzene-D5 (IS)	18.05	TIC	1156027	25.00000	ppb	0.01
4) 1,4-Dichlorobenzene-D (IS)	22.25	TIC	1137790	25.00000	ppb	0.00

System Monitoring Compounds

Target Compounds Qvalue

Quantitation Report


Data File : M:\CHICO\DATA\C111030\1031C15W.D
Acq On : 1 Nov 11 4:30
Sample : AY49562W04
Misc : Water 10mLw/ IS&S:10-30/10-26-11

Vial: 1
Operator: STC
Inst : Chico
Multiplr: 1.00

Quant Time: Nov 10 10:30 2011

Quant Results File: CGAS.RES

Method : M:\CHICO\DATA\C111030\CGAS.M (RTE Integrator)
Title : METHOD 8260B
Last Update : Thu Nov 03 10:47:02 2011
Response via : Initial Calibration



EPA METHOD 8260B
Volatile Organic Compounds
Calibration Data

VOLATILE ORGANIC ANALYSIS BY
EPA METHOD 8260B

Form 6
Initial Calibration

Lab Name: APPL, Inc.

SDG No: _____

Case No: _____

Initial Cal. Date: 10/30/11

Matrix: _____

Instrument: Chico

Initials: _____

1030C15W.D 1030C16W.D 1030C17W.D 1030C18W.D 1030C19W.D 1030C20W.D 1030C21W.D 1030C22W.D 1030C23W.D

	Compound	0.3	0.5	1	2	5	10	20	40	100		Avg	%RSD		r	
1	I Fluorobenzene (IS)	ISTD														
2	TM Dichlorodifluoromethane	0.9991	0.9593	0.9680	0.8471	0.8830	0.9152	0.9504	0.9592	0.8084		0.92	6.8	TM		
3	TM Freon 114	0.5029	0.5470	0.6167	0.5799	0.5567	0.6260	0.6223	0.6040	0.5364		0.58	7.6	TM		
4	TM** Chloromethane	1.389	1.171	1.239	1.184	1.061	1.077	1.079	1.076	0.9963		1.1	10	TM**		
5	TM* Vinyl chloride		0.8227	0.9389	0.7274	0.8810	0.7956	0.7782	0.6322	0.5319		0.76	17	TM*		
6	TML 1,3-Butadiene													TML		
7	TM Bromomethane	0.5647	0.5370	0.4933	0.6483	0.5131	0.5331	0.5691	0.5732	0.5561		0.55	8.0	TM		
8	TM Chloroethane		0.7481	0.7782	0.6360	0.6082	0.5955	0.5730	0.5758	0.5302		0.63	14	TM		
9	TM Dichlorofluoromethane	1.806	1.879	1.897	1.843	1.787	1.725	1.664	1.599	1.493		1.7	7.8	TM		
10	TM Trichlorofluoromethane	1.219	0.9410	1.059	1.063	1.038	1.037	1.027	1.027	0.9025		1.0	8.5	TM		
11	Acetonitrile	0.0248	0.0305	0.0278	0.0270	0.0288	0.0267	0.0258	0.0269	0.0283		0.03	6.1			
12	TM Acrolein	0.0160	0.0133	0.0127	0.0117	0.0124	0.0118	0.0112	0.0121	0.0115		0.01	12	TM		
13	TML Acetone	0.2927	0.4962	0.2742	0.1724	0.1160	0.0970	0.0807	0.0738	0.0705		0.19	77	TML	1.000	
14	TML Freon-113		0.2687	0.6640	0.6219	0.6334	0.6298	0.6085	0.6058	0.5403		0.57	22	TML	0.999	
15	TM* 1,1-DCE	0.8684	0.8302	0.7551	0.7075	0.7021	0.6844	0.6445	0.6344	0.5970		0.71	13	TM*		
16	TM t-Butanol	0.0032	0.0028	0.0031	0.0037	0.0033	0.0035	0.0031	0.0036	0.0043		0.00	13	TM		
17	TML Methyl Acetate		0.5858	0.4123	0.3223	0.1877	0.2224	0.2002	0.2076	0.2032		0.29	48	TML	1.000	
18	TML Iodomethane			0.1817	0.2265	0.2408	0.2984	0.3981	0.4959	0.6090		0.35	45	TML	0.997	
19	TML Acrylonitrile		0.0466	0.0701	0.0979	0.0824	0.0851	0.0770	0.0761	0.0758		0.08	19	TML	1.000	
20	TM Methylene chloride		0.8304	0.7142	0.7211	0.6635	0.6652	0.6531	0.6094	0.5892		0.68	11	TM		
21	TM Carbon disulfide	0.8377	0.7169	0.7402	0.7186	0.6675	0.6811	0.6507	0.6311	0.5977		0.69	10	TM		
22	TM Methyl t-butyl ether (MTBE)	1.160	1.072	1.146	1.130	1.059	1.101	1.037	1.041	0.9630		1.1	5.8	TM		
23	TM Trans-1,2-DCE	0.9275	0.9146	0.8717	0.8807	0.8240	0.8200	0.7565	0.7483	0.7085		0.83	9.3	TM		
24	TM Diisopropyl Ether	2.775	2.360	2.465	2.461	2.400	2.425	2.261	2.245	2.073		2.4	8.1	TM		
25	TM** 1,1-DCA	1.448	1.345	1.449	1.466	1.510	1.465	1.402	1.378	1.267		1.4	5.3	TM**		
26	TML Vinyl Acetate		1.048	0.7027	0.5800	0.5004	0.4421	0.4155	0.4257	0.3841		0.56	40	TML	0.999	
27	TM Ethyl tert Butyl Ether	1.698	1.549	1.596	1.761	1.670	1.751	1.601	1.569	1.460		1.6	6.1	TM		
28	TML MEK (2-Butanone)		0.5665	0.4588	0.3602	0.2874	0.2964	0.2742	0.2705			0.36	32	TML	1.000	
29	TM Cis-1,2-DCE	1.025	0.9874	0.8510	0.8618	0.8314	0.8432	0.7892	0.7602	0.7089		0.85	12	TM		
30	TM 2,2-Dichloropropane	1.246	1.113	0.9950	1.048	1.020	0.9872	0.9664	0.9254	0.8189		1.0	12	TM		
31	TM* Chloroform	1.473	1.359	1.352	1.398	1.420	1.399	1.327	1.309	1.208		1.4	5.6	TM*		
32	TM Bromochloromethane	0.2100	0.2283	0.2743	0.2327	0.2615	0.2451	0.2386	0.2267	0.2148		0.24	8.8	TM		
33	S Dibromofluoromethane(S)	0.6664	0.6677	0.6754	0.6906	0.6830	0.6822	0.6563	0.6514	0.6207		0.67	3.2	S		
34	TM 1,1,1-TCA	1.307	1.226	1.269	1.241	1.235	1.281	1.263	1.210	1.104		1.2	4.7	TM		
35	TM Cyclohexane	1.116	1.365	1.215	1.216	1.106	1.144	1.092	1.114	1.000		1.2	8.9	TM		

VOLATILE ORGANIC ANALYSIS BY
EPA METHOD 8260B

Form 6
Initial Calibration

Lab Name: APPL, Inc. _____

SDG No: _____

Case No: _____

Initial Cal. Date: 10/30/11 _____

Matrix: _____

Instrument: Chico _____

Initials: _____

		Compound	0.3	0.5	1	2	5	10	20	40	100		Avg	%RSD		r
36	TM	1,1-Dichloropropene	1.089	1.043	1.238	1.061	1.080	1.064	1.039	0.9929	0.9342		1.1	7.8	TM	
37	TML	2,2,4-Trimethylpentane		4.510	2.958	2.198	1.929	1.816	1.761	1.722	1.632		2.3	42	TML	1.000
38	S	1,2-DCA-D4(S)	0.5562	0.6935	0.6364	0.6275	0.6073	0.5850	0.5554	0.5514	0.5227		0.59	9.0	S	
39	TM	Carbon Tetrachloride	0.7745	0.7961	0.7551	0.8397	0.8717	0.9031	0.9401	0.9166	0.8718		0.85	7.6	TM	
40	TM	Tert Amyl Methyl Ether	1.206	1.355	1.238	1.270	1.190	1.245	1.179	1.154	1.119		1.2	5.7	TM	
41	TM	1,2-DCA	0.8312	0.6440	0.6792	0.7198	0.7101	0.7316	0.6883	0.6614	0.6203		0.70	8.8	TM	
42	TM	Benzene	3.278	3.031	3.234	3.139	3.058	3.078	2.926	2.893	2.778		3.0	5.3	TM	
43	TM	TCE	0.7582	0.8575	0.9261	0.9155	0.8745	0.8692	0.8308	0.8139	0.7474		0.84	7.4	TM	
44	TM	2-Pentanone	0.1621	0.1829	0.1696	0.1839	0.1797	0.1849	0.1709	0.1792	0.1751		0.18	4.4	TM	
45	TM*	1,2-Dichloropropane	0.6688	0.7192	0.7502	0.6580	0.7308	0.7195	0.6791	0.6772	0.6288		0.69	5.7	TM*	
46	TM	Bromodichloromethane	0.7189	0.7057	0.8148	0.7719	0.8069	0.8660	0.8196	0.8390	0.7766		0.79	6.7	TM	
47	TM	Methyl Cyclohexane	1.113	1.125	0.9652	0.9330	0.9573	1.003	0.9550	0.9420	0.8802		0.99	8.3	TM	
48	TM	Dibromomethane	0.2413	0.2669	0.2816	0.2846	0.2915	0.3053	0.2877	0.2711	0.2623		0.28	6.8	TM	
49	TM	2-Chloroethyl vinyl ether	0.1532	0.1448	0.1599	0.1939	0.1910	0.1855	0.1751	0.1885	0.1924		0.18	11	TM	
50	TM	1-Bromo-2-chloroethane	0.6355	0.5704	0.5860	0.6008	0.6129	0.6029	0.5729	0.5868	0.5488		0.59	4.3	TM	
51	TM	Cis-1,3-Dichloropropene	0.7822	0.6621	0.7733	0.7420	0.7627	0.7998	0.7723	0.7726	0.7216		0.75	5.5	TM	
52	TM*	Toluene	3.411	3.085	2.935	3.035	3.024	3.066	2.913	2.874	2.698		3.0	6.5	TM*	
53	TM	Trans-1,3-Dichloropropene	0.5191	0.5428	0.4995	0.5430	0.5365	0.5848	0.5511	0.5622	0.5483		0.54	4.5	TM	
54	TM	1,1,2-TCA	0.3181	0.2834	0.2608	0.3010	0.2945	0.3288	0.2891	0.2919	0.2665		0.29	7.5	TM	
55	I	Chlorobenzene-D5 (IS)	ISTD													
56	S	Toluene-D8(S)	3.825	3.742	3.592	3.490	3.642	3.496	3.501	3.233	3.138		3.5	6.3	S	
57	TM	1,2-EDB	0.5186	0.3944	0.4412	0.4259	0.5017	0.5094	0.5156	0.5003	0.4752		0.48	9.4	TM	
58	TM	Tetrachloroethene	1.569	1.513	1.319	1.276	1.308	1.257	1.237	1.102	0.9877		1.3	14	TM	
59	TM	1-Chlorohexane	1.590	1.521	1.436	1.470	1.527	1.492	1.526	1.416	1.343		1.5	5.0	TM	
60	TM	1,1,1,2-Tetrachloroethane	0.6133	0.6996	0.7082	0.7484	0.8608	0.9066	0.9437	0.9002	0.8611		0.80	14	TM	
61	TM	m&p-Xylene	2.262	1.857	1.843	1.755	1.899	1.909	1.977	1.824	1.763		1.9	8.1	TM	
62	TM	o-Xylene	1.911	1.844	1.639	1.684	1.946	1.920	1.973	1.805	1.714		1.8	6.7	TM	
63	TM	Styrene	2.668	2.626	2.667	2.614	2.923	2.903	3.005	2.787	2.612		2.8	5.5	TM	
64	S	4-Bromofluorobenzene(S)	1.386	1.298	1.312	1.224	1.272	1.281	1.253	1.176	1.141		1.3	5.8	S	
65	TM	2-Hexanone		0.2681	0.1979	0.2383	0.2161	0.2363	0.2325	0.2267	0.2142		0.23	9.1	TM	
66	TM	1,3-Dichloropropane	0.9515	0.9439	0.8870	0.9272	0.9571	1.037	0.9690	0.9322	0.8392		0.94	5.8	TM	
67	TM	Dibromochloromethane		0.4957	0.5504	0.5206	0.6049	0.6702	0.6987	0.6794	0.6801		0.61	13	TM	
68	TM**	Chlorobenzene	3.339	2.652	2.608	2.538	2.763	2.780	2.740	2.590	2.437		2.7	9.5	TM**	
69	TM*	Ethylbenzene	5.842	4.934	5.056	4.770	5.229	5.219	5.128	4.773	4.573		5.1	7.3	TM*	
70	TM**L	Bromoform		0.1505	0.1690	0.2072	0.2509	0.2961	0.3266	0.3337	0.3518		0.26	30	TM**L	1.000

Data File : M:\CHICO\DATA\C111030\1030C15W.D
 Acq On : 30 Oct 11 23:28
 Sample : Voc Std 10-30-11@0.3ug/L
 Misc : Water 10mLw/ IS:10-30-11

Vial: 1
 Operator: STC
 Inst : Chico
 Multiplr: 1.00

Quant Time: Dec 2 11:19 2011

Quant Results File: CALLW.RES

Quant Method : M:\CHICO\DATA\C111030\CALLW.M (RTE Integrator)
 Title : METHOD 8260
 Last Update : Fri Dec 02 11:18:49 2011
 Response via : Initial Calibration
 DataAcq Meth : V8260

Internal Standards	R.T.	QIon	Response	Conc	Units	Dev (Min)
1) Fluorobenzene (IS)	12.83	96	559104	25.00000	ppb	0.00
55) Chlorobenzene-D5 (IS)	18.03	117	374592	25.00000	ppb	-0.01
71) 1,4-Dichlorobenzene-D (IS)	22.24	152	198336	25.00000	ppb	0.00
System Monitoring Compounds						
33) Dibromofluoromethane(S)	11.41	111	8942	0.60039	ppb	-0.01
Spiked Amount	25.097		Recovery	=	2.391%	
38) 1,2-DCA-D4(S)	12.23	65	7464	0.56298	ppb	0.00
Spiked Amount	24.225		Recovery	=	2.324%	
56) Toluene-D8(S)	15.50	98	34391	0.65250	ppb	0.00
Spiked Amount	25.808		Recovery	=	2.526%	
64) 4-Bromofluorobenzene(S)	20.11	95	12464	0.65998	ppb	0.00
Spiked Amount	25.459		Recovery	=	2.592%	
Target Compounds						
						Qvalue
2) Dichlorodifluoromethane	4.07	85	6703	0.32540	ppb	# 80
3) Freon 114	4.33	85	3374	0.26153	ppb	# 70
4) Chloromethane	4.55	50	9320	0.36511	ppb	94
5) Vinyl chloride	4.83	62	6233	0.36505	ppb	# 76
6) 1,3-Butadiene	4.86	54	426	8.92736	ppb	# 41
7) Bromomethane	5.72	94	3789	0.30570	ppb	70
8) Chloroethane	5.92	64	6243	0.44265	ppb	# 55
9) Dichlorofluoromethane	6.01	67	12120	0.31081	ppb	86
10) Trichlorofluoromethane	6.51	101	8177	0.35336	ppb	78
11) Acetonitrile	7.67	41	8307	13.56274	ug/l	100
12) Acrolein	7.18	56	5382	19.20236	ppb	# 71
13) Acetone	7.26	43	1964	1.22606	ppb	# 75
14) Freon-113	7.48	101	3974	-0.83183	ppb	# 68
15) 1,1-DCE	7.68	96	5826	0.36499	ppb	# 38
16) t-Butanol	7.78	59	1058	13.95861	ppb	96
17) Methyl Acetate	8.17	43	2286	-0.18237	ppb	# 87
18) Iodomethane	8.17	142	479	3.85678	ppb	# 37
19) Acrylonitrile	8.56	53	560	-0.04894	ppb	# 5
20) Methylene chloride	8.46	84	7036	0.46214	ppb	# 60
21) Carbon disulfide	8.57	76	5620	0.36236	ppb	97
22) Methyl t-butyl ether (MtBE)	8.91	73	7781	0.32251	ppb	# 64
23) Trans-1,2-DCE	9.09	96	6223	0.38166	ppb	92
24) Diisopropyl Ether	9.75	45	18616	0.34902	ppb	# 73
25) 1,1-DCA	9.78	63	9717	0.30719	ppb	95
26) Vinyl Acetate	9.43	43	9166	-0.47709	ppb	# 81
27) Ethyl tert Butyl Ether	10.45	59	11390	0.31279	ppb	93
28) MEK (2-Butanone)	10.45	43	4667	0.10206	ppb	# 76
29) Cis-1,2-DCE	10.80	96	6876	0.36134	ppb	# 67
30) 2,2-Dichloropropane	10.79	77	8357	0.36882	ppb	95
31) Chloroform	11.08	83	9885	0.32484	ppb	86
32) Bromochloromethane	11.31	128	1409	0.26596	ppb	# 1
34) 1,1,1-TCA	11.83	97	8769	0.31687	ppb	# 72
35) Cyclohexane	11.98	56	7488	0.29062	ppb	# 74
36) 1,1-Dichloropropene	12.10	75	7308	0.30819	ppb	86
37) 2,2,4-Trimethylpentane	12.17	57	48085	0.17131	ppb	# 87
39) Carbon Tetrachloride	12.31	117	5196	0.27267	ppb	# 87

(#) = qualifier out of range (m) = manual integration
 1030C15W.D CALLW.M Fri Dec 02 11:20:38 2011

Data File : M:\CHICO\DATA\C111030\1030C15W.D
 Acq On : 30 Oct 11 23:28
 Sample : Voc Std 10-30-11@0.3ug/L
 Misc : Water 10mLw/ IS:10-30-11

Vial: 1
 Operator: STC
 Inst : Chico
 Multiplr: 1.00

Quant Time: Dec 2 11:19 2011

Quant Results File: CALLW.RES

Quant Method : M:\CHICO\DATA\C111030\CALLW.M (RTE Integrator)
 Title : METHOD 8260
 Last Update : Fri Dec 02 11:18:49 2011
 Response via : Initial Calibration
 DataAcq Meth : V8260

Compound	R.T.	QIon	Response	Conc	Unit	Qvalue	
40) Tert Amyl Methyl Ether	12.35	73	8093	0.29724	ppb	#	82
41) 1,2-DCA	12.36	62	5577	0.35705	ppb	#	79
42) Benzene	12.50	78	21995	0.32285	ppb		99
43) TCE	13.53	95	5087	0.26961	ppb		88
44) 2-Pentanone	13.19	43	54377	13.77755	ppb		91
45) 1,2-Dichloropropane	13.76	63	4487	0.28977	ppb	#	81
46) Bromodichloromethane	14.11	83	4823	0.27263	ppb	#	84
47) Methyl Cyclohexane	13.81	83	7465	0.33857	ppb		81
48) Dibromomethane	14.15	93	1619	0.26143	ppb	#	56
49) 2-Chloroethyl vinyl ether	14.57	63	1028	0.26114	ppb	#	71
50) 1-Bromo-2-chloroethane	14.89	63	4264	0.32272	ppb	#	76
51) Cis-1,3-Dichloropropene	15.00	75	5248	0.31110	ppb		96
52) Toluene	15.64	91	22887	0.34061	ppb		88
53) Trans-1,3-Dichloropropene	15.80	75	3483	0.28679	ppb	#	72
54) 1,1,2-TCA	16.08	83	2134	0.32602	ppb		86
57) 1,2-EDB	17.33	107	2331	0.32696	ppb	#	72
58) Tetrachloroethene	16.79	164	7051	0.36612	ppb	#	74
59) 1-Chlorohexane	17.71	91	7147	0.32226	ppb	#	70
60) 1,1,1,2-Tetrachloroethane	18.16	131	2757	0.22867	ppb		83
61) m&p-Xylene	18.35	106	20335	0.71474	ppb		85
62) o-Xylene	19.11	106	8588	0.31386	ppb		68
63) Styrene	19.12	104	11993	0.29039	ppb		98
65) 2-Hexanone	16.12	43	2535	0.73958	ppb	#	73
66) 1,3-Dichloropropane	16.49	76	4277	0.30423	ppb		96
67) Dibromochloromethane	16.98	129	1907	0.20779	ppb	#	39
68) Chlorobenzene	18.10	112	15008	0.36875	ppb	#	68
69) Ethylbenzene	18.21	91	26259	0.34648	ppb		89
70) Bromoform	19.63	173	532	1.23415	ppb	#	37
72) MIBK (methyl isobutyl keto)	14.68	43	7070	1.25392	ppb		81
73) Isopropylbenzene	19.72	105	23083	0.32111	ppb	#	81
74) 1,1,2,2-Tetrachloroethane	19.88	83	1704	0.28318	ppb	#	79
75) 1,2,3-Trichloropropane	20.14	110	346	0.59881	ppb	#	25
76) t-1,4-Dichloro-2-Butene	20.24	53	170	0.12459	ppb	#	62
77) Bromobenzene	20.49	156	5215	0.31451	ppb	#	54
78) n-Propylbenzene	20.44	91	25363	0.29576	ppb		97
79) 4-Ethyltoluene	20.63	105	21128	0.35603	ppb		93
80) 2-Chlorotoluene	20.74	91	16704	0.29411	ppb		87
81) 1,3,5-Trimethylbenzene	20.72	105	18391	0.31501	ppb		98
82) 4-Chlorotoluene	20.81	91	16002	0.32720	ppb	#	74
83) Tert-Butylbenzene	21.36	119	18557	0.29358	ppb		92
84) 1,2,4-Trimethylbenzene	21.41	105	21930	0.35965	ppb		91
85) Sec-Butylbenzene	21.75	105	22099	0.29154	ppb		86
86) p-Isopropyltoluene	21.99	119	19428	0.29923	ppb		97
87) Benzyl Chloride	22.41	91	3043	0.35307	ppb	#	69
88) 1,3-DCB	22.12	146	11266	0.33224	ppb		92
89) 1,4-DCB	22.29	146	10573	0.33594	ppb		95
90) Hexachloroethane	23.59	117	857	2.03197	ppb	#	50
91) n-Butylbenzene	22.70	91	19217	0.33934	ppb		91
92) 1,2-DCB	22.92	146	8586	0.31833	ppb	#	78
93) 1,2-Dibromo-3-chloropropan	24.14	155	141	1.41683	ppb	#	27
94) 1,2,4-Trichlorobenzene	25.58	180	5945	0.30417	ppb	#	86

(#) = qualifier out of range (m) = manual integration

1030C15W.D CALLW.M Fri Dec 02 11:20:39 2011

Data File : M:\CHICO\DATA\C111030\1030C15W.D Vial: 1
 Acq On : 30 Oct 11 23:28 Operator: STC
 Sample : Voc Std 10-30-11@0.3ug/L Inst : Chico
 Misc : Water 10mLw/ IS:10-30-11 Multiplr: 1.00

Quant Time: Dec 2 11:19 2011 Quant Results File: CALLW.RES

Quant Method : M:\CHICO\DATA\C111030\CALLW.M (RTE Integrator)
 Title : METHOD 8260
 Last Update : Fri Dec 02 11:18:49 2011
 Response via : Initial Calibration
 DataAcq Meth : V8260

Compound	R.T.	QIon	Response	Conc	Unit	Qvalue	
95) Hexachlorobutadiene	25.83	223	1530	0.43087	ppb	#	68
96) Naphthalene	25.92	128	7576	0.31416	ppb	#	79
97) 1,2,3-Trichlorobenzene	26.29	180	4008	0.27110	ppb		85


Data File : M:\CHICO\DATA\C111030\1030C15W.D
 Acq On : 30 Oct 11 23:28
 Sample : Voc Std 10-30-11@0.3ug/L
 Misc : Water 10mLw/ IS:10-30-11

Vial: 1
 Operator: STC
 Inst : Chico
 Multiplr: 1.00

Quant Time: Dec 2 11:19 2011

Quant Results File: CALLW.RES

Method : M:\CHICO\DATA\C111030\CALLW.M (RTE Integrator)
 Title : METHOD 8260
 Last Update : Fri Dec 02 11:18:49 2011
 Response via : Initial Calibration



Data File : M:\CHICO\DATA\C111030\1030C16W.D
 Acq On : 31 Oct 11 00:11
 Sample : Voc Std 10-30-11@0.5ug/L
 Misc : Water 10mLw/ IS:10-30-11

Vial: 1
 Operator: STC
 Inst : Chico
 Multiplr: 1.00

Quant Time: Dec 2 11:19 2011

Quant Results File: CALLW.RES

Quant Method : M:\CHICO\DATA\C111030\CALLW.M (RTE Integrator)

Title : METHOD 8260

Last Update : Fri Dec 02 11:18:49 2011

Response via : Initial Calibration

DataAcq Meth : V8260

Internal Standards	R.T.	QIon	Response	Conc	Units	Dev (Min)
1) Fluorobenzene (IS)	12.84	96	564160	25.00000	ppb	0.00
55) Chlorobenzene-D5 (IS)	18.03	117	384000	25.00000	ppb	0.00
71) 1,4-Dichlorobenzene-D (IS)	22.24	152	199104	25.00000	ppb	0.00
System Monitoring Compounds						
33) Dibromofluoromethane(S)	11.43	111	15067	1.00257	ppb	0.00
Spiked Amount	25.097		Recovery	=	3.996%	
38) 1,2-DCA-D4(S)	12.23	65	15649	1.16976	ppb	0.00
Spiked Amount	24.225		Recovery	=	4.830%	
56) Toluene-D8(S)	15.51	98	57480	1.06384	ppb	0.01
Spiked Amount	25.808		Recovery	=	4.123%	
64) 4-Bromofluorobenzene(S)	20.10	95	19938	1.02988	ppb	0.00
Spiked Amount	25.459		Recovery	=	4.046%	
Target Compounds						
2) Dichlorodifluoromethane	4.07	85	10824	0.52075	ppb	95
3) Freon 114	4.33	85	6172	0.47412	ppb	98
4) Chloromethane	4.55	50	13218	0.51317	ppb	# 72
5) Vinyl chloride	4.81	62	9283	0.53880	ppb	# 69
6) 1,3-Butadiene	4.79	54	547	11.36033	ppb	97
7) Bromomethane	5.73	94	6059	0.48447	ppb	87
8) Chloroethane	5.91	64	8441	0.59313	ppb	# 74
9) Dichlorofluoromethane	6.02	67	21197	0.53871	ppb	# 80
10) Trichlorofluoromethane	6.51	101	10617	0.45468	ppb	86
11) Acetonitrile	7.65	41	17187	27.80953	ug/l	100
12) Acrolein	7.15	56	7488	26.47690	ppb	95
13) Acetone	7.29	43	5599	3.46393	ppb	93
14) Freon-113	7.43	101	3032	-0.91166	ppb	# 70
15) 1,1-DCE	7.68	96	9367	0.58157	ppb	86
16) t-Butanol	7.75	59	1553	20.30572	ppb	100
17) Methyl Acetate	8.18	43	6610	0.76232	ppb	# 81
18) Iodomethane	8.16	142	1888	3.95744	ppb	# 59
19) Acrylonitrile	8.56	53	526	-0.07185	ppb	# 71
20) Methylene chloride	8.48	84	9369	0.60986	ppb	86
21) Carbon disulfide	8.56	76	8089	0.51688	ppb	94
22) Methyl t-butyl ether (MtBE)	8.89	73	12097	0.49691	ppb	93
23) Trans-1,2-DCE	9.08	96	10320	0.62725	ppb	75
24) Diisopropyl Ether	9.74	45	26624	0.49469	ppb	# 77
25) 1,1-DCA	9.79	63	15171	0.47532	ppb	# 86
26) Vinyl Acetate	9.43	43	11823	-0.17906	ppb	# 82
27) Ethyl tert Butyl Ether	10.44	59	17474	0.47557	ppb	99
28) MEK (2-Butanone)	10.44	43	6392	0.38220	ppb	# 76
29) Cis-1,2-DCE	10.81	96	11141	0.58022	ppb	# 62
30) 2,2-Dichloropropane	10.83	77	12554	0.54909	ppb	96
31) Chloroform	11.09	83	15337	0.49949	ppb	92
32) Bromochloromethane	11.30	128	2576	0.48189	ppb	# 33
34) 1,1,1-TCA	11.83	97	13833	0.49538	ppb	# 82
35) Cyclohexane	11.99	56	15403	0.59245	ppb	78
36) 1,1-Dichloropropene	12.10	75	11774	0.49209	ppb	# 84
37) 2,2,4-Trimethylpentane	12.18	57	50886	0.23590	ppb	93
39) Carbon Tetrachloride	12.29	117	8982	0.46713	ppb	86

(#) = qualifier out of range (m) = manual integration

Data File : M:\CHICO\DATA\C111030\1030C16W.D
 Acq On : 31 Oct 11 00:11
 Sample : Voc Std 10-30-11@0.5ug/L
 Misc : Water 10mLw/ IS:10-30-11

Vial: 1
 Operator: STC
 Inst : Chico
 Multiplr: 1.00

Quant Time: Dec 2 11:19 2011

Quant Results File: CALLW.RES

Quant Method : M:\CHICO\DATA\C111030\CALLW.M (RTE Integrator)
 Title : METHOD 8260
 Last Update : Fri Dec 02 11:18:49 2011
 Response via : Initial Calibration
 DataAcq Meth : V8260

Compound	R.T.	QIon	Response	Conc	Unit	Qvalue	
40) Tert Amyl Methyl Ether	12.34	73	15291	0.55657	ppb	#	82
41) 1,2-DCA	12.36	62	7266	0.46101	ppb		99
42) Benzene	12.50	78	34203	0.49755	ppb	#	86
43) TCE	13.53	95	9675	0.50818	ppb	#	76
44) 2-Pentanone	13.21	43	103205	25.91480	ppb		91
45) 1,2-Dichloropropane	13.77	63	8115	0.51936	ppb		98
46) Bromodichloromethane	14.11	83	7962	0.44603	ppb	#	98
47) Methyl Cyclohexane	13.81	83	12697	0.57069	ppb		99
48) Dibromomethane	14.16	93	3011	0.48185	ppb	#	68
49) 2-Chloroethyl vinyl ether	14.58	63	1634	0.41135	ppb	#	59
50) 1-Bromo-2-chloroethane	14.88	63	6436	0.48274	ppb	#	66
51) Cis-1,3-Dichloropropene	15.00	75	7471	0.43891	ppb	#	75
52) Toluene	15.63	91	34808	0.51338	ppb		87
53) Trans-1,3-Dichloropropene	15.80	75	6124	0.49974	ppb	#	83
54) 1,1,2-TCA	16.08	83	3198	0.48419	ppb	#	78
57) 1,2-EDB	17.33	107	3029	0.41446	ppb	#	80
58) Tetrachloroethene	16.78	164	11617	0.58843	ppb		81
59) 1-Chlorohexane	17.70	91	11679	0.51371	ppb		93
60) 1,1,1,2-Tetrachloroethane	18.16	131	5373	0.43472	ppb		80
61) m&p-Xylene	18.36	106	28523	0.97798	ppb		92
62) o-Xylene	19.10	106	14161	0.50486	ppb		88
63) Styrene	19.13	104	20171	0.47643	ppb		89
65) 2-Hexanone	16.11	43	2059	0.58599	ppb	#	78
66) 1,3-Dichloropropane	16.50	76	7249	0.50300	ppb		84
67) Dibromochloromethane	16.95	129	3807	0.40465	ppb		74
68) Chlorobenzene	18.11	112	20370	0.48823	ppb	#	81
69) Ethylbenzene	18.21	91	37896	0.48777	ppb		98
70) Bromoform	19.62	173	1156	1.34654	ppb	#	37
72) MIBK (methyl isobutyl keto)	14.67	43	3016	0.53285	ppb	#	51
73) Isopropylbenzene	19.73	105	35995	0.49881	ppb		90
74) 1,1,2,2-Tetrachloroethane	19.89	83	2684	0.44432	ppb	#	86
75) 1,2,3-Trichloropropane	20.15	110	430	0.71972	ppb	#	57
76) t-1,4-Dichloro-2-Butene	20.21	53	1066	0.77827	ppb	#	42
77) Bromobenzene	20.47	156	9129	0.54844	ppb	#	86
78) n-Propylbenzene	20.44	91	42985	0.49932	ppb		89
79) 4-Ethyltoluene	20.63	105	29592	0.49673	ppb		84
80) 2-Chlorotoluene	20.73	91	31711	0.55619	ppb	#	79
81) 1,3,5-Trimethylbenzene	20.71	105	29710	0.50692	ppb		88
82) 4-Chlorotoluene	20.82	91	23555	0.47979	ppb		86
83) Tert-Butylbenzene	21.36	119	33054	0.52092	ppb		95
84) 1,2,4-Trimethylbenzene	21.41	105	32321	0.52802	ppb	#	68
85) Sec-Butylbenzene	21.76	105	36729	0.48267	ppb		87
86) p-Isopropyltoluene	22.00	119	32111	0.49266	ppb		93
87) Benzyl Chloride	22.43	91	4589	0.53039	ppb		91
88) 1,3-DCB	22.11	146	17221	0.50589	ppb	#	84
89) 1,4-DCB	22.29	146	15280	0.48363	ppb		95
90) Hexachloroethane	23.59	117	1692	2.09850	ppb	#	60
91) n-Butylbenzene	22.70	91	30355	0.53395	ppb		90
92) 1,2-DCB	22.92	146	13282	0.49053	ppb		92
93) 1,2-Dibromo-3-chloropropan	24.16	155	468	1.71132	ppb	#	1
94) 1,2,4-Trichlorobenzene	25.58	180	11120	0.56675	ppb		82

(#) = qualifier out of range (m) = manual integration

1030C16W.D CALLW.M Fri Dec 02 11:20:45 2011

Data File : M:\CHICO\DATA\C111030\1030C16W.D Vial: 1
Acq On : 31 Oct 11 00:11 Operator: STC
Sample : Voc Std 10-30-11@0.5ug/L Inst : Chico
Misc : Water 10mLw/ IS:10-30-11 Multiplr: 1.00

Quant Time: Dec 2 11:19 2011

Quant Results File: CALLW.RES

Quant Method : M:\CHICO\DATA\C111030\CALLW.M (RTE Integrator)
Title : METHOD 8260
Last Update : Fri Dec 02 11:18:49 2011
Response via : Initial Calibration
DataAcq Meth : V8260

Compound	R.T.	QIon	Response	Conc	Unit	Qvalue	
95) Hexachlorobutadiene	25.83	223	2317	0.64998	ppb	#	59
96) Naphthalene	25.93	128	13003	0.53713	ppb	#	92
97) 1,2,3-Trichlorobenzene	26.30	180	7873	0.53048	ppb	#	70


Data File : M:\CHICO\DATA\C111030\1030C16W.D
 Acq On : 31 Oct 11 00:11
 Sample : Voc Std 10-30-11@0.5ug/L
 Misc : Water 10mLw/ IS:10-30-11

Vial: 1
 Operator: STC
 Inst : Chico
 Multiplr: 1.00

Quant Time: Dec 2 11:19 2011

Quant Results File: CALLW.RES

Method : M:\CHICO\DATA\C111030\CALLW.M (RTE Integrator)
 Title : METHOD 8260
 Last Update : Fri Dec 02 11:18:49 2011
 Response via : Initial Calibration



Data File : M:\CHICO\DATA\C111030\1030C17W.D
 Acq On : 31 Oct 11 00:54
 Sample : Voc Std 10-30-11@1.0ug/L
 Misc : Water 10mLw/ IS:10-30-11

Vial: 1
 Operator: STC
 Inst : Chico
 Multiplr: 1.00

Quant Time: Dec 2 11:19 2011

Quant Results File: CALLW.RES

Quant Method : M:\CHICO\DATA\C111030\CALLW.M (RTE Integrator)
 Title : METHOD 8260
 Last Update : Fri Dec 02 11:18:49 2011
 Response via : Initial Calibration
 DataAcq Meth : V8260

Internal Standards	R.T.	QIon	Response	Conc	Units	Dev(Min)
1) Fluorobenzene (IS)	12.84	96	539200	25.00000	ppb	0.00
55) Chlorobenzene-D5 (IS)	18.03	117	383872	25.00000	ppb	0.00
71) 1,4-Dichlorobenzene-D (IS)	22.24	152	197760	25.00000	ppb	0.00
System Monitoring Compounds						
33) Dibromofluoromethane(S)	11.42	111	29134	2.02833	ppb	0.00
Spiked Amount	25.097		Recovery	=	8.081%	
38) 1,2-DCA-D4(S)	12.22	65	27452	2.14703	ppb	0.00
Spiked Amount	24.225		Recovery	=	8.863%	
56) Toluene-D8(S)	15.50	98	110307	2.04225	ppb	0.00
Spiked Amount	25.808		Recovery	=	7.912%	
64) 4-Bromofluorobenzene(S)	20.11	95	40278	2.08121	ppb	0.00
Spiked Amount	25.459		Recovery	=	8.174%	
Target Compounds						
2) Dichlorodifluoromethane	4.07	85	20878	1.05095	ppb	# 77
3) Freon 114	4.34	85	13301	1.06904	ppb	79
4) Chloromethane	4.55	50	26727	1.08568	ppb	96
5) Vinyl chloride	4.82	62	20250	1.22976	ppb	92
6) 1,3-Butadiene	4.82	54	298	6.47548	ppb	# 63
7) Bromomethane	5.73	94	10639	0.89005	ppb	88
8) Chloroethane	5.91	64	16785	1.23404	ppb	95
9) Dichlorofluoromethane	6.01	67	40917	1.08801	ppb	99
10) Trichlorofluoromethane	6.54	101	22833	1.02311	ppb	# 73
11) Acetonitrile	7.65	41	29961	50.72269	ug/l	100
12) Acrolein	7.16	56	13727	50.78428	ppb	87
13) Acetone	7.28	43	5913	3.82754	ppb	# 80
14) Freon-113	7.47	101	14321	0.06398	ppb	# 85
15) 1,1-DCE	7.68	96	16287	1.05802	ppb	# 61
16) t-Butanol	7.76	59	3312	45.30953	ppb	93
17) Methyl Acetate	8.19	43	8892	1.35363	ppb	91
18) Iodomethane	8.17	142	3919	4.11599	ppb	# 77
19) Acrylonitrile	8.55	53	1511	0.54689	ppb	# 42
20) Methylene chloride	8.47	84	15404	1.04912	ppb	# 71
21) Carbon disulfide	8.56	76	15964	1.06731	ppb	97
22) Methyl t-butyl ether (MtBE)	8.89	73	24721	1.06247	ppb	# 90
23) Trans-1,2-DCE	9.10	96	18800	1.19557	ppb	# 91
24) Diisopropyl Ether	9.75	45	53157	1.03341	ppb	96
25) 1,1-DCA	9.78	63	31252	1.02448	ppb	# 91
26) Vinyl Acetate	9.41	43	15155	0.28793	ppb	# 78
27) Ethyl tert Butyl Ether	10.44	59	34422	0.98019	ppb	99
28) MEK (2-Butanone)	10.44	43	9896	1.04178	ppb	# 90
29) Cis-1,2-DCE	10.81	96	18355	1.00018	ppb	79
30) 2,2-Dichloropropane	10.81	77	21461	0.98211	ppb	96
31) Chloroform	11.09	83	29160	0.99364	ppb	95
32) Bromochloromethane	11.32	128	5916	1.15793	ppb	90
34) 1,1,1-TCA	11.83	97	27369	1.02550	ppb	88
35) Cyclohexane	12.00	56	26209	1.05474	ppb	95
36) 1,1-Dichloropropene	12.09	75	26709	1.16796	ppb	# 85
37) 2,2,4-Trimethylpentane	12.17	57	63801	0.66906	ppb	93
39) Carbon Tetrachloride	12.29	117	16287	0.88625	ppb	97

(#) = qualifier out of range (m) = manual integration

Data File : M:\CHICO\DATA\C111030\1030C17W.D
 Acq On : 31 Oct 11 00:54
 Sample : Voc Std 10-30-11@1.0ug/L
 Misc : Water 10mLw/ IS:10-30-11

Vial: 1
 Operator: STC
 Inst : Chico
 Multiplr: 1.00

Quant Time: Dec 2 11:19 2011

Quant Results File: CALLW.RES

Quant Method : M:\CHICO\DATA\C111030\CALLW.M (RTE Integrator)

Title : METHOD 8260
 Last Update : Fri Dec 02 11:18:49 2011
 Response via : Initial Calibration
 DataAcq Meth : V8260

Compound	R.T.	QIon	Response	Conc	Unit	Qvalue
40) Tert Amyl Methyl Ether	12.35	73	26700	1.01682	ppb	98
41) 1,2-DCA	12.38	62	14649	0.97246	ppb #	86
42) Benzene	12.49	78	69760	1.06177	ppb #	93
43) TCE	13.53	95	19974	1.09770	ppb	87
44) 2-Pentanone	13.20	43	182845	48.03774	ppb	99
45) 1,2-Dichloropropane	13.77	63	16180	1.08346	ppb	97
46) Bromodichloromethane	14.12	83	17574	1.03007	ppb #	98
47) Methyl Cyclohexane	13.82	83	20818	0.97903	ppb	89
48) Dibromomethane	14.16	93	6074	1.01701	ppb #	71
49) 2-Chloroethyl vinyl ether	14.58	63	3448	0.90821	ppb	94
50) 1-Bromo-2-chloroethane	14.88	63	12639	0.99189	ppb #	62
51) Cis-1,3-Dichloropropene	15.01	75	16679	1.02522	ppb	86
52) Toluene	15.63	91	63296	0.97675	ppb	83
53) Trans-1,3-Dichloropropene	15.81	75	10774	0.91989	ppb	92
54) 1,1,2-TCA	16.09	83	5625	0.89108	ppb	89
57) 1,2-EDB	17.32	107	6774	0.92719	ppb #	92
58) Tetrachloroethene	16.79	164	20256	1.02636	ppb	96
59) 1-Chlorohexane	17.70	91	22047	0.97009	ppb	95
60) 1,1,1,2-Tetrachloroethane	18.16	131	10874	0.88009	ppb	87
61) m&p-Xylene	18.35	106	56585	1.94079	ppb	87
62) o-Xylene	19.10	106	25167	0.89753	ppb	93
63) Styrene	19.12	104	40956	0.96769	ppb	88
65) 2-Hexanone	16.10	43	3038	0.86490	ppb #	70
66) 1,3-Dichloropropane	16.49	76	13620	0.94539	ppb	85
67) Dibromochloromethane	16.98	129	8452	0.89867	ppb #	59
68) Chlorobenzene	18.10	112	40045	0.96012	ppb	92
69) Ethylbenzene	18.22	91	77629	0.99952	ppb	96
70) Bromoform	19.64	173	2595	1.61154	ppb #	81
72) MIBK (methyl isobutyl keto)	14.66	43	6936	1.23373	ppb #	66
73) Isopropylbenzene	19.74	105	73566	1.02638	ppb #	82
74) 1,1,2,2-Tetrachloroethane	19.90	83	5631	0.93852	ppb	82
75) 1,2,3-Trichloropropane	20.15	110	1160	1.79904	ppb #	72
76) t-1,4-Dichloro-2-Butene	20.24	53	1095	0.80488	ppb #	13
77) Bromobenzene	20.48	156	16894	1.02183	ppb	83
78) n-Propylbenzene	20.44	91	88461	1.03456	ppb	99
79) 4-Ethyltoluene	20.64	105	60450	1.02161	ppb	93
80) 2-Chlorotoluene	20.73	91	57667	1.01832	ppb	95
81) 1,3,5-Trimethylbenzene	20.71	105	59903	1.02902	ppb	95
82) 4-Chlorotoluene	20.81	91	52108	1.06859	ppb	96
83) Tert-Butylbenzene	21.35	119	63199	1.00276	ppb	94
84) 1,2,4-Trimethylbenzene	21.42	105	63077	1.03747	ppb	94
85) Sec-Butylbenzene	21.76	105	75467	0.99848	ppb	94
86) p-Isopropyltoluene	21.99	119	62593	0.96686	ppb	95
87) Benzyl Chloride	22.43	91	7387	0.85958	ppb #	79
88) 1,3-DCB	22.14	146	33327	0.98569	ppb	96
89) 1,4-DCB	22.30	146	31510	1.00410	ppb	98
90) Hexachloroethane	23.60	117	5631	2.41666	ppb #	75
91) n-Butylbenzene	22.70	91	57562	1.01941	ppb	93
92) 1,2-DCB	22.92	146	25391	0.94412	ppb #	84
93) 1,2-Dibromo-3-chloropropan	24.15	155	691	1.91673	ppb #	73
94) 1,2,4-Trichlorobenzene	25.59	180	19884	1.02031	ppb	78

(#)=qualifier out of range (m)=manual integration

1030C17W.D CALLW.M Fri Dec 02 11:20:51 2011

Data File : M:\CHICO\DATA\C111030\1030C17W.D Vial: 1
 Acq On : 31 Oct 11 00:54 Operator: STC
 Sample : Voc Std 10-30-11@1.0ug/L Inst : Chico
 Misc : Water 10mLw/ IS:10-30-11 Multiplr: 1.00

Quant Time: Dec 2 11:19 2011 Quant Results File: CALLW.RES

Quant Method : M:\CHICO\DATA\C111030\CALLW.M (RTE Integrator)
 Title : METHOD 8260
 Last Update : Fri Dec 02 11:18:49 2011
 Response via : Initial Calibration
 DataAcq Meth : V8260

Compound	R.T.	QIon	Response	Conc	Unit	Qvalue
95) Hexachlorobutadiene	25.84	223	3387	0.95661	ppb	84
96) Naphthalene	25.94	128	24301	1.01065	ppb	97
97) 1,2,3-Trichlorobenzene	26.29	180	13947	0.94613	ppb	97

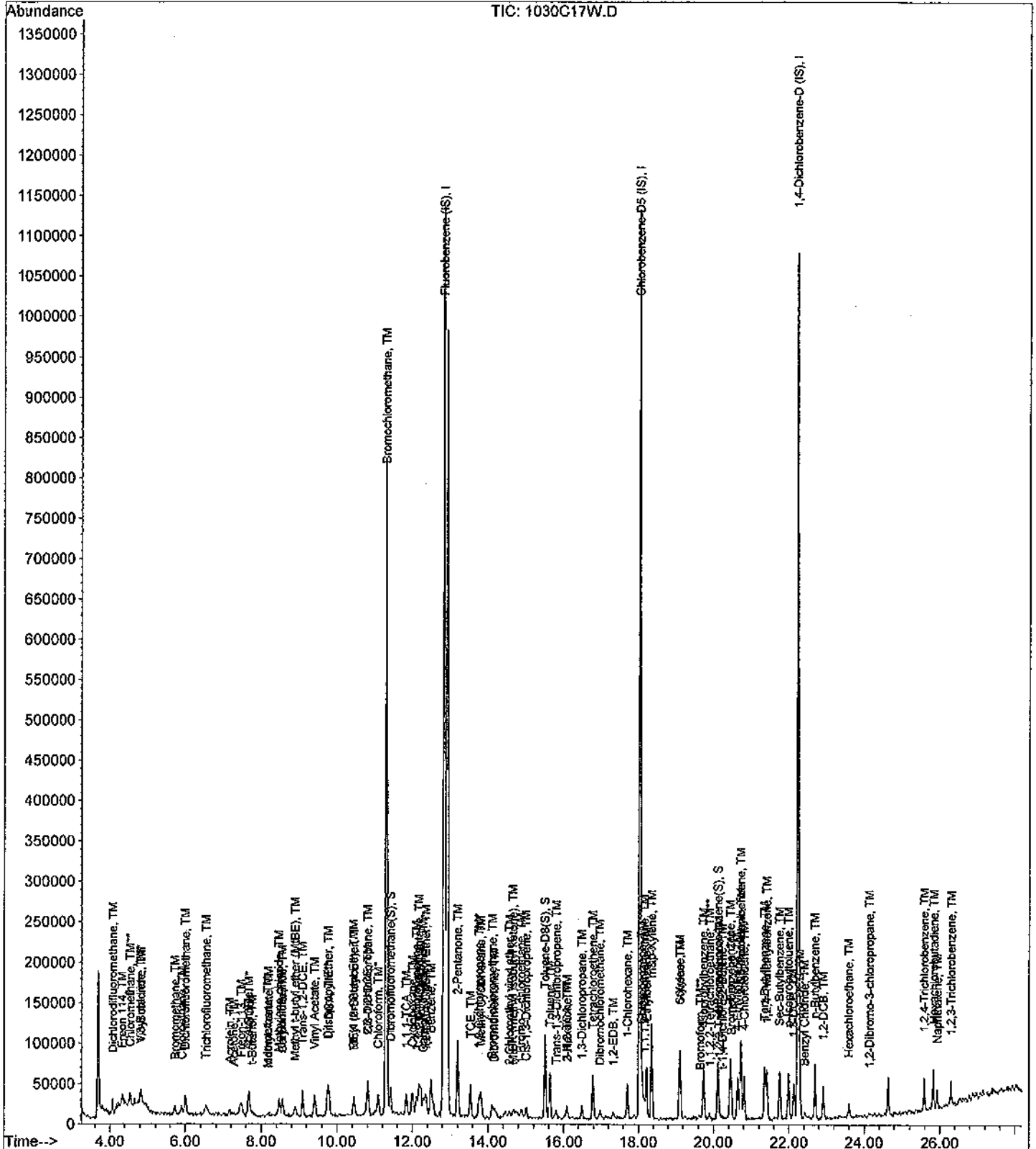
Data File : M:\CHICO\DATA\C111030\1030C17W.D
 Acq On : 31 Oct 11 00:54
 Sample : Voc Std 10-30-11@1.0ug/L
 Misc : Water 10mLw/ IS:10-30-11

Vial: 1
 Operator: STC
 Inst : Chico
 Multiplr: 1.00

Quant Time: Dec 2 11:19 2011

Quant Results File: CALLW.RES

Method : M:\CHICO\DATA\C111030\CALLW.M (RTE Integrator)
 Title : METHOD 8260
 Last Update : Fri Dec 02 11:18:49 2011
 Response via : Initial Calibration



Data File : M:\CHICO\DATA\C111030\1030C18W.D
 Acq On : 31 Oct 11 1:37
 Sample : Voc Std 10-30-11@2.0ug/L
 Misc : Water 10mLw/ IS:10-30-11

Vial: 1
 Operator: STC
 Inst : Chico
 Multiplr: 1.00

Quant Time: Dec 2 11:19 2011

Quant Results File: CALLW.RES

Quant Method : M:\CHICO\DATA\C111030\CALLW.M (RTE Integrator)

Title : METHOD 8260
 Last Update : Fri Dec 02 11:18:49 2011
 Response via : Initial Calibration
 DataAcq Meth : V8260

Internal Standards	R.T.	QIon	Response	Conc	Units	Dev(Min)
1) Fluorobenzene (IS)	12.83	96	543693	25.00000	ppb	0.00
55) Chlorobenzene-D5 (IS)	18.04	117	392832	25.00000	ppb	0.00
71) 1,4-Dichlorobenzene-D (IS)	22.24	152	191296	25.00000	ppb	0.00
System Monitoring Compounds						
33) Dibromofluoromethane(S)	11.42	111	60078	4.14811	ppb	0.00
Spiked Amount	25.097		Recovery	=	16.528%	
38) 1,2-DCA-D4(S)	12.22	65	54589	4.23414	ppb	0.00
Spiked Amount	24.225		Recovery	=	17.478%	
56) Toluene-D8(S)	15.50	98	219343	3.96834	ppb	0.00
Spiked Amount	25.808		Recovery	=	15.375%	
64) 4-Bromofluorobenzene(S)	20.11	95	76951	3.88546	ppb	0.00
Spiked Amount	25.459		Recovery	=	15.260%	
Target Compounds						
2) Dichlorodifluoromethane	4.07	85	36846	1.83942	ppb	95
3) Freon 114	4.32	85	25225	2.01066	ppb	95
4) Chloromethane	4.55	50	51493	2.07441	ppb	100
5) Vinyl chloride	4.81	62	31638	1.90546	ppb	92
6) 1,3-Butadiene	4.84	54	317	6.83143	ppb	# 82
7) Bromomethane	5.71	94	28199	2.33962	ppb	74
8) Chloroethane	5.92	64	27665	2.01714	ppb	90
9) Dichlorofluoromethane	6.00	67	80153	2.11371	ppb	99
10) Trichlorofluoromethane	6.54	101	46217	2.05380	ppb	88
11) Acetonitrile	7.66	41	44013	73.89637	ug/l	100
12) Acrolein	7.16	56	19054	69.90947	ppb	98
13) Acetone	7.27	43	7499	4.81405	ppb	# 42
14) Freon-113	7.46	101	27051	1.13214	ppb	88
15) 1,1-DCE	7.68	96	30774	1.98259	ppb	95
16) t-Butanol	7.77	59	6037	81.90616	ppb	# 90
17) Methyl Acetate	8.19	43	14018	2.50439	ppb	92
18) Iodomethane	8.16	142	9850	4.55459	ppb	# 90
19) Acrylonitrile	8.55	53	4257	2.21042	ppb	# 19
20) Methylene chloride	8.48	84	31366	2.11859	ppb	85
21) Carbon disulfide	8.57	76	31256	2.07243	ppb	98
22) Methyl t-butyl ether (MtBE)	8.91	73	49153	2.09506	ppb	96
23) Trans-1,2-DCE	9.10	96	38306	2.41590	ppb	94
24) Diisopropyl Ether	9.76	45	107058	2.06409	ppb	95
25) 1,1-DCA	9.80	63	63745	2.07237	ppb	98
26) Vinyl Acetate	9.41	43	25227	1.48278	ppb	94
27) Ethyl tert Butyl Ether	10.45	59	76607	2.16342	ppb	92
28) MEK (2-Butanone)	10.43	43	15669	2.02476	ppb	99
29) Cis-1,2-DCE	10.80	96	37483	2.02559	ppb	88
30) 2,2-Dichloropropane	10.81	77	45572	2.06826	ppb	95
31) Chloroform	11.08	83	60802	2.05473	ppb	96
32) Bromochloromethane	11.31	128	10121	1.96459	ppb	82
34) 1,1,1-TCA	11.83	97	53989	2.00623	ppb	93
35) Cyclohexane	12.00	56	52880	2.11050	ppb	95
36) 1,1-Dichloropropene	12.11	75	46149	2.00137	ppb	96
37) 2,2,4-Trimethylpentane	12.19	57	95598	1.55463	ppb	92
39) Carbon Tetrachloride	12.30	117	36525	1.97107	ppb	97

(#) = qualifier out of range (m) = manual integration

1030C18W.D CALLW.M Fri Dec 02 11:20:57 2011

Data File : M:\CHICO\DATA\C111030\1030C18W.D Vial: 1
 Acq On : 31 Oct 11 1:37 Operator: STC
 Sample : Voc Std 10-30-11@2.0ug/L Inst : Chico
 Misc : Water 10mLw/ IS:10-30-11 Multiplr: 1.00

Quant Time: Dec 2 11:19 2011

Quant Results File: CALLW.RES

Quant Method : M:\CHICO\DATA\C111030\CALLW.M (RTE Integrator)
 Title : METHOD 8260
 Last Update : Fri Dec 02 11:18:49 2011
 Response via : Initial Calibration
 DataAcq Meth : V8260

Compound	R.T.	QIon	Response	Conc	Unit	Qvalue	
40) Tert Amyl Methyl Ether	12.36	73	55233	2.08607	ppb	#	90
41) 1,2-DCA	12.38	62	31308	2.06118	ppb	#	89
42) Benzene	12.50	78	136536	2.06095	ppb		98
43) TCE	13.53	95	39821	2.17034	ppb		94
44) 2-Pentanone	13.20	43	299963	78.15618	ppb		98
45) 1,2-Dichloropropane	13.76	63	28619	1.90057	ppb		96
46) Bromodichloromethane	14.11	83	33573	1.95155	ppb		94
47) Methyl Cyclohexane	13.82	83	40581	1.89267	ppb		83
48) Dibromomethane	14.18	93	12379	2.05557	ppb		85
49) 2-Chloroethyl vinyl ether	14.57	63	8433	2.20290	ppb	#	78
50) 1-Bromo-2-chloroethane	14.88	63	26134	2.03401	ppb	#	77
51) Cis-1,3-Dichloropropene	15.00	75	32272	1.96729	ppb		92
52) Toluene	15.64	91	132018	2.02040	ppb		99
53) Trans-1,3-Dichloropropene	15.80	75	23617	1.99976	ppb		93
54) 1,1,2-TCA	16.07	83	13091	2.05665	ppb		90
57) 1,2-EDB	17.33	107	13384	1.79015	ppb	#	92
58) Tetrachloroethene	16.79	164	40109	1.98595	ppb		92
59) 1-Chlorohexane	17.70	91	46192	1.98613	ppb		96
60) 1,1,1,2-Tetrachloroethane	18.15	131	23520	1.86019	ppb		89
61) m&p-Xylene	18.36	106	110324	3.69766	ppb		95
62) o-Xylene	19.09	106	52936	1.84480	ppb		88
63) Styrene	19.12	104	82149	1.89672	ppb		97
65) 2-Hexanone	16.12	43	7490	2.08373	ppb		85
66) 1,3-Dichloropropane	16.50	76	29140	1.97652	ppb		91
67) Dibromochloromethane	16.96	129	16360	1.69982	ppb		100
68) Chlorobenzene	18.11	112	79768	1.86890	ppb		98
69) Ethylbenzene	18.21	91	149915	1.88621	ppb		93
70) Bromoform	19.64	173	6510	2.30500	ppb	#	44
72) MIBK (methyl isobutyl keto)	14.67	43	12611	2.31897	ppb	#	76
73) Isopropylbenzene	19.73	105	142568	2.05630	ppb		95
74) 1,1,2,2-Tetrachloroethane	19.90	83	12016	2.07037	ppb	#	84
75) 1,2,3-Trichloropropane	20.16	110	1264	2.01509	ppb	#	74
76) t-1,4-Dichloro-2-Butene	20.21	53	2422	1.84044	ppb	#	55
77) Bromobenzene	20.48	156	33262	2.07982	ppb		93
78) n-Propylbenzene	20.45	91	180141	2.17796	ppb		94
79) 4-Ethyltoluene	20.64	105	114833	2.00627	ppb		95
80) 2-Chlorotoluene	20.74	91	114105	2.08302	ppb		94
81) 1,3,5-Trimethylbenzene	20.72	105	116458	2.06813	ppb		96
82) 4-Chlorotoluene	20.81	91	100754	2.13600	ppb		94
83) Tert-Butylbenzene	21.36	119	127189	2.08627	ppb		98
84) 1,2,4-Trimethylbenzene	21.41	105	117571	1.99911	ppb		93
85) Sec-Butylbenzene	21.75	105	153012	2.09286	ppb		92
86) p-Isopropyltoluene	21.99	119	133490	2.13166	ppb		95
87) Benzyl Chloride	22.42	91	15798	1.90043	ppb	#	85
88) 1,3-DCB	22.13	146	68550	2.09596	ppb		97
89) 1,4-DCB	22.29	146	62433	2.05672	ppb		94
90) Hexachloroethane	23.60	117	11613	2.93003	ppb		93
91) n-Butylbenzene	22.70	91	110023	2.01433	ppb		97
92) 1,2-DCB	22.93	146	54129	2.08070	ppb		92
93) 1,2-Dibromo-3-chloropropan	24.14	155	1335	2.54260	ppb		84
94) 1,2,4-Trichlorobenzene	25.58	180	37932	2.01219	ppb		89

(#) = qualifier out of range (m) = manual integration

Data File : M:\CHICO\DATA\C111030\1030C18W.D Vial: 1
 Acq On : 31 Oct 11 1:37 Operator: STC
 Sample : Voc Std 10-30-11@2.0ug/L Inst : Chico
 Misc : Water 10mLw/ IS:10-30-11 Multiplr: 1.00

Quant Time: Dec 2 11:19 2011 Quant Results File: CALLW.RES

Quant Method : M:\CHICO\DATA\C111030\CALLW.M (RTE Integrator)
 Title : METHOD 8260
 Last Update : Fri Dec 02 11:18:49 2011
 Response via : Initial Calibration
 DataAcq Meth : V8260

Compound	R.T.	QIon	Response	Conc	Unit	Qvalue
95) Hexachlorobutadiene	25.84	223	6417	1.87363	ppb #	88
96) Naphthalene	25.93	128	46421	1.99582	ppb	98
97) 1,2,3-Trichlorobenzene	26.30	180	33171	2.32627	ppb	93


Data File : M:\CHICO\DATA\C111030\1030C18W.D
Acq On : 31 Oct 11 1:37
Sample : Voc Std 10-30-11@2.0ug/L
Misc : Water 10mLw/ IS:10-30-11

Vial: 1
Operator: STC
Inst : Chico
Multiplr: 1.00

Quant Time: Dec 2 11:19 2011

Quant Results File: CALLW.RES

Method : M:\CHICO\DATA\C111030\CALLW.M (RTE Integrator)
Title : METHOD 8260
Last Update : Fri Dec 02 11:18:49 2011
Response via : Initial Calibration



Data File : M:\CHICO\DATA\C111030\1030C19W.D Vial: 1
 Acq On : 31 Oct 11 2:20 Operator: STC
 Sample : Voc Std 10-30-11@5.0ug/L Inst : Chico
 Misc : Water 10mLw/ IS:10-30-11 Multiplr: 1.00

Quant Time: Dec 2 11:19 2011

Quant Results File: CALLW.RES

Quant Method : M:\CHICO\DATA\C111030\CALLW.M (RTE Integrator)
 Title : METHOD 8260
 Last Update : Fri Dec 02 11:18:49 2011
 Response via : Initial Calibration
 DataAcq Meth : V8260

Internal Standards	R.T.	QIon	Response	Conc	Units	Dev (Min)
1) Fluorobenzene (IS)	12.84	96	541888	25.00000	ppb	0.00
55) Chlorobenzene-D5 (IS)	18.03	117	369024	25.00000	ppb	0.00
71) 1,4-Dichlorobenzene-D (IS)	22.24	152	201600	25.00000	ppb	0.00
System Monitoring Compounds						
33) Dibromofluoromethane(S)	11.43	111	148052	10.25637	ppb	0.00
Spiked Amount	25.097		Recovery	=	40.865%	
38) 1,2-DCA-D4 (S)	12.23	65	131632	10.24391	ppb	0.00
Spiked Amount	24.225		Recovery	=	42.286%	
56) Toluene-D8 (S)	15.50	98	537545	10.35266	ppb	0.00
Spiked Amount	25.808		Recovery	=	40.115%	
64) 4-Bromofluorobenzene(S)	20.11	95	187725	10.09026	ppb	0.00
Spiked Amount	25.459		Recovery	=	39.632%	
Target Compounds						
2) Dichlorodifluoromethane	4.07	85	95693	4.79307	ppb	98
3) Freon 114	4.35	85	60331	4.82494	ppb	99
4) Chloromethane	4.55	50	115016	4.64888	ppb	98
5) Vinyl chloride	4.82	62	95476	5.76939	ppb	92
6) 1,3-Butadiene	4.78	54	267	5.77308	ppb	# 1
7) Bromomethane	5.73	94	55608	4.62906	ppb	89
8) Chloroethane	5.91	64	65920	4.82244	ppb	93
9) Dichlorofluoromethane	6.01	67	193619	5.12293	ppb	100
10) Trichlorofluoromethane	6.52	101	112493	5.01564	ppb	99
11) Acetonitrile	7.65	41	62470	105.23443	ug/l	100
12) Acrolein	7.15	56	26911	99.06583	ppb	94
13) Acetone	7.29	43	12573	8.09824	ppb	97
14) Freon-113	7.46	101	68643	4.67447	ppb	88
15) 1,1-DCE	7.67	96	76091	4.91843	ppb	89
16) t-Butanol	7.76	59	7217	98.24180	ppb	93
17) Methyl Acetate	8.19	43	20340	3.95990	ppb	95
18) Iodomethane	8.17	142	26092	5.76882	ppb	90
19) Acrylonitrile	8.56	53	8927	5.07063	ppb	92
20) Methylene chloride	8.48	84	71913	4.87349	ppb	94
21) Carbon disulfide	8.56	76	72344	4.81275	ppb	99
22) Methyl t-butyl ether (MtBE)	8.90	73	114808	4.90979	ppb	# 90
23) Trans-1,2-DCE	9.10	96	89303	5.65097	ppb	95
24) Diisopropyl Ether	9.75	45	260084	5.03115	ppb	91
25) 1,1-DCA	9.79	63	163680	5.33900	ppb	96
26) Vinyl Acetate	9.42	43	54231	4.98892	ppb	# 79
27) Ethyl tert Butyl Ether	10.44	59	180946	5.12702	ppb	98
28) MEK (2-Butanone)	10.43	43	31144	4.71582	ppb	# 87
29) Cis-1,2-DCE	10.82	96	90101	4.88531	ppb	94
30) 2,2-Dichloropropane	10.82	77	110498	5.03159	ppb	99
31) Chloroform	11.10	83	153864	5.21698	ppb	100
32) Bromochloromethane	11.31	128	28344	5.52019	ppb	86
34) 1,1,1-TCA	11.84	97	133883	4.99165	ppb	96
35) Cyclohexane	12.00	56	119918	4.80199	ppb	98
36) 1,1-Dichloropropene	12.10	75	117037	5.09252	ppb	98
37) 2,2,4-Trimethylpentane	12.18	57	209064	4.78823	ppb	95
39) Carbon Tetrachloride	12.30	117	94473	5.11522	ppb	93

(#) = qualifier out of range (m) = manual integration

1030C19W.D CALLW.M Fri Dec 02 11:21:03 2011

Data File : M:\CHICO\DATA\C111030\1030C19W.D
 Acq On : 31 Oct 11 2:20
 Sample : Voc Std 10-30-11@5.0ug/L
 Misc : Water 10mLw/ IS:10-30-11

Vial: 1
 Operator: STC
 Inst : Chico
 Multiplr: 1.00

Quant Time: Dec 2 11:19 2011

Quant Results File: CALLW.RES

Quant Method : M:\CHICO\DATA\C111030\CALLW.M (RTE Integrator)
 Title : METHOD 8260
 Last Update : Fri Dec 02 11:18:49 2011
 Response via : Initial Calibration
 DataAcq Meth : V8260

Compound	R.T.	QIon	Response	Conc	Unit	Qvalue
40) Tert Amyl Methyl Ether	12.36	73	128972	4.88731	ppb	98
41) 1,2-DCA	12.38	62	76954	5.08320	ppb	98
42) Benzene	12.50	78	331433	5.01951	ppb	100
43) TCE	13.54	95	94771	5.18246	ppb	92
44) 2-Pentanone	13.20	43	389562	101.83954	ppb	98
45) 1,2-Dichloropropane	13.77	63	79197	5.27695	ppb	96
46) Bromodichloromethane	14.12	83	87445	5.09999	ppb	96
47) Methyl Cyclohexane	13.82	83	103751	4.85498	ppb	94
48) Dibromomethane	14.16	93	31588	5.26275	ppb	82
49) 2-Chloroethyl vinyl ether	14.58	63	20703	5.42613	ppb	# 92
50) 1-Bromo-2-chloroethane	14.88	63	66427	5.18724	ppb	82
51) Cis-1,3-Dichloropropene	15.01	75	82661	5.05577	ppb	98
52) Toluene	15.63	91	327752	5.03263	ppb	100
53) Trans-1,3-Dichloropropene	15.80	75	58149	4.94014	ppb	92
54) 1,1,2-TCA	16.08	83	31919	5.03132	ppb	92
57) 1,2-EDB	17.32	107	37026	5.27183	ppb	# 70
58) Tetrachloroethene	16.79	164	96522	5.08752	ppb	93
59) 1-Chlorohexane	17.70	91	112708	5.15879	ppb	93
60) 1,1,1,2-Tetrachloroethane	18.16	131	63531	5.34881	ppb	97
61) m&p-Xylene	18.36	106	280238	9.99854	ppb	95
62) o-Xylene	19.11	106	143606	5.32749	ppb	99
63) Styrene	19.12	104	215758	5.30297	ppb	96
65) 2-Hexanone	16.11	43	15947	4.72270	ppb	87
66) 1,3-Dichloropropane	16.50	76	70642	5.10067	ppb	92
67) Dibromochloromethane	16.97	129	44643	4.93770	ppb	89
68) Chlorobenzene	18.10	112	203928	5.08611	ppb	100
69) Ethylbenzene	18.22	91	385898	5.16857	ppb	100
70) Bromoform	19.63	173	18516	4.67993	ppb	89
72) MIBK (methyl isobutyl keto)	14.68	43	24562	4.28572	ppb	100
73) Isopropylbenzene	19.74	105	367532	5.03008	ppb	99
74) 1,1,2,2-Tetrachloroethane	19.90	83	28865	4.71928	ppb	# 80
75) 1,2,3-Trichloropropane	20.15	110	3527	5.18588	ppb	# 55
76) t-1,4-Dichloro-2-Butene	20.22	53	6664	4.80505	ppb	# 82
77) Bromobenzene	20.48	156	83579	4.95894	ppb	96
78) n-Propylbenzene	20.44	91	444891	5.10396	ppb	99
79) 4-Ethyltoluene	20.64	105	295868	4.90496	ppb	95
80) 2-Chlorotoluene	20.73	91	295014	5.11030	ppb	95
81) 1,3,5-Trimethylbenzene	20.71	105	303247	5.11000	ppb	98
82) 4-Chlorotoluene	20.82	91	244634	4.92119	ppb	94
83) Tert-Butylbenzene	21.36	119	322939	5.02640	ppb	96
84) 1,2,4-Trimethylbenzene	21.42	105	306527	4.94563	ppb	98
85) Sec-Butylbenzene	21.76	105	387689	5.03168	ppb	98
86) p-Isopropyltoluene	21.99	119	333281	5.05005	ppb	97
87) Benzyl Chloride	22.43	91	41624	4.75127	ppb	92
88) 1,3-DCB	22.14	146	173843	5.04369	ppb	91
89) 1,4-DCB	22.30	146	155968	4.87542	ppb	94
90) Hexachloroethane	23.60	117	36490	4.84597	ppb	81
91) n-Butylbenzene	22.70	91	281770	4.89505	ppb	94
92) 1,2-DCB	22.93	146	134998	4.92405	ppb	97
93) 1,2-Dibromo-3-chloropropan	24.14	155	4220	5.04887	ppb	94
94) 1,2,4-Trichlorobenzene	25.59	180	99085	4.98753	ppb	96

(#) = qualifier out of range (m) = manual integration

Data File : M:\CHICO\DATA\C111030\1030C19W.D Vial: 1
Acq On : 31 Oct 11 2:20 Operator: STC
Sample : Voc Std 10-30-11@5.0ug/L Inst : Chico
Misc : Water 10mLw/ IS:10-30-11 Multiplr: 1.00

Quant Time: Dec 2 11:19 2011

Quant Results File: CALLW.RES

Quant Method : M:\CHICO\DATA\C111030\CALLW.M (RTE Integrator)
Title : METHOD 8260
Last Update : Fri Dec 02 11:18:49 2011
Response via : Initial Calibration
DataAcq Meth : V8260

Compound	R.T.	QIon	Response	Conc	Unit	Qvalue
95) Hexachlorobutadiene	25.84	223	15832	4.38634	ppb	86
96) Naphthalene	25.94	128	114277	4.66210	ppb	98
97) 1,2,3-Trichlorobenzene	26.29	180	73429	4.88636	ppb	92

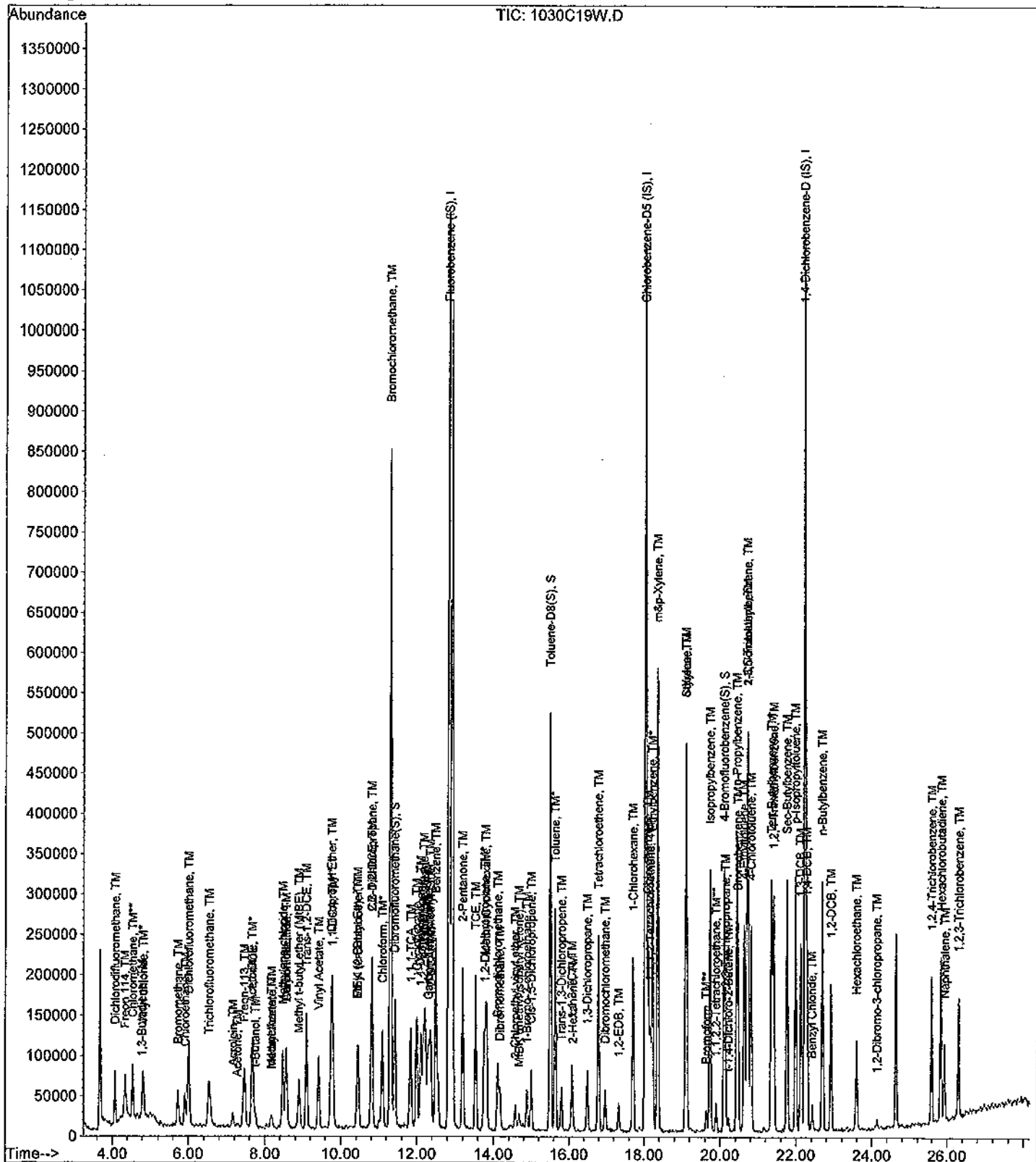
Data File : M:\CHICO\DATA\C111030\1030C19W.D
 Acq On : 31 Oct 11 2:20
 Sample : Voc Std 10-30-11@5.0ug/L
 Misc : Water 10mLw/ IS:10-30-11

Vial: 1
 Operator: STC
 Inst : Chico
 Multiplr: 1.00

Quant Time: Dec 2 11:19 2011

Quant Results File: CALLW.RES

Method : M:\CHICO\DATA\C111030\CALLW.M (RTE Integrator)
 Title : METHOD 8260
 Last Update : Fri Dec 02 11:18:49 2011
 Response via : Initial Calibration



Data File : M:\CHICO\DATA\C111030\1030C20W.D Vial: 1
 Acq On : 31 Oct 11 3:03 Operator: STC
 Sample : Voc Std 10-30-11@10ug/L Inst : Chico
 Misc : Water 10mLw/ IS:10-30-11 Multiplr: 1.00

Quant Time: Dec 2 11:19 2011

Quant Results File: CALLW.RES

Quant Method : M:\CHICO\DATA\C111030\CALLW.M (RTE Integrator)
 Title : METHOD 8260
 Last Update : Fri Dec 02 11:18:49 2011
 Response via : Initial Calibration
 DataAcq Meth : V8260

Internal Standards	R.T.	QIon	Response	Conc	Units	Dev(Min)
1) Fluorobenzene (IS)	12.84	96	556544	25.00000	ppb	0.00
55) Chlorobenzene-D5 (IS)	18.04	117	375296	25.00000	ppb	0.00
71) 1,4-Dichlorobenzene-D (IS)	22.24	152	203520	25.00000	ppb	0.00
System Monitoring Compounds						
33) Dibromofluoromethane (S)	11.43	111	379665	25.60885	ppb	0.00
Spiked Amount	25.097		Recovery	=	102.039%	
38) 1,2-DCA-D4 (S)	12.23	65	325575	24.66979	ppb	0.00
Spiked Amount	24.225		Recovery	=	101.836%	
56) Toluene-D8 (S)	15.50	98	1312175	24.84903	ppb	0.00
Spiked Amount	25.808		Recovery	=	96.283%	
64) 4-Bromofluorobenzene (S)	20.11	95	480879	25.41539	ppb	0.00
Spiked Amount	25.459		Recovery	=	99.825%	
Target Compounds						
						Qvalue
2) Dichlorodifluoromethane	4.07	85	203737	9.93605	ppb	100
3) Freon 114	4.33	85	139352	10.85112	ppb	100
4) Chloromethane	4.55	50	239697	9.43328	ppb	100
5) Vinyl chloride	4.82	62	177123	10.42127	ppb	100
6) 1,3-Butadiene	4.83	54	475	10.00000	ppb	100
7) Bromomethane	5.73	94	118673	9.61873	ppb	100
8) Chloroethane	5.91	64	132559	9.44211	ppb	100
9) Dichlorofluoromethane	6.01	67	384006	9.89278	ppb	100
10) Trichlorofluoromethane	6.53	101	230965	10.02667	ppb	100
11) Acetonitrile	7.65	41	74340	121.93234	ug/l	100
12) Acrolein	7.16	56	32973	118.18505	ppb	100
13) Acetone	7.28	43	21604	13.54865	ppb	100
14) Freon-113	7.47	101	140200	10.44199	ppb	100
15) 1,1-DCE	7.68	96	152367	9.58945	ppb	100
16) t-Butanol	7.77	59	9738	129.06824	ppb	100
17) Methyl Acetate	8.19	43	49512	10.32908	ppb	100
18) Iodomethane	8.16	142	66421	8.64718	ppb	100
19) Acrylonitrile	8.56	53	18948	10.88495	ppb	100
20) Methylene chloride	8.47	84	148076	9.77073	ppb	100
21) Carbon disulfide	8.56	76	151616	9.82077	ppb	100
22) Methyl t-butyl ether (MtBE)	8.89	73	244998	10.20148	ppb	100
23) Trans-1,2-DCE	9.10	96	182548	11.24718	ppb	100
24) Diisopropyl Ether	9.76	45	539900	10.16896	ppb	100
25) 1,1-DCA	9.79	63	326209	10.36025	ppb	100
26) Vinyl Acetate	9.42	43	98410	10.00173	ppb	100
27) Ethyl tert Butyl Ether	10.45	59	389708	10.75141	ppb	100
28) MEK (2-Butanone)	10.44	43	65986	10.45330	ppb	100
29) Cis-1,2-DCE	10.82	96	187720	9.91021	ppb	100
30) 2,2-Dichloropropane	10.81	77	219771	9.74386	ppb	100
31) Chloroform	11.09	83	311468	10.28266	ppb	100
32) Bromochloromethane	11.32	128	54568	10.34763	ppb	100
34) 1,1,1-TCA	11.84	97	285282	10.35627	ppb	100
35) Cyclohexane	12.00	56	254779	9.93369	ppb	100
36) 1,1-Dichloropropene	12.11	75	236871	10.03533	ppb	100
37) 2,2,4-Trimethylpentane	12.18	57	404324	10.03470	ppb	100
39) Carbon Tetrachloride	12.31	117	201043	10.59877	ppb	100

(#) = qualifier out of range (m) = manual integration

1030C20W.D CALLW.M Fri Dec 02 11:21:09 2011

Data File : M:\CHICO\DATA\C111030\1030C20W.D
 Acq On : 31 Oct 11 3:03
 Sample : Voc Std 10-30-11@10ug/L
 Misc : Water 10mLw/ IS:10-30-11

Vial: 1
 Operator: STC
 Inst : Chico
 Multiplr: 1.00

Quant Time: Dec 2 11:19 2011

Quant Results File: CALLW.RES

Quant Method : M:\CHICO\DATA\C111030\CALLW.M (RTE Integrator)
 Title : METHOD 8260
 Last Update : Fri Dec 02 11:18:49 2011
 Response via : Initial Calibration
 DataAcq Meth : V8260

Compound	R.T.	QIon	Response	Conc	Unit	Qvalue
40) Tert Amyl Methyl Ether	12.34	73	277234	10.22896	ppb	100
41) 1,2-DCA	12.38	62	162875	10.47539	ppb	100
42) Benzene	12.50	78	685232	10.10446	ppb	100
43) TCE	13.53	95	193489	10.30213	ppb	100
44) 2-Pentanone	13.20	43	514551	130.97195	ppb	100
45) 1,2-Dichloropropane	13.77	63	160165	10.39087	ppb	100
46) Bromodichloromethane	14.11	83	192788	10.94774	ppb	100
47) Methyl Cyclohexane	13.81	83	223185	10.16882	ppb	100
48) Dibromomethane	14.17	93	67961	11.02453	ppb	100
49) 2-Chloroethyl vinyl ether	14.58	63	41287	10.53611	ppb	100
50) 1-Bromo-2-chloroethane	14.89	63	134227	10.20568	ppb	100
51) Cis-1,3-Dichloropropene	15.00	75	178053	10.60342	ppb	100
52) Toluene	15.63	91	682617	10.20555	ppb	100
53) Trans-1,3-Dichloropropene	15.80	75	130192	10.76940	ppb	100
54) 1,1,2-TCA	16.08	83	73187	11.23251	ppb	100
57) 1,2-EDB	17.33	107	76477	10.70696	ppb	100
58) Tetrachloroethene	16.79	164	188693	9.77949	ppb	100
59) 1-Chlorohexane	17.70	91	223919	10.07778	ppb	100
60) 1,1,1,2-Tetrachloroethane	18.16	131	136098	11.26688	ppb	100
61) m&p-Xylene	18.36	106	573288	20.11236	ppb	100
62) o-Xylene	19.11	106	288268	10.51543	ppb	100
63) Styrene	19.13	104	435830	10.53295	ppb	100
65) 2-Hexanone	16.11	43	35479	10.33151	ppb	100
66) 1,3-Dichloropropane	16.49	76	155699	11.05429	ppb	100
67) Dibromochloromethane	16.98	129	100610	10.94190	ppb	100
68) Chlorobenzene	18.11	112	417306	10.23397	ppb	100
69) Ethylbenzene	18.22	91	783451	10.31788	ppb	100
70) Bromoform	19.64	173	44444	9.50336	ppb	100
72) MIBK (methyl isobutyl keto	14.68	43	56876	9.83043	ppb	100
73) Isopropylbenzene	19.73	105	751023	10.18160	ppb	100
74) 1,1,2,2-Tetrachloroethane	19.90	83	68052	11.02118	ppb	100
75) 1,2,3-Trichloropropane	20.16	110	8339	12.02369	ppb	100
76) t-1,4-Dichloro-2-Butene	20.24	53	14863	10.61580	ppb	100
77) Bromobenzene	20.48	156	169233	9.94627	ppb	100
78) n-Propylbenzene	20.44	91	904419	10.27795	ppb	100
79) 4-Ethyltoluene	20.63	105	616295	10.12067	ppb	100
80) 2-Chlorotoluene	20.74	91	594233	10.19632	ppb	100
81) 1,3,5-Trimethylbenzene	20.72	105	587753	9.81075	ppb	100
82) 4-Chlorotoluene	20.82	91	501553	9.99433	ppb	100
83) Tert-Butylbenzene	21.36	119	667298	10.28820	ppb	100
84) 1,2,4-Trimethylbenzene	21.42	105	611300	9.76991	ppb	100
85) Sec-Butylbenzene	21.76	105	815062	10.47861	ppb	100
86) p-Isopropyltoluene	21.99	119	683802	10.26358	ppb	100
87) Benzyl Chloride	22.42	91	84140	9.51375	ppb	100
88) 1,3-DCB	22.12	146	342186	9.83414	ppb	100
89) 1,4-DCB	22.30	146	328879	10.18349	ppb	100
90) Hexachloroethane	23.60	117	91222	9.10196	ppb	100
91) n-Butylbenzene	22.69	91	572922	9.85919	ppb	100
92) 1,2-DCB	22.93	146	290055	10.47995	ppb	100
93) 1,2-Dibromo-3-chloropropan	24.15	155	11552	11.48408	ppb	100
94) 1,2,4-Trichlorobenzene	25.59	180	201946	10.06924	ppb	100

(#) = qualifier out of range (m) = manual integration
 1030C20W.D CALLW.M Fri Dec 02 11:21:10 2011

Data File : M:\CHICO\DATA\C111030\1030C20W.D Vial: 1
 Acq On : 31 Oct 11 3:03 Operator: STC
 Sample : Voc Std 10-30-11@10ug/L Inst : Chico
 Misc : Water 10mLw/ IS:10-30-11 Multiplr: 1.00

Quant Time: Dec 2 11:19 2011 Quant Results File: CALLW.RES

Quant Method : M:\CHICO\DATA\C111030\CALLW.M (RTE Integrator)
 Title : METHOD 8260
 Last Update : Fri Dec 02 11:18:49 2011
 Response via : Initial Calibration
 DataAcq Meth : V8260

Compound	R.T.	QIon	Response	Conc	Unit	Qvalue
95) Hexachlorobutadiene	25.84	223	37504	10.29265	ppb	100
96) Naphthalene	25.94	128	255426	10.32217	ppb	100
97) 1,2,3-Trichlorobenzene	26.29	180	158877	10.47278	ppb	100

Quantitation Report

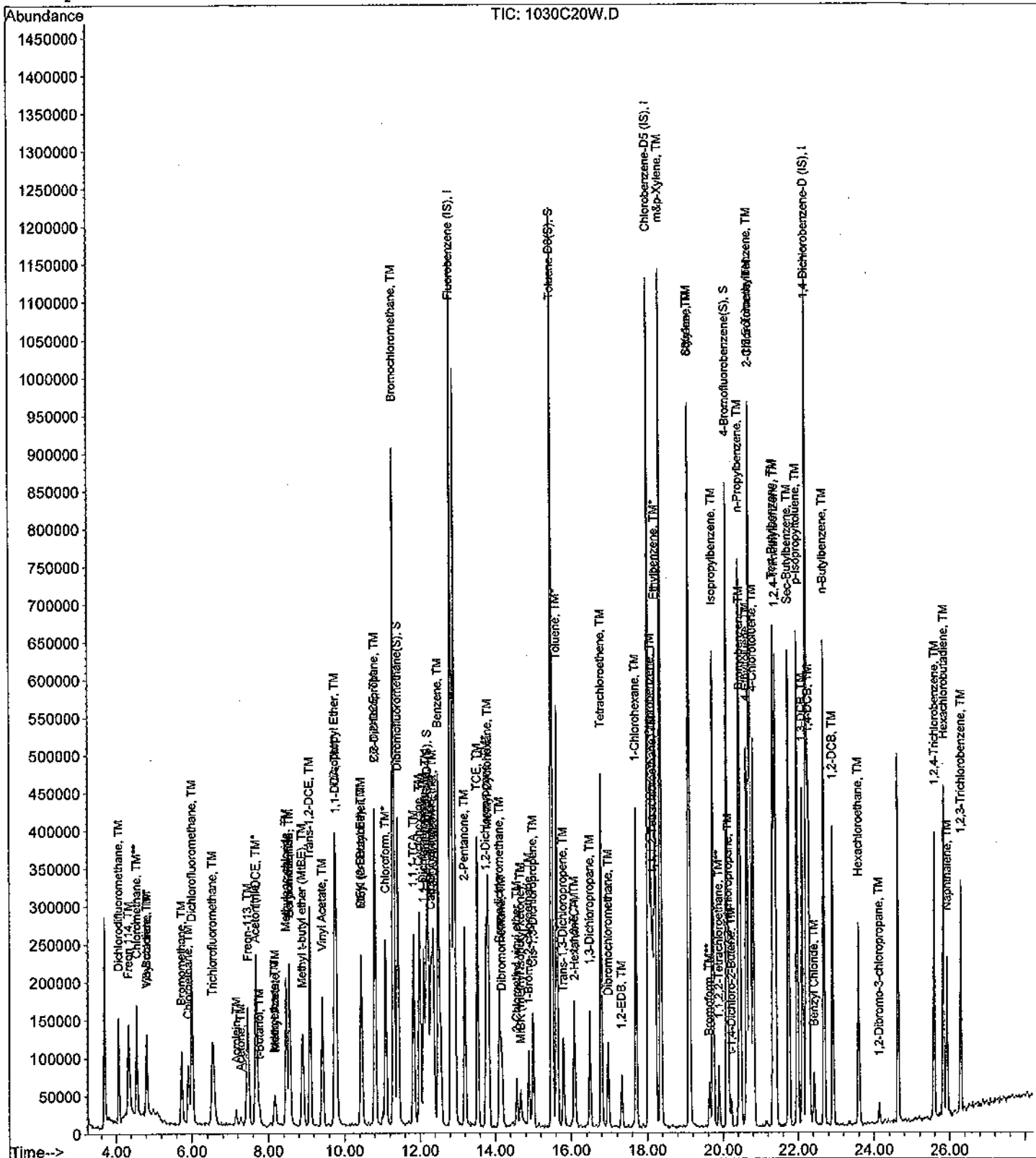
Data File : M:\CHICO\DATA\C111030\1030C20W.D
Acq On : 31 Oct 11 3:03
Sample : Voc Std 10-30-11@10ug/L
Misc : Water 10mLw/ IS:10-30-11

Vial: 1
Operator: STC
Inst : Chico
Multiplr: 1.00

Quant Time: Dec 2 11:19 2011

Quant Results File: CALLW.RES

Method : M:\CHICO\DATA\C111030\CALLW.M (RTE Integrator)
Title : METHOD 8260
Last Update : Fri Dec 02 11:18:49 2011
Response via : Initial Calibration



Data File : M:\CHICO\DATA\C111030\1030C21W.D Vial: 1
 Acq On : 31 Oct 11 3:46 Operator: STC
 Sample : Voc Std 10-30-11@20ug/L Inst : Chico
 Misc : Water 10mLw/ IS:10-30-11 Multiplr: 1.00

Quant Time: Dec 2 11:19 2011

Quant Results File: CALLW.RES

Quant Method : M:\CHICO\DATA\C111030\CALLW.M (RTE Integrator)
 Title : METHOD 8260
 Last Update : Fri Dec 02 11:18:49 2011
 Response via : Initial Calibration
 DataAcq Meth : V8260

Internal Standards	R.T.	QIon	Response	Conc	Units	Dev(Min)
1) Fluorobenzene (IS)	12.84	96	566784	25.00000	ppb	0.00
55) Chlorobenzene-D5 (IS)	18.03	117	371200	25.00000	ppb	0.00
71) 1,4-Dichlorobenzene-D (IS)	22.24	152	208640	25.00000	ppb	0.00
System Monitoring Compounds						
33) Dibromofluoromethane(S)	11.42	111	595137	39.41743	ppb	0.00
Spiked Amount	25.097		Recovery	=	157.057%	
38) 1,2-DCA-D4(S)	12.23	65	503677	37.47559	ppb	0.00
Spiked Amount	24.225		Recovery	=	154.698%	
56) Toluene-D8(S)	15.50	98	2079192	39.80872	ppb	0.00
Spiked Amount	25.808		Recovery	=	154.249%	
64) 4-Bromofluorobenzene(S)	20.11	95	744294	39.77146	ppb	0.00
Spiked Amount	25.459		Recovery	=	156.213%	
Target Compounds						
						Qvalue
2) Dichlorodifluoromethane	4.07	85	430955	20.63753	ppb	98
3) Freon 114	4.34	85	282152	21.57379	ppb	99
4) Chloromethane	4.55	50	489131	18.90198	ppb	99
5) Vinyl chloride	4.81	62	352842	20.38487	ppb	100
6) 1,3-Butadiene	4.83	54	344	7.11126	ppb	# 70
7) Bromomethane	5.73	94	258043	20.53713	ppb	86
8) Chloroethane	5.91	64	259811	18.17186	ppb	97
9) Dichlorofluoromethane	6.01	67	754464	19.08539	ppb	99
10) Trichlorofluoromethane	6.53	101	465717	19.85247	ppb	94
11) Acetonitrile	7.65	41	87890	141.55257	ug/l	100
12) Acrolein	7.16	56	38144	134.24936	ppb	98
13) Acetone	7.28	43	36583	22.52802	ppb	# 68
14) Freon-113	7.46	101	275908	21.25897	ppb	94
15) 1,1-DCE	7.68	96	292224	18.05929	ppb	95
16) t-Butanol	7.77	59	10632	138.37146	ppb	91
17) Methyl Acetate	8.19	43	90758	19.14260	ppb	98
18) Iodomethane	8.16	142	180521	16.69886	ppb	# 89
19) Acrylonitrile	8.56	53	34895	19.99122	ppb	97
20) Methylene chloride	8.48	84	296145	19.18795	ppb	91
21) Carbon disulfide	8.56	76	295040	18.76564	ppb	100
22) Methyl t-butyl ether (MtBE)	8.90	73	470382	19.23240	ppb	96
23) Trans-1,2-DCE	9.11	96	343023	20.75257	ppb	92
24) Diisopropyl Ether	9.75	45	1025315	18.96280	ppb	99
25) 1,1-DCA	9.79	63	635624	19.82242	ppb	97
26) Vinyl Acetate	9.42	43	188410	20.16485	ppb	92
27) Ethyl tert Butyl Ether	10.44	59	725972	19.66653	ppb	95
28) MEK (2-Butanone)	10.44	43	124340	19.92151	ppb	98
29) Cis-1,2-DCE	10.82	96	357838	18.54986	ppb	94
30) 2,2-Dichloropropane	10.81	77	438187	19.07664	ppb	93
31) Chloroform	11.09	83	601855	19.51038	ppb	94
32) Bromochloromethane	11.32	128	108166	20.14075	ppb	85
34) 1,1,1-TCA	11.83	97	572722	20.41525	ppb	94
35) Cyclohexane	12.00	56	494926	18.94826	ppb	96
36) 1,1-Dichloropropene	12.10	75	471318	19.60721	ppb	97
37) 2,2,4-Trimethylpentane	12.18	57	798347	20.53839	ppb	93
39) Carbon Tetrachloride	12.30	117	426253	22.06560	ppb	97

(#) = qualifier out of range (m) = manual integration

1030C21W.D CALLW.M Fri Dec 02 11:21:15 2011

Data File : M:\CHICO\DATA\C111030\1030C21W.D Vial: 1
 Acq On : 31 Oct 11 3:46 Operator: STC
 Sample : Voc Std 10-30-11@20ug/L Inst : Chico
 Misc : Water 10mLw/ IS:10-30-11 Multiplr: 1.00

Quant Time: Dec 2 11:19 2011

Quant Results File: CALLW.RES

Quant Method : M:\CHICO\DATA\C111030\CALLW.M (RTE Integrator)
 Title : METHOD 8260
 Last Update : Fri Dec 02 11:18:49 2011
 Response via : Initial Calibration
 DataAcq Meth : V8260

Compound	R.T.	QIon	Response	Conc	Unit	Qvalue
40) Tert Amyl Methyl Ether	12.35	73	534720	19.37283	ppb	97
41) 1,2-DCA	12.37	62	312083	19.70915	ppb	98
42) Benzene	12.50	78	1326677	19.20979	ppb	99
43) TCE	13.54	95	376706	19.69496	ppb	91
44) 2-Pentanone	13.20	43	581100	145.23880	ppb	100
45) 1,2-Dichloropropane	13.76	63	307944	19.61725	ppb	95
46) Bromodichloromethane	14.12	83	371635	20.72255	ppb #	93
47) Methyl Cyclohexane	13.82	83	433011	19.37253	ppb	97
48) Dibromomethane	14.16	93	130449	20.77893	ppb	97
49) 2-Chloroethyl vinyl ether	14.58	63	79377	19.89041	ppb	95
50) 1-Bromo-2-chloroethane	14.88	63	259762	19.39365	ppb	89
51) Cis-1,3-Dichloropropene	15.01	75	350200	20.47835	ppb	91
52) Toluene	15.63	91	1320740	19.38915	ppb	97
53) Trans-1,3-Dichloropropene	15.80	75	249890	20.29730	ppb	96
54) 1,1,2-TCA	16.08	83	131106	19.75819	ppb	93
57) 1,2-EDB	17.33	107	153122	21.67400	ppb	94
58) Tetrachloroethene	16.79	164	367302	19.24640	ppb	91
59) 1-Chlorohexane	17.70	91	453290	20.62604	ppb	98
60) 1,1,1,2-Tetrachloroethane	18.16	131	280249	23.45643	ppb	92
61) m&p-Xylene	18.35	106	1173944	41.63932	ppb	100
62) o-Xylene	19.11	106	585791	21.60426	ppb	95
63) Styrene	19.12	104	892450	21.80633	ppb	99
65) 2-Hexanone	16.10	43	69030	20.32340	ppb	93
66) 1,3-Dichloropropane	16.50	76	287745	20.65470	ppb	99
67) Dibromochloromethane	16.97	129	207497	22.81547	ppb	93
68) Chlorobenzene	18.10	112	813528	20.17102	ppb	97
69) Ethylbenzene	18.22	91	1522721	20.27519	ppb	95
70) Bromoform	19.64	173	97001	19.60233	ppb	84
72) MIBK (methyl isobutyl keto)	14.68	43	106674	17.98505	ppb	92
73) Isopropylbenzene	19.74	105	1516275	20.05166	ppb	98
74) 1,1,2,2-Tetrachloroethane	19.89	83	136632	21.58486	ppb	90
75) 1,2,3-Trichloropropane	20.15	110	13641	19.13172	ppb #	42
76) t-1,4-Dichloro-2-Butene	20.22	53	30320	21.12442	ppb #	79
77) Bromobenzene	20.48	156	337635	19.35675	ppb	93
78) n-Propylbenzene	20.44	91	1817556	20.14810	ppb	97
79) 4-Ethyltoluene	20.64	105	1209221	19.37027	ppb	92
80) 2-Chlorotoluene	20.73	91	1199768	20.08139	ppb	99
81) 1,3,5-Trimethylbenzene	20.71	105	1237433	20.14832	ppb	99
82) 4-Chlorotoluene	20.82	91	1006043	19.55523	ppb	96
83) Tert-Butylbenzene	21.36	119	1363292	20.50304	ppb	98
84) 1,2,4-Trimethylbenzene	21.42	105	1240098	19.33311	ppb	98
85) Sec-Butylbenzene	21.76	105	1672276	20.97154	ppb	99
86) p-Isopropyltoluene	21.99	119	1410527	20.65186	ppb	98
87) Benzyl Chloride	22.43	91	179615	19.81078	ppb	96
88) 1,3-DCB	22.13	146	714268	20.02373	ppb	99
89) 1,4-DCB	22.30	146	661023	19.96579	ppb	96
90) Hexachloroethane	23.60	117	220554	18.79960	ppb	91
91) n-Butylbenzene	22.70	91	1175074	19.72516	ppb	100
92) 1,2-DCB	22.93	146	582656	20.53528	ppb	96
93) 1,2-Dibromo-3-chloropropan	24.14	155	19304	17.90735	ppb #	68
94) 1,2,4-Trichlorobenzene	25.59	180	403670	19.63348	ppb	99

(#) = qualifier out of range (m) = manual integration

Data File : M:\CHICO\DATA\C111030\1030C21W.D Vial: 1
 Acq On : 31 Oct 11 3:46 Operator: STC
 Sample : Voc Std 10-30-11@20ug/L Inst : Chico
 Misc : Water 10mLw/ IS:10-30-11 Multiplr: 1.00

Quant Time: Dec 2 11:19 2011 Quant Results File: CALLW.RES

Quant Method : M:\CHICO\DATA\C111030\CALLW.M (RTE Integrator)
 Title : METHOD 8260
 Last Update : Fri Dec 02 11:18:49 2011
 Response via : Initial Calibration
 DataAcq Meth : V8260

Compound	R.T.	QIon	Response	Conc	Unit	Qvalue
95) Hexachlorobutadiene	25.84	223	78688	21.06531	ppb	92
96) Naphthalene	25.94	128	505600	19.93070	ppb	99
97) 1,2,3-Trichlorobenzene	26.30	180	309459	19.89820	ppb	98

Quantitation Report

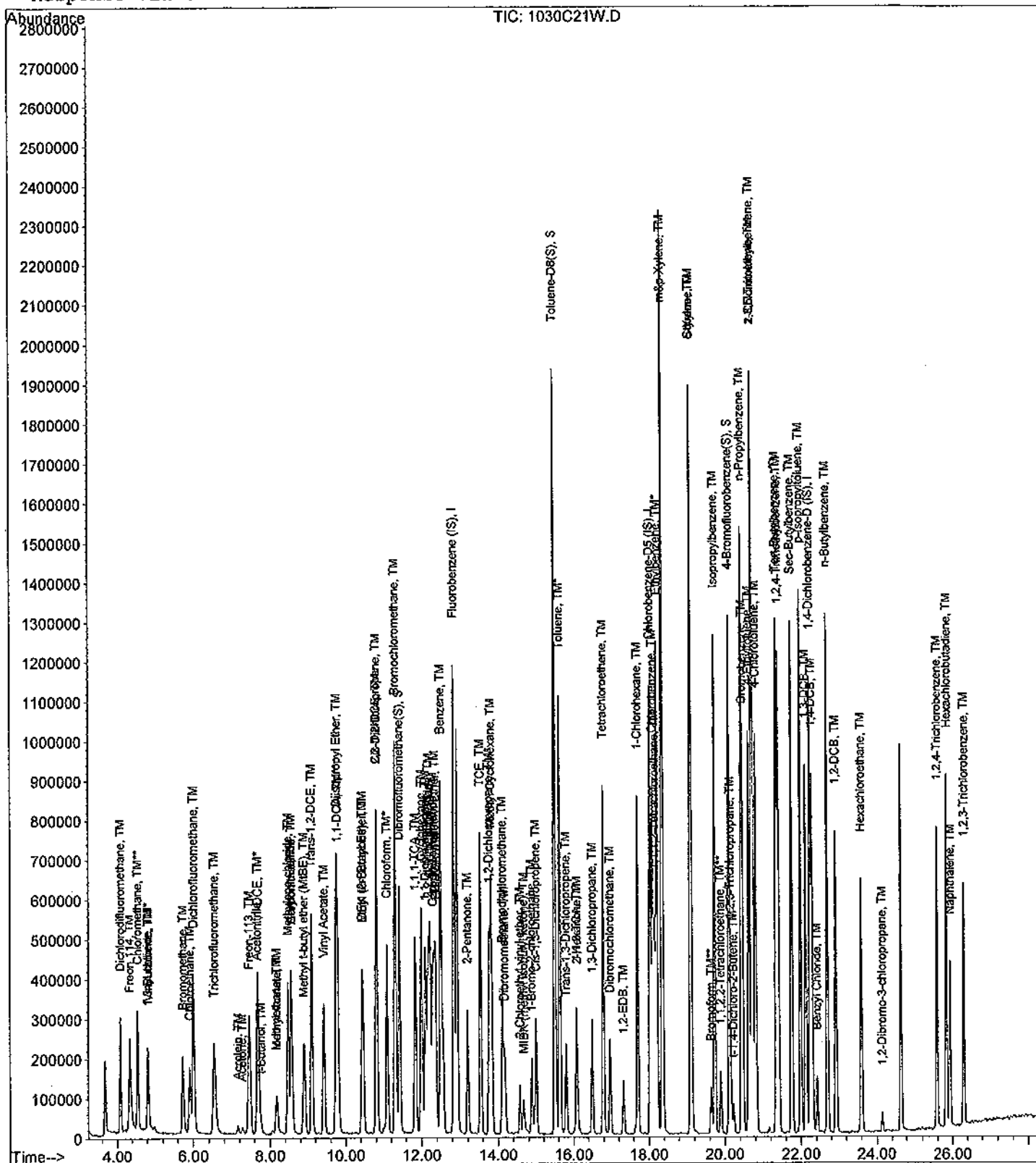
Data File : M:\CHICO\DATA\C111030\1030C21W.D
 Acq On : 31 Oct 11 3:46
 Sample : Voc Std 10-30-11@20ug/L
 Misc : Water 10mL/ IS:10-30-11

Vial: 1
 Operator: STC
 Inst : Chico
 Multiplr: 1.00

Quant Time: Dec 2 11:19 2011

Quant Results File: CALLW.RES

Method : M:\CHICO\DATA\C111030\CALLW.M (RTE Integrator)
 Title : METHOD 8260
 Last Update : Fri Dec 02 11:18:49 2011
 Response via : Initial Calibration



Data File : M:\CHICO\DATA\C111030\1030C22W.D
 Acq On : 31 Oct 11 4:29
 Sample : Voc Std 10-30-11@40ug/L
 Misc : Water 10mLw/ IS:10-30-11

Vial: 1
 Operator: STC
 Inst : Chico
 Multiplr: 1.00

Quant Time: Dec 2 11:19 2011

Quant Results File: CALLW.RES

Quant Method : M:\CHICO\DATA\C111030\CALLW.M (RTE Integrator)

Title : METHOD 8260
 Last Update : Fri Dec 02 11:18:49 2011
 Response via : Initial Calibration
 DataAcq Meth : V8260

Internal Standards	R.T.	QIon	Response	Conc	Units	Dev(Min)
1) Fluorobenzene (IS)	12.84	96	576384	25.00000	ppb	0.00
55) Chlorobenzene-D5 (IS)	18.03	117	400384	25.00000	ppb	0.00
71) 1,4-Dichlorobenzene-D (IS)	22.24	152	224000	25.00000	ppb	0.00
System Monitoring Compounds						
33) Dibromofluoromethane(S)	11.43	111	1201490	78.25231	ppb	0.00
Spiked Amount	25.097		Recovery	=	311.795%	
38) 1,2-DCA-D4(S)	12.23	65	1017043	74.41171	ppb	0.00
Spiked Amount	24.225		Recovery	=	307.167%	
56) Toluene-D8(S)	15.50	98	4141980	73.52293	ppb	0.00
Spiked Amount	25.808		Recovery	=	284.881%	
64) 4-Bromofluorobenzene(S)	20.11	95	1506838	74.64914	ppb	0.00
Spiked Amount	25.459		Recovery	=	293.207%	
Target Compounds						Qvalue
2) Dichlorodifluoromethane	4.07	85	884588	41.65551	ppb	100
3) Freon 114	4.33	85	557051	41.88358	ppb	95
4) Chloromethane	4.55	50	992312	37.70822	ppb	99
5) Vinyl chloride	4.81	62	582991	33.12037	ppb	100
6) 1,3-Butadiene	4.80	54	564	11.46497	ppb	93
7) Bromomethane	5.73	94	528649	41.37336	ppb	93
8) Chloroethane	5.91	64	531050	36.52439	ppb	99
9) Dichlorofluoromethane	6.01	67	1474925	36.68918	ppb	98
10) Trichlorofluoromethane	6.53	101	946797	39.68761	ppb	99
11) Acetonitrile	7.66	41	108364	171.62043	ug/l	100
12) Acrolein	7.16	56	48720	168.61606	ppb	96
13) Acetone	7.28	43	68038	41.20035	ppb	# 70
14) Freon-113	7.47	101	558655	43.47676	ppb	95
15) 1,1-DCE	7.68	96	585091	35.55608	ppb	97
16) t-Butanol	7.76	59	14424	184.59628	ppb	98
17) Methyl Acetate	8.19	43	191479	40.45406	ppb	95
18) Iodomethane	8.17	142	457316	35.89956	ppb	95
19) Acrylonitrile	8.56	53	70209	39.92472	ppb	91
20) Methylene chloride	8.48	84	561985	35.80590	ppb	98
21) Carbon disulfide	8.56	76	582016	36.40182	ppb	99
22) Methyl t-butyl ether (MtBE)	8.89	73	959832	38.59078	ppb	96
23) Trans-1,2-DCE	9.10	96	690130	41.05681	ppb	94
24) Diisopropyl Ether	9.75	45	2070362	37.65279	ppb	97
25) 1,1-DCA	9.79	63	1270640	38.96588	ppb	96
26) Vinyl Acetate	9.42	43	392586	42.94098	ppb	95
27) Ethyl tert Butyl Ether	10.45	59	1446892	38.54337	ppb	98
28) MEK (2-Butanone)	10.44	43	249429	39.96063	ppb	# 93
29) Cis-1,2-DCE	10.82	96	701038	35.73563	ppb	95
30) 2,2-Dichloropropane	10.81	77	853458	36.53678	ppb	99
31) Chloroform	11.10	83	1207454	38.49020	ppb	99
32) Bromochloromethane	11.32	128	209048	38.27688	ppb	92
34) 1,1,1-TCA	11.83	97	1115691	39.10753	ppb	98
35) Cyclohexane	12.00	56	1027386	38.67839	ppb	97
36) 1,1-Dichloropropene	12.10	75	915628	37.45644	ppb	98
37) 2,2,4-Trimethylpentane	12.18	57	1588067	41.27686	ppb	96
39) Carbon Tetrachloride	12.30	117	845279	43.02829	ppb	95

(#) = qualifier out of range (m) = manual integration
 1030C22W.D CALLW.M Fri Dec 02 11:21:22 2011

Data File : M:\CHICO\DATA\C111030\1030C22W.D
 Acq On : 31 Oct 11 4:29
 Sample : Voc Std 10-30-11@40ug/L
 Misc : Water 10mL/ IS:10-30-11

Vial: 1
 Operator: STC
 Inst : Chico
 Multiplr: 1.00

Quant Time: Dec 2 11:19 2011

Quant Results File: CALLW.RES

Quant Method : M:\CHICO\DATA\C111030\CALLW.M (RTE Integrator)
 Title : METHOD 8260
 Last Update : Fri Dec 02 11:18:49 2011
 Response via : Initial Calibration
 DataAcq Meth : V8260

Compound	R.T.	QIon	Response	Conc	Unit	Qvalue
40) Tert Amyl Methyl Ether	12.34	73	1064298	37.91715	ppb	95
41) 1,2-DCA	12.37	62	609966	37.87992	ppb	96
42) Benzene	12.50	78	2667822	37.98569	ppb	98
43) TCE	13.53	95	750591	38.58882	ppb	94
44) 2-Pentanone	13.20	43	723061	177.71021	ppb	99
45) 1,2-Dichloropropane	13.77	63	624547	39.12345	ppb	95
46) Bromodichloromethane	14.12	83	773755	42.42635	ppb	95
47) Methyl Cyclohexane	13.82	83	868699	38.21751	ppb	98
48) Dibromomethane	14.17	93	250020	39.16182	ppb	86
49) 2-Chloroethyl vinyl ether	14.57	63	173802	42.82620	ppb	95
50) 1-Bromo-2-chloroethane	14.89	63	541199	39.73256	ppb	83
51) Cis-1,3-Dichloropropene	15.00	75	712500	40.97032	ppb	95
52) Toluene	15.63	91	2650413	38.26138	ppb	99
53) Trans-1,3-Dichloropropene	15.80	75	518508	41.41431	ppb	91
54) 1,1,2-TCA	16.08	83	269238	39.89943	ppb	93
57) 1,2-EDB	17.33	107	320516	42.06127	ppb	96
58) Tetrachloroethene	16.79	164	705793	34.28742	ppb	95
59) 1-Chlorohexane	17.70	91	907243	38.27319	ppb	95
60) 1,1,1,2-Tetrachloroethane	18.16	131	576678	44.74892	ppb	93
61) m&p-Xylene	18.35	106	2337444	76.86502	ppb	99
62) o-Xylene	19.11	106	1156368	39.53885	ppb	94
63) Styrene	19.13	104	1785628	40.45023	ppb	97
65) 2-Hexanone	16.10	43	145250	39.64659	ppb	96
66) 1,3-Dichloropropane	16.49	76	597192	39.74260	ppb	95
67) Dibromochloromethane	16.97	129	435261	44.37095	ppb	90
68) Chlorobenzene	18.10	112	1658874	38.13292	ppb	97
69) Ethylbenzene	18.22	91	3057452	37.74292	ppb	98
70) Bromoform	19.64	173	213787	38.87093	ppb	# 77
72) MIBK (methyl isobutyl keto)	14.67	43	228387	35.86526	ppb	86
73) Isopropylbenzene	19.74	105	2989202	36.81944	ppb	100
74) 1,1,2,2-Tetrachloroethane	19.90	83	276570	40.69597	ppb	85
75) 1,2,3-Trichloropropane	20.15	110	27712	36.12043	ppb	# 64
76) t-1,4-Dichloro-2-Butene	20.23	53	63970	41.51275	ppb	# 73
77) Bromobenzene	20.47	156	676448	36.12176	ppb	94
78) n-Propylbenzene	20.44	91	3526664	36.41330	ppb	96
79) 4-Ethyltoluene	20.64	105	2418588	36.08622	ppb	96
80) 2-Chlorotoluene	20.74	91	2324947	36.24591	ppb	98
81) 1,3,5-Trimethylbenzene	20.71	105	2435760	36.94036	ppb	97
82) 4-Chlorotoluene	20.82	91	1999529	36.20126	ppb	95
83) Tert-Butylbenzene	21.36	119	2659556	37.25529	ppb	98
84) 1,2,4-Trimethylbenzene	21.42	105	2416954	35.09648	ppb	97
85) Sec-Butylbenzene	21.76	105	3268087	38.17382	ppb	99
86) p-Isopropyltoluene	21.99	119	2796609	38.13811	ppb	99
87) Benzyl Chloride	22.42	91	391533	40.22322	ppb	98
88) 1,3-DCB	22.12	146	1411201	36.84871	ppb	99
89) 1,4-DCB	22.30	146	1322903	37.21752	ppb	96
90) Hexachloroethane	23.60	117	488322	36.68408	ppb	93
91) n-Butylbenzene	22.70	91	2299832	35.95845	ppb	98
92) 1,2-DCB	22.93	146	1152377	37.82968	ppb	95
93) 1,2-Dibromo-3-chloropropan	24.14	155	45893	38.08788	ppb	96
94) 1,2,4-Trichlorobenzene	25.59	180	808556	36.62946	ppb	98

(#) = qualifier out of range (m) = manual integration

Data File : M:\CHICO\DATA\C111030\1030C22W.D Vial: 1
 Acq On : 31 Oct 11 4:29 Operator: STC
 Sample : Voc Std 10-30-11@40ug/L Inst : Chico
 Misc : Water 10mLw/ IS:10-30-11 Multiplr: 1.00

Quant Time: Dec 2 11:19 2011 Quant Results File: CALLW.RES

Quant Method : M:\CHICO\DATA\C111030\CALLW.M (RTE Integrator)
 Title : METHOD 8260
 Last Update : Fri Dec 02 11:18:49 2011
 Response via : Initial Calibration
 DataAcq Meth : V8260

Compound	R.T.	QIon	Response	Conc	Unit	Qvalue
95) Hexachlorobutadiene	25.84	223	149142	37.18851	ppb	98
96) Naphthalene	25.94	128	1030307	37.82960	ppb	97
97) 1,2,3-Trichlorobenzene	26.29	180	633099	37.91681	ppb	96

Quantitation Report

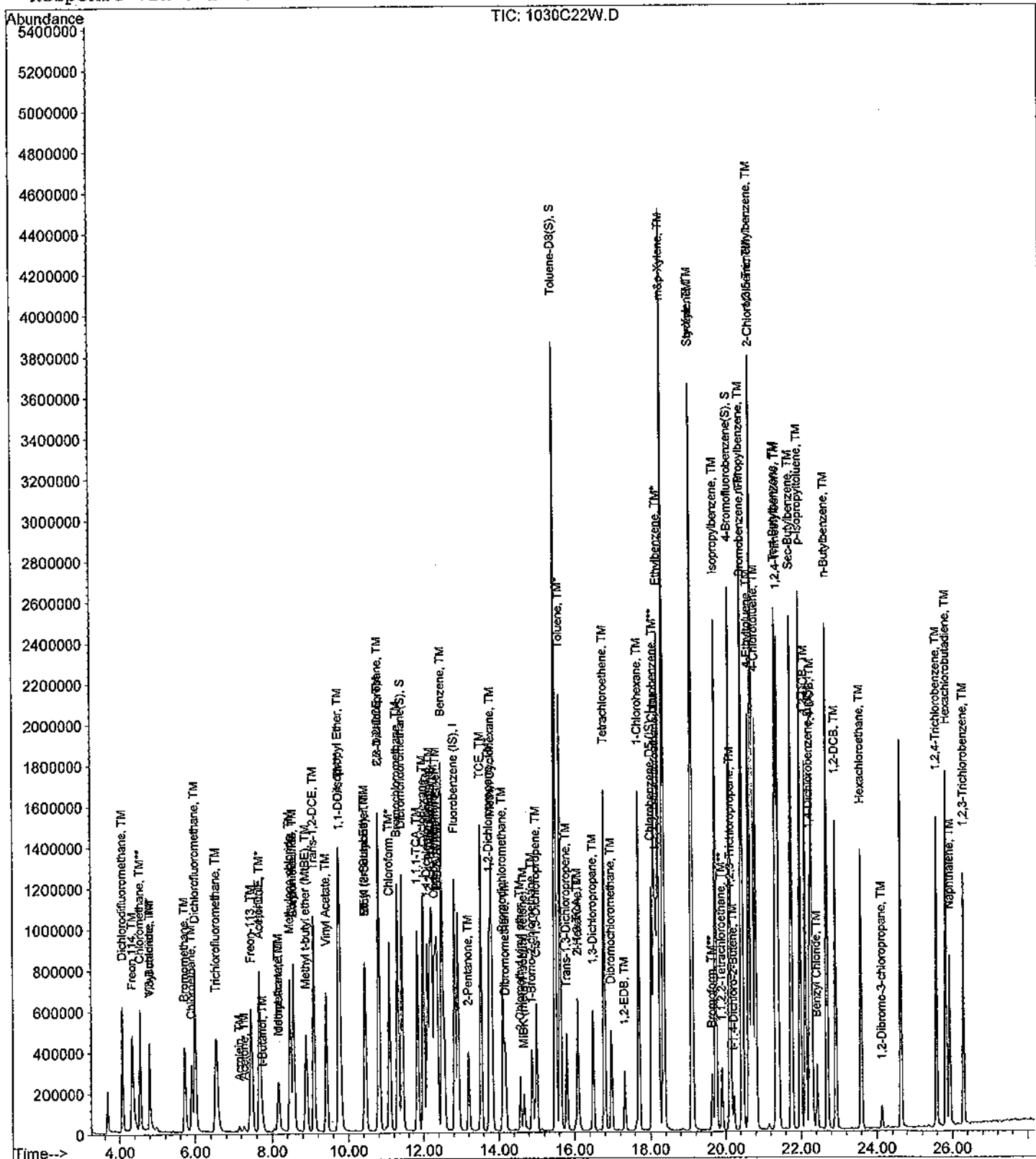
Data File : M:\CHICO\DATA\C111030\1030C22W.D
Acq On : 31 Oct 11 4:29
Sample : Voc Std 10-30-11@40ug/L
Misc : Water 10mLw/ IS:10-30-11

Vial: 1
Operator: STC
Inst : Chico
Multiplr: 1.00

Quant Time: Dec 2 11:19 2011

Quant Results File: CALLW.RES

Method : M:\CHICO\DATA\C111030\CALLW.M (RTE Integrator)
Title : METHOD 8260
Last Update : Fri Dec 02 11:18:49 2011
Response via : Initial Calibration



Data File : M:\CHICO\DATA\C111030\1030C23W.D Vial: 1
 Acq On : 31 Oct 11 5:12 Operator: STC
 Sample : Voc Std 10-30-11@100ug/L Inst : Chico
 Misc : Water 10mLw/ IS:10-30-11 Multiplr: 1.00

Quant Time: Dec 2 11:19 2011 Quant Results File: CALLW.RES

Quant Method : M:\CHICO\DATA\C111030\CALLW.M (RTE Integrator)
 Title : METHOD 8260
 Last Update : Fri Dec 02 11:18:49 2011
 Response via : Initial Calibration
 DataAcq Meth : V8260

Internal Standards	R.T.	QIon	Response	Conc	Units	Dev(Min)
1) Fluorobenzene (IS)	12.83	96	629184	25.00000	ppb	0.00
55) Chlorobenzene-D5 (IS)	18.04	117	438080	25.00000	ppb	0.00
71) 1,4-Dichlorobenzene-D (IS)	22.25	152	225856	25.00000	ppb	0.00

System Monitoring Compounds	R.T.	QIon	Response	Conc	Units	Dev(Min)
33) Dibromofluoromethane(S)	11.42	111	1562107	93.20132	ppb	0.00
Spiked Amount	25.097		Recovery	= 371.359%		
38) 1,2-DCA-D4 (S)	12.22	65	1315432	88.16671	ppb	0.00
Spiked Amount	24.225		Recovery	= 363.946%		
56) Toluene-D8 (S)	15.50	98	5498133	89.19764	ppb	0.00
Spiked Amount	25.808		Recovery	= 345.617%		
64) 4-Bromofluorobenzene(S)	20.11	95	1999086	90.51343	ppb	0.00
Spiked Amount	25.459		Recovery	= 355.518%		

Target Compounds	R.T.	QIon	Response	Conc	Units	Qvalue
2) Dichlorodifluoromethane	4.07	85	2034576	87.76868	ppb	100
3) Freon 114	4.33	85	1349868	92.97677	ppb	99
4) Chloromethane	4.55	50	2507323	87.28354	ppb	98
5) Vinyl chloride	4.80	62	1338572	69.66414	ppb	97
6) 1,3-Butadiene	4.78	54	294	5.47489	ppb	# 41
7) Bromomethane	5.72	94	1399435	100.33221	ppb	96
8) Chloroethane	5.92	64	1334347	84.07184	ppb	99
9) Dichlorofluoromethane	6.00	67	3757858	85.63331	ppb	99
10) Trichlorofluoromethane	6.53	101	2271251	87.21626	ppb	100
11) Acetonitrile	7.65	41	142197	206.30447	ug/l	100
12) Acrolein	7.15	56	57928	183.65994	ppb	89
13) Acetone	7.27	43	177387	98.40233	ppb	# 80
14) Freon-113	7.46	101	1359710	98.36336	ppb	98
15) 1,1-DCE	7.69	96	1502451	83.64213	ppb	95
16) t-Butanol	7.69	59	21608	253.32966	ppb	# 70
17) Methyl Acetate	8.19	43	511503	99.99402	ppb	97
18) Iodomethane	8.16	142	1532807	102.31499	ppb	90
19) Acrylonitrile	8.57	53	190766	99.94302	ppb	88
20) Methylene chloride	8.47	84	1482941	86.55417	ppb	98
21) Carbon disulfide	8.56	76	1504256	86.18747	ppb	99
22) Methyl t-butyl ether (MtBE)	8.90	73	2423605	89.26566	ppb	93
23) Trans-1,2-DCE	9.10	96	1783146	97.17967	ppb	95
24) Diisopropyl Ether	9.75	45	5216937	86.91619	ppb	95
25) 1,1-DCA	9.80	63	3188094	89.56273	ppb	96
26) Vinyl Acetate	9.42	43	966738	98.81188	ppb	94
27) Ethyl tert Butyl Ether	10.44	59	3675155	89.68576	ppb	98
28) MEK (2-Butanone)	10.42	43	621214	92.04576	ppb	# 87
29) Cis-1,2-DCE	10.82	96	1784148	83.31536	ppb	92
30) 2,2-Dichloropropane	10.81	77	2060873	80.82274	ppb	96
31) Chloroform	11.09	83	3040045	88.77564	ppb	96
32) Bromochloromethane	11.32	128	540554	90.67004	ppb	82
34) 1,1,1-TCA	11.84	97	2777762	89.19608	ppb	98
35) Cyclohexane	12.00	56	2517542	86.82519	ppb	98
36) 1,1-Dichloropropene	12.11	75	2351054	88.10577	ppb	97
37) 2,2,4-Trimethylpentane	12.18	57	4108345	99.40223	ppb	96
39) Carbon Tetrachloride	12.30	117	2194045	102.31369	ppb	94

(#) = qualifier out of range (m) = manual integration

Data File : M:\CHICO\DATA\C111030\1030C23W.D Vial: 1
 Acq On : 31 Oct 11 5:12 Operator: STC
 Sample : Voc Std 10-30-11@100ug/L Inst : Chico
 Misc : Water 10mLw/ IS:10-30-11 Multiplr: 1.00

Quant Time: Dec 2 11:19 2011 Quant Results File: CALLW.RES

Quant Method : M:\CHICO\DATA\C111030\CALLW.M (RTE Integrator)
 Title : METHOD 8260
 Last Update : Fri Dec 02 11:18:49 2011
 Response via : Initial Calibration
 DataAcq Meth : V8260

Compound	R.T.	QIon	Response	Conc	Unit	Qvalue
40) Tert Amyl Methyl Ether	12.35	73	2816735	91.92902	ppb	99
41) 1,2-DCA	12.38	62	1561150	88.81419	ppb	98
42) Benzene	12.49	78	6991851	91.19889	ppb	98
43) TCE	13.54	95	1880975	88.58811	ppb	90
44) 2-Pentanone	13.20	43	881325	198.43021	ppb	99
45) 1,2-Dichloropropane	13.76	63	1582643	90.82163	ppb	96
46) Bromodichloromethane	14.11	83	1954559	98.17824	ppb	# 91
47) Methyl Cyclohexane	13.82	83	2215169	89.27589	ppb	99
48) Dibromomethane	14.17	93	660037	94.70886	ppb	92
49) 2-Chloroethyl vinyl ether	14.57	63	484281	109.31668	ppb	95
50) 1-Bromo-2-chloroethane	14.88	63	1381119	92.88701	ppb	92
51) Cis-1,3-Dichloropropene	15.00	75	1816087	95.66550	ppb	93
52) Toluene	15.64	91	6789315	89.78572	ppb	99
53) Trans-1,3-Dichloropropene	15.80	75	1379809	100.95973	ppb	94
54) 1,1,2-TCA	16.08	83	670730	91.05678	ppb	90
57) 1,2-EDB	17.32	107	832657	99.86703	ppb	98
58) Tetrachloroethene	16.79	164	1730703	76.84281	ppb	95
59) 1-Chlorohexane	17.71	91	2353794	90.75337	ppb	91
60) 1,1,1,2-Tetrachloroethane	18.16	131	1508942	107.01509	ppb	94
61) m&p-Xylene	18.36	106	6180125	185.74112	ppb	97
62) o-Xylene	19.10	106	3002956	93.84264	ppb	92
63) Styrene	19.12	104	4577224	94.76663	ppb	100
65) 2-Hexanone	16.10	43	375289	93.62219	ppb	94
66) 1,3-Dichloropropane	16.49	76	1470502	89.43988	ppb	98
67) Dibromochloromethane	16.97	129	1191759	111.03520	ppb	92
68) Chlorobenzene	18.11	112	4271113	89.73276	ppb	97
69) Ethylbenzene	18.22	91	8013287	90.40861	ppb	94
70) Bromoform	19.64	173	616423	100.58038	ppb	# 81
72) MIBK (methyl isobutyl keto)	14.67	43	581084	90.50195	ppb	93
73) Isopropylbenzene	19.74	105	7614687	93.02299	ppb	99
74) 1,1,1,2-Tetrachloroethane	19.90	83	720253	105.11090	ppb	88
75) 1,2,3-Trichloropropane	20.16	110	78648	101.50443	ppb	# 68
76) t-1,4-Dichloro-2-Butene	20.22	53	179966	115.82759	ppb	# 75
77) Bromobenzene	20.48	156	1766849	93.57294	ppb	97
78) n-Propylbenzene	20.45	91	9038917	92.56114	ppb	95
79) 4-Ethyltoluene	20.64	105	6293560	93.13058	ppb	93
80) 2-Chlorotoluene	20.74	91	5791730	89.55104	ppb	98
81) 1,3,5-Trimethylbenzene	20.72	105	6243237	93.90589	ppb	96
82) 4-Chlorotoluene	20.81	91	5272321	94.67040	ppb	97
83) Tert-Butylbenzene	21.36	119	6787695	94.30127	ppb	99
84) 1,2,4-Trimethylbenzene	21.41	105	6234859	89.79211	ppb	97
85) Sec-Butylbenzene	21.76	105	8294079	96.08521	ppb	99
86) p-Isopropyltoluene	21.99	119	7113742	96.21480	ppb	98
87) Benzyl Chloride	22.43	91	1035237	105.47867	ppb	97
88) 1,3-DCB	22.13	146	3600903	93.25266	ppb	96
89) 1,4-DCB	22.29	146	3434577	95.83166	ppb	96
90) Hexachloroethane	23.60	117	1413252	101.62319	ppb	97
91) n-Butylbenzene	22.70	91	5960168	92.42293	ppb	99
92) 1,2-DCB	22.92	146	2973338	96.80520	ppb	95
93) 1,2-Dibromo-3-chloropropan	24.14	155	125399	101.01251	ppb	95
94) 1,2,4-Trichlorobenzene	25.58	180	2057289	92.43409	ppb	98

(#) = qualifier out of range (m) = manual integration

Data File : M:\CHICO\DATA\C111030\1030C23W.D Vial: 1
Acq On : 31 Oct 11 5:12 Operator: STC
Sample : Voc Std 10-30-11@100ug/L Inst : Chico
Misc : Water 10mLw/ IS:10-30-11 Multiplr: 1.00

Quant Time: Dec 2 11:19 2011

Quant Results File: CALLW.RES

Quant Method : M:\CHICO\DATA\C111030\CALLW.M (RTE Integrator)
Title : METHOD 8260
Last Update : Fri Dec 02 11:18:49 2011
Response via : Initial Calibration
DataAcq Meth : V8260

Compound	R.T.	QIon	Response	Conc	Unit	Qvalue
95) Hexachlorobutadiene	25.83	223	370844	91.70996	ppb	98
96) Naphthalene	25.93	128	2644717	96.30764	ppb	98
97) 1,2,3-Trichlorobenzene	26.30	180	1614041	95.87185	ppb	100

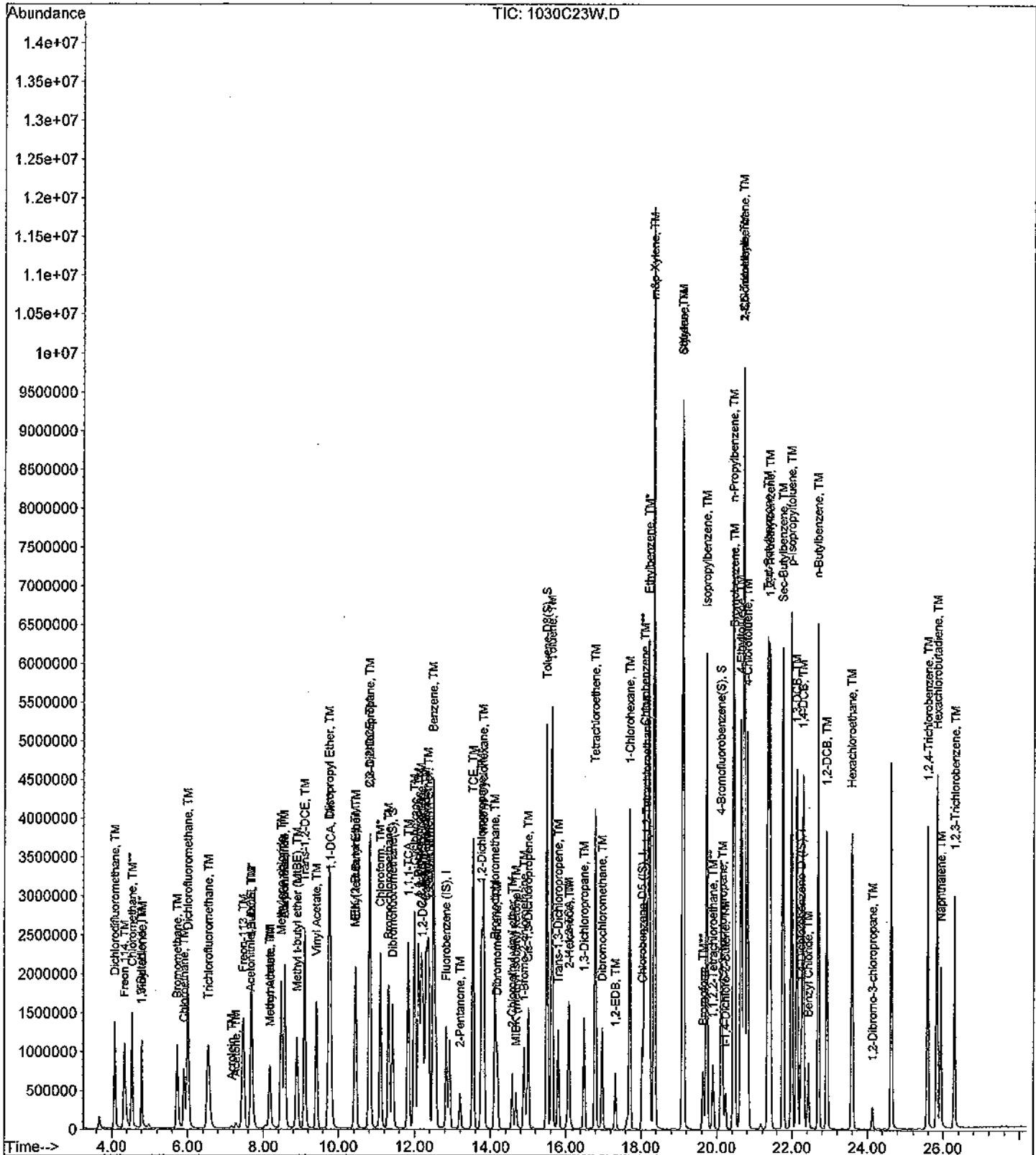
Data File : M:\CHICO\DATA\C111030\1030C23W.D
Acq On : 31 Oct 11 5:12
Sample : Voc Std 10-30-11@100ug/L
Misc : Water 10mLw/ IS:10-30-11

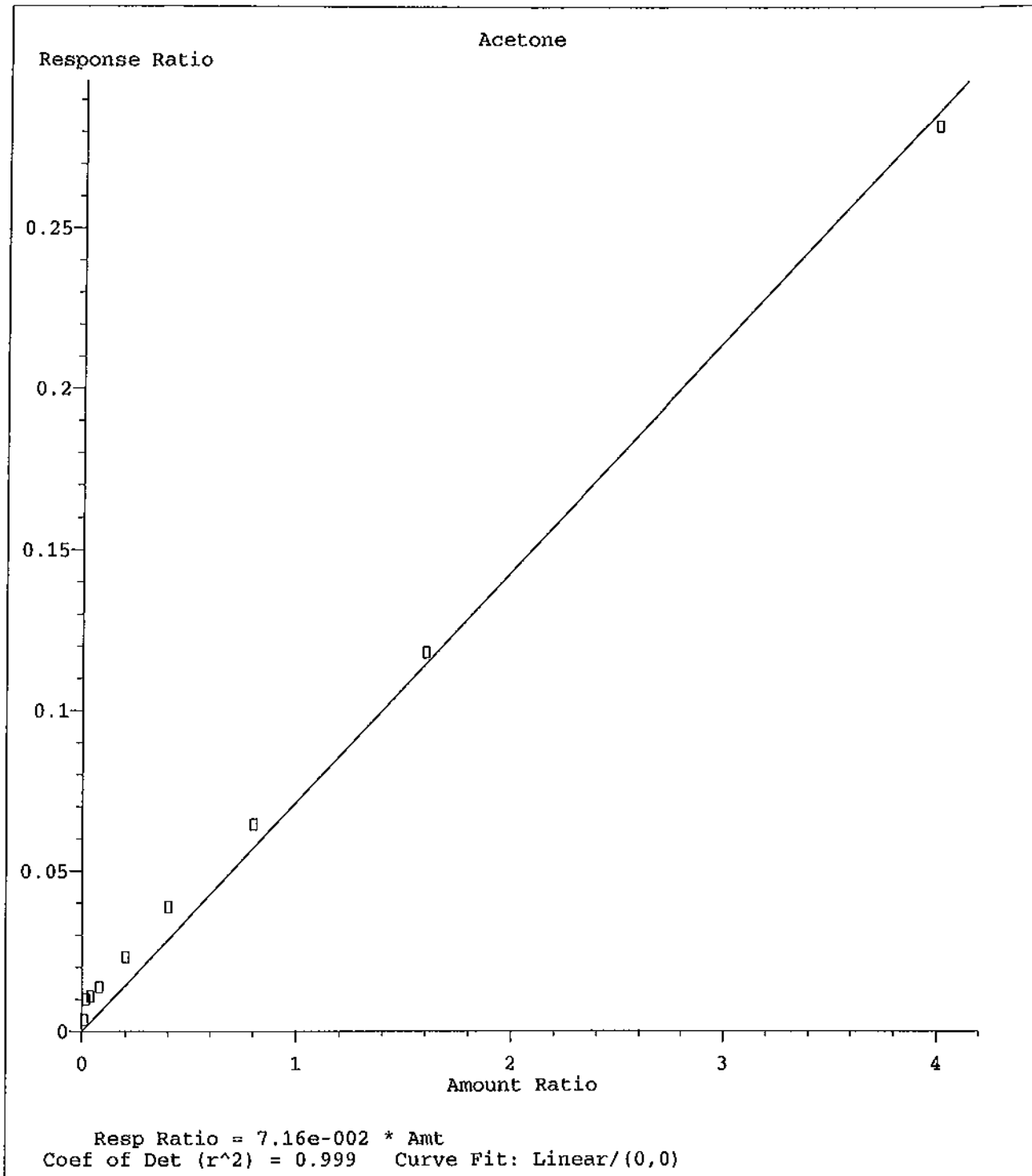
Vial: 1
Operator: STC
Inst : Chico
Multiplr: 1.00

Quant Time: Dec 2 11:19 2011

Quant Results File: CALLW.RES

Method : M:\CHICO\DATA\C111030\CALLW.M (RTE Integrator)
Title : METHOD 8260
Last Update : Fri Dec 02 11:18:49 2011
Response via : Initial Calibration

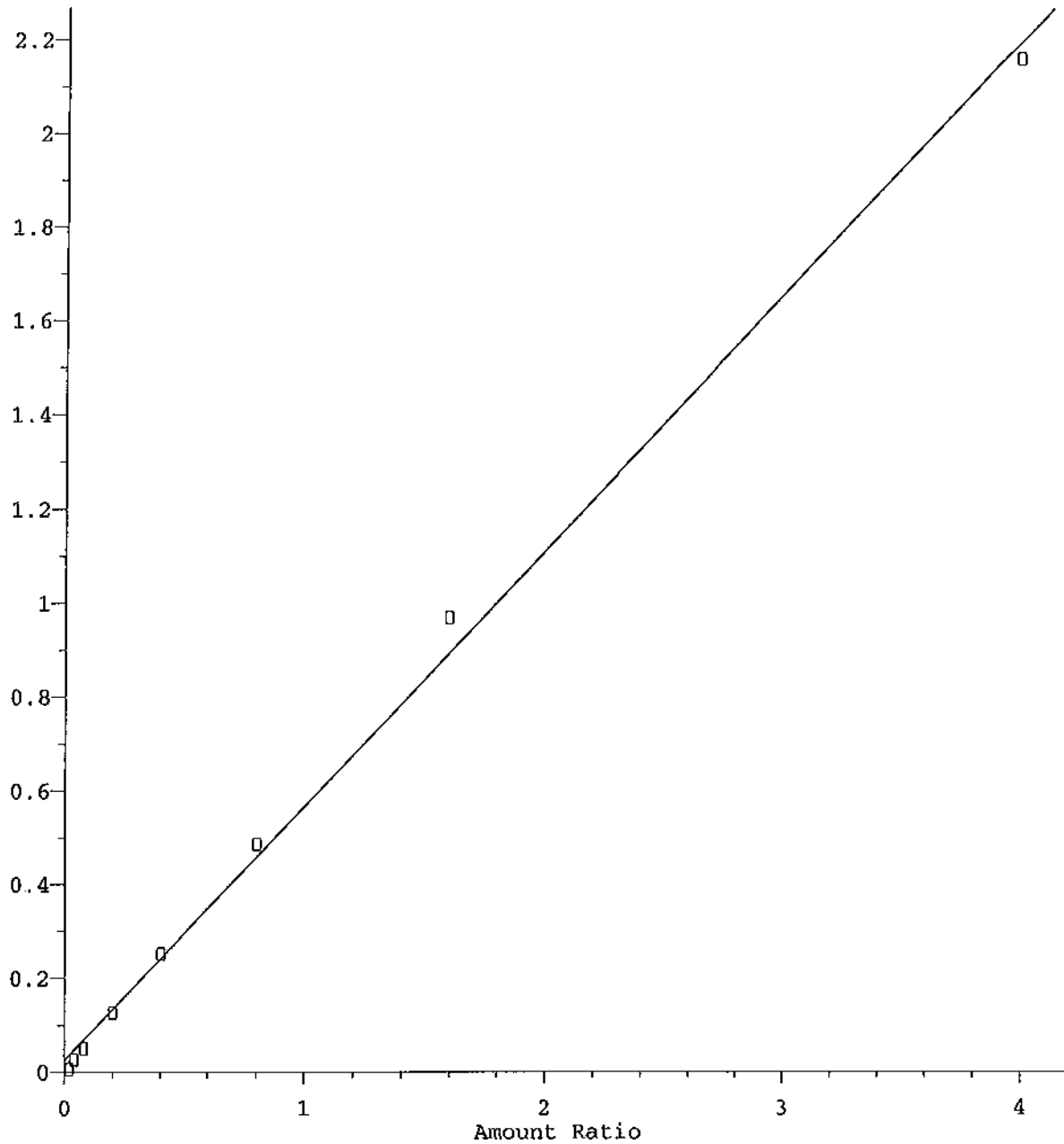




Method Name: M:\CHICO\DATA\C111030\CALLW.M
Calibration Table Last Updated: Fri Dec 02 11:32:50 2011

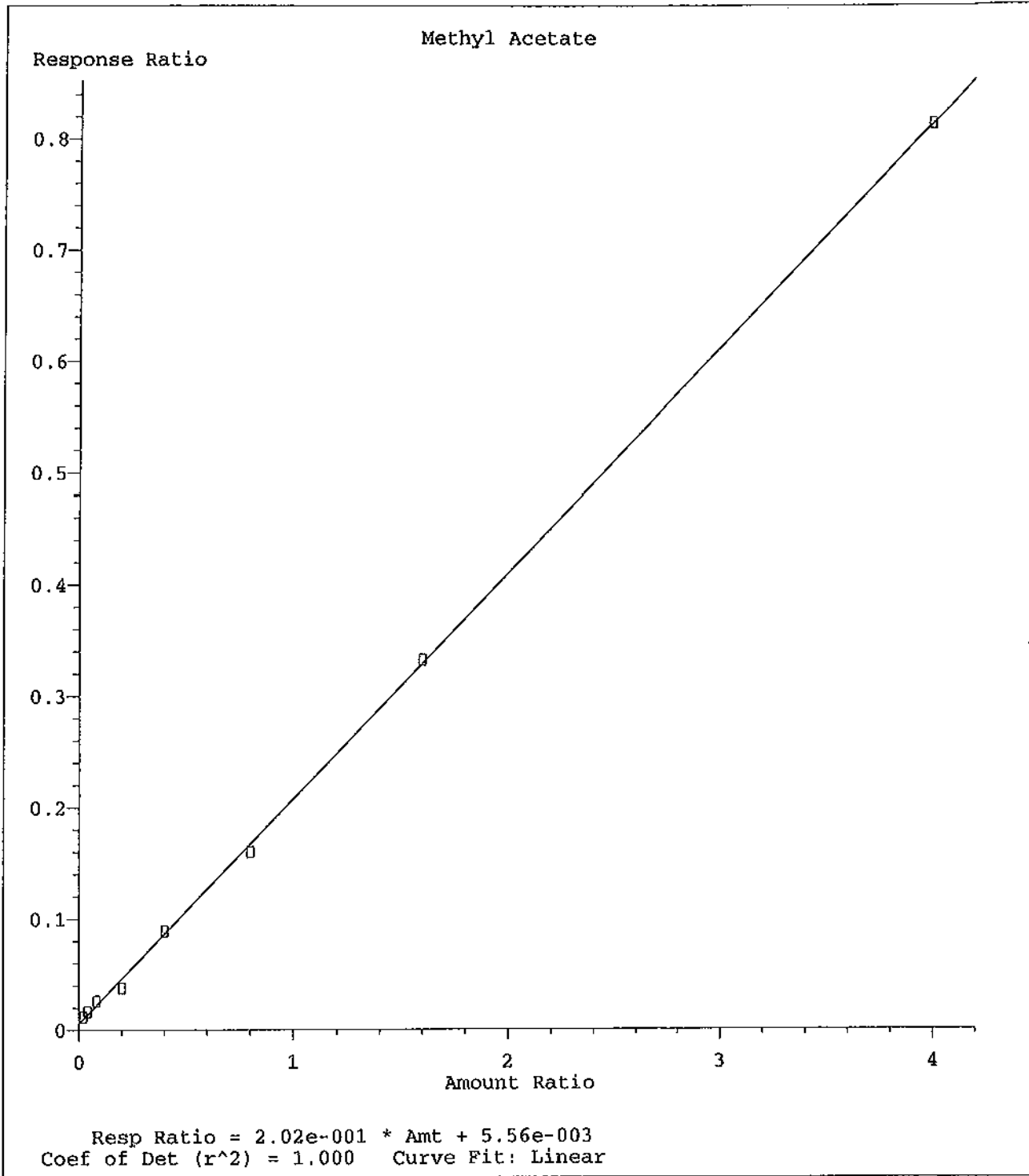
Freon-113

Response Ratio

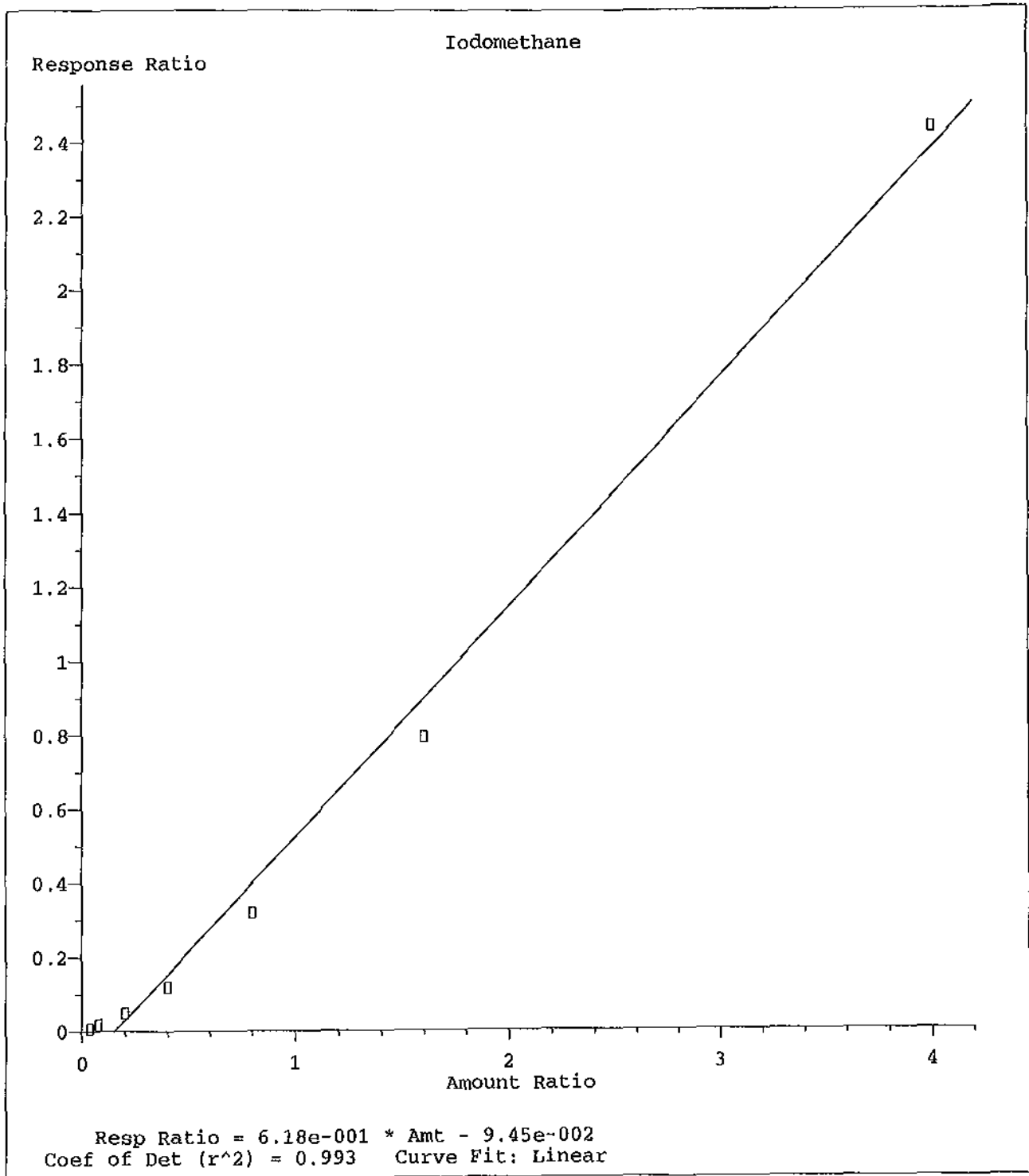


Resp Ratio = 5.43e-001 * Amt + 2.52e-002
Coef of Det (r^2) = 0.998 Curve Fit: Linear

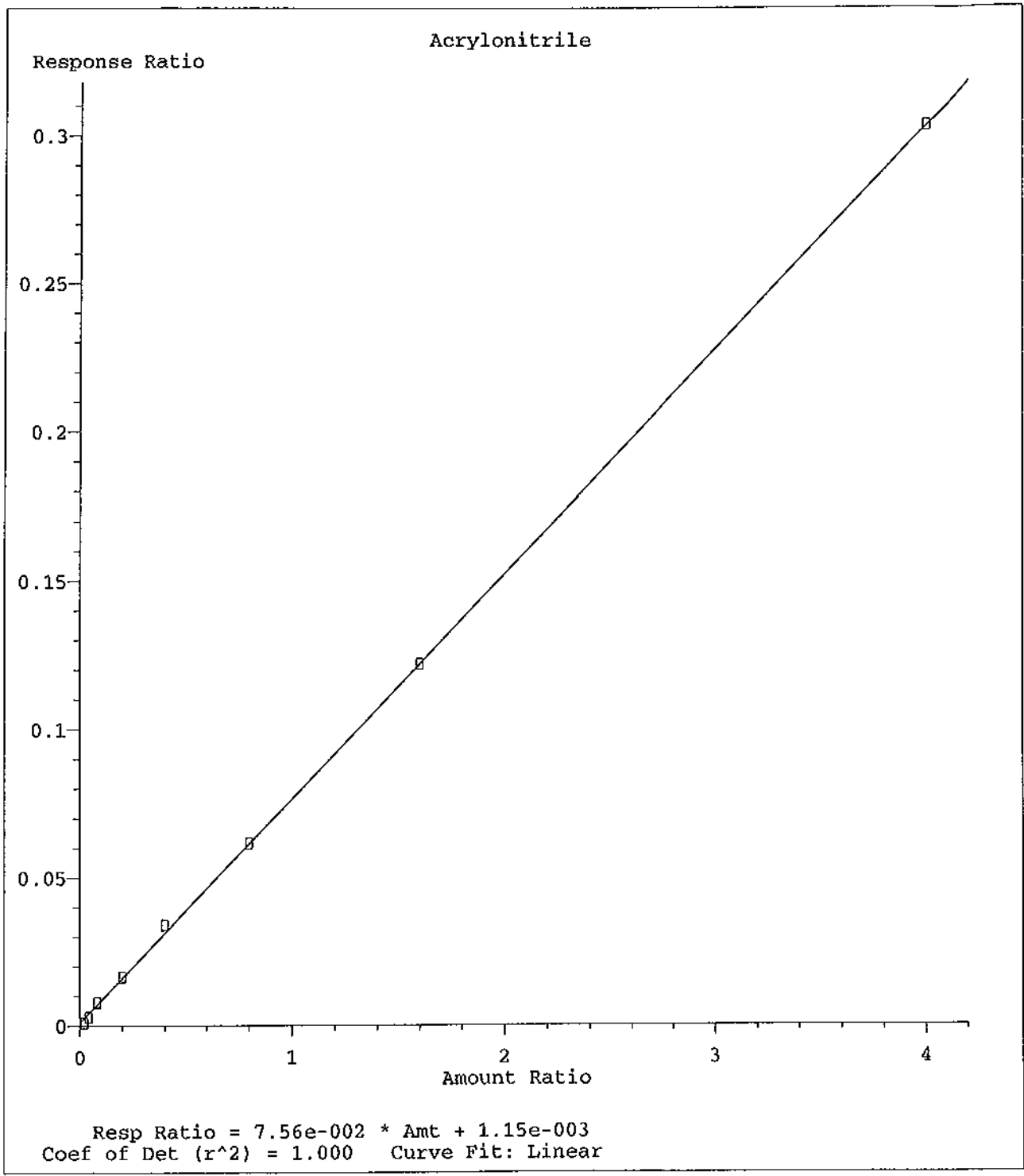
Method Name: M:\CHICO\DATA\C111030\CALLW.M
Calibration Table Last Updated: Fri Dec 02 11:32:50 2011



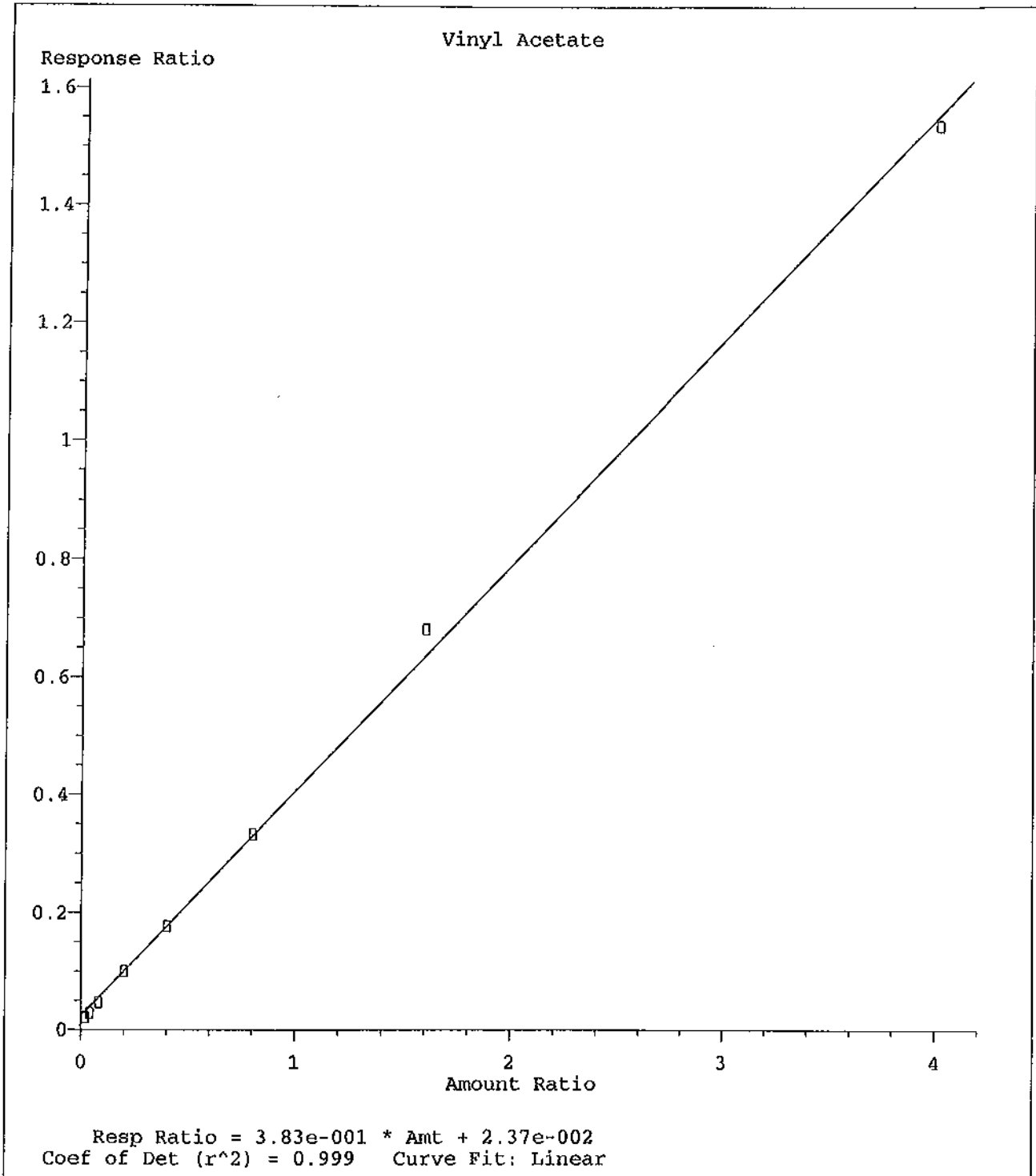
Method Name: M:\CHICO\DATA\C111030\CALLW.M
Calibration Table Last Updated: Fri Dec 02 11:32:50 2011



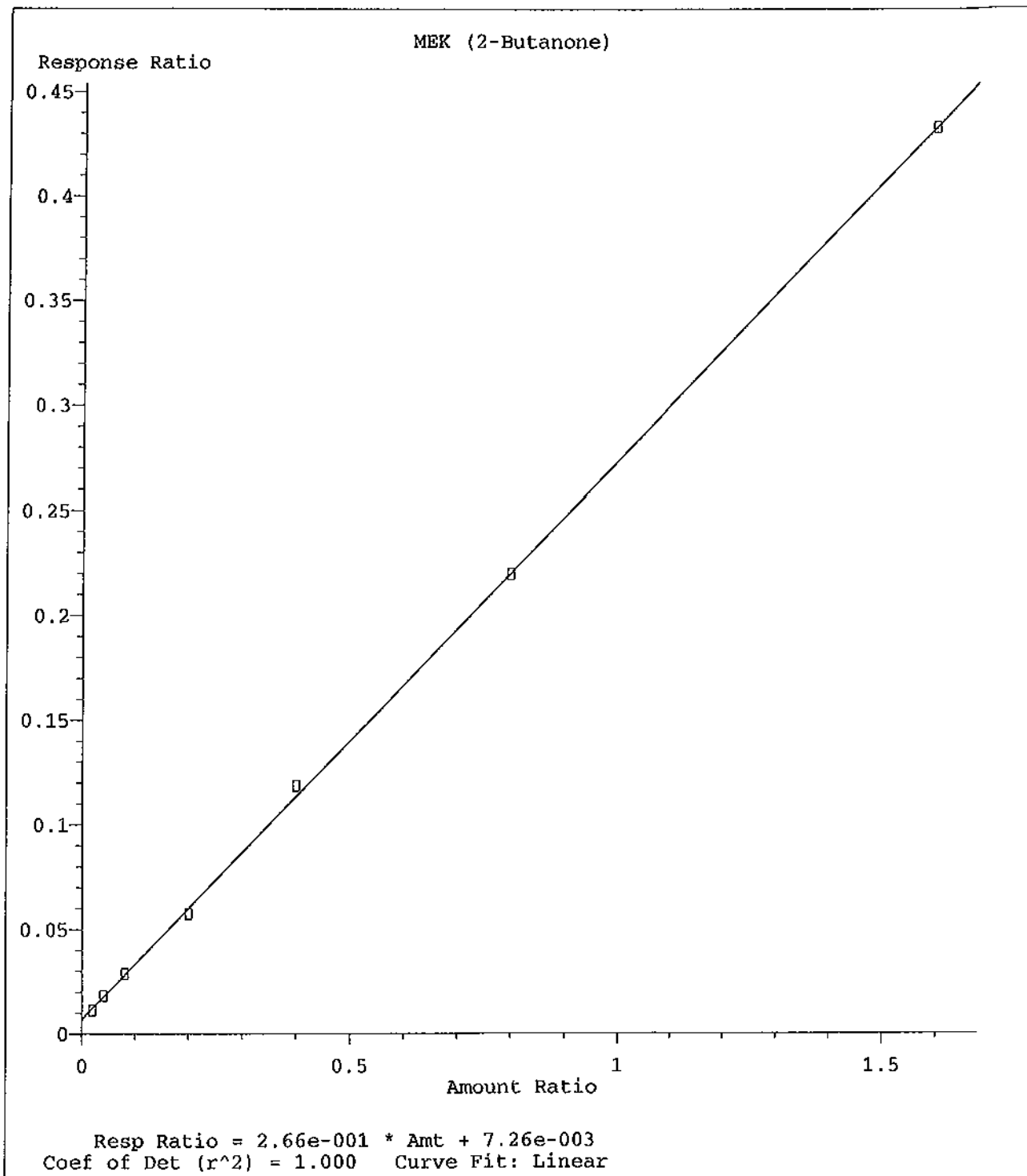
Method Name: M:\CHICO\DATA\C111030\CALLW.M
Calibration Table Last Updated: Fri Dec 02 11:32:50 2011



Method Name: M:\CHICO\DATA\C111030\CALLW.M
Calibration Table Last Updated: Fri Dec 02 11:32:50 2011



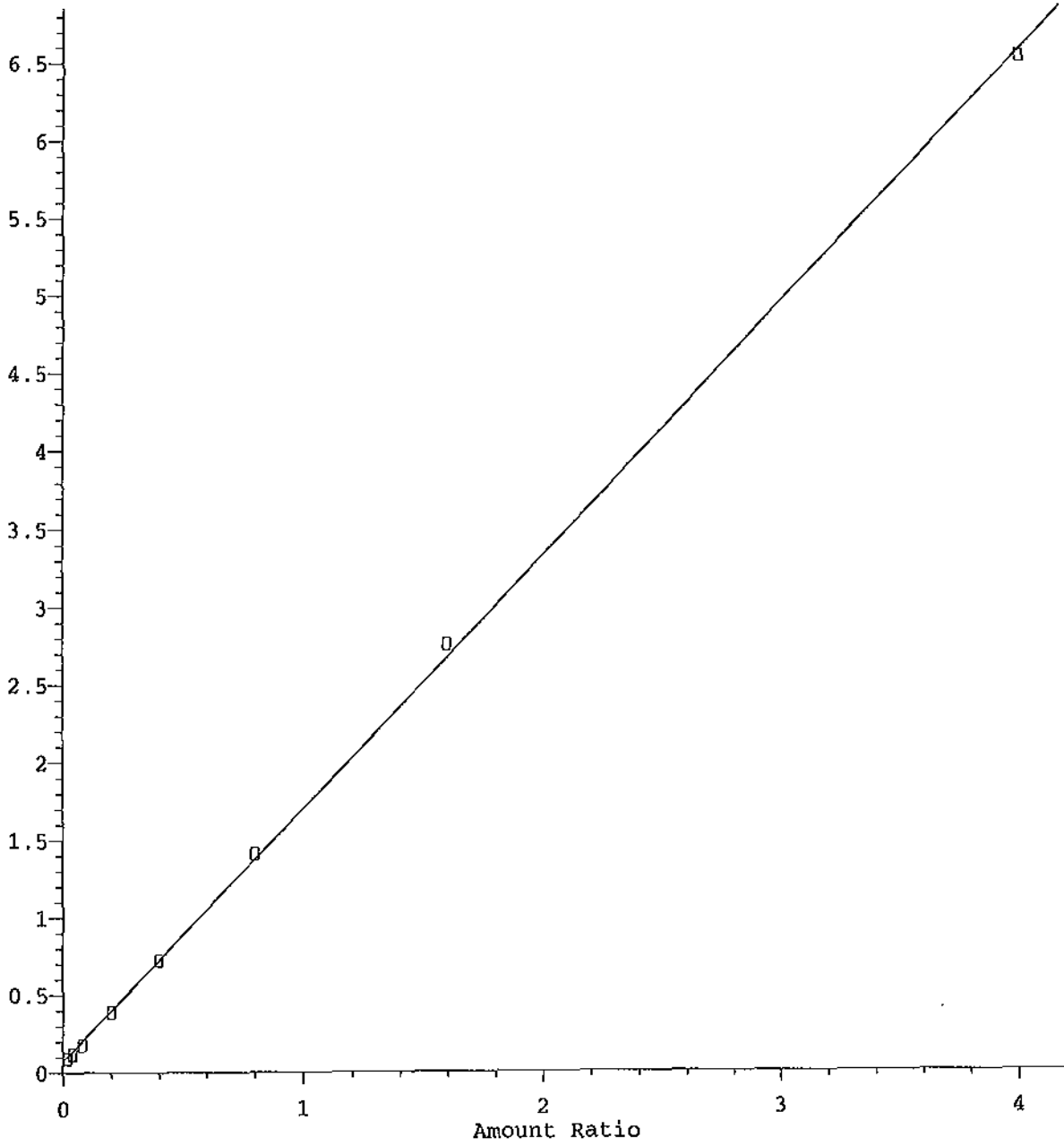
Method Name: M:\CHICO\DATA\C111030\CALLW.M
Calibration Table Last Updated: Fri Dec 02 11:32:50 2011



Method Name: M:\CHICO\DATA\C111030\CALLW.M
Calibration Table Last Updated: Fri Dec 02 11:32:50 2011

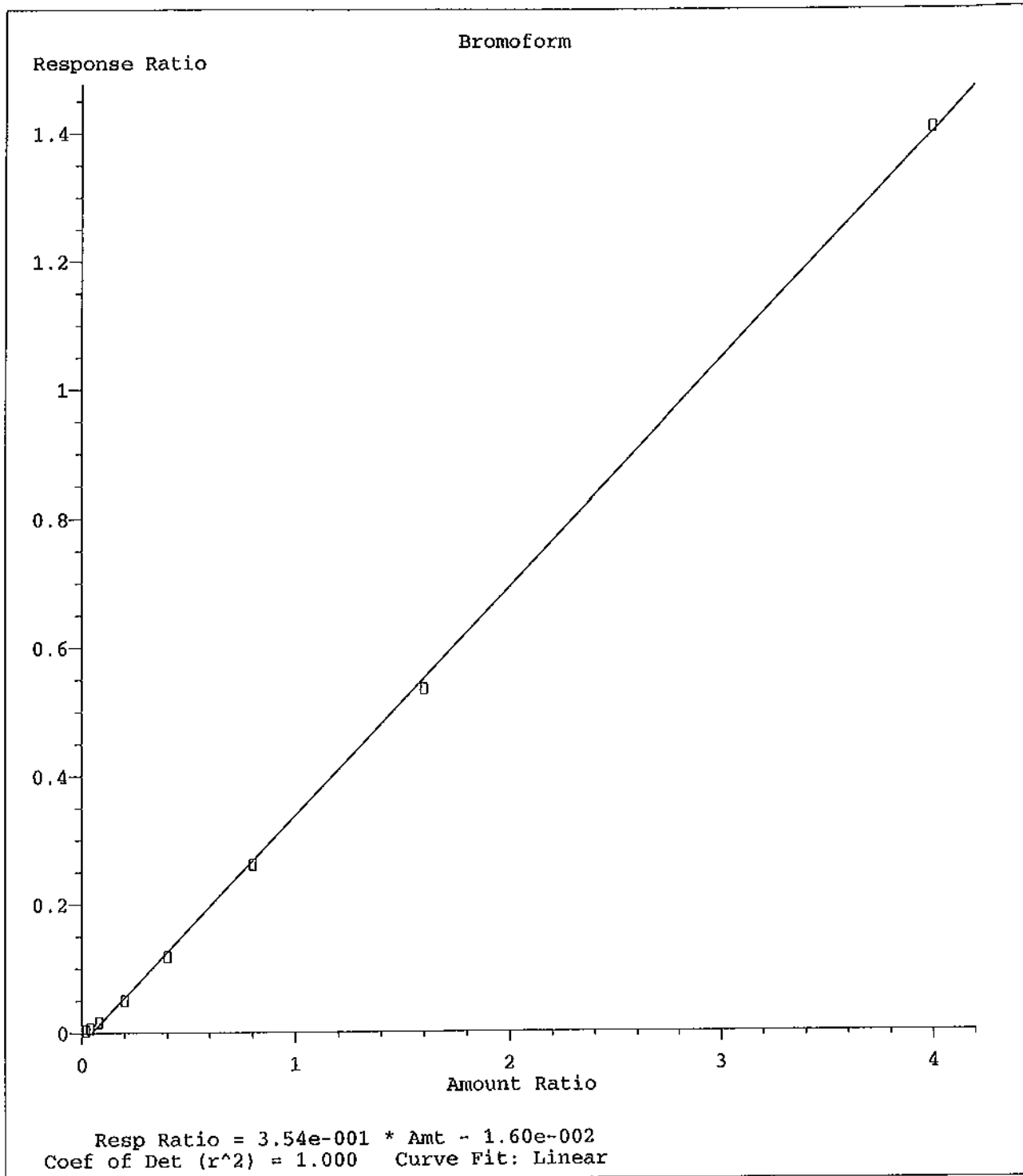
2,2,4-Trimethylpentane

Response Ratio



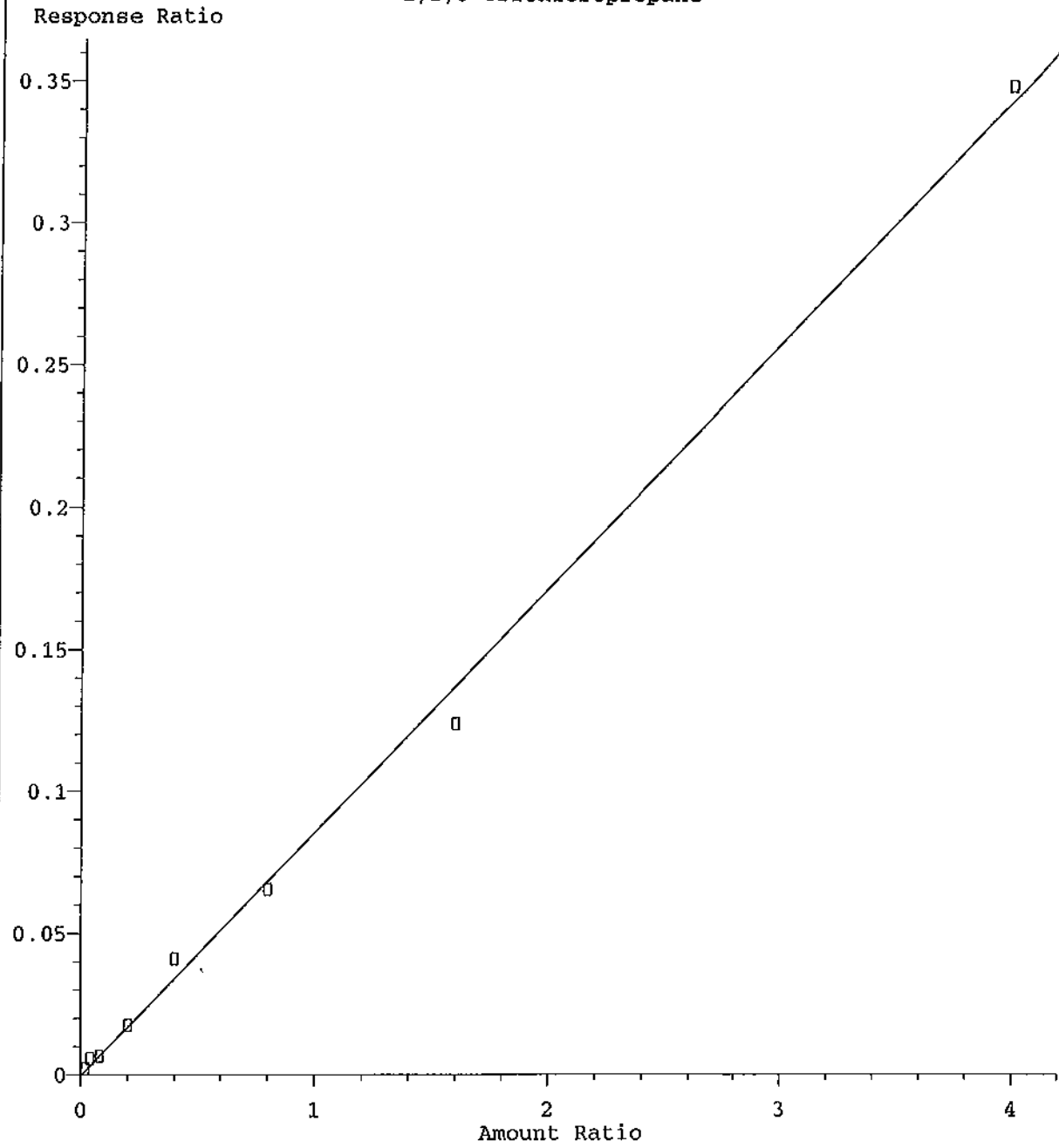
Resp Ratio = 1.62e+000 * Amt + 7.49e-002
Coef of Det (r^2) = 1.000 Curve Fit: Linear

Method Name: M:\CHICO\DATA\C111030\CALLW.M
Calibration Table Last Updated: Fri Dec 02 11:32:50 2011



Method Name: M:\CHICO\DATA\C111030\CALLW.M
Calibration Table Last Updated: Fri Dec 02 11:32:50 2011

1,2,3-Trichloropropane

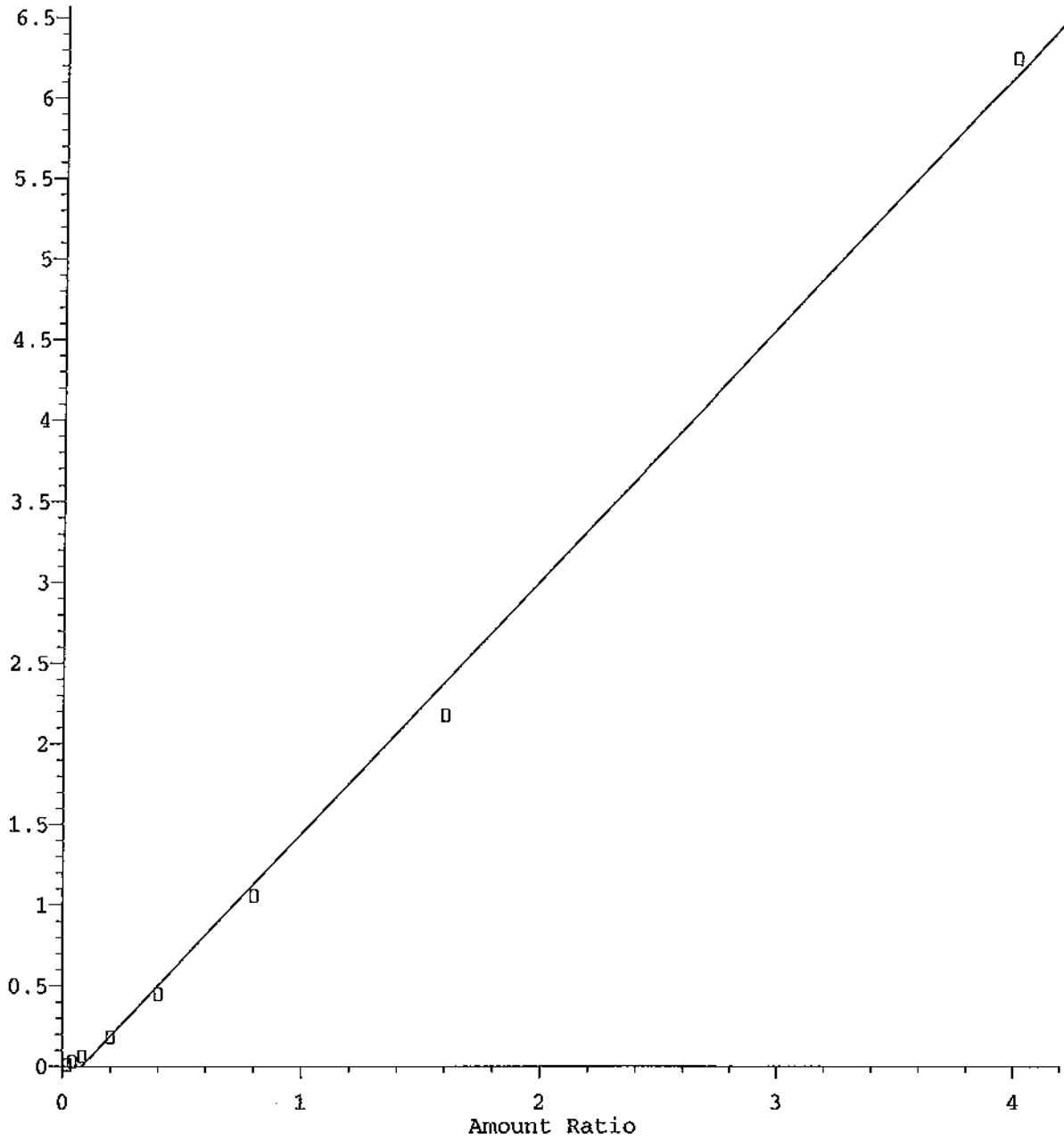


Resp Ratio = $8.58e-002 * Amt - 3.12e-004$
Coef of Det (r^2) = 0.997 Curve Fit: Linear

Method Name: M:\CHICO\DATA\C111030\CALLW.M
Calibration Table Last Updated: Fri Dec 02 11:32:50 2011

Hexachloroethane

Response Ratio

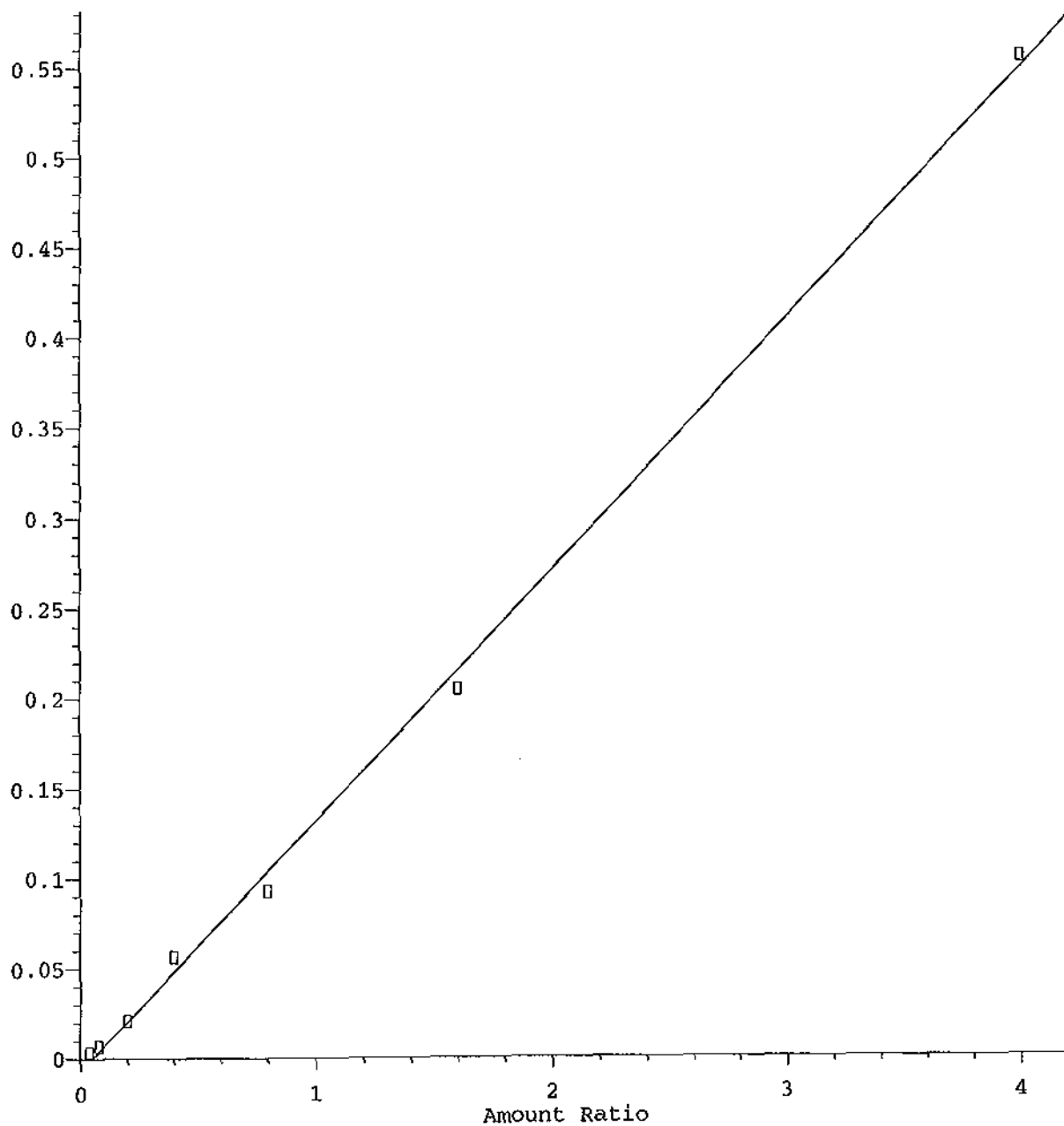


Resp Ratio = 1.57e+000 * Amt - 1.23e-001
Coef of Det (r^2) = 0.997 Curve Fit: Linear

Method Name: M:\CHICO\DATA\C111030\CALLW.M
Calibration Table Last Updated: Fri Dec 02 11:32:50 2011

1,2-Dibromo-3-chloropropane

Response Ratio



Resp Ratio = 1.39e-001 * Amt - 7.18e-003
Coef of Det (r^2) = 0.998 Curve Fit: Linear

Method Name: M:\CHICO\DATA\C111030\CALLW.M
Calibration Table Last Updated: Fri Dec 02 11:32:50 2011

VOLATILE ORGANIC ANALYSIS BY
EPA METHOD 8260B

Form 7

Second Source Calibration

Lab Name: APPL, Inc.
Case No: _____
Matrix: _____

SDG No: _____
Date Analyzed: 10/31/11
Instrument: Chico
Initial Cal. Date: 10/30/11
Data File: 1030C28W.D

	Compound	MEAN	CCRF	%D	%Drift
1	I Fluorobenzene (IS)	ISTD			I
2	TM Dichlorodifluoromethane	0.9211	0.9249	0.42	TM
3	TM Freon 114	0.5769	0.6094	5.6	TM
4	TM** Chloromethane	1.141	1.076	5.8	TM**
5	TM* Vinyl chloride	0.7635	0.7773	1.8	TM*
6	TML 1,3-Butadiene	0.0000	0.0015	0.00	TML
7	TM Bromomethane	0.5542	0.4961	10	TM
8	TM Chloroethane	0.6306	0.5609	11	TM
9	TM Dichlorofluoromethane	1.744	1.607	7.8	TM
10	TM Trichlorofluoromethane	1.035	1.006	2.8	TM
11	Acetonitrile	0.0274	0.0263	4.1	
12	TM Acrolein	0.0125	0.0115	8.4	TM
13	TML Acetone	0.1859	0.0931	50	TML 30*
14	TML Freon-113	0.5715	0.5758	0.75	TML 5.5
15	TM* 1,1-DCE	0.7137	0.6303	12	TM*
16	TM t-Butanol	0.0034	0.0035	3.5	TM
17	TML Methyl Acetate	0.2927	0.2030	31	TML 6.3
18	TML Iodomethane	0.3500	0.4253	21	TML 7.0
19	TML Acrylonitrile	0.0764	0.0746	2.3	TML 5.1
20	TM Methylene chloride	0.6808	0.6159	9.5	TM
21	TM Carbon disulfide	0.6935	0.6450	7.0	TM
22	TM Methyl t-butyl ether (MTBE)	1.079	1.046	3.1	TM
23	TM Trans-1,2-DCE	0.8280	0.7498	9.5	TM
24	TM Diisopropyl Ether	2.385	2.306	3.3	TM
25	TM** 1,1-DCA	1.414	1.411	0.23	TM**
26	TML Vinyl Acetate	0.5623	0.4364	22	TML 1.5
27	TM Ethyl tert Butyl Ether	1.628	1.646	1.1	TM
28	TML MEK (2-Butanone)	0.3591	0.2972	17	TML 4.8
29	TM Cis-1,2-DCE	0.8509	0.7812	8.2	TM
30	TM 2,2-Dichloropropane	1.013	0.8669	14	TM
31	TM* Chloroform	1.361	1.332	2.1	TM*
32	TM Bromochloromethane	0.2369	0.2434	2.8	TM
33	S Dibromofluoromethane(S)	0.6660	0.6700	0.60	S
34	TM 1,1,1-TCA	1.237	1.182	4.5	TM
35	TM Cyclohexane	1.152	1.120	2.8	TM
36	TM 1,1-Dichloropropene	1.060	0.9998	5.7	TM
37	TML 2,2,4-Trimethylpentane	2.316	1.725	26	TML 5.3
38	S 1,2-DCA-D4(S)	0.5928	0.5784	2.4	S
39	TM Carbon Tetrachloride	0.8521	0.8321	2.3	TM
40	TM Tert Amyl Methyl Ether	1.217	1.216	0.15	TM

Average

8.3

VOLATILE ORGANIC ANALYSIS BY
EPA METHOD 8260B

Form 7

Second Source Calibration

Lab Name: APPL, Inc.
Case No: _____
Matrix: 0

SDG No: _____
Date Analyzed: 10/31/11
Instrument: Chico
Cal. Date: 10/30/11
Data File: 1030C28W.D

		Compound	MEAN	CCRF	%D	%Drift
41	TM	1,2-DCA	0.6984	0.6709	3.9	TM
42	TM	Benzene	3.046	2.887	5.2	TM
43	TM	TCE	0.8437	0.8134	3.6	TM
44	TM	2-Pentanone	0.1765	0.1769	0.25	TM
45	TM*	1,2-Dichloropropane	0.6924	0.6963	0.57	TM*
46	TM	Bromodichloromethane	0.7910	0.7910	0.01	TM
47	TM	Methyl Cyclohexane	0.9859	0.9347	5.2	TM
48	TM	Dibromomethane	0.2769	0.2811	1.5	TM
49	TM	2-Chloroethyl vinyl ether	0.1760	0.1764	0.23	TM
50	TM	1-Bromo-2-chloroethane	0.5908	0.6129	3.7	TM
51	TM	Cis-1,3-Dichloropropene	0.7543	0.7571	0.37	TM
52	TM*	Toluene	3.005	2.824	6.0	TM*
53	TM	Trans-1,3-Dichloropropene	0.5430	0.5270	3.0	TM
54	TM	1,1,2-TCA	0.2927	0.2901	0.90	TM
55	I	Chlorobenzene-D5 (IS)	ISTD			I
56	S	Toluene-D8(S)	3.518	3.782	7.5	S
57	TM	1,2-EDB	0.4758	0.5074	6.6	TM
58	TM	Tetrachloroethene	1.285	1.296	0.81	TM
59	TM	1-Chlorohexane	1.480	1.493	0.86	TM
60	TM	1,1,1,2-Tetrachloroethane	0.8047	0.8891	10	TM
61	TM	m&p-Xylene	1.899	1.889	0.49	TM
62	TM	o-Xylene	1.826	1.894	3.7	TM
63	TM	Styrene	2.756	2.935	6.5	TM
64	S	4-Bromofluorobenzene(S)	1.260	1.394	11	S
65	TM	2-Hexanone	0.2288	0.2487	8.7	TM
66	TM	1,3-Dichloropropane	0.9383	0.9463	0.86	TM
67	TM	Dibromochloromethane	0.6125	0.6760	10	TM
68	TM**	Chlorobenzene	2.716	2.809	3.4	TM**
69	TM*	Ethylbenzene	5.058	5.094	0.71	TM*
70	TM**L	Bromoform	0.2607	0.2895	11	TM**L 6.8
71	I	1,4-Dichlorobenzene-D (IS)	ISTD			I
72	TM	MIBK (methyl isobutyl ketone)	0.7107	0.6949	2.2	TM
73	TM	Isopropylbenzene	9.061	8.888	1.9	TM
74	TM**	1,1,2,2-Tetrachloroethane	0.7585	0.7787	2.7	TM**
75	TML	1,2,3-Trichloropropane	0.0967	0.1006	4.1	TML 18
76	TM	t-1,4-Dichloro-2-Butene	0.1720	0.1758	2.2	TM
77	TM	Bromobenzene	2.090	2.104	0.64	TM
78	TM	n-Propylbenzene	10.8	10.6	2.1	TM
79	TM	4-Ethyltoluene	7.480	6.973	6.8	TM
80	TM	2-Chlorotoluene	7.159	7.027	1.8	TM
Average					3.7	

VOLATILE ORGANIC ANALYSIS BY
EPA METHOD 8260B

Form 7

Second Source Calibration

Lab Name: APPL, Inc.
Case No: _____
Matrix: 0

SDG No: _____
Date Analyzed: 10/31/11
Instrument: Chico
Cal. Date: 10/30/11
Data File: 1030C28W.D

		Compound	MEAN	CCRF	%D	%Drift	
81	TM	1,3,5-Trimethylbenzene	7.359	7.258	1.4	TM	
82	TM	4-Chlorotoluene	6.164	5.899	4.3	TM	
83	TM	Tert-Butylbenzene	7.967	7.897	0.88	TM	
84	TM	1,2,4-Trimethylbenzene	7.686	7.097	7.7	TM	
85	TM	Sec-Butylbenzene	9.555	9.679	1.3	TM	
86	TM	p-Isopropyltoluene	8.184	8.031	1.9	TM	
87	TM	Benzyl Chloride	1.086	0.9559	12	TM	
88	TM	1,3-DCB	4.274	4.133	3.3	TM	
89	TM	1,4-DCB	3.967	3.945	0.56	TM	
90	TML	Hexachloroethane	1.021	1.085	6.2	TML	11
91	TM	n-Butylbenzene	7.138	6.849	4.1	TM	
92	TM	1,2-DCB	3.400	3.438	1.1	TM	
93	TML	1,2-Dibromo-3-chloropropane	0.1148	0.1240	8.0	TML	2.0
94	TM	1,2,4-Trichlorobenzene	2.464	2.504	1.7	TM	
95	TM	Hexachlorobutadiene	0.4476	0.4720	5.5	TM	
96	TM	Naphthalene	3.040	3.207	5.5	TM	
97	TM	1,2,3-Trichlorobenzene	1.864	2.025	8.7	TM	
98							
99							
100							
101							
102							
103							
104							
105							
106							
107							
108							
109							
110							
111							
112							
113							
114							
115							
116							
117							
118							
119							
120							

Average

4.4

Data File : M:\CHICO\DATA\C111030\1030C28W.D Vial: 1
 Acq On : 31 Oct 11 8:48 Operator: STC
 Sample : 111030A LCS-1WC (SS) Inst : Chico
 Misc : Water 10mLw/ IS&S:10-30/10-26-11 Multiplr: 1.00

Quant Time: Dec 2 11:35 2011 Quant Results File: CALLW.RES

Quant Method : M:\CHICO\DATA\C111030\CALLW.M (RTE Integrator)
 Title : METHOD 8260
 Last Update : Fri Dec 02 11:32:50 2011
 Response via : Initial Calibration
 DataAcq Meth : V8260

Internal Standards	R.T.	QIon	Response	Conc	Units	Dev(Min)
1) Fluorobenzene (IS)	12.84	96	600576	25.00000	ppb	0.00
55) Chlorobenzene-D5 (IS)	18.04	117	389760	25.00000	ppb	0.00
71) 1,4-Dichlorobenzene-D (IS)	22.24	152	212800	25.00000	ppb	0.00
System Monitoring Compounds						
33) Dibromofluoromethane(S)	11.42	111	402364	25.15012	ppb	0.00
Spiked Amount	25.097		Recovery	=	100.210%	
38) 1,2-DCA-D4(S)	12.23	65	347346	24.38980	ppb	0.00
Spiked Amount	24.225		Recovery	=	100.680%	
56) Toluene-D8(S)	15.50	98	1474138	26.88019	ppb	0.00
Spiked Amount	25.808		Recovery	=	104.153%	
64) 4-Bromofluorobenzene(S)	20.11	95	543410	27.65447	ppb	0.00
Spiked Amount	25.459		Recovery	=	108.620%	
Target Compounds						
2) Dichlorodifluoromethane	4.07	85	222193	10.04166	ppb	100
3) Freon 114	4.33	85	146402	10.56428	ppb	93
4) Chloromethane	4.55	50	258385	9.42321	ppb	99
5) Vinyl chloride	4.82	62	186738	10.18146	ppb	96
7) Bromomethane	5.72	94	119189	8.95228	ppb	94
8) Chloroethane	5.91	64	134747	8.89428	ppb	97
9) Dichlorofluoromethane	6.01	67	386134	9.21828	ppb	97
10) Trichlorofluoromethane	6.52	101	241622	9.72027	ppb	99
11) Acetonitrile	7.64	41	78885	119.90087	ug/l	100
12) Acrolein	7.16	56	34469	114.48914	ppb	96
13) Acetone	7.27	43	22365	12.99757	ppb	# 84
14) Freon-113	7.46	101	138327	9.44782	ppb	97
15) 1,1-DCE	7.67	96	151407	8.83040	ppb	96
16) t-Butanol	7.76	59	10529	129.32077	ppb	93
17) Methyl Acetate	8.18	43	48755	9.36519	ppb	96
18) Iodomethane	8.16	142	102169	10.69989	ppb	90
19) Acrylonitrile	8.56	53	17916	9.49044	ppb	79
20) Methylene chloride	8.47	84	147951	9.04673	ppb	99
21) Carbon disulfide	8.56	76	154944	9.30051	ppb	100
22) Methyl t-butyl ether (MtBE)	8.89	73	251165	9.69151	ppb	96
23) Trans-1,2-DCE	9.10	96	180083	9.05360	ppb	88
24) Diisopropyl Ether	9.75	45	553904	9.66784	ppb	94
25) 1,1-DCA	9.79	63	339012	9.97748	ppb	99
26) Vinyl Acetate	9.42	43	104836	9.85383	ppb	# 83
27) Ethyl tert Butyl Ether	10.45	59	395408	10.10888	ppb	99
28) MEK (2-Butanone)	10.44	43	71405	10.48433	ppb	99
29) Cis-1,2-DCE	10.82	96	187663	9.18084	ppb	97
30) 2,2-Dichloropropane	10.82	77	208247	8.55600	ppb	97
31) Chloroform	11.10	83	320091	9.79258	ppb	99
32) Bromochloromethane	11.32	128	58472	10.27501	ppb	98
34) 1,1,1-TCA	11.84	97	283983	9.55329	ppb	96
35) Cyclohexane	12.00	56	268948	9.71733	ppb	94
36) 1,1-Dichloropropene	12.10	75	240188	9.42981	ppb	99
37) 2,2,4-Trimethylpentane	12.18	57	414455	9.47423	ppb	98
39) Carbon Tetrachloride	12.30	117	199898	9.76577	ppb	98
40) Tert Amyl Methyl Ether	12.34	73	292021	9.98459	ppb	99
41) 1,2-DCA	12.38	62	161160	9.60516	ppb	100
42) Benzene	12.50	78	693647	9.47863	ppb	96
43) TCE	13.53	95	195399	9.64105	ppb	91

Algorithm Check: (222193)(25) / (600576)(0.92007) = 10.04166347 ✓
ARS 12/7/11

Data File : M:\CHICO\DATA\C111030\1030C28W.D
 Acq On : 31 Oct 11 8:48
 Sample : 111030A LCS-1WC (SS)
 Misc : Water 10mLw/ IS&S:10-30/10-26-11

Vial: 1
 Operator: STC
 Inst : Chico
 Multiplr: 1.00

Quant Time: Dec 2 11:35 2011

Quant Results File: CALLW.RES

Quant Method : M:\CHICO\DATA\C111030\CALLW.M (RTE Integrator)
 Title : METHOD 8260
 Last Update : Fri Dec 02 11:32:50 2011
 Response via : Initial Calibration
 DataAcq Meth : V8260

Compound	R.T.	QIon	Response	Conc	Unit	Qvalue
44) 2-Pentanone	13.20	43	531259	125.31057	ppb	97
45) 1,2-Dichloropropane	13.76	63	167281	10.05687	ppb #	94
46) Bromodichloromethane	14.11	83	190021	9.99949	ppb #	91
47) Methyl Cyclohexane	13.82	83	224538	9.48040	ppb	99
48) Dibromomethane	14.16	93	67527	10.15102	ppb	95
49) 2-Chloroethyl vinyl ether	14.57	63	42382	10.02259	ppb	95
50) 1-Bromo-2-chloroethane	14.88	63	147231	10.37368	ppb #	79
51) Cis-1,3-Dichloropropene	15.00	75	181879	10.03716	ppb	100
52) Toluene	15.63	91	678338	9.39804	ppb	99
53) Trans-1,3-Dichloropropene	15.80	75	126600	9.70449	ppb	98
54) 1,1,2-TCA	16.08	83	69681	9.91034	ppb	93
57) 1,2-EDB	17.33	107	79107	10.66417	ppb	94
58) Tetrachloroethene	16.78	164	202010	10.08114	ppb	94
59) 1-Chlorohexane	17.70	91	232734	10.08580	ppb	97
60) 1,1,1,2-Tetrachloroethane	18.16	131	138607	11.04877	ppb	99
61) m&p-Xylene	18.35	106	589147	19.90172	ppb	97
62) o-Xylene	19.11	106	295217	10.36928	ppb	98
63) Styrene	19.13	104	457607	10.64883	ppb	93
65) 2-Hexanone	16.11	43	38770	10.87089	ppb	95
66) 1,3-Dichloropropane	16.49	76	147530	10.08561	ppb	98
67) Dibromochloromethane	16.97	129	105397	11.03714	ppb	82
68) Chlorobenzene	18.10	112	437982	10.34243	ppb	97
69) Ethylbenzene	18.22	91	794180	10.07104	ppb	100
70) Bromoform	19.65	173	45131	9.31734	ppb	91
72) MIBK (methyl isobutyl keto)	14.68	43	59150	9.77763	ppb	87
73) Isopropylbenzene	19.73	105	756513	9.80877	ppb	98
74) 1,1,2,2-Tetrachloroethane	19.90	83	66287	10.26718	ppb #	74
75) 1,2,3-Trichloropropane	20.16	110	8565	11.81260	ppb	82
76) t-1,4-Dichloro-2-Butene	20.23	53	14963	10.22116	ppb #	92
77) Bromobenzene	20.48	156	179052	10.06445	ppb	89
78) n-Propylbenzene	20.44	91	900774	9.79012	ppb	100
79) 4-Ethyltoluene	20.63	105	593563	9.32229	ppb	97
80) 2-Chlorotoluene	20.74	91	598129	9.81561	ppb	98
81) 1,3,5-Trimethylbenzene	20.72	105	617840	9.86323	ppb	99
82) 4-Chlorotoluene	20.82	91	502123	9.56935	ppb	98
83) Tert-Butylbenzene	21.36	119	672218	9.91209	ppb	97
84) 1,2,4-Trimethylbenzene	21.42	105	604092	9.23368	ppb	96
85) Sec-Butylbenzene	21.76	105	823845	10.12964	ppb	96
86) p-Isopropyltoluene	21.99	119	683604	9.81315	ppb	98
87) Benzyl Chloride	22.42	91	81362	8.79846	ppb	94
88) 1,3-DCB	22.12	146	351790	9.66926	ppb	95
89) 1,4-DCB	22.30	146	335795	9.94420	ppb	96
90) Hexachloroethane	23.59	117	92345	8.87470	ppb	87
91) n-Butylbenzene	22.69	91	582962	9.59448	ppb	98
92) 1,2-DCB	22.93	146	292666	10.11316	ppb	97
93) 1,2-Dibromo-3-chloropropan	24.14	155	10559	10.20135	ppb	92
94) 1,2,4-Trichlorobenzene	25.59	180	213173	10.16551	ppb	98
95) Hexachlorobutadiene	25.84	223	40176	10.54513	ppb	97
96) Naphthalene	25.94	128	272964	10.54986	ppb	99
97) 1,2,3-Trichlorobenzene	26.29	180	172357	10.86589	ppb	99

(#) = qualifier out of range (m) = manual integration
 1030C28W.D CALLW.M Tue Dec 06 18:23:45 2011

Quantitation Report

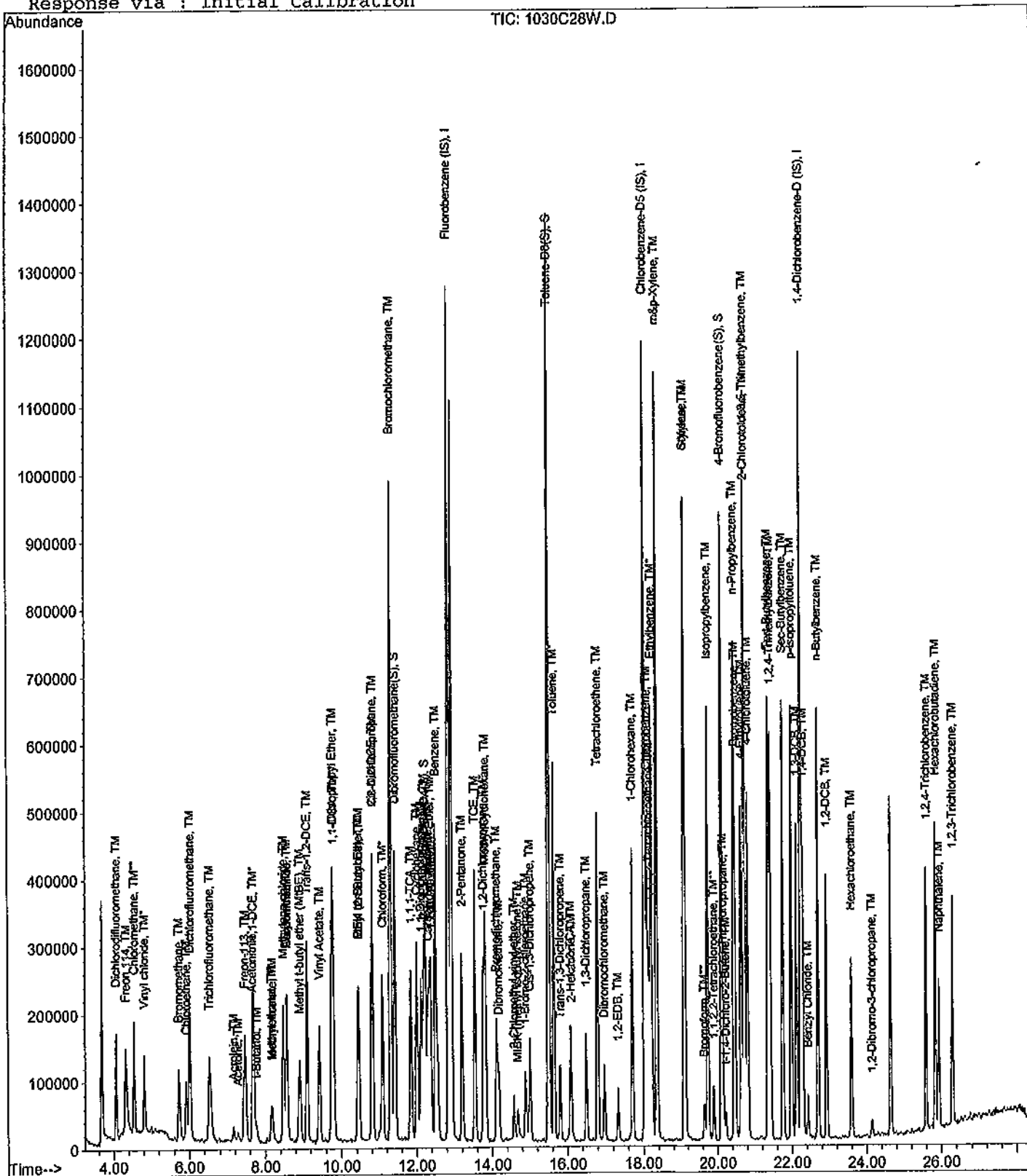
Data File : M:\CHICO\DATA\C111030\1030C28W.D
Acq On : 31 Oct 11 8:48
Sample : 111030A LCS-1WC (SS)
Misc : Water 10mLw/ IS&S:10-30/10-26-11

Vial: 1
Operator: STC
Inst : Chico
Multiplr: 1.00

Quant Time: Dec 2 11:35 2011

Quant Results File: CALLW.RES

Method : M:\CHICO\DATA\C111030\CALLW.M (RTE Integrator)
Title : METHOD 8260
Last Update : Fri Dec 02 11:32:50 2011
Response via : Initial Calibration



VOLATILE ORGANIC ANALYSIS BY
EPA METHOD 8260B

Form 7

Continuing Calibration

Lab Name: APPL, Inc.

SDG No: _____

Case No: _____

Date Analyzed: 10/31/2011

Matrix: _____

Instrument: Chico

Initial Cal. Date: 10/30/2011

Data File: 1031C02W.D

		Compound	MEAN	CCRF	%D	%Drift
1	I	Fluorobenzene (IS)	ISTD			I
2	TM	Dichlorodifluoromethane	0.9211	0.8622	6.4	TM
3	TM	Freon 114	0.5769	0.5612	2.7	TM
4	TM**	Chloromethane	1.141	1.018	11	TM**
5	TM*	Vinyl chloride	0.7635	0.8076	5.8	TM*
6	TML	1,3-Butadiene	0.0000	0.0017	0.00	TML
7	TM	Bromomethane	0.5542	0.5380	2.9	TM
8	TM	Chloroethane	0.6306	0.5693	9.7	TM
9	TM	Dichlorofluoromethane	1.744	1.571	9.9	TM
10	TM	Trichlorofluoromethane	1.035	0.9789	5.4	TM
11		Acetonitrile	0.0274	0.0260	5.2	
12	TM	Acrolein	0.0125	0.0125	0.57	TM
13	TML	Acetone	0.1859	0.0713	62	TML 0.43
14	TML	Freon-113	0.5715	0.6038	5.6	TML 0.36
15	TM*	1,1-DCE	0.7137	0.6583	7.8	TM*
16	TM	t-Butanol	0.0034	0.0021	37	TM
17	TML	Methyl Acetate	0.2927	0.1956	33	TML 10.0
18	TML	Iodomethane	0.3500	0.3727	6.5	TML 1.5
19	TML	Acrylonitrile	0.0764	0.0734	3.8	TML 6.6
20	TM	Methylene chloride	0.6808	0.6268	7.9	TM
21	TM	Carbon disulfide	0.6935	0.6528	5.9	TM
22	TM	Methyl t-butyl ether (MtBE)	1.079	0.9661	10	TM
23	TM	Trans-1,2-DCE	0.8280	0.7399	11	TM
24	TM	Diisopropyl Ether	2.385	2.226	6.7	TM
25	TM**	1,1-DCA	1.414	1.343	5.1	TM**
26	TML	Vinyl Acetate	0.5623	0.4408	22	TML 0.32
27	TM	Ethyl tert Butyl Ether	1.628	1.520	6.7	TM
28	TML	MEK (2-Butanone)	0.3591	0.2543	29	TML 11
29	TM	Cis-1,2-DCE	0.8509	0.7655	10	TM
30	TM	2,2-Dichloropropane	1.013	0.9468	6.6	TM
31	TM*	Chloroform	1.361	1.253	7.9	TM*
32	TM	Bromochloromethane	0.2369	0.2201	7.1	TM
33	S	Dibromofluoromethane(S)	0.6660	0.6433	3.4	S
34	TM	1,1,1-TCA	1.237	1.126	9.0	TM
35	TM	Cyclohexane	1.152	1.143	0.80	TM
36	TM	1,1-Dichloropropene	1.060	0.9996	5.7	TM
37	TML	2,2,4-Trimethylpentane	2.316	1.858	20	TML 2.9
38	S	1,2-DCA-D4(S)	0.5928	0.5215	12	S
39	TM	Carbon Tetrachloride	0.8521	0.8067	5.3	TM
40	TM	Tert Amyl Methyl Ether	1.217	1.116	8.3	TM

Average

10.7

*WT
APPL 12/7/11

VOLATILE ORGANIC ANALYSIS BY
EPA METHOD 8260B

Form 7

Continuing Calibration

Lab Name: APPL, Inc.
Case No: _____
Matrix: 0

SDG No: _____
Date Analyzed: 10/31/2011
Instrument: Chico
Cal. Date: 10/30/2011
Data File: 1031C02W.D

		Compound	MEAN	CCRF	%D	%Drift
41	TM	1,2-DCA	0.6984	0.5937	15	TM
42	TM	Benzene	3.046	2.875	5.6	TM
43	TM	TCE	0.8437	0.7628	9.6	TM
44	TM	2-Pentanone	0.1765	0.1647	6.7	TM
45	TM*	1,2-Dichloropropane	0.6924	0.6619	4.4	TM*
46	TM	Bromodichloromethane	0.7910	0.7515	5.0	TM
47	TM	Methyl Cyclohexane	0.9859	0.9591	2.7	TM
48	TM	Dibromomethane	0.2769	0.2622	5.3	TM
49	TM	2-Chloroethyl vinyl ether	0.1760	0.1609	8.6	TM
50	TM	1-Bromo-2-chloroethane	0.5908	0.5327	9.8	TM
51	TM	Cis-1,3-Dichloropropene	0.7543	0.7166	5.0	TM
52	TM*	Toluene	3.005	2.851	5.1	TM*
53	TM	Trans-1,3-Dichloropropene	0.5430	0.5071	6.6	TM
54	TM	1,1,2-TCA	0.2927	0.2818	3.7	TM
55	I	Chlorobenzene-D5 (IS)	ISTD			I
56	S	Toluene-D8(S)	3.518	3.680	4.6	S
57	TM	1,2-EDB	0.4758	0.4707	1.1	TM
58	TM	Tetrachloroethene	1.285	1.235	3.9	TM
59	TM	1-Chlorohexane	1.480	1.471	0.61	TM
60	TM	1,1,1,2-Tetrachloroethane	0.8047	0.8122	0.94	TM
61	TM	m&p-Xylene	1.899	1.800	5.2	TM
62	TM	o-Xylene	1.826	1.777	2.7	TM
63	TM	Styrene	2.756	2.669	3.2	TM
64	S	4-Bromofluorobenzene(S)	1.260	1.290	2.4	S
65	TM	2-Hexanone	0.2288	0.2098	8.3	TM
66	TM	1,3-Dichloropropane	0.9383	0.8969	4.4	TM
67	TM	Dibromochloromethane	0.6125	0.5870	4.2	TM
68	TM**	Chlorobenzene	2.716	2.601	4.3	TM**
69	TM*	Ethylbenzene	5.058	4.826	4.6	TM*
70	TM**L	Bromoform	0.2607	0.2604	0.11	TM**L 15
71	I	1,4-Dichlorobenzene-D (IS)	ISTD			I
72	TM	MIBK (methyl isobutyl ketone)	0.7107	0.6863	3.4	TM
73	TM	Isopropylbenzene	9.061	9.020	0.45	TM
74	TM**	1,1,2,2-Tetrachloroethane	0.7585	0.8216	8.3	TM**
75	TML	1,2,3-Trichloropropane	0.0967	0.0854	12	TML 0.36
76	TM	t-1,4-Dichloro-2-Butene	0.1720	0.1606	6.6	TM
77	TM	Bromobenzene	2.090	2.008	3.9	TM
78	TM	n-Propylbenzene	10.8	10.6	1.8	TM
79	TM	4-Ethyltoluene	7.480	6.945	7.2	TM
80	TM	2-Chlorotoluene	7.159	6.943	3.0	TM
		Average			5.0	

VOLATILE ORGANIC ANALYSIS BY
EPA METHOD 8260B

Form 7

Continuing Calibration

Lab Name: APPL, Inc.
Case No: _____
Matrix: 0

SDG No: _____
Date Analyzed: 10/31/2011
Instrument: Chico
Cal. Date: 10/30/2011
Data File: 1031C02W.D

		Compound	MEAN	CCRF	%D	%Drift
81	TM	1,3,5-Trimethylbenzene	7.359	7.059	4.1	TM
82	TM	4-Chlorotoluene	6.164	5.847	5.1	TM
83	TM	Tert-Butylbenzene	7.967	7.808	2.0	TM
84	TM	1,2,4-Trimethylbenzene	7.686	6.996	9.0	TM
85	TM	Sec-Butylbenzene	9.555	9.541	0.15	TM
86	TM	p-Isopropyltoluene	8.184	7.999	2.3	TM
87	TM	Benzyl Chloride	1.086	1.151	5.9	TM
88	TM	1,3-DCB	4.274	4.119	3.6	TM
89	TM	1,4-DCB	3.967	3.876	2.3	TM
90	TML	Hexachloroethane	1.021	1.208	18	TML 3.4
91	TM	n-Butylbenzene	7.138	6.711	6.0	TM
92	TM	1,2-DCB	3.400	3.318	2.4	TM
93	TML	1,2-Dibromo-3-chloropropane	0.1148	0.1181	2.8	TML 2.3
94	TM	1,2,4-Trichlorobenzene	2.464	2.292	7.0	TM
95	TM	Hexachlorobutadiene	0.4476	0.4054	9.4	TM
96	TM	Naphthalene	3.040	2.816	7.4	TM
97	TM	1,2,3-Trichlorobenzene	1.864	1.703	8.6	TM
98						
99						
100						
101						
102						
103						
104						
105						
106						
107						
108						
109						
110						
111						
112						
113						
114						
115						
116						
117						
118						
119						
120						

Average

5.7

Data File : M:\CHICO\DATA\C111030\1031C02W.D Vial: 1
 Acq On : 31 Oct 11 20:28 Operator: STC
 Sample : Voc Std 10-31-11@10ug/L Inst : Chico
 Misc : Water 10mLw/ IS&S:10-30/10-26-11 Multiplr: 1.00

Quant Time: Dec 2 11:35 2011

Quant Results File: CALLW.RES

Quant Method : M:\CHICO\DATA\C111030\CALLW.M (RTE Integrator)
 Title : METHOD 8260
 Last Update : Fri Dec 02 11:32:50 2011
 Response via : Initial Calibration
 DataAcq Meth : V8260

Internal Standards	R.T.	QIon	Response	Conc	Units	Dev(Min)
1) Fluorobenzene (IS)	12.85	96	691622	25.00000	ppb	0.01
55) Chlorobenzene-D5 (IS)	18.04	117	457984	25.00000	ppb	0.00
71) 1,4-Dichlorobenzene-D (IS)	22.25	152	237760	25.00000	ppb	0.01
System Monitoring Compounds						
33) Dibromofluoromethane(S)	11.44	111	444919	24.14911	ppb	0.01
Spiked Amount	25.097		Recovery	=	96.222%	
38) 1,2-DCA-D4(S)	12.23	65	360696	21.99310	ppb	0.00
Spiked Amount	24.225		Recovery	=	90.785%	
56) Toluene-D8(S)	15.51	98	1685172	26.15083	ppb	0.01
Spiked Amount	25.808		Recovery	=	101.328%	
64) 4-Bromofluorobenzene(S)	20.12	95	591025	25.59709	ppb	0.01
Spiked Amount	25.459		Recovery	=	100.540%	
Target Compounds						
						Qvalue
2) Dichlorodifluoromethane	4.07	85	238529	9.36086	ppb	93
3) Freon 114	4.35	85	155246	9.72775	ppb	88
4) Chloromethane	4.56	50	281528	8.91564	ppb	100
5) Vinyl chloride	4.83	62	223413	10.57754	ppb	96
7) Bromomethane	5.73	94	148847	9.70815	ppb	99
8) Chloroethane	5.92	64	157492	9.02712	ppb	96
9) Dichlorofluoromethane	6.02	67	434534	9.00814	ppb	97
10) Trichlorofluoromethane	6.53	101	270813	9.46043	ppb	96
11) Acetonitrile	7.66	41	89751	118.45854	ug/l	100
12) Acrolein	7.17	56	43092	124.28864	ppb	91
13) Acetone	7.29	43	19730	9.95679	ppb	# 84
14) Freon-113	7.47	101	167045	9.96372	ppb	96
15) 1,1-DCE	7.69	96	182122	9.22351	ppb	86
16) t-Butanol	7.77	59	7385	78.76456	ppb	99
17) Methyl Acetate	8.21	43	54115	9.00148	ppb	95
18) Iodomethane	8.17	142	103108	9.84938	ppb	# 88
19) Acrylonitrile	8.56	53	20317	9.33972	ppb	86
20) Methylene chloride	8.49	84	173397	9.20692	ppb	97
21) Carbon disulfide	8.57	76	180608	9.41387	ppb	96
22) Methyl t-butyl ether (MtBE)	8.91	73	267268	8.95526	ppb	99
23) Trans-1,2-DCE	9.10	96	204697	8.93633	ppb	95
24) Diisopropyl Ether	9.76	45	615743	9.33240	ppb	97
25) 1,1-DCA	9.80	63	371502	9.49437	ppb	95
26) Vinyl Acetate	9.43	43	121934	9.96764	ppb	98
27) Ethyl tert Butyl Ether	10.45	59	420459	9.33427	ppb	# 89
28) MEK (2-Butanone)	10.44	43	70348	8.87086	ppb	100
29) Cis-1,2-DCE	10.83	96	211762	8.99603	ppb	93
30) 2,2-Dichloropropane	10.82	77	261919	9.34455	ppb	99
31) Chloroform	11.10	83	346586	9.20733	ppb	99
32) Bromochloromethane	11.33	128	60895	9.29213	ppb	88
34) 1,1,1-TCA	11.84	97	311618	9.10295	ppb	96
35) Cyclohexane	12.02	56	316184	9.92014	ppb	94
36) 1,1-Dichloropropene	12.11	75	276537	9.42766	ppb	98
37) 2,2,4-Trimethylpentane	12.18	57	513950	10.29061	ppb	96
39) Carbon Tetrachloride	12.31	117	223170	9.46745	ppb	93
40) Tert Amyl Methyl Ether	12.36	73	308751	9.16693	ppb	97

(#) = qualifier out of range (m) = manual integration

1031C02W.D CALLW.M Fri Dec 02 11:35:47 2011

Data File : M:\CHICO\DATA\C111030\1031C02W.D
 Acq On : 31 Oct 11 20:28
 Sample : Voc Std 10-31-11@10ug/L
 Misc : Water 10mLw/ IS&S:10-30/10-26-11

Vial: 1
 Operator: STC
 Inst : Chico
 Multiplr: 1.00

Quant Time: Dec 2 11:35 2011

Quant Results File: CALLW.RES

Quant Method : M:\CHICO\DATA\C111030\CALLW.M (RTE Integrator)
 Title : METHOD 8260
 Last Update : Fri Dec 02 11:32:50 2011
 Response via : Initial Calibration
 DataAcq Meth : V8260

Compound	R.T.	QIon	Response	Conc	Unit	Qvalue	
41) 1,2-DCA	12.38	62	164255	8.50091	ppb	#	93
42) Benzene	12.51	78	795327	9.43739	ppb		98
43) TCE	13.54	95	211023	9.04130	ppb		89
44) 2-Pentanone	13.21	43	569663	116.68058	ppb		93
45) 1,2-Dichloropropane	13.78	63	183110	9.55933	ppb	#	93
46) Bromodichloromethane	14.13	83	207908	9.50050	ppb		92
47) Methyl Cyclohexane	13.84	83	265332	9.72805	ppb		99
48) Dibromomethane	14.17	93	72544	9.46962	ppb		88
49) 2-Chloroethyl vinyl ether	14.59	63	44500	9.13814	ppb	#	94
50) 1-Bromo-2-chloroethane	14.89	63	147361	9.01603	ppb		87
51) Cis-1,3-Dichloropropene	15.02	75	198255	9.50061	ppb		94
52) Toluene	15.64	91	788659	9.48810	ppb		99
53) Trans-1,3-Dichloropropene	15.82	75	140296	9.33863	ppb		99
54) 1,1,2-TCA	16.09	83	77960	9.62820	ppb	#	88
57) 1,2-EDB	17.34	107	86231	9.89288	ppb	#	97
58) Tetrachloroethene	16.80	164	226307	9.61129	ppb		95
59) 1-Chlorohexane	17.71	91	269479	9.93854	ppb		95
60) 1,1,1,2-Tetrachloroethane	18.17	131	148790	10.09368	ppb		93
61) m&p-Xylene	18.37	106	659478	18.95895	ppb		99
62) o-Xylene	19.12	106	325481	9.72926	ppb		90
63) Styrene	19.13	104	488862	9.68150	ppb		97
65) 2-Hexanone	16.11	43	38443	9.17346	ppb		100
66) 1,3-Dichloropropane	16.51	76	164312	9.55956	ppb		94
67) Dibromochloromethane	16.98	129	107532	9.58326	ppb		86
68) Chlorobenzene	18.11	112	476427	9.57435	ppb		95
69) Ethylbenzene	18.23	91	884060	9.54078	ppb		98
70) Bromoform	19.65	173	47710	8.49625	ppb	#	62
72) MIBK (methyl isobutyl keto)	14.69	43	65269	9.65648	ppb		87
73) Isopropylbenzene	19.75	105	857810	9.95456	ppb		96
74) 1,1,2,2-Tetrachloroethane	19.90	83	78142	10.83278	ppb	#	95
75) 1,2,3-Trichloropropane	20.17	110	8119	10.03574	ppb		85
76) t-1,4-Dichloro-2-Butene	20.23	53	15270	9.33584	ppb	#	69
77) Bromobenzene	20.48	156	190969	9.60742	ppb		98
78) n-Propylbenzene	20.45	91	1009404	9.81907	ppb		97
79) 4-Ethyltoluene	20.65	105	660482	9.28431	ppb		94
80) 2-Chlorotoluene	20.74	91	660311	9.69848	ppb		99
81) 1,3,5-Trimethylbenzene	20.72	105	671295	9.59156	ppb		95
82) 4-Chlorotoluene	20.82	91	556109	9.48561	ppb		97
83) Tert-Butylbenzene	21.37	119	742560	9.79985	ppb		94
84) 1,2,4-Trimethylbenzene	21.43	105	665378	9.10275	ppb		95
85) Sec-Butylbenzene	21.77	105	907361	9.98530	ppb		96
86) p-Isopropyltoluene	22.00	119	760695	9.77343	ppb		99
87) Benzyl Chloride	22.44	91	109419	10.59035	ppb		93
88) 1,3-DCB	22.14	146	391768	9.63766	ppb		95
89) 1,4-DCB	22.31	146	368583	9.76931	ppb		98
90) Hexachloroethane	23.61	117	114864	9.65762	ppb		90
91) n-Butylbenzene	22.71	91	638272	9.40199	ppb		99
92) 1,2-DCB	22.93	146	315592	9.76053	ppb		98
93) 1,2-Dibromo-3-chloropropan	24.15	155	11227	9.77038	ppb	#	84
94) 1,2,4-Trichlorobenzene	25.59	180	217972	9.30316	ppb		97
95) Hexachlorobutadiene	25.85	223	38552	9.05660	ppb		96

(#) = qualifier out of range (m) = manual integration

Data File : M:\CHICO\DATA\C111030\1031C02W.D Vial: 1
 Acq On : 31 Oct 11 20:28 Operator: STC
 Sample : Voc Std 10-31-11@10ug/L Inst : Chico
 Misc : Water 10mLw/ IS&S:10-30/10-26-11 Multiplr: 1.00

Quant Time: Dec 2 11:35 2011 Quant Results File: CALLW.RES

Quant Method : M:\CHICO\DATA\C111030\CALLW.M (RTE Integrator)
 Title : METHOD 8260
 Last Update : Fri Dec 02 11:32:50 2011
 Response via : Initial Calibration
 DataAcq Meth : V8260

Compound	R.T.	QIon	Response	Conc	Unit	Qvalue
96) Naphthalene	25.94	128	267813	9.26416	ppb	# 92
97) 1,2,3-Trichlorobenzene	26.30	180	161983	9.13984	ppb	96

Quantitation Report

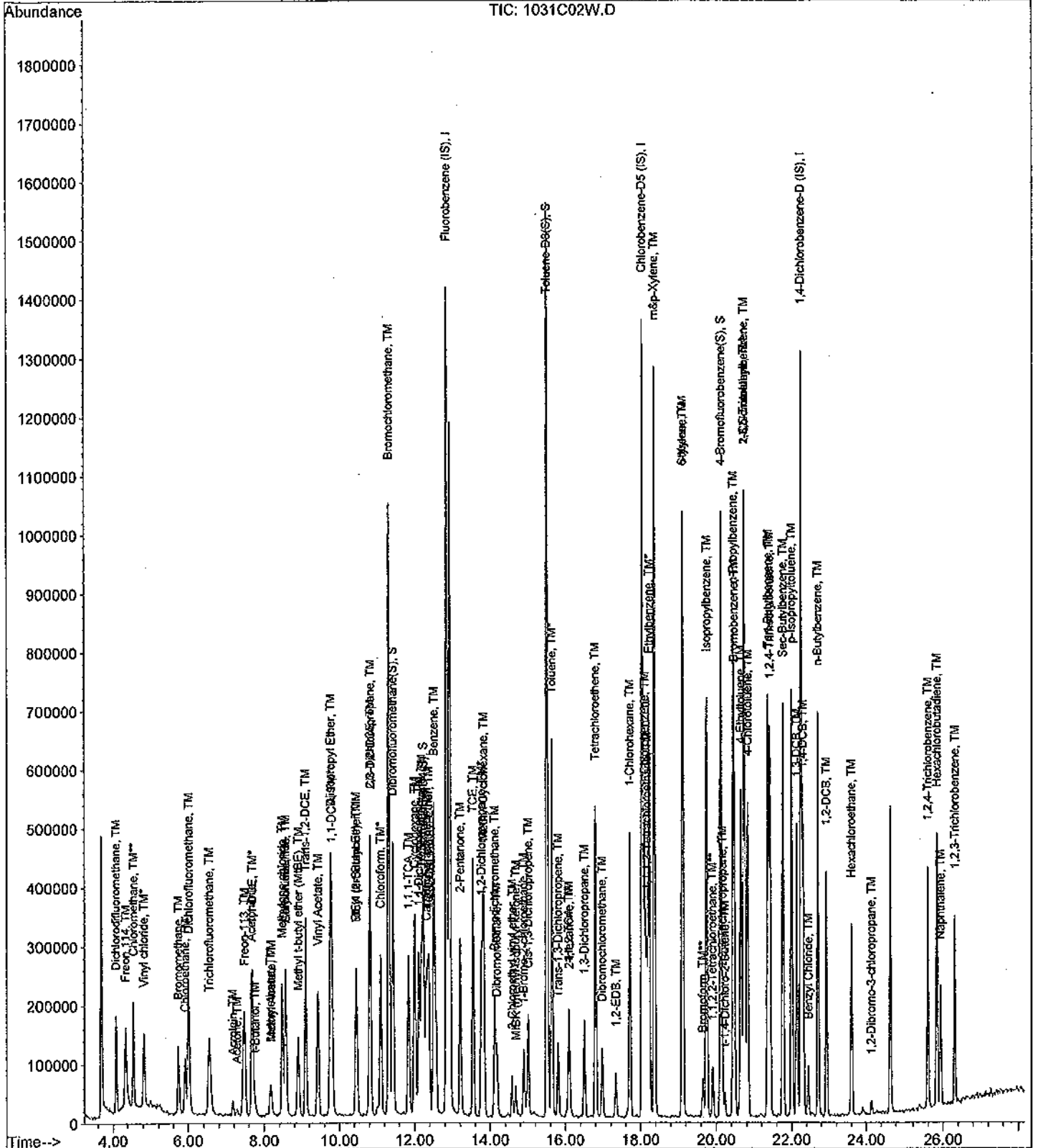
Data File : M:\CHICO\DATA\C111030\1031C02W.D
Acq On : 31 Oct 11 20:28
Sample : Voc Std 10-31-11@10ug/L
Misc : Water 10mLw/ IS&S:10-30/10-26-11

Vial: 1
Operator: STC
Inst : Chico
Multiplr: 1.00

Quant Time: Dec 2 11:35 2011

Quant Results File: CALLW.RES

Method : M:\CHICO\DATA\C111030\CALLW.M (RTE Integrator)
Title : METHOD 8260
Last Update : Fri Dec 02 11:32:50 2011
Response via : Initial Calibration



Data File : M:\CHICO\DATA\C111030\1030C05W.D Vial: 1
 Acq On : 30 Oct 11 16:17 Operator: STC
 Sample : Vol Std 10-30-11@20ug/L Inst : Chico
 Misc : Water 10mLw/ IS:10-30-11 Multiplr: 1.00

Quant Time: Nov 3 10:29 2011 Quant Results File: CGAS.RES

Quant Method : M:\CHICO\DATA\C111030\CGAS.M (RTE Integrator)
 Title : METHOD 8260B
 Last Update : Mon Oct 31 09:32:18 2011
 Response via : Initial Calibration
 DataAcq Meth : V8260

Internal Standards	R.T.	QIon	Response	Conc	Units	Dev(Min)
1) Fluorobenzene (IS)	12.86	TIC	1064868	25.00000	ppb	0.02
3) Chlorobenzene-D5 (IS)	18.05	TIC	1075283	25.00000	ppb	0.01
4) 1,4-Dichlorobenzene-D (IS)	22.26	TIC	1031464	25.00000	ppb	0.02

System Monitoring Compounds

Target Compounds	R.T.	QIon	Response	Conc	Units	Qvalue
2) Gasoline	18.05	TIC	15186538m	62.79631	ppb	100

Quantitation Report

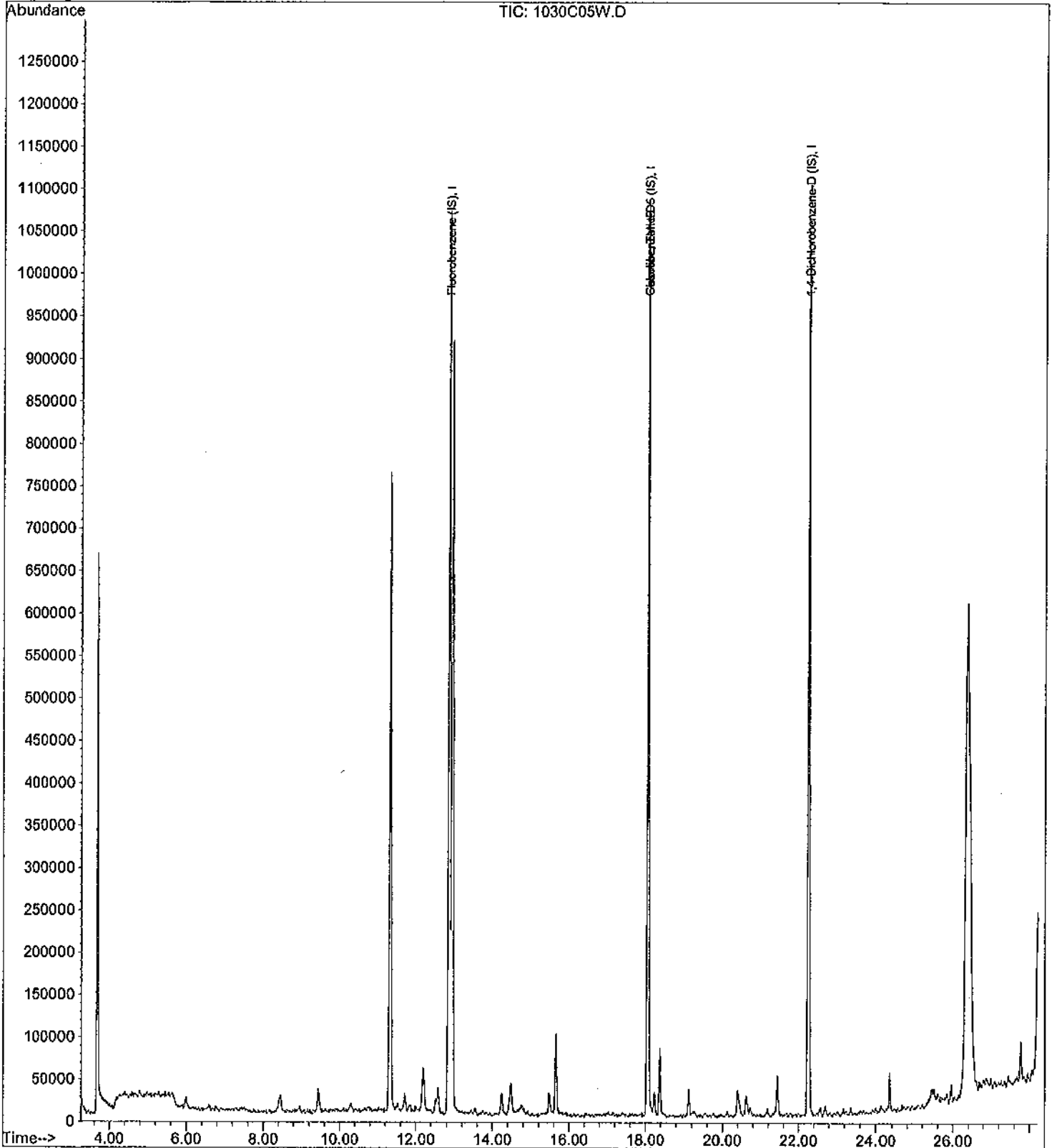
Data File : M:\CHICO\DATA\C111030\1030C05W.D
Acq On : 30 Oct 11 16:17
Sample : Vol Std 10-30-11@20ug/L
Misc : Water 10mLw/ IS:10-30-11

Vial: 1
Operator: STC
Inst : Chico
Multiplr: 1.00

Quant Time: Nov 3 10:29 2011

Quant Results File: CGAS.RES

Method : M:\CHICO\DATA\C111030\CGAS.M (RTE Integrator)
Title : METHOD 8260B
Last Update : Thu Nov 03 10:47:02 2011
Response via : Initial Calibration

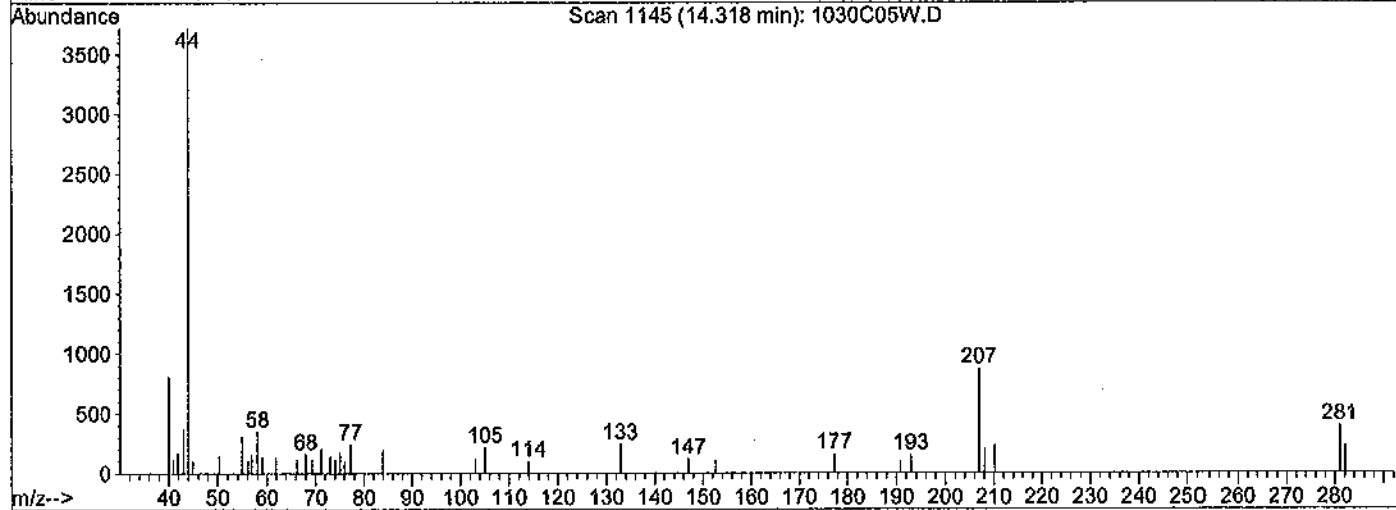
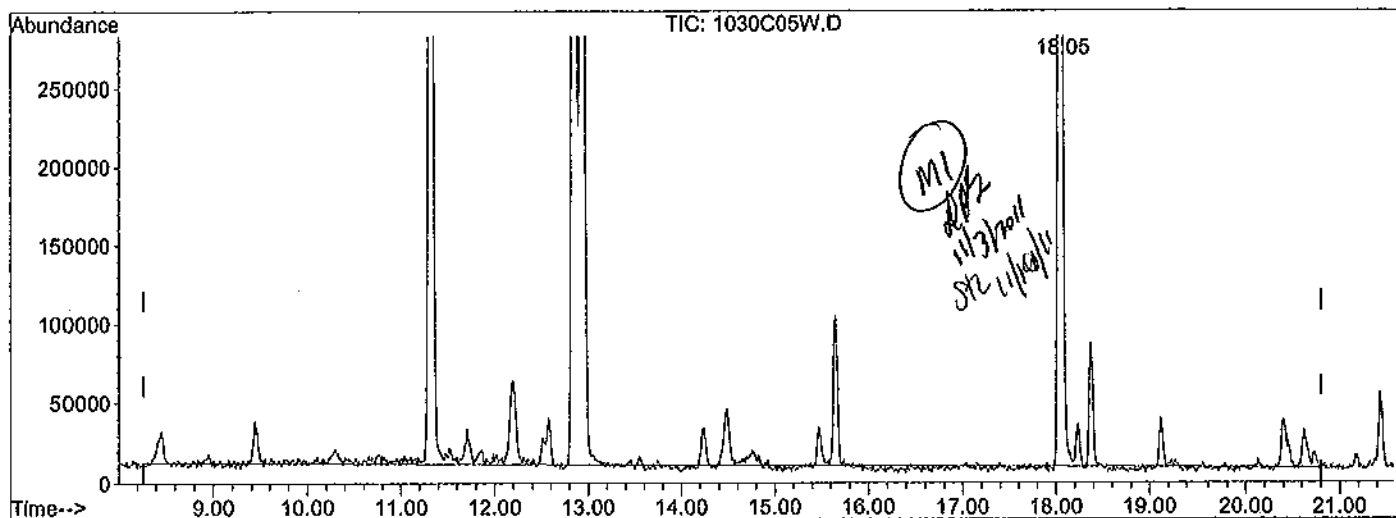


Quantitation Report

Data File : M:\CHICO\DATA\C111030\1030C05W.D
 Acq On : 30 Oct 11 16:17
 Sample : Vol Std 10-30-11@20ug/L
 Misc : Water 10mLw/ IS:10-30-11
 Quant Time: Oct 31 9:32 2011

Vial: 1
 Operator: STC
 Inst : Chico
 Multiplr: 1.00
 Quant Results File: temp.res

Method : M:\CHICO\DATA\C111030\CGAS.M (RTE Integrator)
 Title : METHOD 8260B
 Last Update : Mon Oct 31 09:35:31 2011
 Response via : Multiple Level Calibration



TIC: 1030C05W.D

(2) Gasoline (TMHB)

14.31min 48.1330ppb m

response 11640400

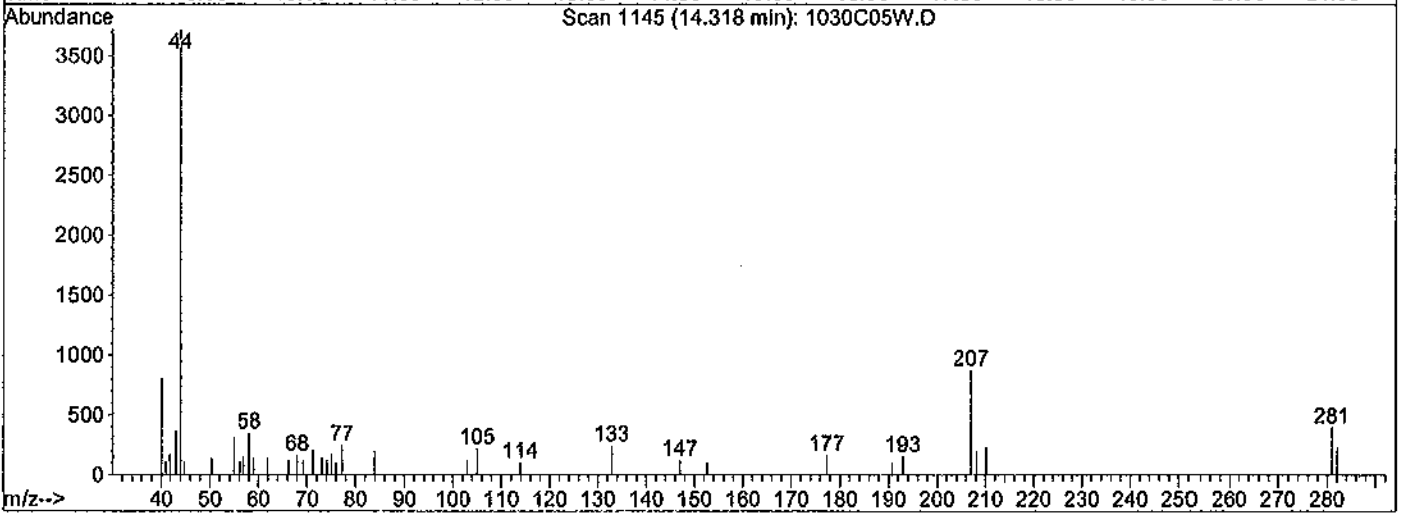
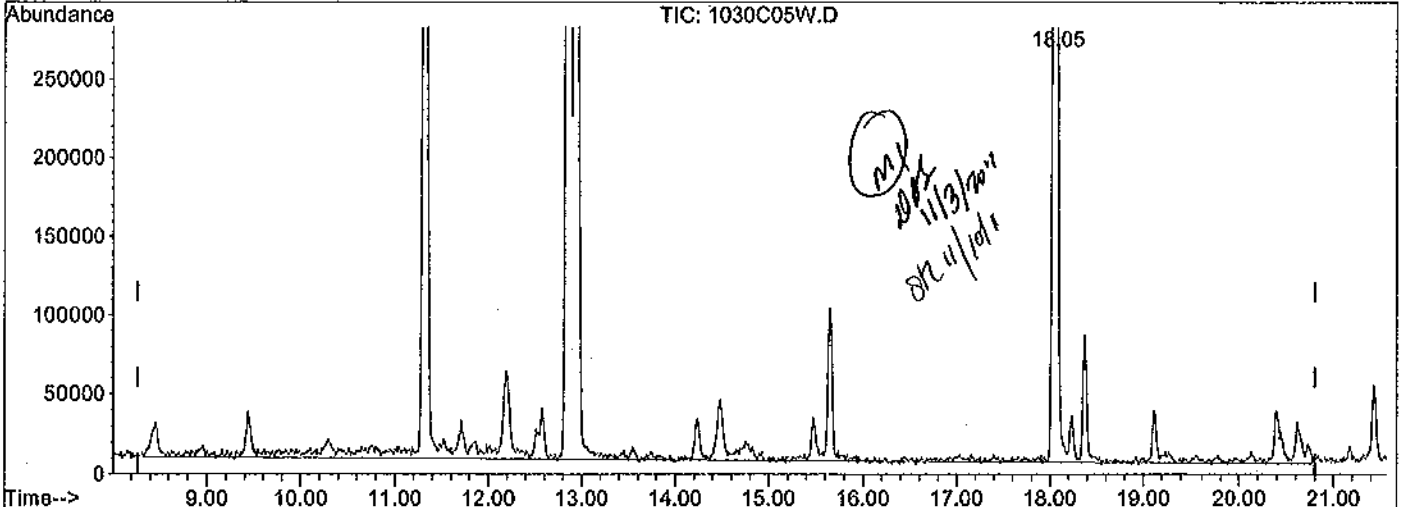
Ion	Exp%	Act%
TIC	100	100
0.00	0.00	0.82#
0.00	0.00	2.44#
0.00	0.00	0.00

Quantitation Report

Data File : M:\CHICO\DATA\C111030\1030C05W.D
 Acq On : 30 Oct 11 16:17
 Sample : Vol Std 10-30-11@20ug/L
 Misc : Water 10mLw/ IS:10-30-11
 Quant Time: Nov 3 10:29 2011

Vial: 1
 Operator: STC
 Inst : Chico
 Multiplr: 1.00
 Quant Results File: temp.res

Method : M:\CHICO\DATA\C111030\CGAS.M (RTE Integrator)
 Title : METHOD 8260B
 Last Update : Mon Oct 31 09:35:31 2011
 Response via : Multiple Level Calibration



TIC: 1030C05W.D

(2) Gasoline (TMHB)

18.05min 62.7963ppb m

response 15186538

Ion	Exp%	Act%
TIC	100	100
0.00	0.00	0.63#
0.00	0.00	1.87#
0.00	0.00	0.00

Data File : M:\CHICO\DATA\C111030\1030C06W.D Vial: 1
 Acq On : 30 Oct 11 17:00 Operator: STC
 Sample : Vol Std 10-30-11@50ug/L Inst : Chico
 Misc : Water 10mLw/ IS:10-30-11 Multiplr: 1.00

Quant Time: Nov 3 10:30 2011 Quant Results File: CGAS.RES

Quant Method : M:\CHICO\DATA\C111030\CGAS.M (RTE Integrator)
 Title : METHOD 8260B
 Last Update : Mon Oct 31 09:32:18 2011
 Response via : Initial Calibration
 DataAcq Meth : V8260

Internal Standards	R.T.	QIon	Response	Conc	Units	Dev(Min)
1) Fluorobenzene (IS)	12.85	TIC	1074535	25.00000	ppb	0.00
3) Chlorobenzene-D5 (IS)	18.04	TIC	1105653	25.00000	ppb	0.00
4) 1,4-Dichlorobenzene-D (IS)	22.24	TIC	1049854	25.00000	ppb	0.00

System Monitoring Compounds

Target Compounds	R.T.	QIon	Response	Conc	Units	Qvalue
2) Gasoline	18.04	TIC	17501250m	71.71659	ppb	100

Quantitation Report

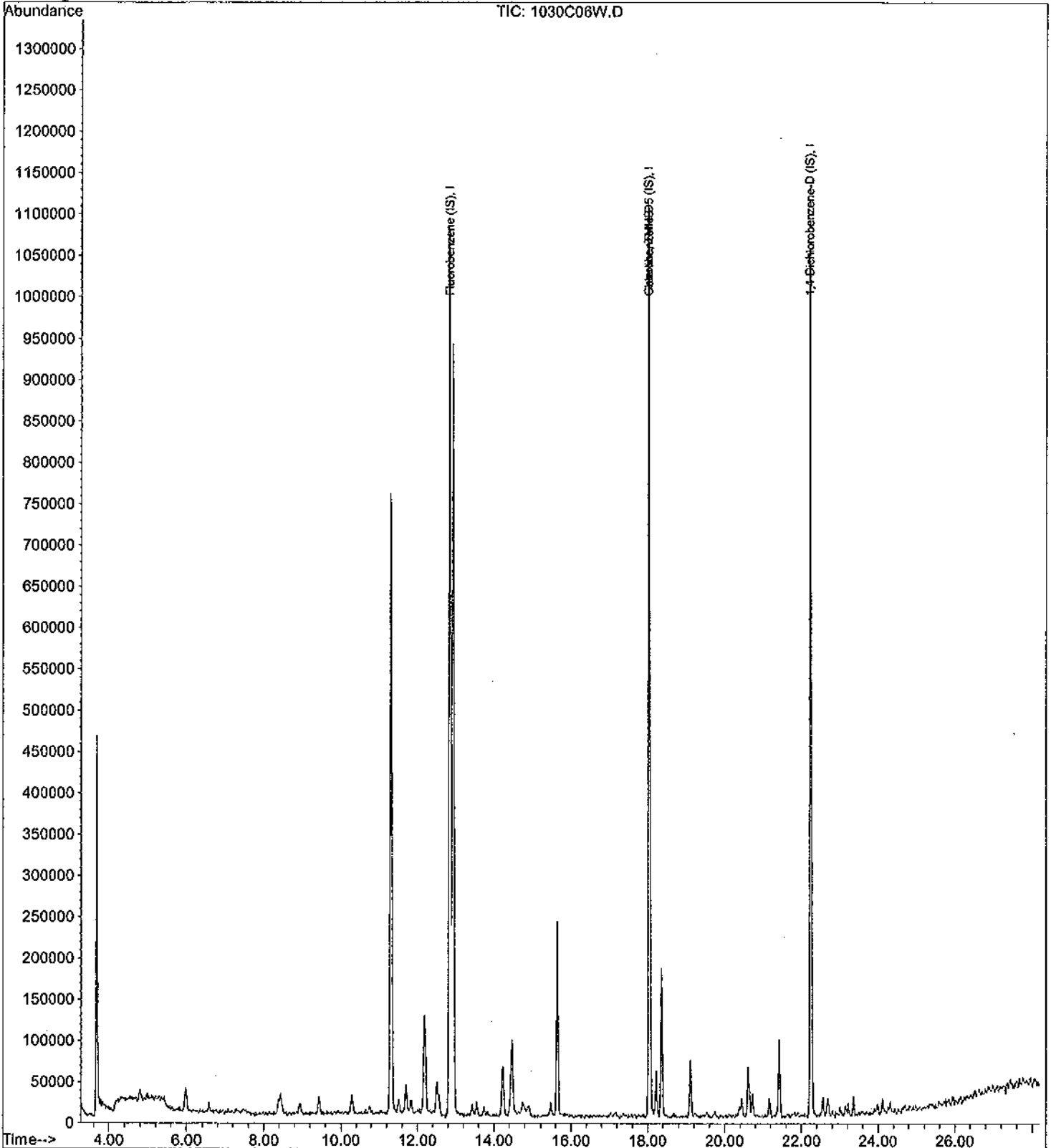
Data File : M:\CHICO\DATA\C111030\1030C06W.D
Acq On : 30 Oct 11 17:00
Sample : Vol Std 10-30-11@50ug/L
Misc : Water 10mLw/ IS:10-30-11

Vial: 1
Operator: STC
Inst : Chico
Multiplr: 1.00

Quant Time: Nov 3 10:30 2011

Quant Results File: CGAS.RES

Method : M:\CHICO\DATA\C111030\CGAS.M (RTE Integrator)
Title : METHOD 8260B
Last Update : Thu Nov 03 10:47:02 2011
Response via : Initial Calibration

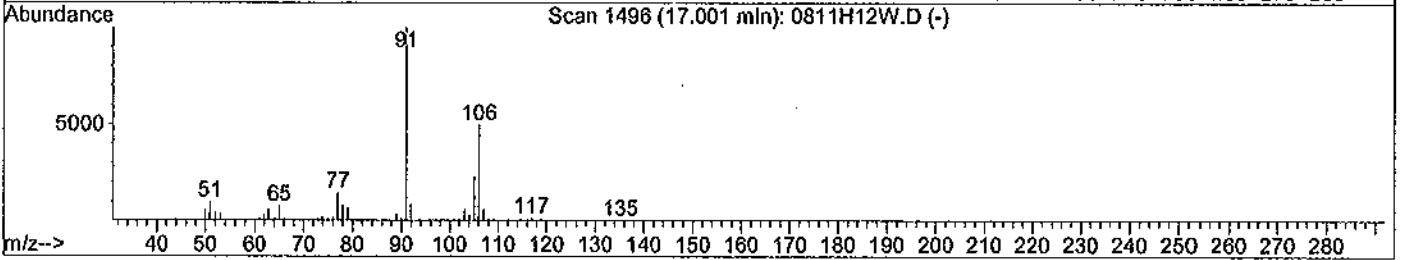
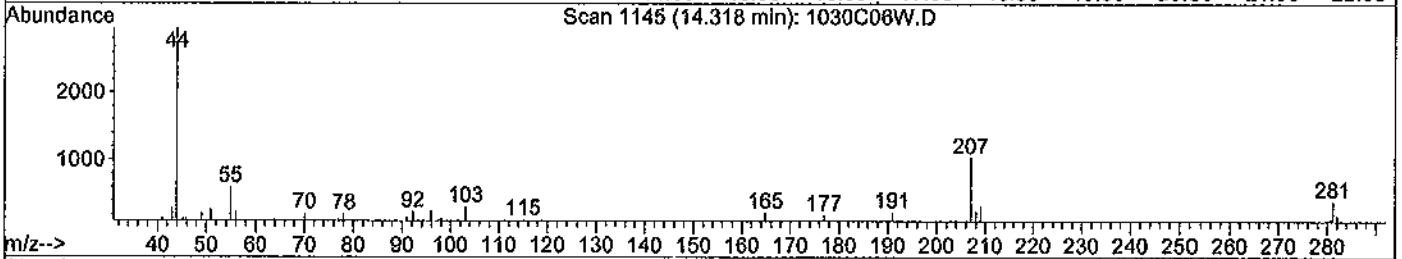
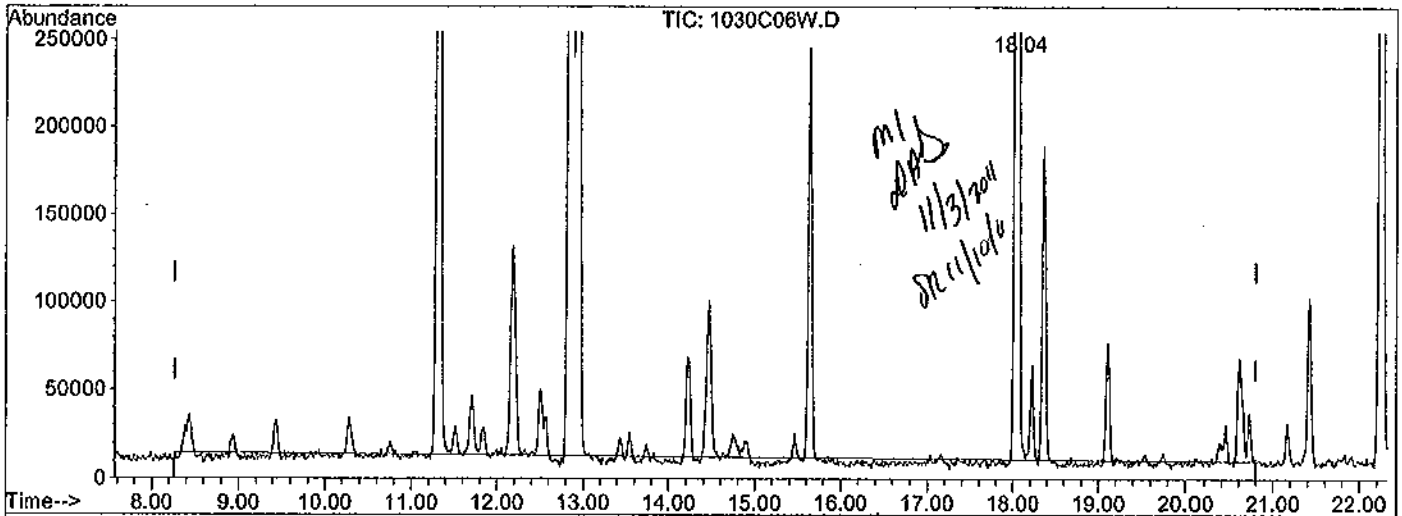


Quantitation Report

Data File : M:\CHICO\DATA\C111030\1030C06W.D
 Acq On : 30 Oct 11 17:00
 Sample : Vol Std 10-30-11@50ug/L
 Misc : Water 10mLw/ IS:10-30-11
 Quant Time: Oct 31 9:32 2011

Vial: 1
 Operator: STC
 Inst : Chico
 Multiplr: 1.00
 Quant Results File: temp.res

Method : M:\CHICO\DATA\C111030\CGAS.M (RTE Integrator)
 Title : METHOD 8260B
 Last Update : Mon Oct 31 09:35:31 2011
 Response via : Multiple Level Calibration



TIC: 1030C06W.D

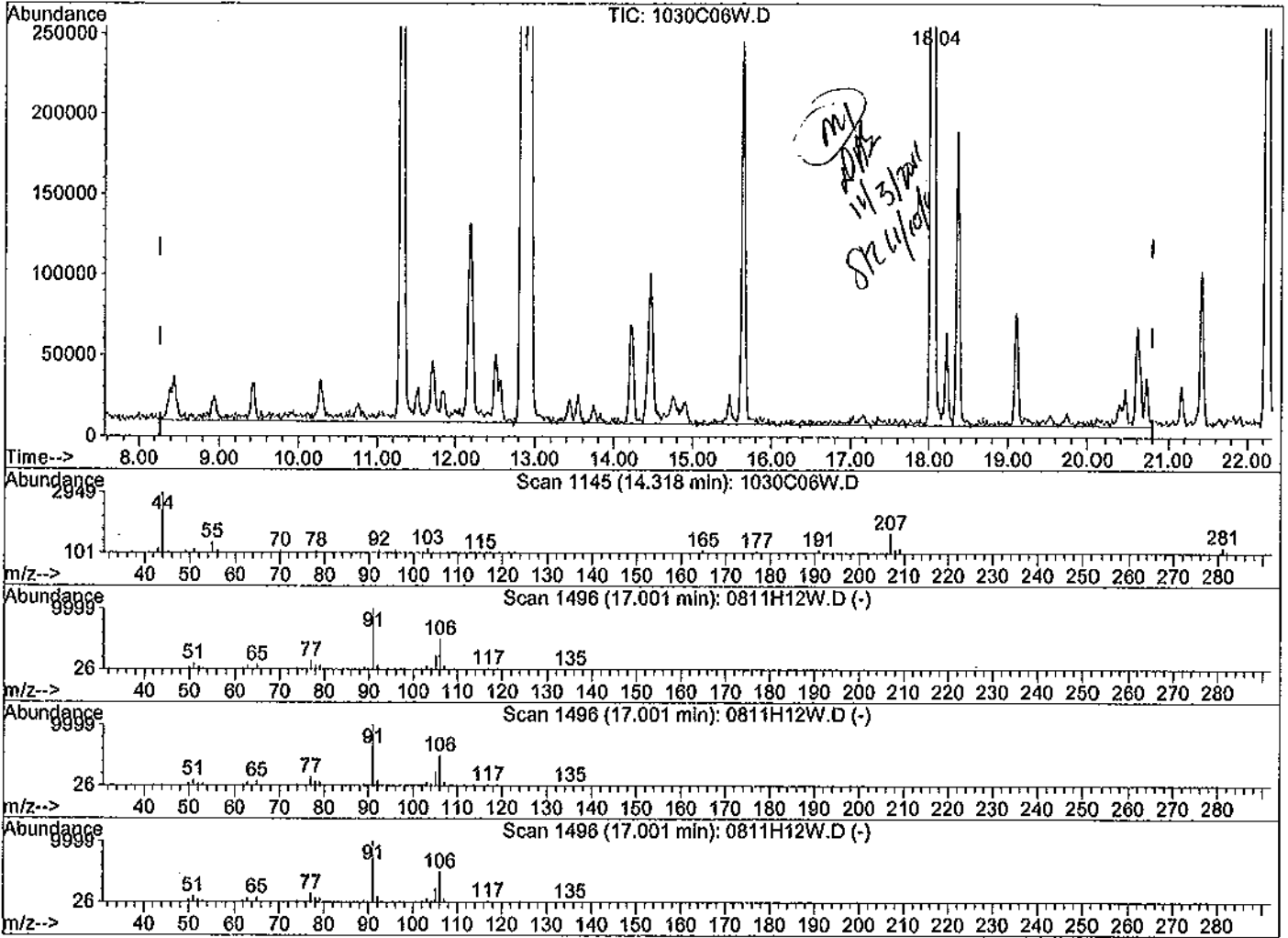
(2) Gasoline (TMHB)		
14.31min	58.1426ppb m	
response	14188741	
Ion	Exp%	Act%
TIC	100	100
0.00	0.00	0.68#
0.00	0.00	2.00#
0.00	0.00	0.00

Quantitation Report

Data File : M:\CHICO\DATA\C111030\1030C06W.D
 Acq On : 30 Oct 11 17:00
 Sample : Vol Std 10-30-11@50ug/L
 Misc : Water 10mL/ IS:10-30-11
 Quant Time: Nov 3 10:30 2011

Vial: 1
 Operator: STC
 Inst : Chico
 Multiplr: 1.00
 Quant Results File: temp.res

Method : M:\CHICO\DATA\C111030\CGAS.M (RTE Integrator)
 Title : METHOD 8260B
 Last Update : Mon Oct 31 09:35:31 2011
 Response via : Multiple Level Calibration



TIC: 1030C06W.D

(2) Gasoline (TMHB)		
18.04min	71.716ppb m	
response	17501250	
Ion	Exp%	Act%
TIC	100	100
0.00	0.00	0.55#
0.00	0.00	1.62#
0.00	0.00	0.00

Data File : M:\CHICO\DATA\C111030\1030C07W.D Vial: 1
 Acq On : 30 Oct 11 17:43 Operator: STC
 Sample : Vol Std 10-30-11@100ug/L Inst : Chico
 Misc : Water 10mLw/ IS:10-30-11 Multiplr: 1.00

Quant Time: Nov 3 10:38 2011 Quant Results File: CGAS.RES

Quant Method : M:\CHICO\DATA\C111030\CGAS.M (RTE Integrator)
 Title : METHOD 8260B
 Last Update : Mon Oct 31 09:32:18 2011
 Response via : Initial Calibration
 DataAcq Meth : V8260

Internal Standards	R.T.	QIon	Response	Conc	Units	Dev(Min)
1) Fluorobenzene (IS)	12.85	TIC	1049972	25.00000	ppb	0.00
3) Chlorobenzene-D5 (IS)	18.04	TIC	1057194	25.00000	ppb	0.00
4) 1,4-Dichlorobenzene-D (IS)	22.24	TIC	1054110	25.00000	ppb	0.00

System Monitoring Compounds

Target Compounds	R.T.	QIon	Response	Conc	Units	Qvalue
2) Gasoline	18.04	TIC	21647604m	90.78273	ppb	100

Quantitation Report

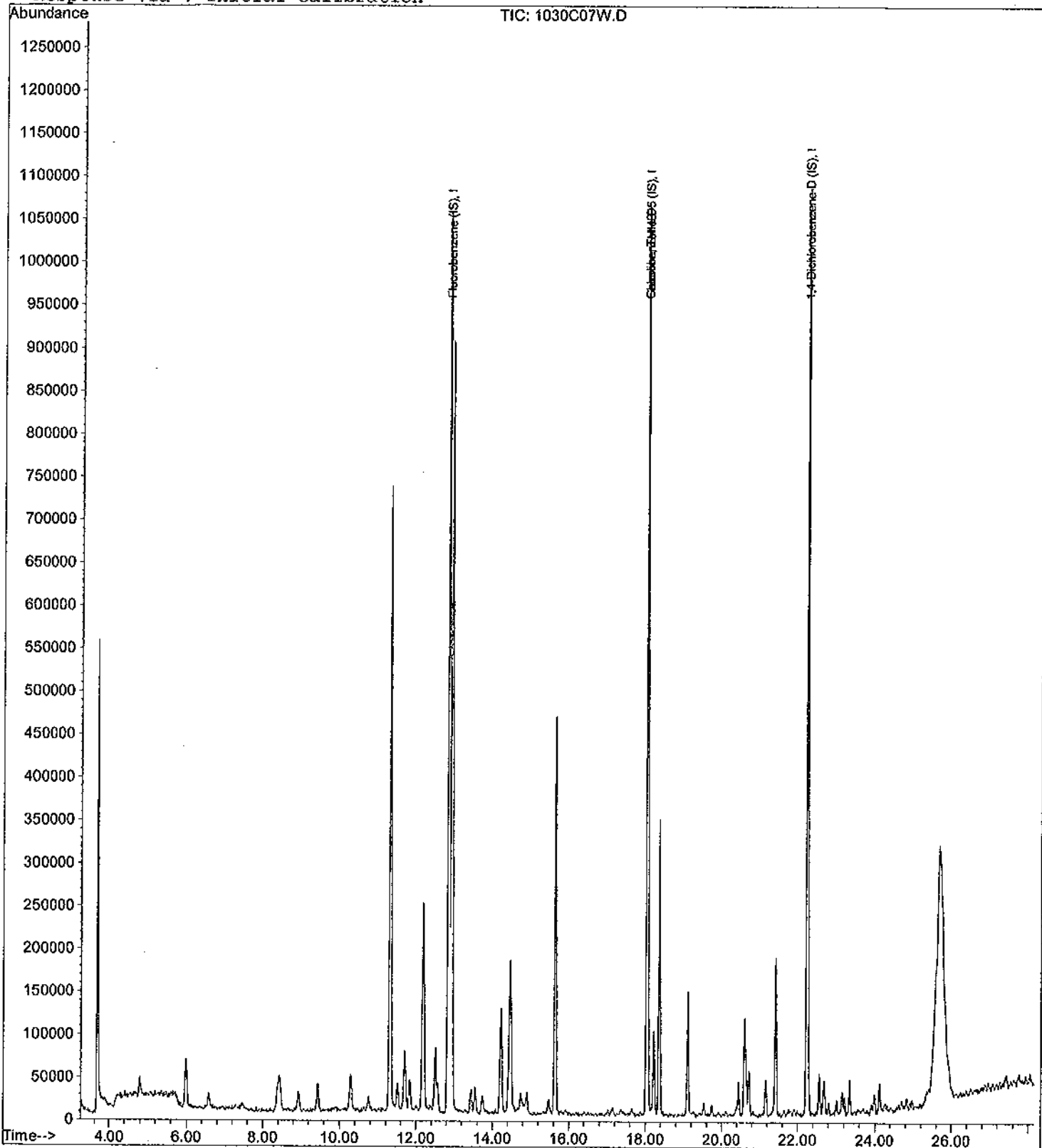
Data File : M:\CHICO\DATA\C111030\1030C07W.D
Acq On : 30 Oct 11 17:43
Sample : Vol Std 10-30-11@100ug/L
Misc : Water 10mL/ IS:10-30-11

Vial: 1
Operator: STC
Inst : Chico
Multiplr: 1.00

Quant Time: Nov 3 10:38 2011

Quant Results File: CGAS.RES

Method : M:\CHICO\DATA\C111030\CGAS.M (RTE Integrator)
Title : METHOD 8260B
Last Update : Thu Nov 03 10:47:02 2011
Response via : Initial Calibration

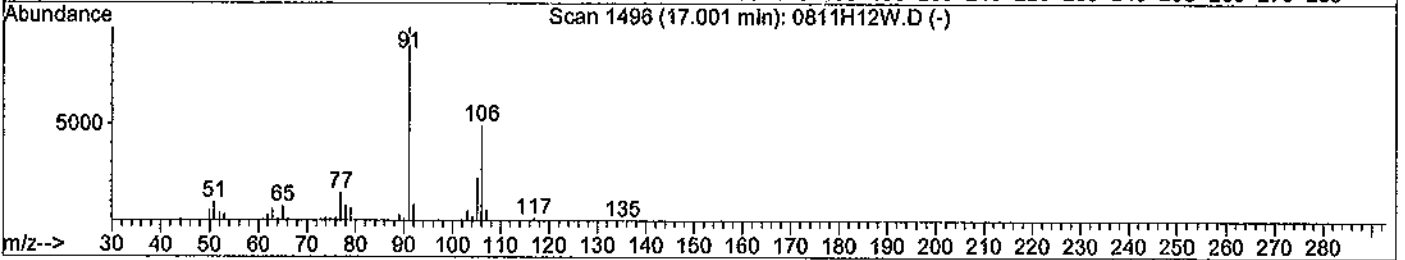
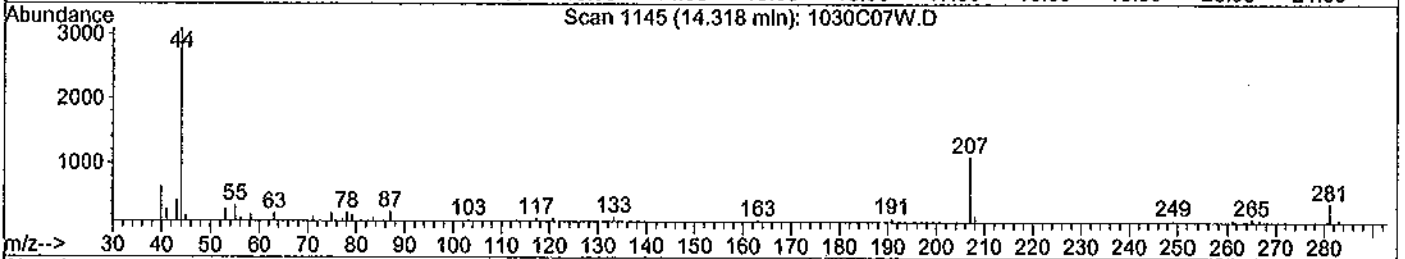
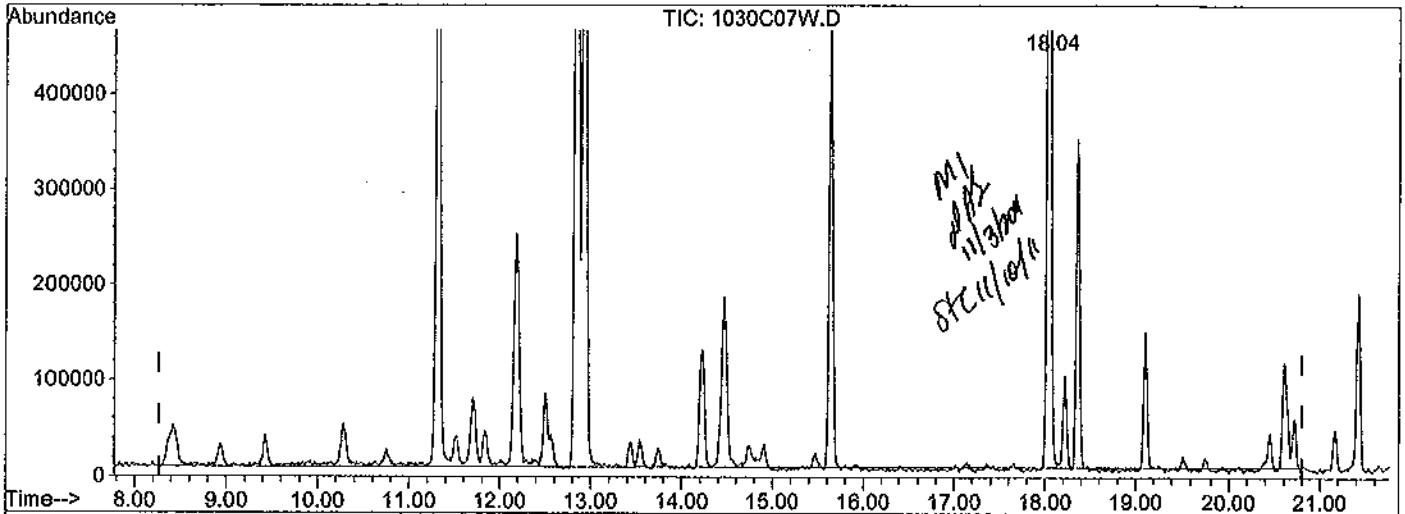


Quantitation Report

Data File : M:\CHICO\DATA\C111030\1030C07W.D
 Acq On : 30 Oct 11 17:43
 Sample : Vol Std 10-30-11@100ug/L
 Misc : Water 10mLw/ IS:10-30-11
 Quant Time: Oct 31 9:32 2011

Vial: 1
 Operator: STC
 Inst : Chico
 Multiplr: 1.00
 Quant Results File: temp.res

Method : M:\CHICO\DATA\C111030\CGAS.M (RTE Integrator)
 Title : METHOD 8260B
 Last Update : Mon Oct 31 09:35:31 2011
 Response via : Multiple Level Calibration



TIC: 1030C07W.D

(2) Gasoline (TMHB)

14.31min 75.4746ppb m

response 17997299

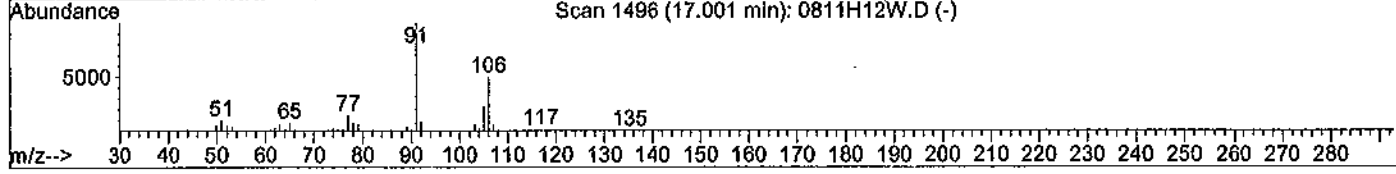
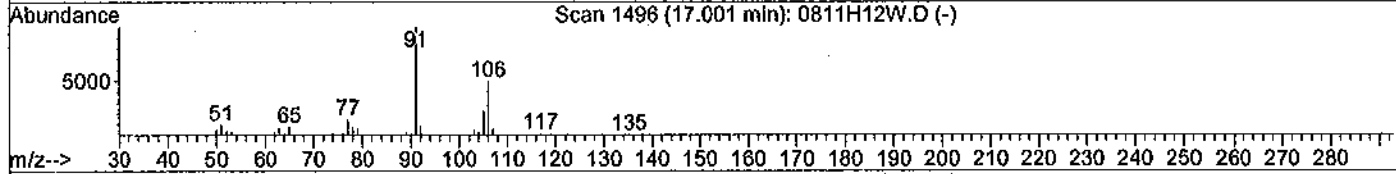

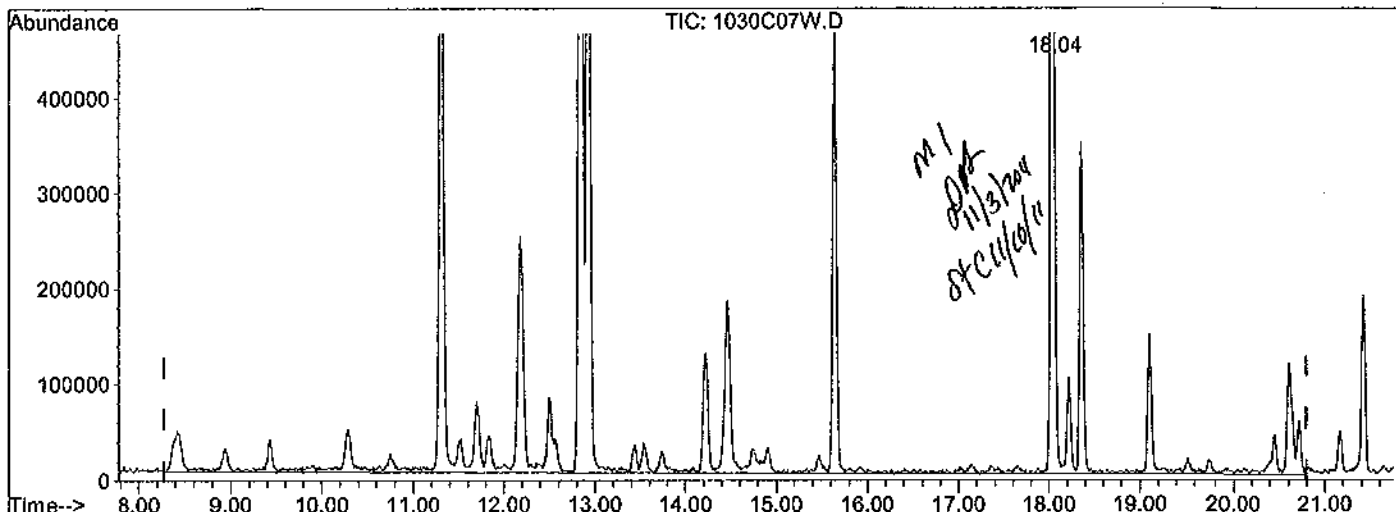
Ion	Exp%	Act%
TIC	100	100
0.00	0.00	0.55#
0.00	0.00	1.56#
0.00	0.00	0.00

Quantitation Report

Data File : M:\CHICO\DATA\C111030\1030C07W.D
 Acq On : 30 Oct 11 17:43
 Sample : Vol Std 10-30-11@100ug/L
 Misc : Water 10mLw/ IS:10-30-11
 Quant Time: Nov 3 10:38 2011

Vial: 1
 Operator: STC
 Inst : Chico
 Multiplr: 1.00
 Quant Results File: temp.res

Method : M:\CHICO\DATA\C111030\CGAS.M (RTE Integrator)
 Title : METHOD 8260B
 Last Update : Mon Oct 31 09:35:31 2011
 Response via : Multiple Level Calibration



TIC: 1030C07W.D

(2) Gasoline (TMHB)		
18.04min	90.7827ppb m	
response	21647604	
Ion	Exp%	Act%
TIC	100	100
0.00	0.00	0.45#
0.00	0.00	1.30#
0.00	0.00	0.00

Data File : M:\CHICO\DATA\C111030\1030C08W.D Vial: 1
 Acq On : 30 Oct 11 18:26 Operator: STC
 Sample : Vol Std 10-30-11@300ug/L Inst : Chico
 Misc : Water 10mLw/ IS:10-30-11 Multiplr: 1.00

Quant Time: Nov 3 10:40 2011 Quant Results File: CGAS.RES

Quant Method : M:\CHICO\DATA\C111030\CGAS.M (RTE Integrator)
 Title : METHOD 8260B
 Last Update : Mon Oct 31 09:32:18 2011
 Response via : Initial Calibration
 DataAcq Meth : V8260

Internal Standards	R.T.	QIon	Response	Conc	Units	Dev(Min)
1) Fluorobenzene (IS)	12.84	TIC	1085666	25.00000	ppb	0.00
3) Chlorobenzene-D5 (IS)	18.04	TIC	1080398	25.00000	ppb	0.00
4) 1,4-Dichlorobenzene-D (IS)	22.24	TIC	1118273	25.00000	ppb	0.00

System Monitoring Compounds

Target Compounds	R.T.	QIon	Response	Conc	Units	Qvalue
2) Gasoline	15.64	TIC	39740510m	161.17894	ppb	100

Quantitation Report

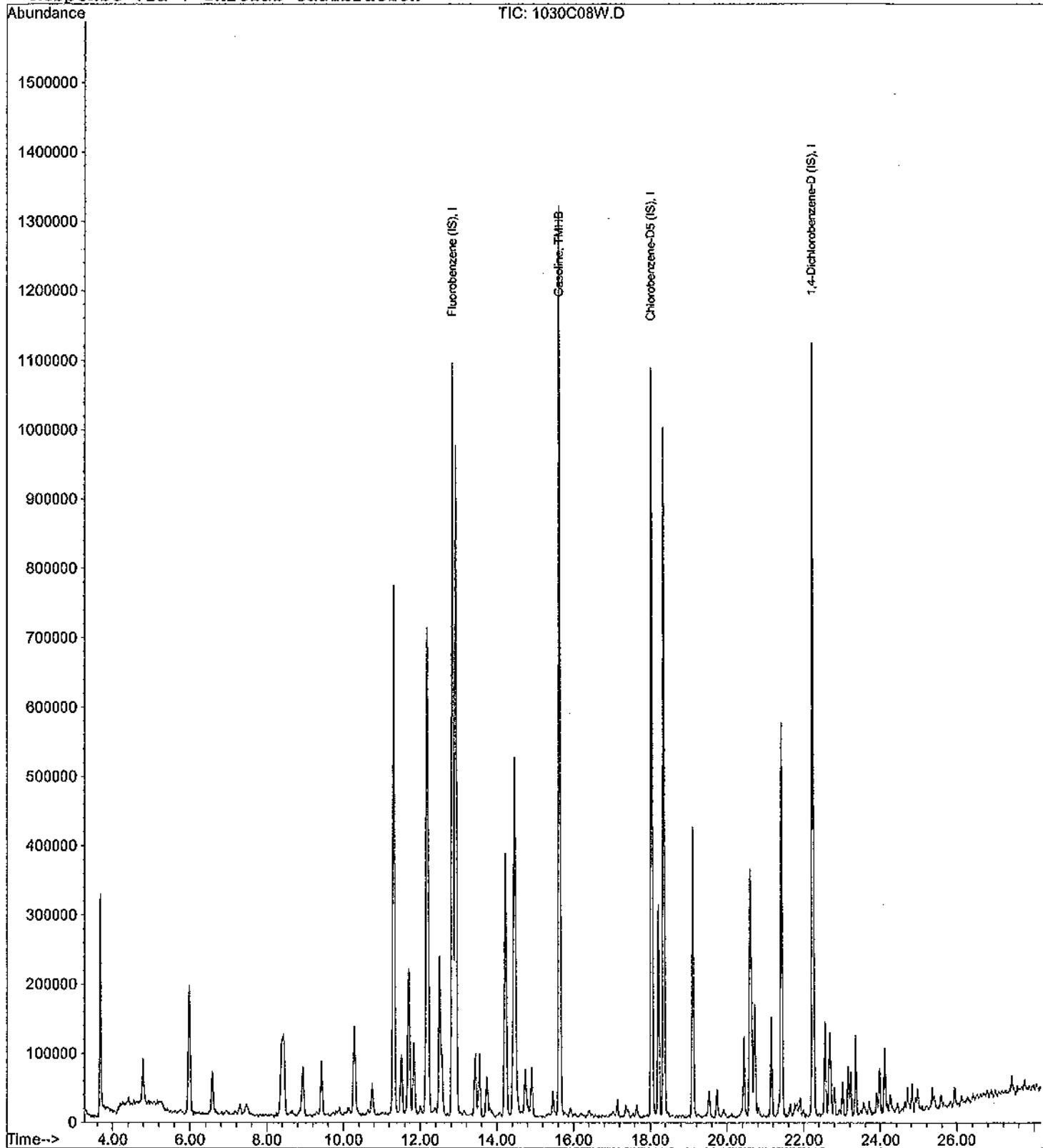
Data File : M:\CHICO\DATA\C111030\1030C08W.D
Acq On : 30 Oct 11 18:26
Sample : Vol Std 10-30-11@300ug/L
Misc : Water 10mLw/ IS:10-30-11

Vial: 1
Operator: STC
Inst : Chico
Multiplr: 1.00

Quant Time: Nov 3 10:40 2011

Quant Results File: CGAS.RES

Method : M:\CHICO\DATA\C111030\CGAS.M (RTE Integrator)
Title : METHOD 8260B
Last Update : Thu Nov 03 10:47:02 2011
Response via : Initial Calibration



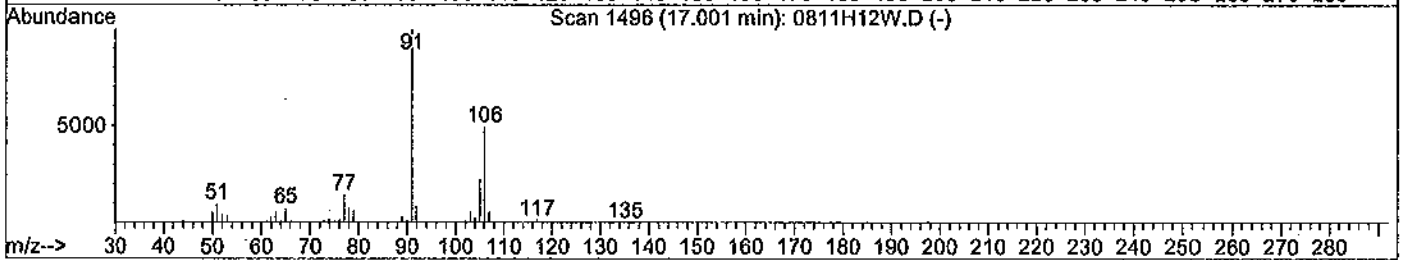

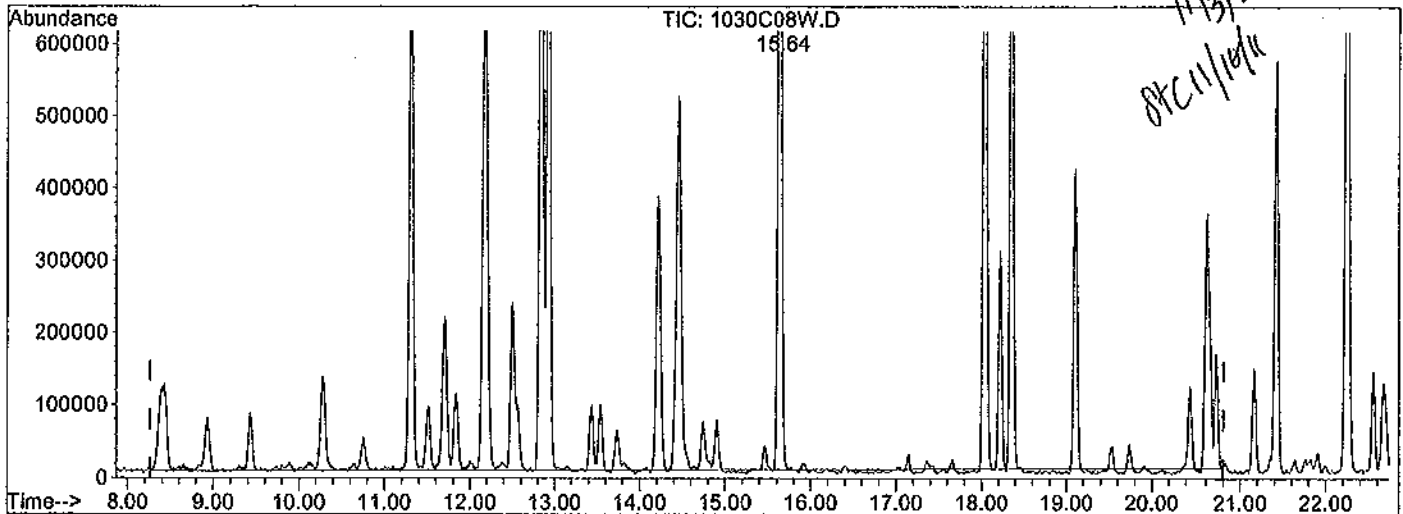
Quantitation Report

Data File : M:\CHICO\DATA\C111030\1030C08W.D
 Acq On : 30 Oct 11 18:26
 Sample : Vol Std 10-30-11@300ug/L
 Misc : Water 10mL/ IS:10-30-11
 Quant Time: Oct 31 9:32 2011

Vial: 1
 Operator: STC
 Inst : Chico
 Multiplr: 1.00
 Quant Results File: temp.res

Method : M:\CHICO\DATA\C111030\CGAS.M (RTE Integrator)
 Title : METHOD 8260B
 Last Update : Mon Oct 31 09:35:31 2011
 Response via : Multiple Level Calibration

M1
STC
11/3/2011
STC 11/14/11



TIC: 1030C08W.D

(2) Gasoline (TMHB)

14.31min 137.6327ppb m

response 33934923

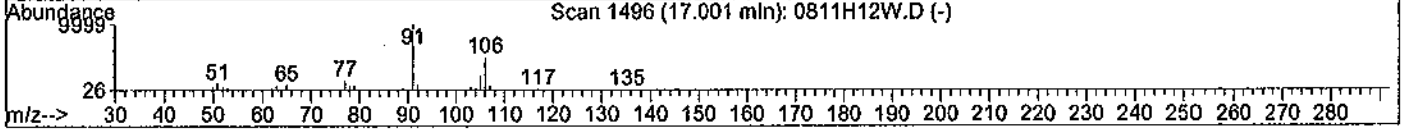
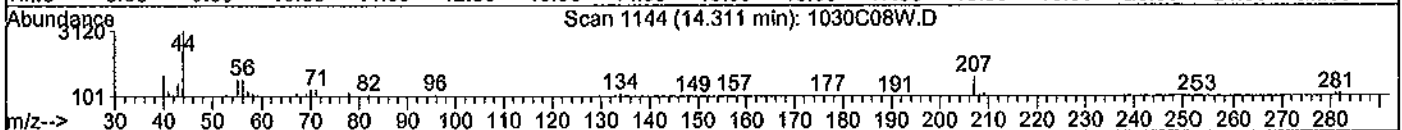
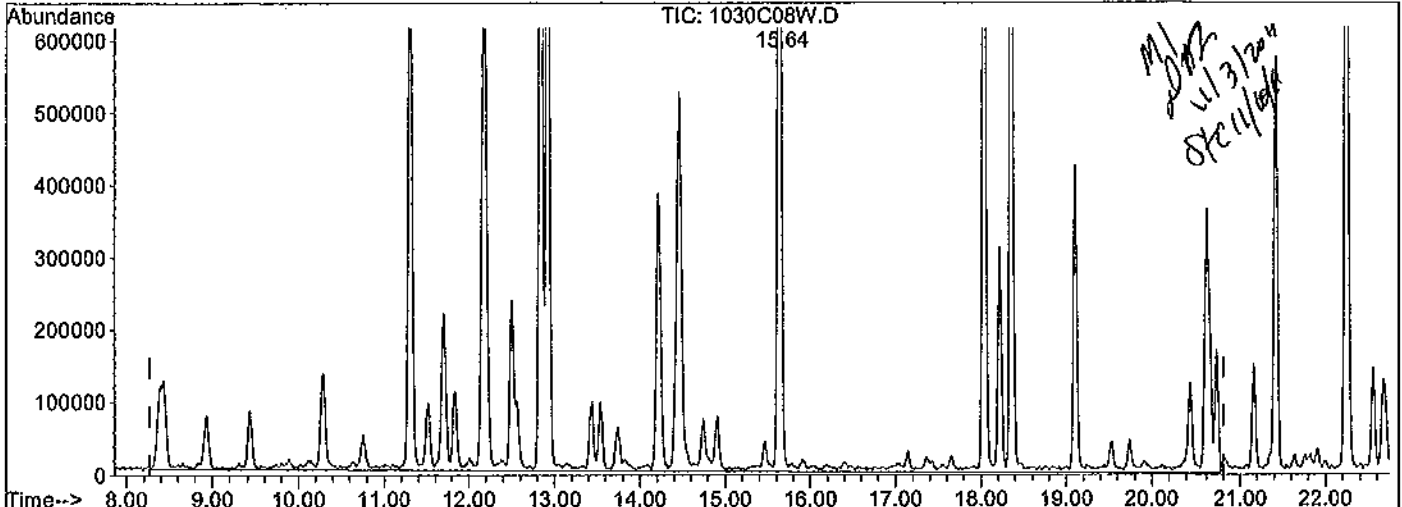
Ion	Exp%	Act%
TIC	100	100
0.00	0.00	0.30#
0.00	0.00	0.88#
0.00	0.00	0.00

Quantitation Report

Data File : M:\CHICO\DATA\C111030\1030C08W.D
 Acq On : 30 Oct 11 18:26
 Sample : Vol Std 10-30-11@300ug/L
 Misc : Water 10mL/ IS:10-30-11
 Quant Time: Nov 3 10:40 2011

Vial: 1
 Operator: STC
 Inst : Chico
 Multiplr: 1.00
 Quant Results File: temp.res

Method : M:\CHICO\DATA\C111030\CGAS.M (RTE Integrator)
 Title : METHOD 8260B
 Last Update : Mon Oct 31 09:35:31 2011
 Response via : Multiple Level Calibration



TIC: 1030C08W.D

(2) Gasoline (TMHB)		
15.64min	161.1789ppb	m
response	39740510	
Ion	Exp%	Act%
TIC	100	100
0.00	0.00	0.25#
0.00	0.00	0.75#
0.00	0.00	0.00

Data File : M:\CHICO\DATA\C111030\1030C09W.D Vial: 1
 Acq On : 30 Oct 11 19:09 Operator: STC
 Sample : Vol Std 10-30-11@600ug/L Inst : Chico
 Misc : Water 10mLw/ IS:10-30-11 Multiplr: 1.00

Quant Time: Nov 3 10:41 2011 Quant Results File: CGAS.RES

Quant Method : M:\CHICO\DATA\C111030\CGAS.M (RTE Integrator)
 Title : METHOD 8260B
 Last Update : Mon Oct 31 09:32:18 2011
 Response via : Initial Calibration
 DataAcq Meth : V8260

Internal Standards	R.T.	QIon	Response	Conc	Units	Dev(Min)
1) Fluorobenzene (IS)	12.84	TIC	1104080	25.00000	ppb	0.00
3) Chlorobenzene-D5 (IS)	18.04	TIC	1114811	25.00000	ppb	0.00
4) 1,4-Dichlorobenzene-D (IS)	22.25	TIC	1175050	25.00000	ppb	0.00

System Monitoring Compounds

Target Compounds	R.T.	QIon	Response	Conc	Units	Qvalue
2) Gasoline	15.64	TIC	65808275m	262.45271	ppb	100

Quantitation Report

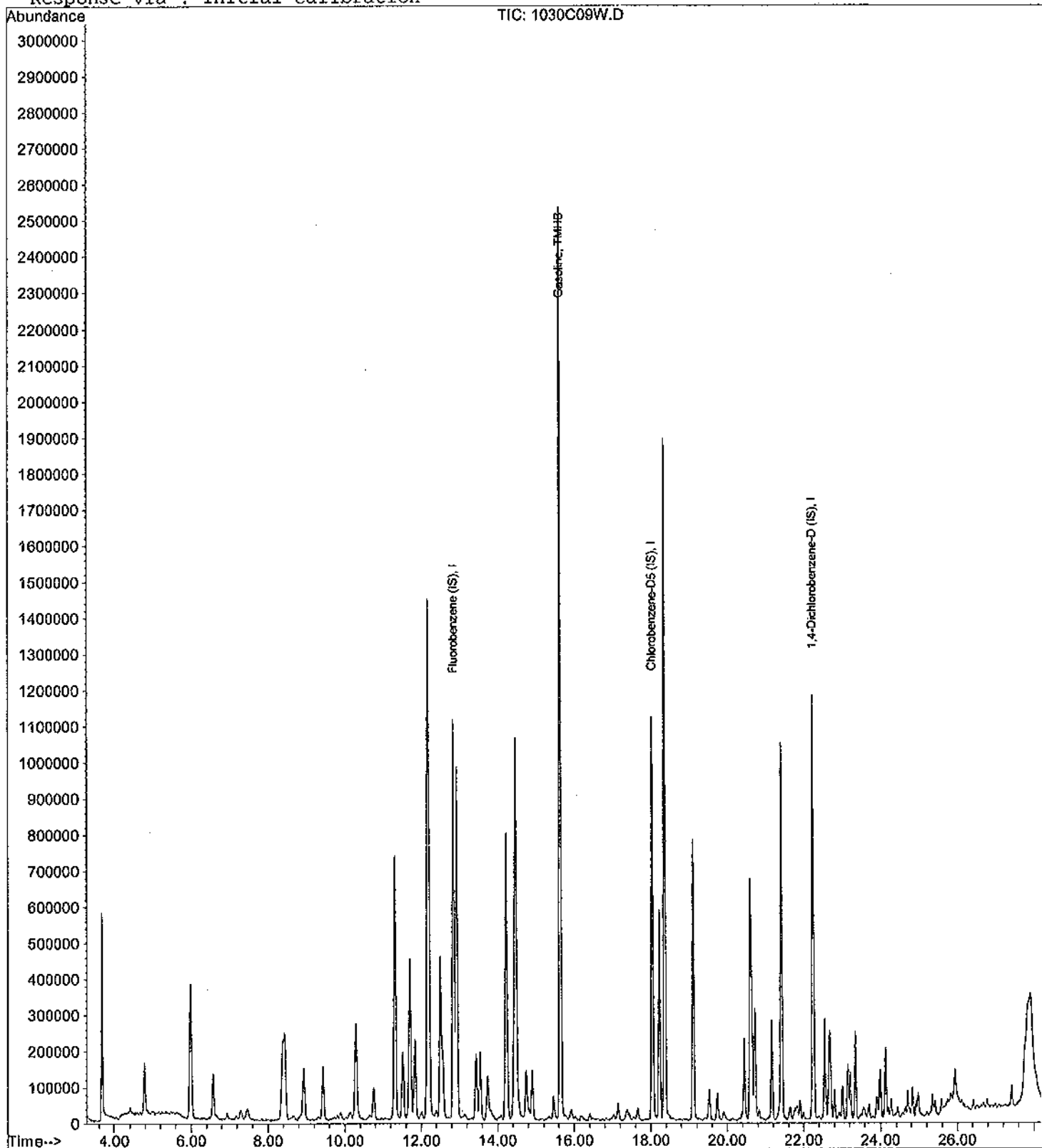
Data File : M:\CHICO\DATA\C111030\1030C09W.D
Acq On : 30 Oct 11 19:09
Sample : Vol Std 10-30-11@600ug/L
Misc : Water 10mLw/ IS:10-30-11

Vial: 1
Operator: STC
Inst : Chico
Multiplr: 1.00

Quant Time: Nov 3 10:41 2011

Quant Results File: CGAS.RES

Method : M:\CHICO\DATA\C111030\CGAS.M (RTE Integrator)
Title : METHOD 8260B
Last Update : Thu Nov 03 10:47:02 2011
Response via : Initial Calibration

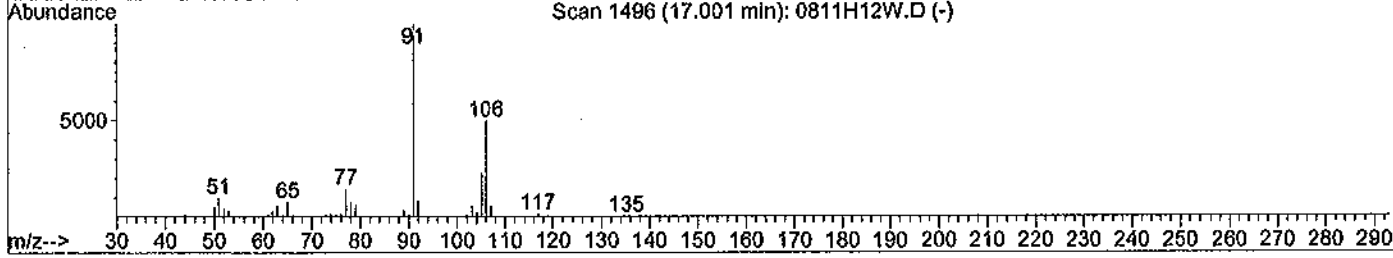
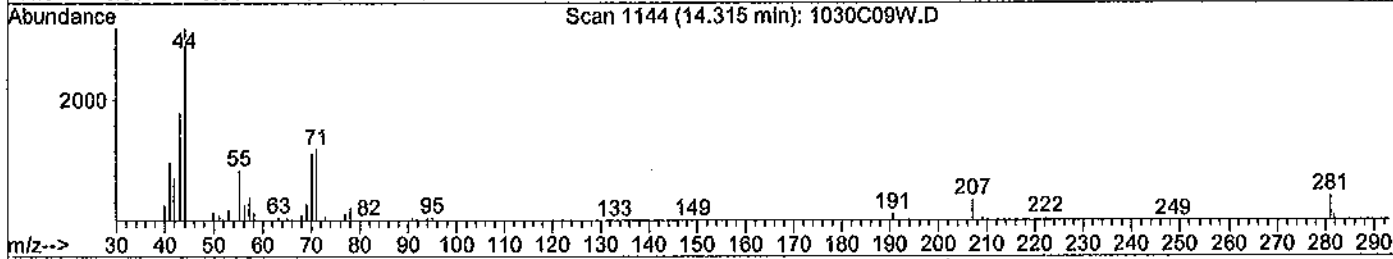
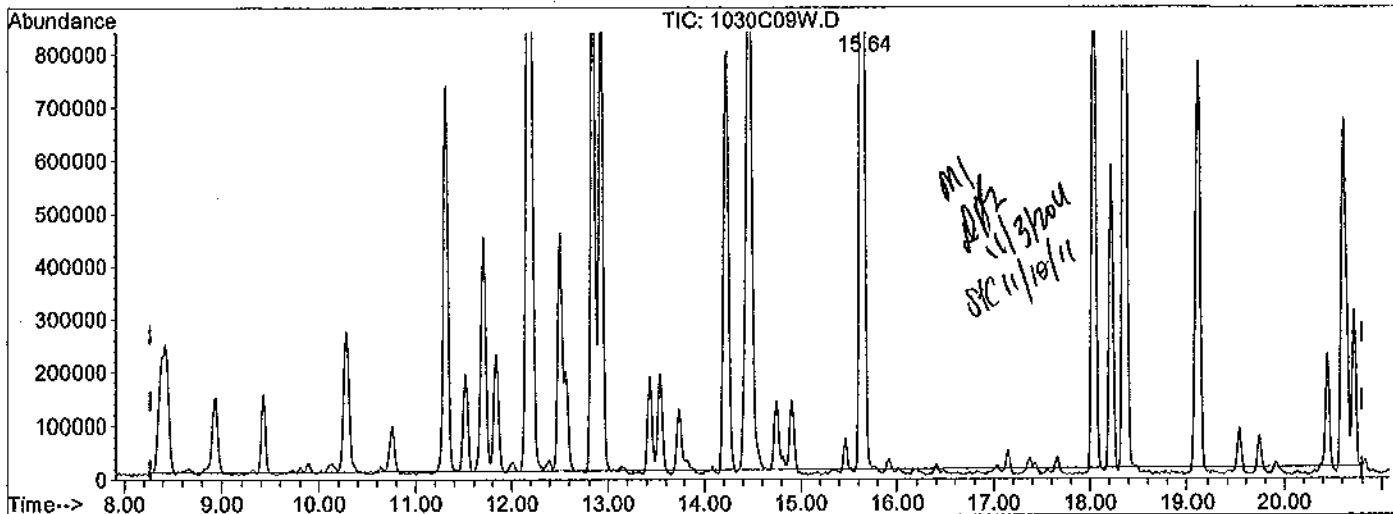


Quantitation Report

Data File : M:\CHICO\DATA\C111030\1030C09W.D
 Acq On : 30 Oct 11 19:09
 Sample : Vol Std 10-30-11@600ug/L
 Misc : Water 10mLw/ IS:10-30-11
 Quant Time: Oct 31 9:32 2011

Vial: 1
 Operator: STC
 Inst : Chico
 Multiplr: 1.00
 Quant Results File: temp.res

Method : M:\CHICO\DATA\C111030\CGAS.M (RTE Integrator)
 Title : METHOD 8260B
 Last Update : Mon Oct 31 09:35:31 2011
 Response via : Multiple Level Calibration



TIC: 1030C09W.D

(2) Gasoline (TMHB)

14.31min 231.1564ppb m

response 57960938

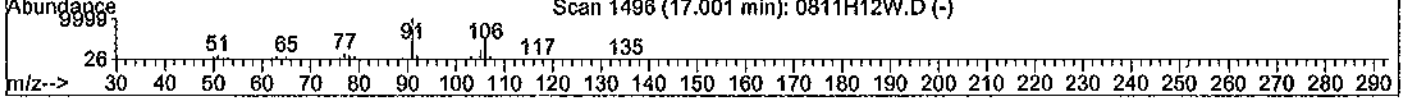
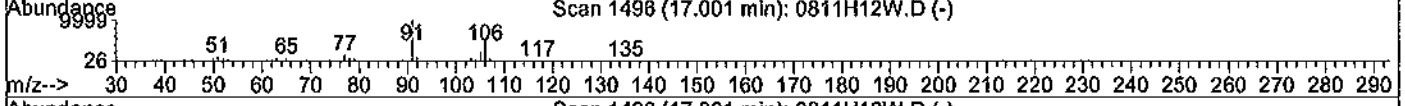
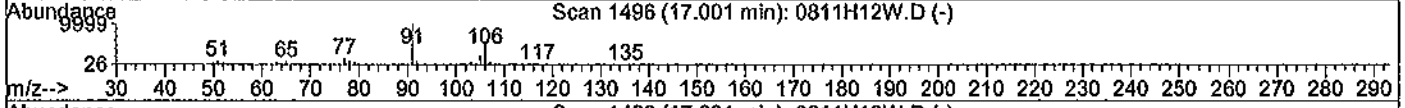
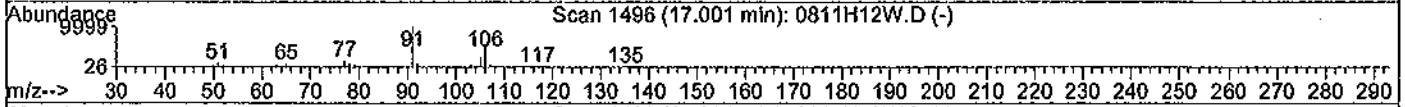
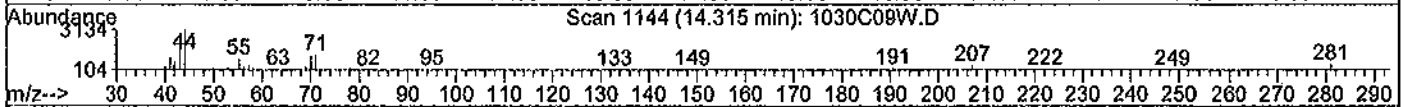
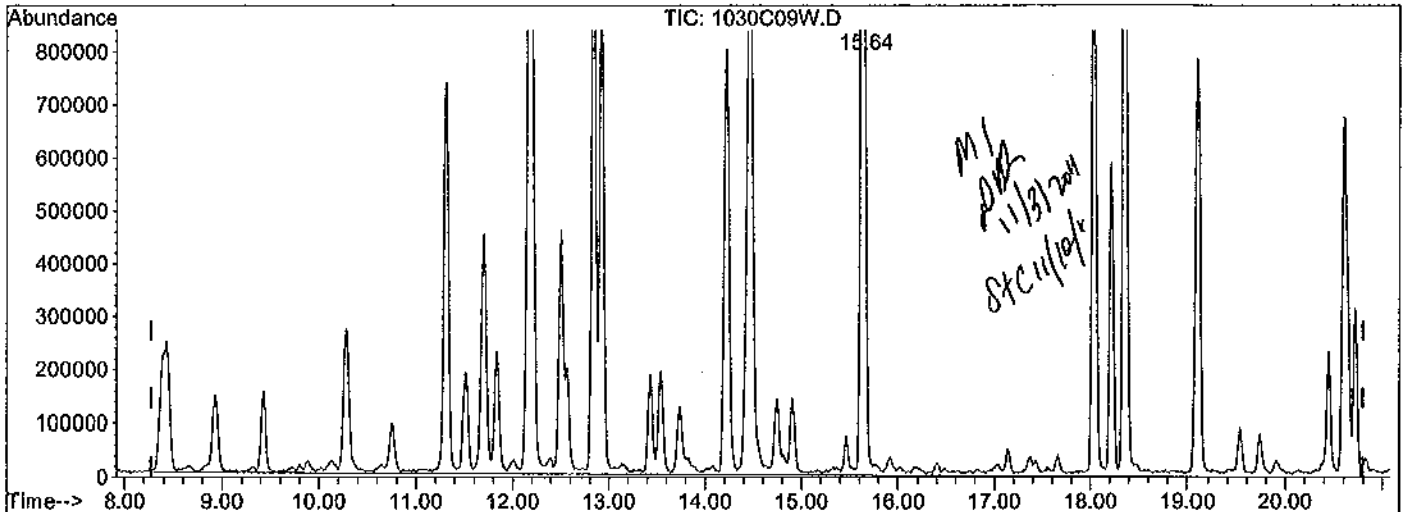
Ion	Exp%	Act%
TIC	100	100
0.00	0.00	0.18#
0.00	0.00	0.51#
0.00	0.00	0.00

Quantitation Report

Data File : M:\CHICO\DATA\C111030\1030C09W.D
 Acq On : 30 Oct 11 19:09
 Sample : Vol Std 10-30-11@600ug/L
 Misc : Water 10mL/ IS:10-30-11
 Quant Time: Nov 3 10:41 2011

Vial: 1
 Operator: STC
 Inst : Chico
 Multiplr: 1.00
 Quant Results File: temp.res

Method : M:\CHICO\DATA\C111030\CGAS.M (RTE Integrator)
 Title : METHOD 8260B
 Last Update : Mon Oct 31 09:35:31 2011
 Response via : Multiple Level Calibration



TIC: 1030C09W.D

(2) Gasoline (TMHB)		
15.64min	262.4527ppb m	
response	65808275	
Ion	Exp%	Act%
TIC	100	100
0.00	0.00	0.16#
0.00	0.00	0.45#
0.00	0.00	0.00

Data File : M:\CHICO\DATA\C111030\1030C10W.D Vial: 1
 Acq On : 30 Oct 11 19:52 Operator: STC
 Sample : Vol Std 10-30-11@800ug/L Inst : Chico
 Misc : Water 10mLw/ IS:10-30-11 Multiplr: 1.00

Quant Time: Nov 3 10:42 2011 Quant Results File: CGAS.RES

Quant Method : M:\CHICO\DATA\C111030\CGAS.M (RTE Integrator)
 Title : METHOD 8260B
 Last Update : Mon Oct 31 09:32:18 2011
 Response via : Initial Calibration
 DataAcq Meth : V8260

Internal Standards	R.T.	QIon	Response	Conc	Units	Dev(Min)
1) Fluorobenzene (IS)	12.84	TIC	1129347	25.00000	ppb	0.00
3) Chlorobenzene-D5 (IS)	18.03	TIC	1159453	25.00000	ppb	0.00
4) 1,4-Dichlorobenzene-D (IS)	22.24	TIC	1268278	25.00000	ppb	0.00

System Monitoring Compounds

Target Compounds	R.T.	QIon	Response	Conc	Units	Qvalue
2) Gasoline	15.63	TIC	84666447m	330.10723	ppb	100

Quantitation Report

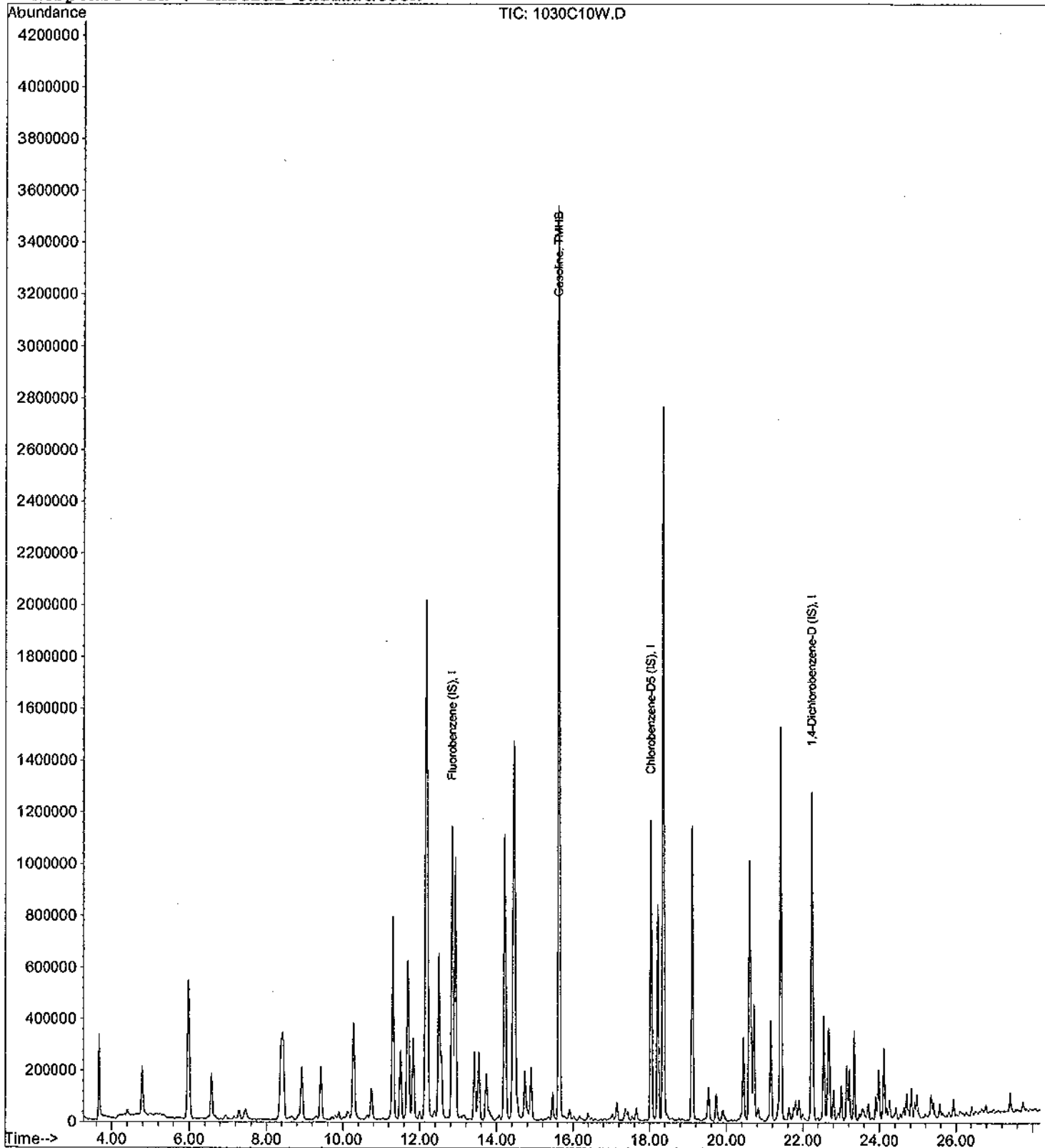
Data File : M:\CHICO\DATA\C111030\1030C10W.D
Acq On : 30 Oct 11 19:52
Sample : Vol Std 10-30-11@800ug/L
Misc : Water 10mLw/ IS:10-30-11

Vial: 1
Operator: STC
Inst : Chico
Multiplr: 1.00

Quant Time: Nov 3 10:42 2011

Quant Results File: CGAS.RES

Method : M:\CHICO\DATA\C111030\CGAS.M (RTE Integrator)
Title : METHOD 8260B
Last Update : Thu Nov 03 10:47:02 2011
Response via : Initial Calibration

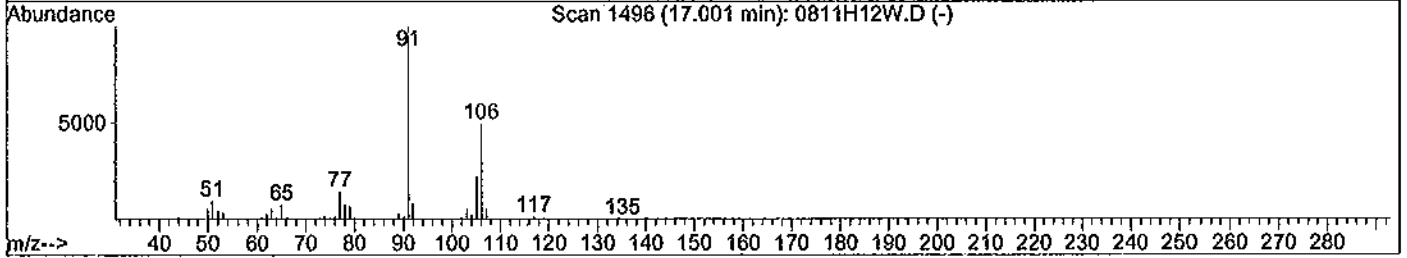
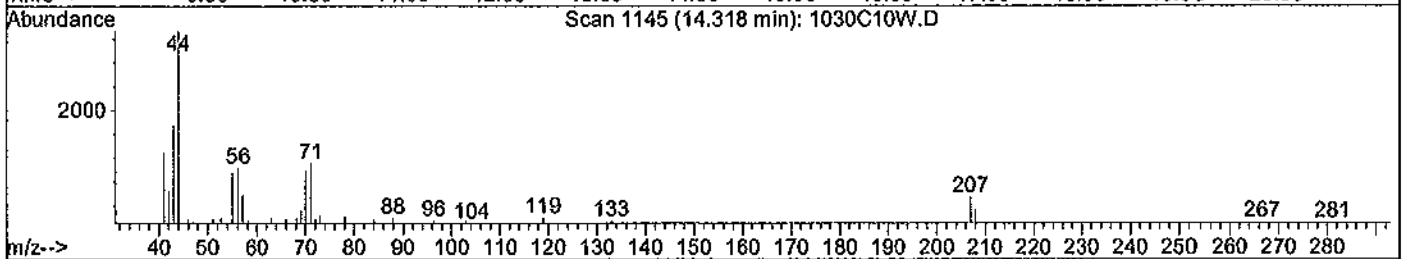
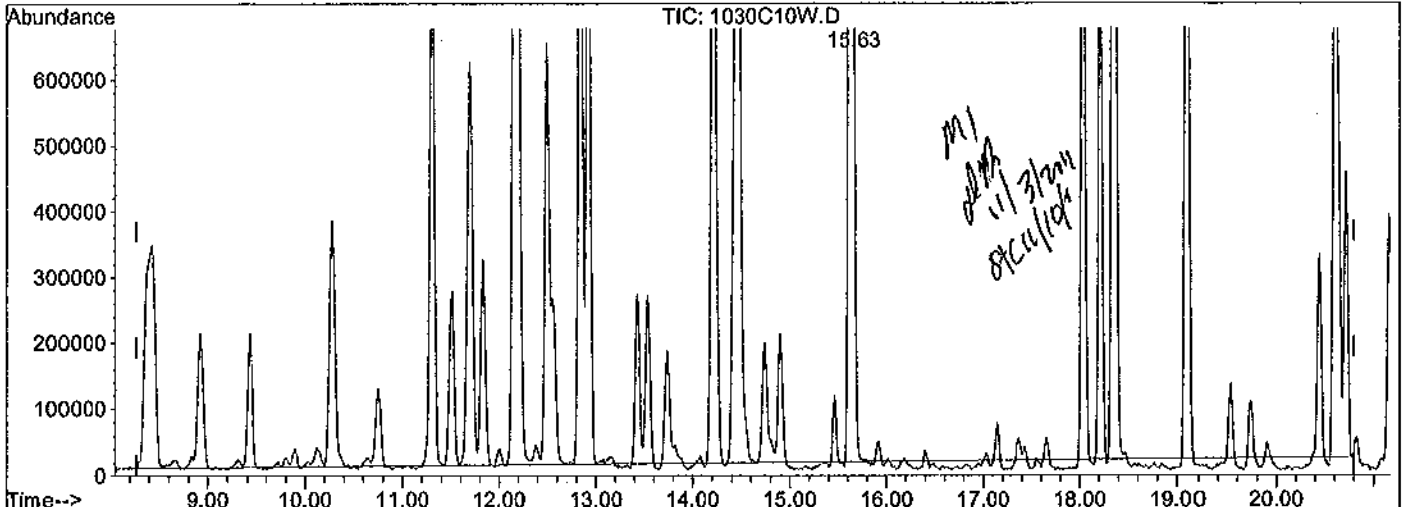


Quantitation Report

Data File : M:\CHICO\DATA\C111030\1030C10W.D
 Acq On : 30 Oct 11 19:52
 Sample : Vol Std 10-30-11@800ug/L
 Misc : Water 10mLw/ IS:10-30-11
 Quant Time: Oct 31 9:32 2011

Vial: 1
 Operator: STC
 Inst : Chico
 Multiplr: 1.00
 Quant Results File: temp.res

Method : M:\CHICO\DATA\C111030\CGAS.M (RTE Integrator)
 Title : METHOD 8260B
 Last Update : Mon Oct 31 09:35:31 2011
 Response via : Multiple Level Calibration



TIC: 1030C10W.D

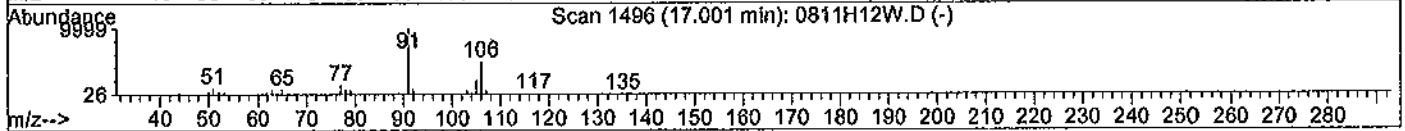
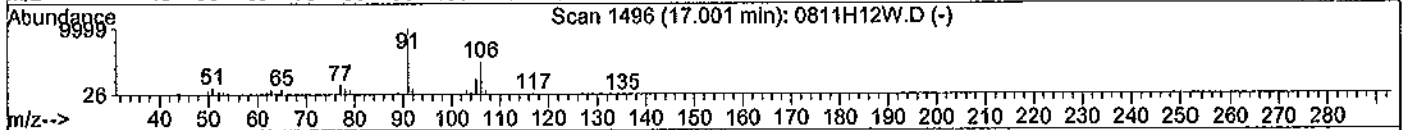
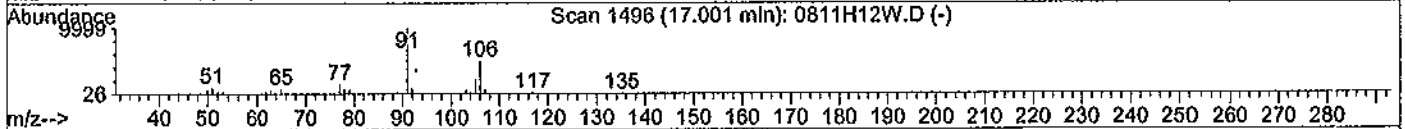

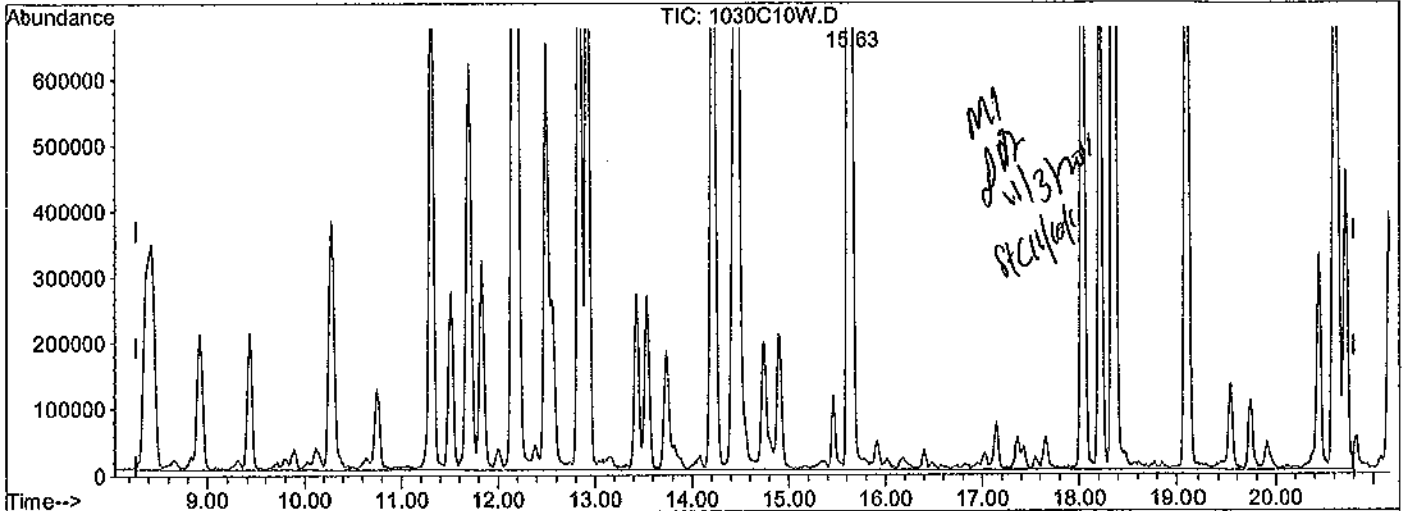
(2) Gasoline (TMHB)		
14.31min	303.9125ppb m	
response	77947975	
Ion	Exp%	Act%
TIC	100	100
0.00	0.00	0.13#
0.00	0.00	0.41#
0.00	0.00	0.00

Quantitation Report

Data File : M:\CHICO\DATA\C111030\1030C10W.D
 Acq On : 30 Oct 11 19:52
 Sample : Vol Std 10-30-11@800ug/L
 Misc : Water 10mLw/ IS:10-30-11
 Quant Time: Nov 3 10:42 2011

Vial: 1
 Operator: STC
 Inst : Chico
 Multiplr: 1.00
 Quant Results File: temp.res

Method : M:\CHICO\DATA\C111030\CGAS.M (RTE Integrator)
 Title : METHOD 8260B
 Last Update : Mon Oct 31 09:35:31 2011
 Response via : Multiple Level Calibration



TIC: 1030C10W.D

(2) Gasoline (TMHB)		
15.63min	330.1072ppb m	
response	84666447	
Ion	Exp%	Act%
TIC	100	100
0.00	0.00	0.12#
0.00	0.00	0.38#
0.00	0.00	0.00

Quantitation Report (QT Reviewed)

Data File : M:\CHICO\DATA\C111030\1030C11W.D Vial: 1
 Acq On : 30 Oct 11 20:35 Operator: STC
 Sample : Vol Std 10-30-11@1000ug/L Inst : Chico
 Misc : Water 10mLw/ IS:10-30-11 Multiplr: 1.00

Quant Time: Nov 3 10:43 2011 Quant Results File: CGAS.RES

Quant Method : M:\CHICO\DATA\C111030\CGAS.M (RTE Integrator)
 Title : METHOD 8260B
 Last Update : Mon Oct 31 09:32:18 2011
 Response via : Initial Calibration
 DataAcq Meth : V8260

Internal Standards	R.T.	QIon	Response	Conc	Units	Dev(Min)
1) Fluorobenzene (IS)	12.84	TIC	1162372	25.00000	ppb	0.00
3) Chlorobenzene-D5 (IS)	18.03	TIC	1207961	25.00000	ppb	0.00
4) 1,4-Dichlorobenzene-D (IS)	22.24	TIC	1354742	25.00000	ppb	0.00

System Monitoring Compounds

Target Compounds	R.T.	QIon	Response	Conc	Units	Qvalue
2) Gasoline	15.63	TIC	105748641m	400.59060	ppb	100

Quantitation Report

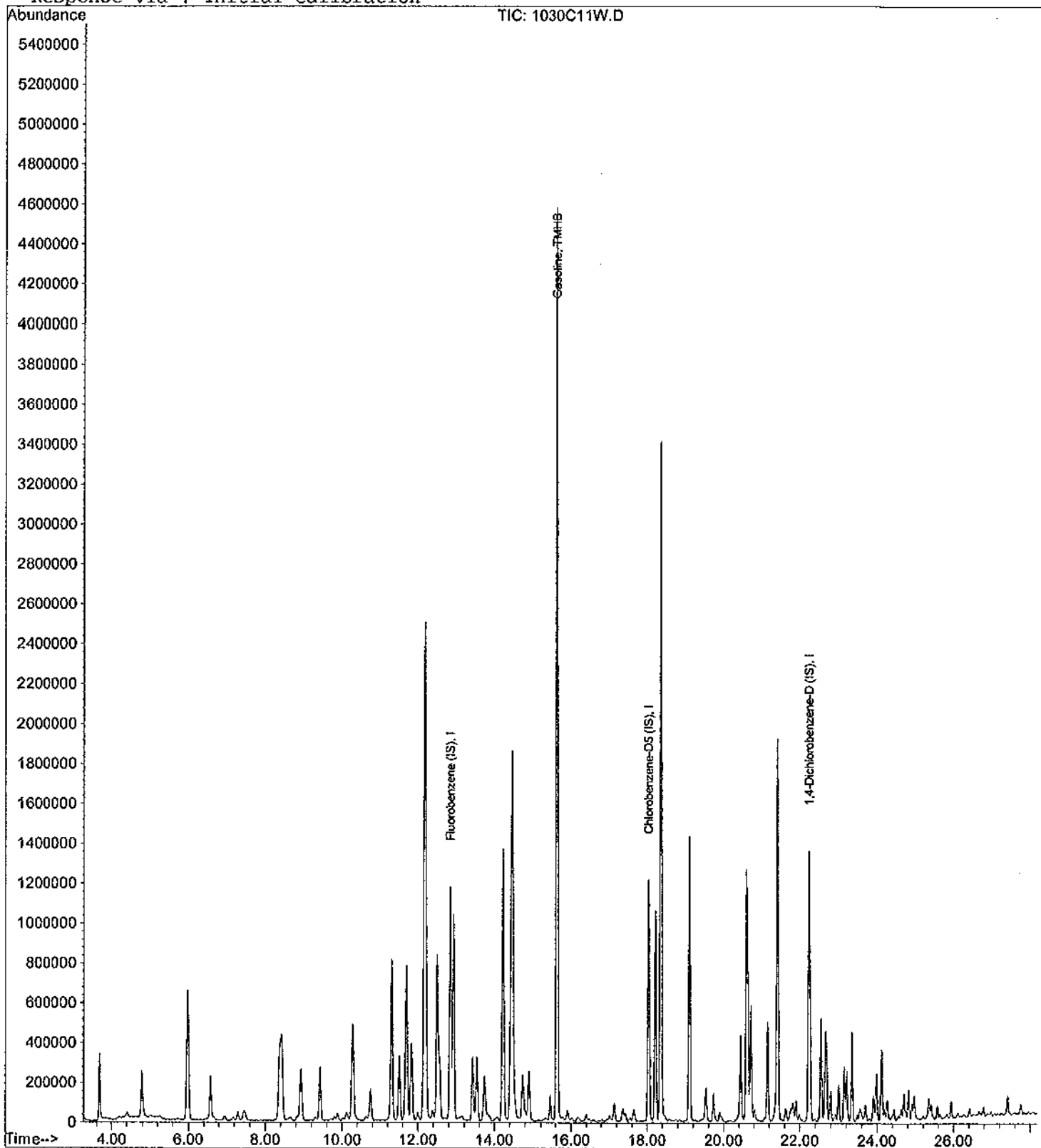
Data File : M:\CHICO\DATA\C111030\1030C11W.D
Acq On : 30 Oct 11 20:35
Sample : Vol Std 10-30-11@1000ug/L
Misc : Water 10mL/ IS:10-30-11

Vial: 1
Operator: STC
Inst : Chico
Multiplr: 1.00

Quant Time: Nov 3 10:43 2011

Quant Results File: CGAS.RES

Method : M:\CHICO\DATA\C111030\CGAS.M (RTE Integrator)
Title : METHOD 8260B
Last Update : Thu Nov 03 10:47:02 2011
Response via : Initial Calibration

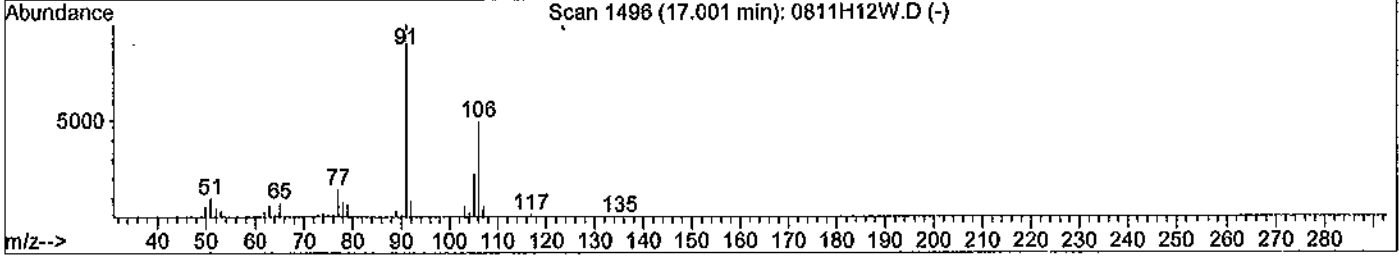

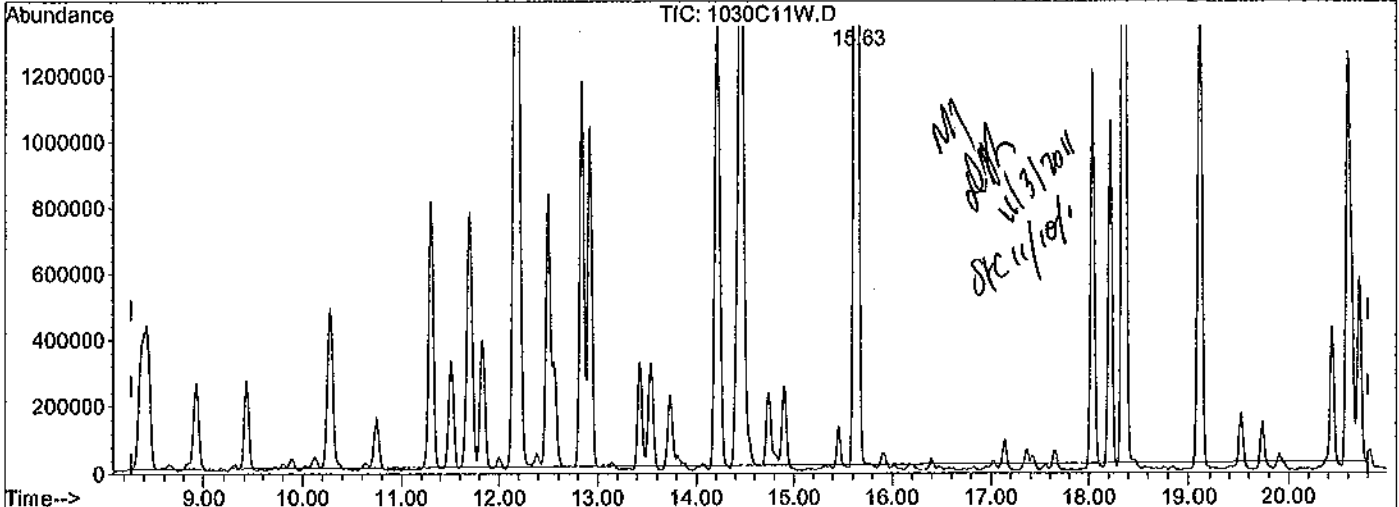


Quantitation Report

Data File : M:\CHICO\DATA\C111030\1030C11W.D
 Acq On : 30 Oct 11 20:35
 Sample : Vol Std 10-30-11@1000ug/L
 Misc : Water 10mLw/ IS:10-30-11
 Quant Time: Oct 31 9:33 2011

Vial: 1
 Operator: STC
 Inst : Chico
 Multiplr: 1.00
 Quant Results File: temp.res

Method : M:\CHICO\DATA\C111030\CGAS.M (RTE Integrator)
 Title : METHOD 8260B
 Last Update : Mon Oct 31 09:35:31 2011
 Response via : Multiple Level Calibration



TIC: 1030C11W.D

(2) Gasoline (TMHB)

14.31min 368.6230ppb m

response 97309775

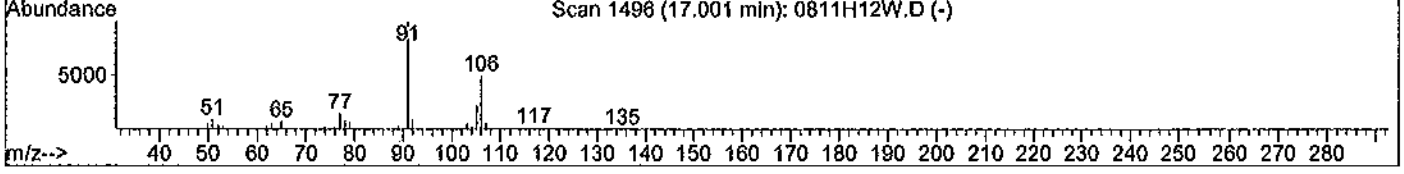
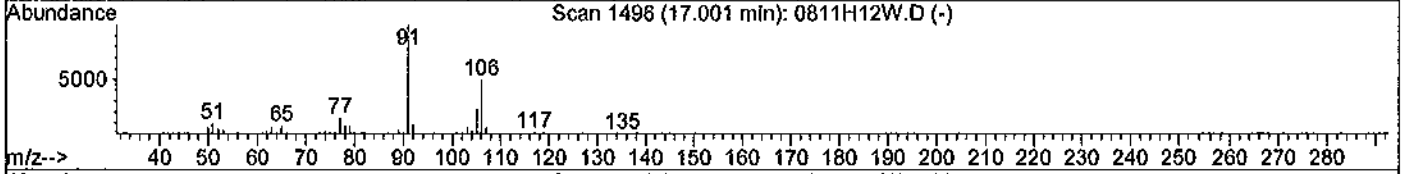

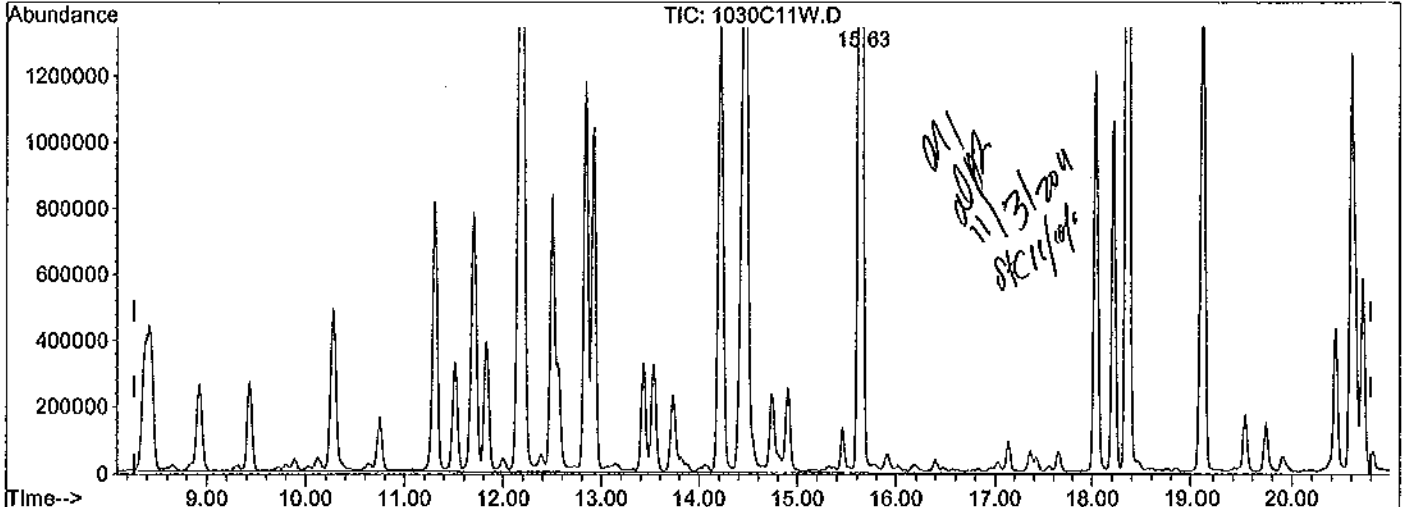
Ion	Exp%	Act%
TIC	100	100
0.00	0.00	0.11#
0.00	0.00	0.34#
0.00	0.00	0.00

Quantitation Report

Data File : M:\CHICO\DATA\C111030\1030C11W.D
 Acq On : 30 Oct 11 20:35
 Sample : Vol Std 10-30-11@1000ug/L
 Misc : Water 10mLw/ IS:10-30-11
 Quant Time: Nov 3 10:43 2011

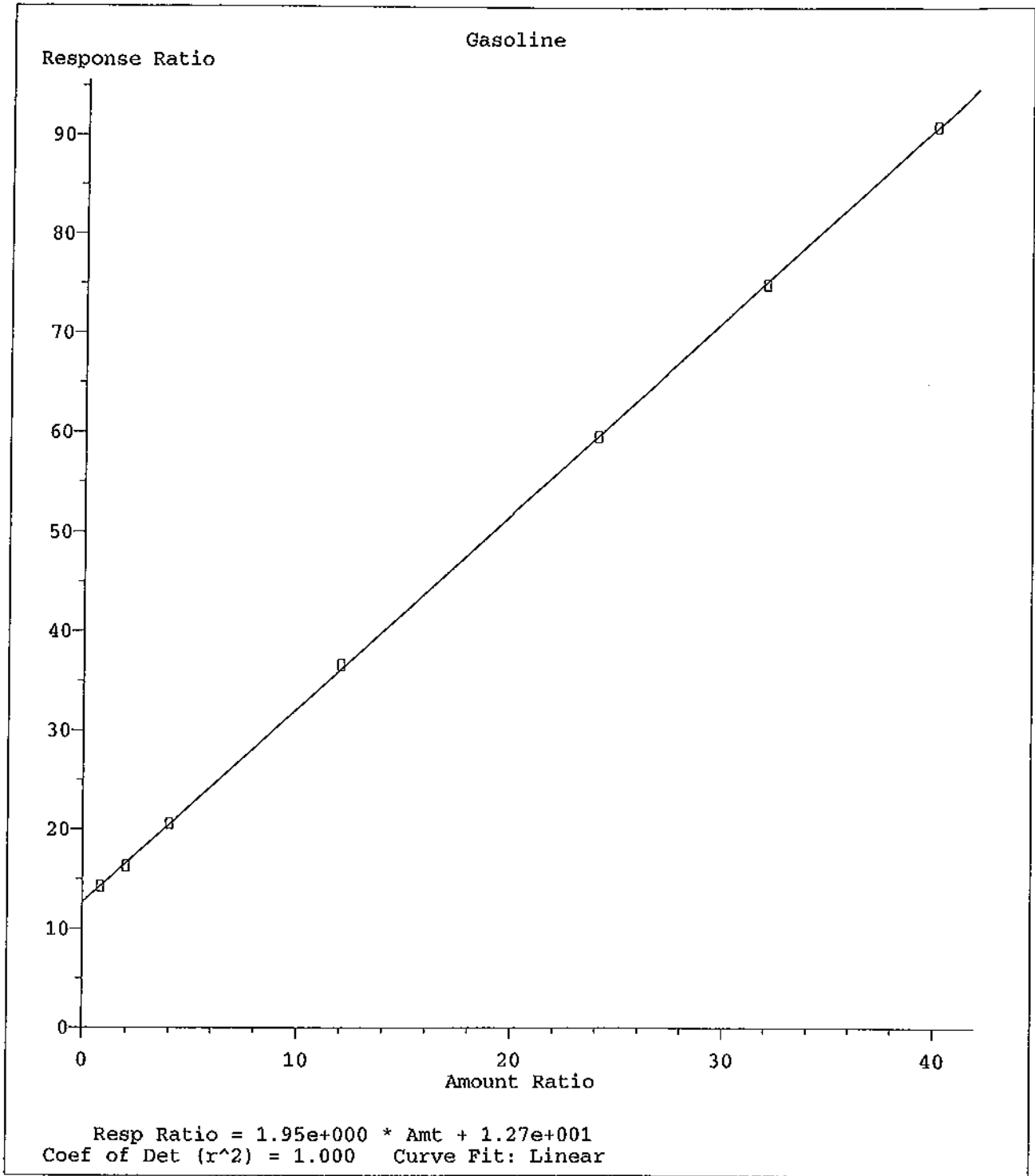
Vial: 1
 Operator: STC
 Inst : Chico
 Multiplr: 1.00
 Quant Results File: temp.res

Method : M:\CHICO\DATA\C111030\CGAS.M (RTE Integrator)
 Title : METHOD 8260B
 Last Update : Mon Oct 31 09:35:31 2011
 Response via : Multiple Level Calibration



TIC: 1030C11W.D

(2) Gasoline (TMHB)		
15.63min	400.5906ppb	m
response	105748641	
Ion	Exp%	Act%
TIC	100	100
0.00	0.00	0.10#
0.00	0.00	0.31#
0.00	0.00	0.00



Method Name: M:\CHICO\DATA\C111030\CGAS.M
Calibration Table Last Updated: Thu Nov 03 10:47:02 2011

VOLATILE ORGANIC ANALYSIS BY
EPA METHOD 8260B

Form 7

Second Source Calibration

Lab Name: APPL, Inc.

SDG No: _____

Case No: _____

Date Analyzed: 10/31/2011

Matrix: _____

Instrument: Chico

Initial Cal. Date: 10/30/2011

Data File: 1030C29W.D

		Compound	MEAN	CCRF	%D	%Drift
1		Fluorobenzene (IS)	ISTD			
2	TMHB	Gasoline	5.897	3.228	45	TMHBL 11
3		Chlorobenzene-D5 (IS)	ISTD			
4		1,4-Dichlorobenzene-D (IS)	ISTD			
5						
6						
7						
8						
9						
10						
11						
12						
13						
14						
15						
16						
17						
18						
19						
20						
21						
22						
23						
24						
25						
26						
27						
28						
29						
30						
31						
32						
33						
34						
35						
36						
37						
38						
39						
40		Average			45.0	

Quantitation Report (QT Reviewed)

Data File : M:\CHICO\DATA\C111030\1030C29W.D Vial: 1
 Acq On : 31 Oct 11 9:31 Operator: STC
 Sample : GAS 300ug/L (SS) Inst : Chico
 Misc : Water 10mLw/ IS&S:10-30/10-26-11 Multiplr: 1.00

Quant Time: Nov 3 10:51 2011 Quant Results File: CGAS.RES

Quant Method : M:\CHICO\DATA\C111030\CGAS.M (RTE Integrator)
 Title : METHOD 8260B
 Last Update : Thu Nov 03 10:47:02 2011
 Response via : Initial Calibration
 DataAcq Meth : V8260

Internal Standards	R.T.	QIon	Response	Conc	Units	Dev(Min)
1) Fluorobenzene (IS)	12.84	TIC	1211423	25.00000	ppb	0.00
3) Chlorobenzene-D5 (IS)	18.03	TIC	1191079	25.00000	ppb	0.00
4) 1,4-Dichlorobenzene-D (IS)	22.24	TIC	1217266	25.00000	ppb	0.00

System Monitoring Compounds

Target Compounds	R.T.	QIon	Response	Conc	Units	Qvalue
2) Gasoline	15.63	TIC	46900368m	332.66187	ppb	100

Quantitation Report

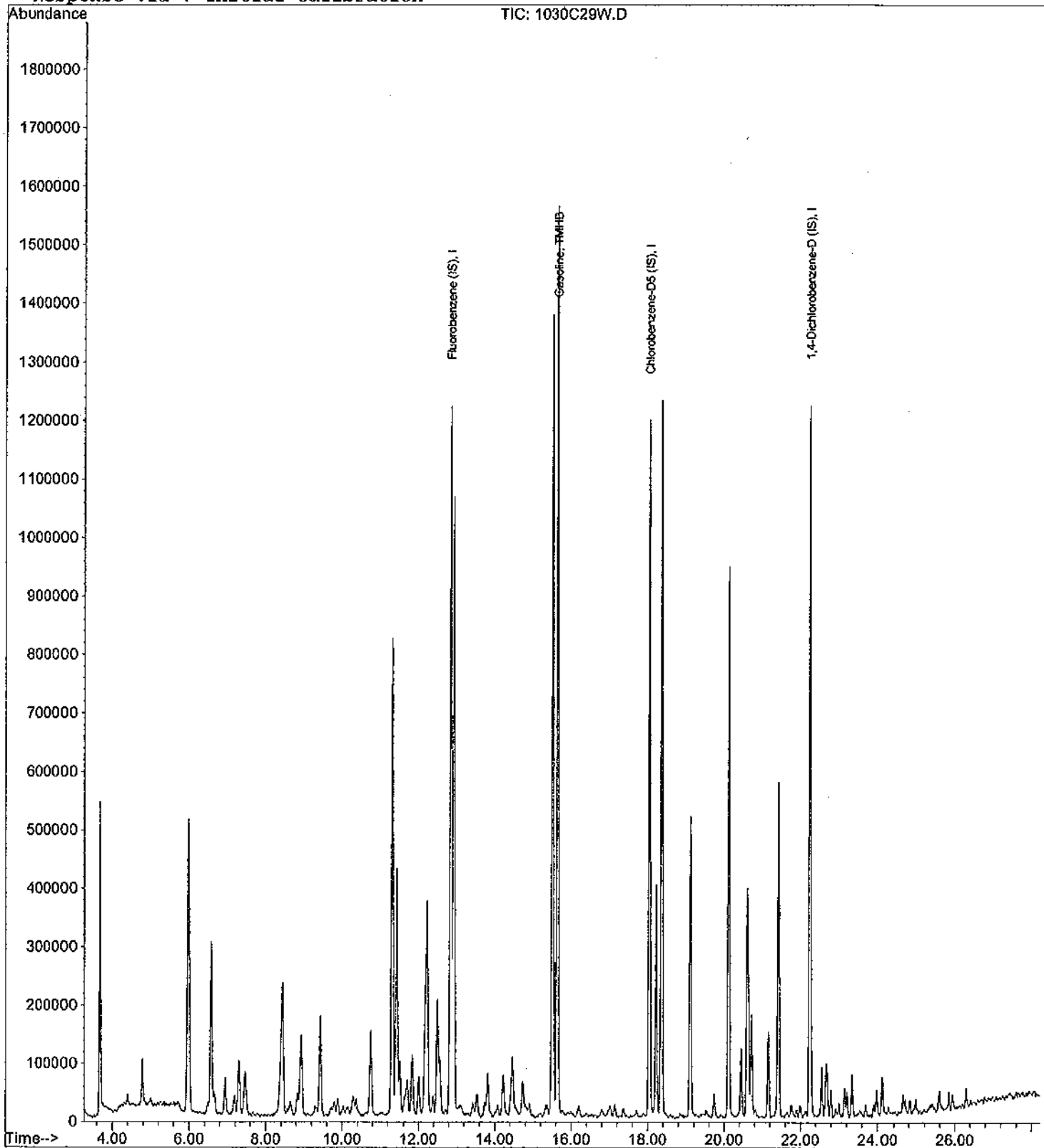
Data File : M:\CHICO\DATA\C111030\1030C29W.D
Acq On : 31 Oct 11 9:31
Sample : GAS 300ug/L (SS)
Misc : Water 10mLw/ IS&S:10-30/10-26-11

Vial: 1
Operator: STC
Inst : Chico
Multiplr: 1.00

Quant Time: Nov 3 10:51 2011

Quant Results File: CGAS.RES

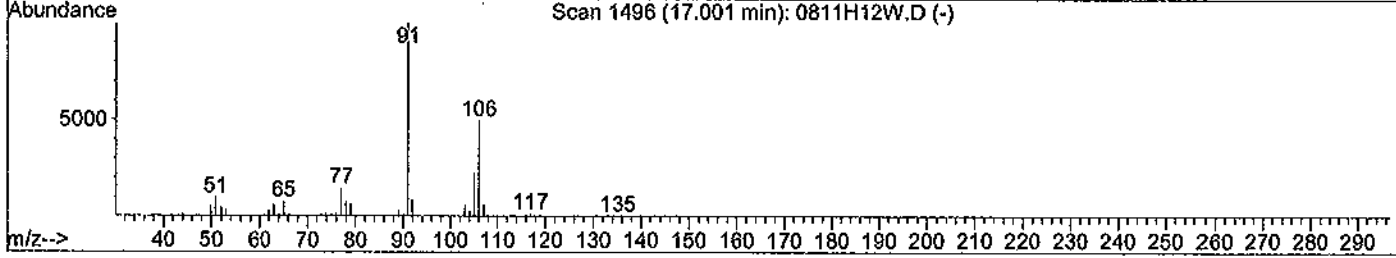
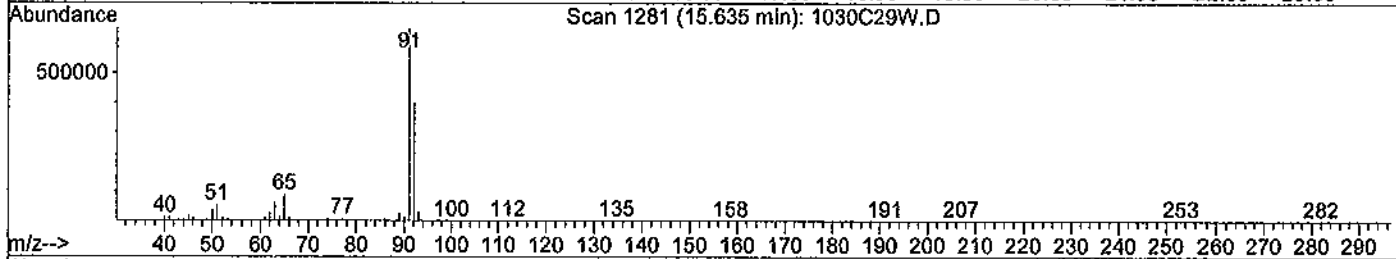
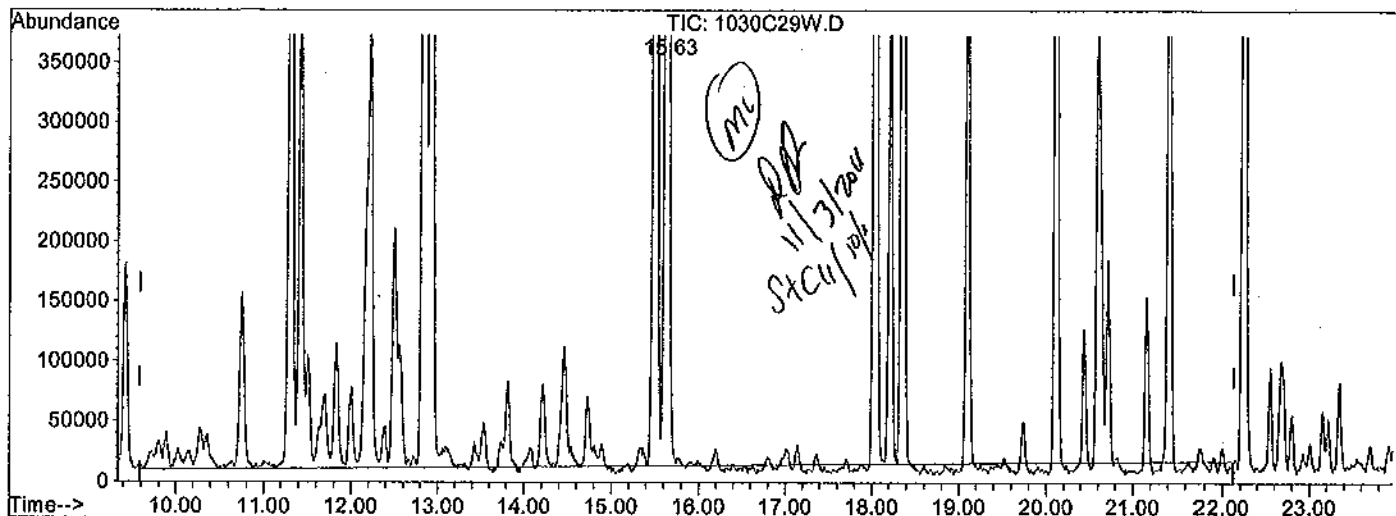
Method : M:\CHICO\DATA\C111030\CGAS.M (RTE Integrator)
Title : METHOD 8260B
Last Update : Thu Nov 03 10:47:02 2011
Response via : Initial Calibration



Quantitation Report

Data File : M:\CHICO\DATA\C111030\1030C29W.D Vial: 1
 Acq On : 31 Oct 11 9:31 Operator: STC
 Sample : GAS 300ug/L (SS) Inst : Chico
 Misc : Water 10mLw/ IS&S:10-30/10-26-11 Multiplr: 1.00
 Quant Time: Nov 3 10:47 2011 Quant Results File: temp.res

Method : M:\CHICO\DATA\C111030\CGAS.M (RTE Integrator)
 Title : METHOD 8260B
 Last Update : Thu Nov 03 10:47:02 2011
 Response via : Multiple Level Calibration



TIC: 1030C29W.D

(2) Gasoline (TMHB)

15.64min 275.5469ppb m

response 41492142

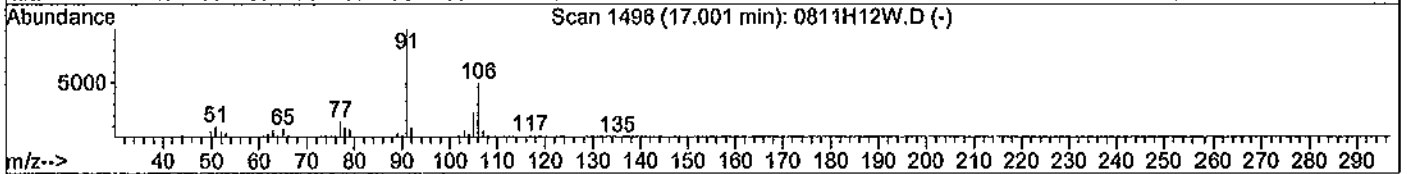


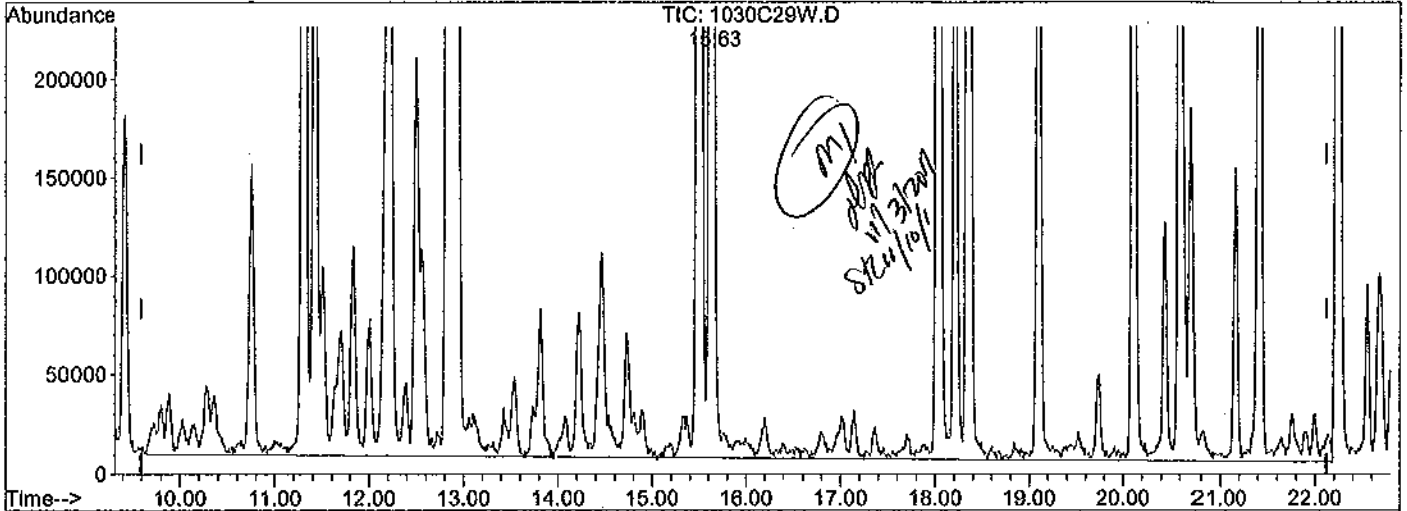
Ion	Exp%	Act%
TIC	100	100
0.00	0.00	0.26#
0.00	0.00	0.78#
0.00	0.00	0.00

Quantitation Report

Data File : M:\CHICO\DATA\C111030\1030C29W.D
 Acq On : 31 Oct 11 9:31
 Sample : GAS 300ug/L (SS)
 Misc : Water 10mLw/ IS&S:10-30/10-26-11
 Quant Time: Nov 3 10:51 2011

Vial: 1
 Operator: STC
 Inst : Chico
 Multiplr: 1.00
 Quant Results File: temp.res

Method : M:\CHICO\DATA\C111030\CGAS.M (RTE Integrator)
 Title : METHOD 8260B
 Last Update : Thu Nov 03 10:47:02 2011
 Response via : Multiple Level Calibration



TIC: 1030C29W.D

(2) Gasoline (TMHB)		
15.63min	332.6619ppb m	
response	46900368	
Ion	Exp%	Act%
TIC	100	100
0.00	0.00	0.23#
0.00	0.00	0.69#
0.00	0.00	0.00

VOLATILE ORGANIC ANALYSIS BY
EPA METHOD 8260B

Form 7

Continuing Calibration

Lab Name: APPL, Inc.
Case No: _____
Matrix: _____

SDG No: _____
Date Analyzed: 10/31/2011
Instrument: Chico
Initial Cal. Date: 10/30/2011
Data File: 1031C04W.D

	Compound	MEAN	CCRF	%D	%Drift
1	Fluorobenzene (IS)	ISTD			
2	TMHB Gasoline	5.897	3.269	45	TMHBL 13
3	Chlorobenzene-D5 (IS)	ISTD			
4	1,4-Dichlorobenzene-D (IS)	ISTD			
5					
6					
7					
8					
9					
10					
11					
12					
13					
14					
15					
16					
17					
18					
19					
20					
21					
22					
23					
24					
25					
26					
27					
28					
29					
30					
31					
32					
33					
34					
35					
36					
37					
38					
39					
40	Average			45.0	

Data File : M:\CHICO\DATA\C111030\1031C04W.D Vial: 1
 Acq On : 31 Oct 11 21:42 Operator: STC
 Sample : 111031A CCV-1WC (GAS) Inst : Chico
 Misc : Water 10mLw/ IS&S:10-30/10-26-11 Multiplr: 1.00

Quant Time: Nov 3 11:08 2011 Quant Results File: CGAS.RES

Quant Method : M:\CHICO\DATA\C111030\CGAS.M (RTE Integrator)
 Title : METHOD 8260B
 Last Update : Thu Nov 03 10:47:02 2011
 Response via : Initial Calibration
 DataAcq Meth : V8260

Internal Standards	R.T.	QIon	Response	Conc	Units	Dev(Min)
1) Fluorobenzene (IS)	12.84	TIC	1335326	25.00000	ppb	0.00
3) Chlorobenzene-D5 (IS)	18.05	TIC	1352394	25.00000	ppb	0.00
4) 1,4-Dichlorobenzene-D (IS)	22.24	TIC	1300579	25.00000	ppb	0.00

System Monitoring Compounds

Target Compounds	R.T.	QIon	Response	Conc	Units	Qvalue
2) Gasoline	15.51	TIC	52385955m	339.25990	ppb	100

Quantitation Report

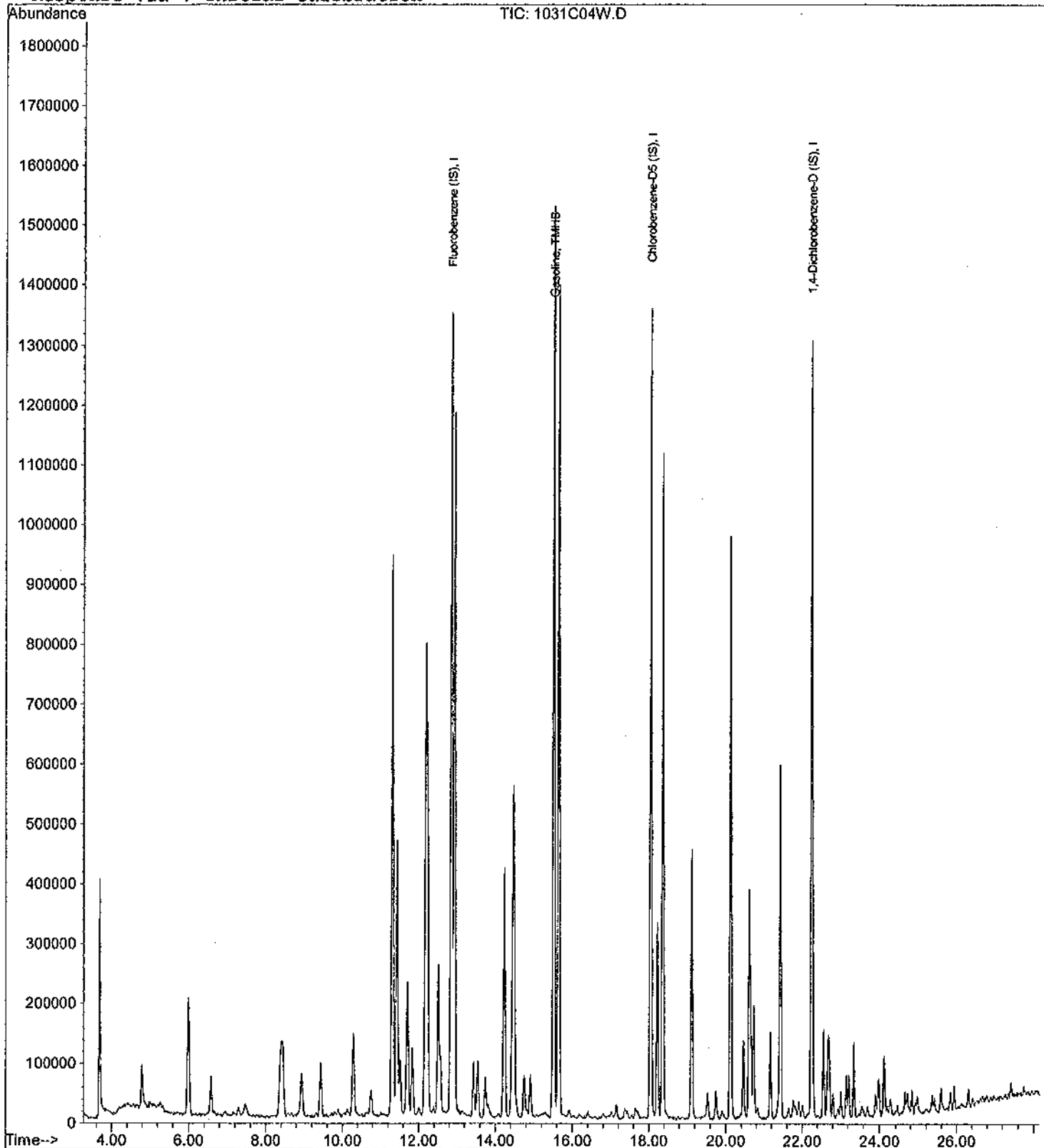
Data File : M:\CHICO\DATA\C111030\1031C04W.D
Acq On : 31 Oct 11 21:42
Sample : 111031A CCV-1WC (GAS)
Misc : Water 10mLw/ IS&S:10-30/10-26-11

Vial: 1
Operator: STC
Inst : Chico
Multiplr: 1.00

Quant Time: Nov 3 11:08 2011

Quant Results File: CGAS.RES

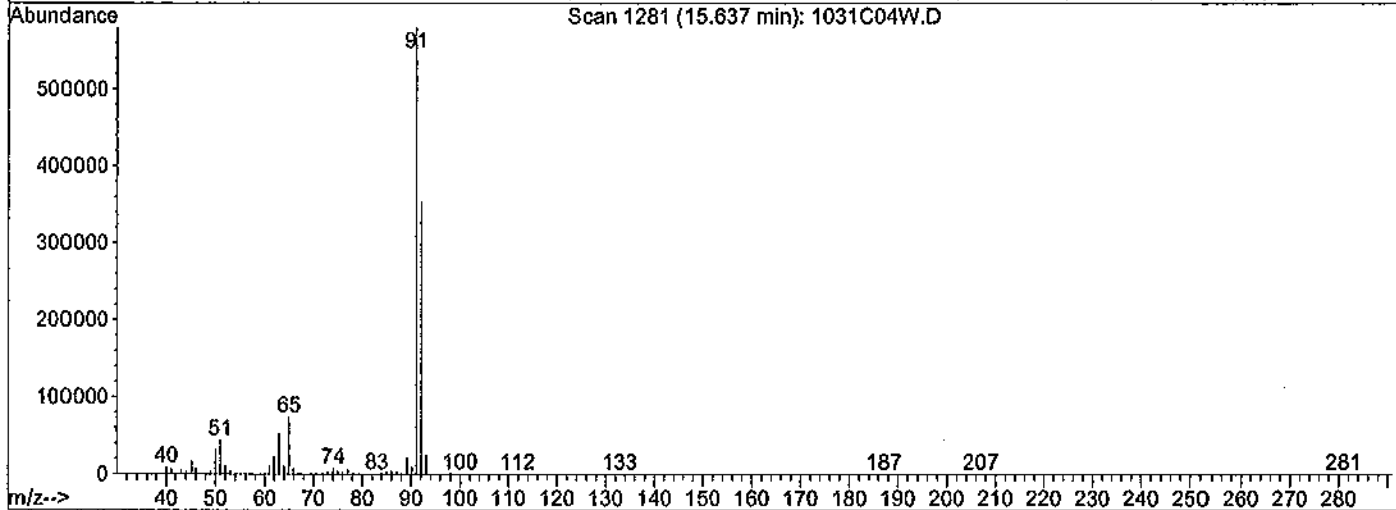
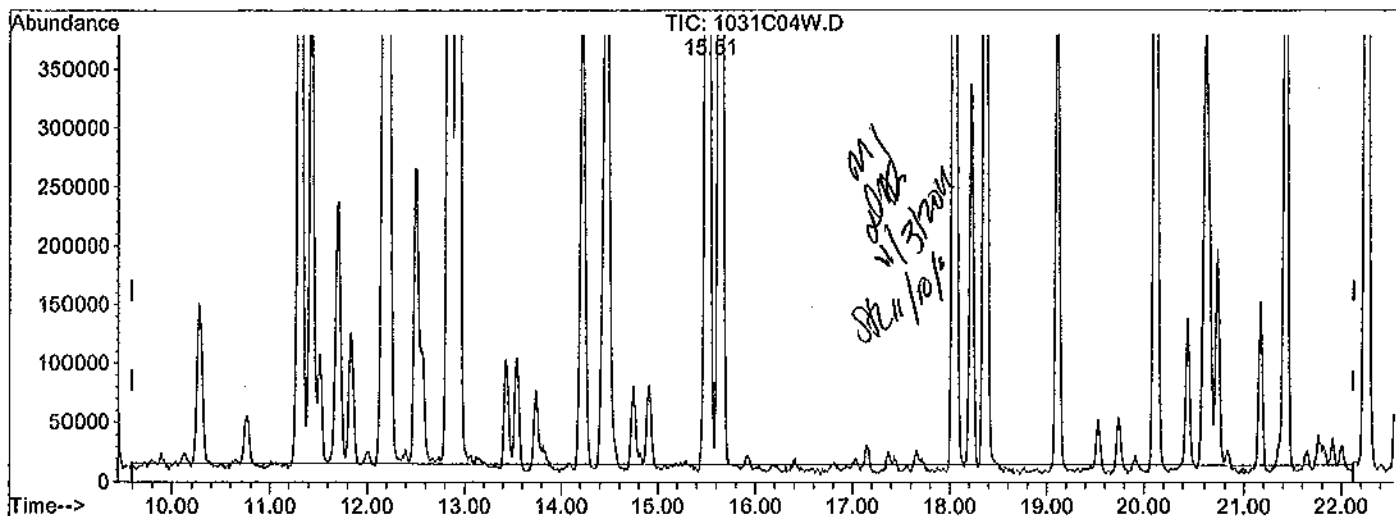
Method : M:\CHICO\DATA\C111030\CGAS.M (RTE Integrator)
Title : METHOD 8260B
Last Update : Thu Nov 03 10:47:02 2011
Response via : Initial Calibration



Quantitation Report

Data File : M:\CHICO\DATA\C111030\1031C04W.D Vial: 1
 Acq On : 31 Oct 11 21:42 Operator: STC
 Sample : 111031A CCV-1WC (GAS) Inst : Chico
 Misc : Water 10mLw/ IS&S:10-30/10-26-11 Multiplr: 1.00
 Quant Time: Nov 3 10:56 2011 Quant Results File: temp.res

Method : M:\CHICO\DATA\C111030\CGAS.M (RTE Integrator)
 Title : METHOD 8260B
 Last Update : Thu Nov 03 10:47:02 2011
 Response via : Multiple Level Calibration



TIC: 1031C04W.D

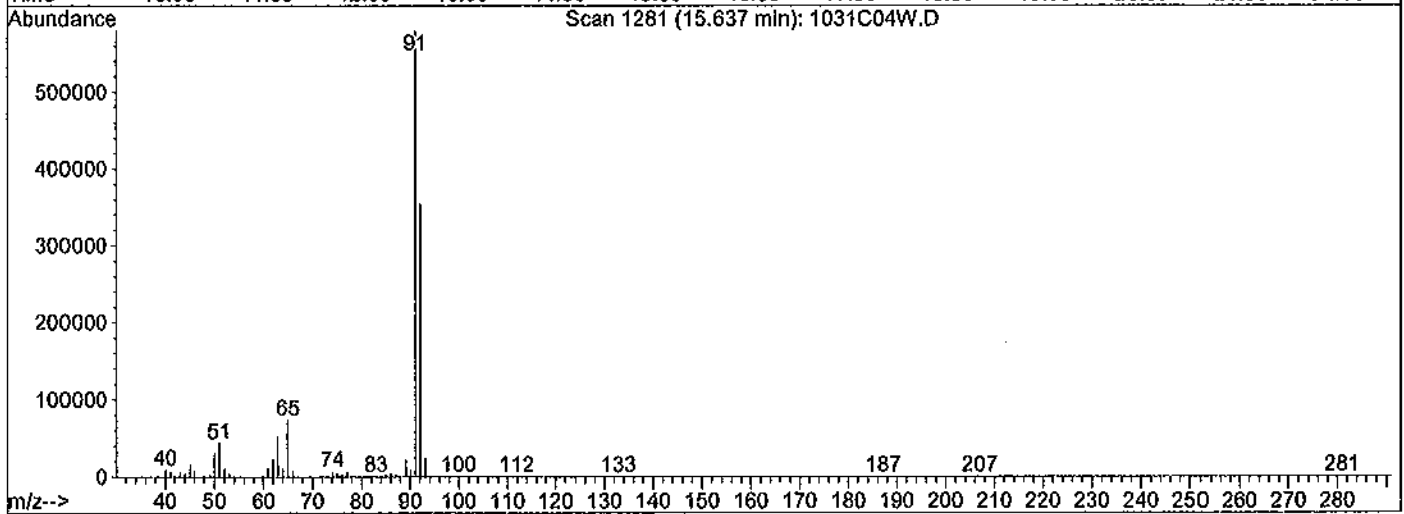
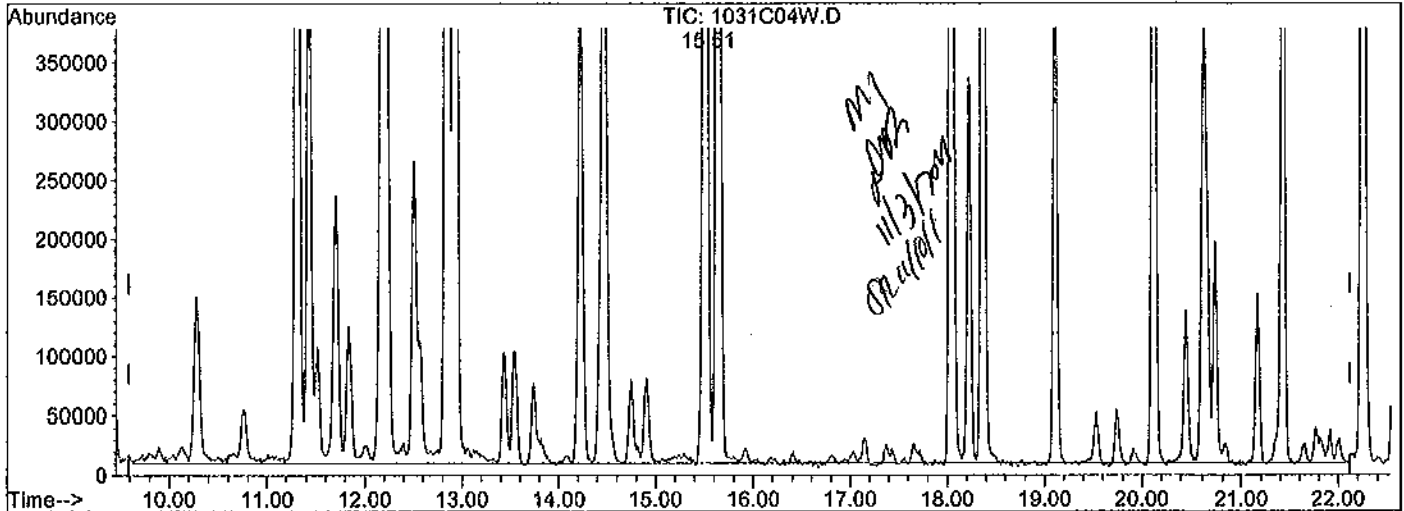
(2) Gasoline (TMHB)		
15.64min	304.2107ppb m	
response	48727700	
Ion	Exp%	Act%
TIC	100	100
0.00	0.00	0.25#
0.00	0.00	0.73#
0.00	0.00	0.00

Quantitation Report

Data File : M:\CHICO\DATA\C111030\1031C04W.D
 Acq On : 31 Oct 11 21:42
 Sample : 111031A CCV-1WC (GAS)
 Misc : Water 10mLw/ IS&S:10-30/10-26-11
 Quant Time: Nov 3 11:08 2011

Vial: 1
 Operator: STC
 Inst : Chico
 Multiplr: 1.00
 Quant Results File: temp.res

Method : M:\CHICO\DATA\C111030\CGAS.M (RTE Integrator)
 Title : METHOD 8260B
 Last Update : Thu Nov 03 10:47:02 2011
 Response via : Multiple Level Calibration



TIC: 1031C04W.D

(2) Gasoline (TMHB)		
15.51min	339.2599ppb m	
response	52385955	
Ion	Exp%	Act%
TIC	100	100
0.00	0.00	0.23#
0.00	0.00	0.67#
0.00	0.00	0.00

VOLATILE ORGANIC ANALYSIS BY
EPA METHOD 8260B

Form 7

Continuing Calibration

Lab Name: APPL, Inc.
Case No: _____
Matrix: _____

SDG No: _____
Date Analyzed: 3 Nov 11 13:20
Instrument: Chico
Initial Cal. Date: 11/02/11
Data File: 1103C08W.D

	Compound	MEAN	CCRF	%D	%Drift
1	Fluorobenzene (IS)	ISTD			
2	TMHB Gasoline	5.897	3.091	48	TMHBL 4.0
3	Chlorobenzene-D5 (IS)	ISTD			
4	1,4-Dichlorobenzene-D (IS)	ISTD			
5					
6					
7					
8					
9					
10					
11					
12					
13					
14					
15					
16					
17					
18					
19					
20					
21					
22					
23					
24					
25					
26					
27					
28					
29					
30					
31					
32					
33					
34					
35					
36					
37					
38					
39					
40	Average			48.0	

Data File : M:\CHICO\DATA\C111102\1103C08W.D
 Acq On : 3 Nov 11 13:20
 Sample : 111103A CCV-GAS @300ug/L
 Misc : Water 10mLw/ IS:10-30-11

Vial: 1
 Operator: STC
 Inst : Chico
 Multiplr: 1.00

Quant Time: Nov 3 13:19 2011

Quant Results File: CGAS.RES

Quant Method : M:\CHICO\DATA\C111030\CGAS.M (RTE Integrator)
 Title : METHOD 8260B
 Last Update : Thu Nov 03 10:47:02 2011
 Response via : Initial Calibration
 DataAcq Meth : PC8260-1

Internal Standards	R.T.	QIon	Response	Conc	Units	Dev(Min)
1) Fluorobenzene (IS)	12.88	TIC	694749	25.00000	ppb	0.04
3) Chlorobenzene-D5 (IS)	18.07	TIC	720220	25.00000	ppb	0.04
4) 1,4-Dichlorobenzene-D (IS)	22.28	TIC	774278	25.00000	ppb	0.04

System Monitoring Compounds

Target Compounds	R.T.	QIon	Response	Conc	Units	Qvalue
2) Gasoline	15.64	TIC	25770505m	311.91272	ppb	100

Quantitation Report

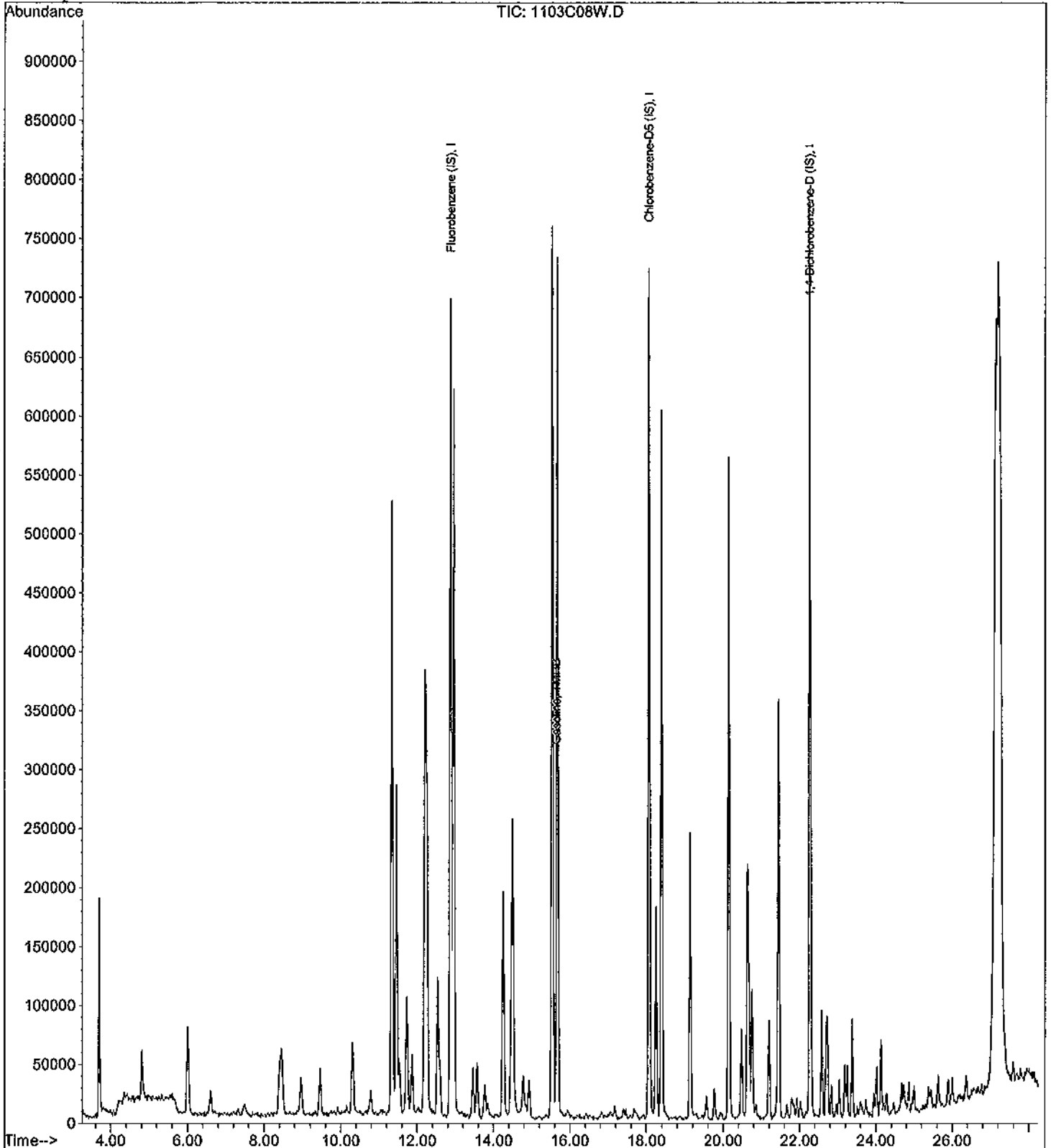
Data File : M:\CHICO\DATA\C111102\1103C08W.D
Acq On : 3 Nov 11 13:20
Sample : 111103A CCV-GAS @300ug/L
Misc : Water 10mLw/ IS:10-30-11

Vial: 1
Operator: STC
Inst : Chico
Multiplr: 1.00

Quant Time: Nov 3 13:19 2011

Quant Results File: CGAS.RES

Method : M:\CHICO\DATA\C111030\CGAS.M (RTE Integrator)
Title : METHOD 8260B
Last Update : Thu Nov 03 10:47:02 2011
Response via : Initial Calibration



VOLATILE ORGANIC ANALYSIS BY
EPA METHOD 8260B

Form 6
Initial Calibration

Lab Name: APPL, Inc. _____

SDG No: 66133 _____

Case No: _____

Initial Cal. Date: 11/02/11 _____

Matrix: Water _____

Instrument: Sweetpea _____

Initials: _____

1102503W.D 1102504W.D 1102505W.D 1102506W.D 1102507W.D 1102508W.D 1102509W.D 1102510W.D 1102511W.D

	Compound	0.3	0.5	1	2	5	10	20	40	100		Avg	%RSD			
1	1 Fluorobenzene (IS)	ISTD														
2	TM Dichlorodifluoromethane	0.4368	0.5714	0.6394	0.7215	0.5939	0.5919	0.6249	0.7609	0.6467		0.62	15	TM		
3	TM Freon 114	0.4464	0.5735	0.4851	0.5342	0.4912	0.5203	0.5315	0.6535	0.5559		0.53	11	TM		
4	TM**L Chloromethane	1.755	1.331	0.9287	0.9030	0.8324	0.8165	0.7806	0.9224	0.8202		1.0	32	TM**L	0.997	
5	TM* Vinyl chloride			0.2880	0.2691	0.3007	0.2428	0.2329				0.27	11	TM*		
6	TML Bromomethane	0.6366	1.975	1.155	0.7954	0.6450	0.5193	0.4851	0.6082	0.5211		0.82	59	TML	0.995	
7	TML Chloroethane	0.3890	0.6783	0.3351	0.4291	0.4611	0.4299	0.3887				0.44	25	TML	0.996	
8	TM Dichlorofluoromethane	1.231	1.520	1.218	1.265	1.336	1.234	1.223	1.611	1.407		1.3	11	TM		
9	TM Trichlorofluoromethane		0.7331	0.6679	0.8675	0.8335	0.7844	0.7965	0.9466	0.8355		0.81	10	TM		
10	TM Acrolein	0.0072	0.0066	0.0044	0.0063	0.0057	0.0058	0.0064	0.0069	0.0057		0.01	14	TM		
11	TML Acetone	0.2985	0.5824	0.1244	0.1941	0.1215	0.0917	0.0870	0.0952	0.0812		0.19	88	TML	0.996	
12	TM Freon-113		0.5488	0.5511	0.6319	0.5945	0.5721	0.5702	0.6804	0.5976		0.59	7.5	TM		
13	TM* 1,1-DCE		0.9441	0.6457	0.6682	0.6362	0.5809	0.6139	0.7105	0.6418		0.68	17	TM*		
14	TM t-Butanol	0.0167	0.0202	0.0206	0.0210	0.0211	0.0190	0.0232	0.0249	0.0238		0.02	12	TM		
15	TML Methyl Acetate	0.0988	0.3405	0.4297	0.4326	0.2944	0.2541	0.2676	0.2982	0.2900		0.30	33	TML	0.999	
16	TML Iodomethane		0.1994	0.4051	0.4973	0.7907	0.9251	1.030	1.312	1.203		0.80	50	TML	0.997	
17	TML Acrylonitrile	0.2402	0.1151	0.0408	0.1406	0.1098	0.1141	0.1094	0.1274	0.1146		0.12	42	TML	0.998	
18	TML Methylene chloride	3.307	3.338	1.939	1.467	0.8659	0.7036	0.6305				1.8	67	TML	0.995	
19	TM Carbon disulfide	2.093	2.276	2.345	2.281	2.230	2.183	2.092	2.547	2.280		2.3	6.1	TM		
20	TM Methyl t-butyl ether (MtBE)	1.483	1.089	1.195	1.048	1.115	0.9609	1.044	1.216	1.079		1.1	13	TM		
21	TM Trans-1,2-DCE		1.017	0.7114	0.8287	0.7606	0.7007	0.6843	0.8820	0.7516		0.79	14	TM		
22	TM Diisopropyl Ether	1.783	2.109	1.904	1.817	2.005	1.893	1.946	2.406	2.082		2.0	9.5	TM		
23	TM** 1,1-DCA	1.079	1.132	1.145	1.152	1.203	1.233	1.173	1.443	1.262		1.2	8.8	TM**		
24	TM Vinyl Acetate	1.214	1.088	1.230	1.063	1.318	1.153	1.138	1.421	1.204		1.2	9.4	TM		
25	TM Ethyl tert Butyl Ether	1.151	1.197	1.234	1.260	1.387	1.292	1.359	1.604	1.456		1.3	11	TM		
26	TM MEK (2-Butanone)			0.2807	0.3579	0.2650	0.2403	0.2452	0.2805	0.2470		0.27	15	TM		
27	TM Cis-1,2-DCE	0.9544	0.7797	0.7857	0.7562	0.7970	0.7872	0.7590	0.8862	0.7733		0.81	8.3	TM		
28	TM 2,2-Dichloropropane		0.7674	0.8644	0.8291	0.9216	0.8679	0.8544	1.023	0.8957		0.88	8.5	TM		
29	TM* Chloroform	0.9640	1.129	0.8869	1.151	1.111	1.126	1.080	1.297	1.143		1.1	11	TM*		
30	TML Bromochloromethane	0.1871	0.1576	0.2910	0.3557	0.3549	0.3242	0.3196	0.3849	0.3336		0.30	26	TML	0.996	
31	S Dibromofluoromethane(S)	0.8051	0.6081	0.7721	0.6922	0.7426	0.6749	0.6544	0.8129	0.7102		0.72	9.7	S		
32	TM 1,1,1-TCA	0.6802	0.9640	0.9895	0.9369	0.8679	0.9307	0.9143	1.095	0.9873		0.93	12	TM		
33	TM Cyclohexane	0.8056	0.7804	1.084	0.9045	0.9035	0.9481	0.9058	1.106	1.001		0.94	12	TM		
34	TM 1,1-Dichloropropene		0.9565	0.7960	0.7961	0.9578	0.8634	0.8216	0.9953	0.9107		0.89	8.9	TM		
35	TM 2,2,4-Trimethylpentane		1.855	1.688	1.604	1.611	1.563	1.494	1.855	1.897		1.7	7.8	TM		

Data File : M:\SWEETPEA\DATA\S111102\1102S03W.D Vial: 3
 Acq On : 2 Nov 11 20:37 Operator: DG
 Sample : Vol Std 11-02-11@0.3ug/L Inst : Sweetpea
 Misc : Water 10mL w/IS:10-28-11 Multiplr: 1.00

Quant Time: Nov 4 11:22 2011

Quant Results File: SALLW.RES

Quant Method : M:\SWEETPEA\DATA\S111102\SALLW.M (RTE Integrator)
 Title : METHOD 8260
 Last Update : Fri Nov 04 11:21:42 2011
 Response via : Initial Calibration
 DataAcq Meth : V8260

Internal Standards	R.T.	QIon	Response	Conc	Units	Dev(Min)
1) Fluorobenzene (IS)	9.78	96	78408	25.00000	ppb	0.00
55) Chlorobenzene-D5 (IS)	14.82	117	56080	25.00000	ppb	0.00
70) 1,4-Dichlorobenzene-D (IS)	18.91	152	29328	25.00000	ppb	0.00

System Monitoring Compounds

31) Dibromofluoromethane(S)	8.40	111	1515	0.67169	ppb	-0.02
Spiked Amount	27.321		Recovery	=	2.460%	
36) 1,2-DCA-D4(S)	9.19	65	592	0.35664	ppb	0.00
Spiked Amount	28.271		Recovery	=	1.263%	
56) Toluene-D8(S)	12.37	98	3320	0.55886	ppb	0.00
Spiked Amount	29.287		Recovery	=	1.909%	
64) 4-Bromofluorobenzene(S)	16.88	95	1703	0.75117	ppb	0.00
Spiked Amount	27.437		Recovery	=	2.737%	

Target Compounds

	R.T.	QIon	Response	Conc	Units	Qvalue
2) Dichlorodifluoromethane	2.45	85	411	0.21109	ppb	# 41
3) Freon 114	2.63	85	420	0.25153	ppb	93
4) Chloromethane	2.75	50	1651	0.26648	ppb	97
5) Vinyl chloride	2.91	62	293	0.35030	ppb	# 45
6) Bromomethane	3.46	94	599	-0.65402	ppb	# 27
8) Dichlorofluoromethane	3.65	67	1158	0.27587	ppb	# 44
9) Trichlorofluoromethane	4.01	101	457	0.18031	ppb	77
10) Acrolein	4.55	56	341	17.77720	ppb	# 72
11) Acetone	4.64	43	279	-1.15754	ppb	# 53
12) Freon-113	4.78	101	160	0.08598	ppb	# 26
13) 1,1-DCE	4.96	96	386	0.11126	ppb	# 56
14) t-Butanol	5.11	59	786	11.83517	ppb	# 74
15) Methyl Acetate	5.41	43	93	0.14773	ppb	# 72
16) Iodomethane	5.50	142	60	1.16653	ppb	# 46
18) Methylene chloride	5.66	84	3112	-0.65565	ppb	# 53
19) Carbon disulfide	5.66	76	1969	0.27797	ppb	# 79
20) Methyl t-butyl ether (MtBE)	6.08	73	1395	0.39132	ppb	# 58
21) Trans-1,2-DCE	6.21	96	955	0.38446	ppb	# 26
22) Diisopropyl Ether	6.90	45	1678	0.26833	ppb	# 73
23) 1,1-DCA	6.86	63	1015	0.26914	ppb	# 76
24) Vinyl Acetate	6.90	43	1142	0.30263	ppb	# 89
25) Ethyl tert Butyl Ether	7.54	59	1083	0.26030	ppb	# 49
26) MEK (2-Butanone)	7.53	43	138	0.16071	ppb	# 1
27) Cis-1,2-DCE	7.82	96	898	0.35403	ppb	# 18
28) 2,2-Dichloropropane	7.83	77	499	0.18122	ppb	# 53
29) Chloroform	8.10	83	907	0.26378	ppb	86
30) Bromochloromethane	8.30	128	176	-0.08254	ppb	82
32) 1,1,1-TCA	8.78	97	640	0.21902	ppb	# 40
33) Cyclohexane	8.92	56	758	0.25775	ppb	# 79
34) 1,1-Dichloropropene	9.07	75	424	0.15238	ppb	# 41
35) 2,2,4-Trimethylpentane	9.17	57	2176	0.41522	ppb	# 75
37) Carbon Tetrachloride	9.23	117	420	0.26139	ppb	# 58
38) Tert Amyl Methyl Ether	9.35	73	1250	0.31347	ppb	# 58
39) 1,2-DCA	9.35	62	437	0.23513	ppb	# 80
40) Benzene	9.42	78	3116	0.33690	ppb	# 76
41) TCE	10.43	95	437	0.21905	ppb	# 2
42) 2-Pentanone	10.21	43	9725	13.61663	ppb	96
43) 1,2-Dichloropropane	10.66	63	468	0.23382	ppb	# 87
44) Bromodichloromethane	11.02	83	369	0.14466	ppb	# 41

(#) = qualifier out of range (m) = manual integration
 1102S03W.D SALLW.M Fri Nov 04 12:55:21 2011

Data File : M:\SWEETPEA\DATA\S111102\1102S03W.D Vial: 3
 Acq On : 2 Nov 11 20:37 Operator: DG
 Sample : Vol Std 11-02-11@0.3ug/L Inst : Sweetpea
 Misc : Water 10mL w/IS:10-28-11 Multiplr: 1.00

Quant Time: Nov 4 11:22 2011

Quant Results File: SALLW.RES

Quant Method : M:\SWEETPEA\DATA\S111102\SALLW.M (RTE Integrator)
 Title : METHOD 8260
 Last Update : Fri Nov 04 11:21:42 2011
 Response via : Initial Calibration
 DataAcq Meth : V8260

Compound	R.T.	QIon	Response	Conc	Unit	Qvalue	
45) Methyl Cyclohexane	10.67	83	582	0.22249	ppb		85
46) Dibromomethane	11.04	93	190	0.18323	ppb	#	36
47) 2-Chloroethyl vinyl ether	11.76	63	424	0.20374	ppb	#	40
49) 1-Bromo-2-chloroethane	11.76	63	424	0.20374	ppb	#	40
50) Cis-1,3-Dichloropropene	11.91	75	925	0.30934	ppb	#	80
51) Toluene	12.49	91	1897	0.23092	ppb		89
52) Trans-1,3-Dichloropropene	12.71	75	228	0.10120	ppb		96
53) 1,1,2-TCA	12.98	83	89	0.08115	ppb	#	82
54) 2-Hexanone	13.06	43	77	0.13999	ppb	#	42
57) 1,2-EDB	14.12	107	177	0.15332	ppb	#	53
58) Tetrachloroethene	13.61	164	148	0.08592	ppb	#	40
59) 1-Chlorohexane	14.61	91	941	0.34474	ppb		99
61) m&p-Xylene	15.17	106	2284	0.63697	ppb		90
62) o-Xylene	15.87	106	1157	0.34311	ppb	#	5
63) Styrene	15.92	104	1813	0.32232	ppb	#	84
65) 1,3-Dichloropropane	13.37	76	701	0.34825	ppb	#	40
66) Dibromochloromethane	13.78	129	453	0.28303	ppb	#	16
67) Chlorobenzene	14.88	112	1516	0.29695	ppb		94
68) Ethylbenzene	15.02	91	2716	0.32214	ppb	#	63
71) Isopropylbenzene	16.52	105	2452	0.31937	ppb		96
72) 1,1,2,2-Tetrachloroethane	16.68	85	123	0.53273	ppb	#	1
73) 1,2,3-Trichloropropane	16.93	110	71	-1.00460	ppb	#	27
75) Bromobenzene	17.18	156	681	0.29613	ppb		76
76) n-Propylbenzene	17.22	91	3196	0.33856	ppb		85
77) 4-Ethyltoluene	17.41	105	2141	0.33407	ppb		92
78) 2-Chlorotoluene	17.47	91	2342	0.34770	ppb	#	80
79) 1,3,5-Trimethylbenzene	17.51	105	1694	0.26742	ppb	#	61
80) 4-Chlorotoluene	17.55	91	2025	0.35218	ppb	#	77
81) Tert-Butylbenzene	18.09	119	2388	0.33471	ppb		92
82) 1,2,4-Trimethylbenzene	18.16	105	1822	0.29320	ppb		85
83) Sec-Butylbenzene	18.49	105	2358	0.27383	ppb		96
84) p-Isopropyltoluene	18.73	119	2917	0.39369	ppb	#	89
85) Benzyl Chloride	19.13	91	423	0.61702	ppb	#	62
86) 1,3-DCB	18.80	146	1305	0.30969	ppb		90
87) 1,4-DCB	18.98	146	1182	0.28153	ppb	#	81
88) n-Butylbenzene	19.44	91	2119	0.35271	ppb	#	81
89) 1,2-DCB	19.58	146	1163	0.31929	ppb	#	91
90) Hexachloroethane	20.25	117	168	0.10100	ppb	#	73
91) 1,2-Dibromo-3-chloropropan	20.89	157	67	-0.89380	ppb	#	20
92) 1,2,4-Trichlorobenzene	22.52	180	537	0.24796	ppb	#	46
93) Hexachlorobutadiene	22.86	225	323	0.24791	ppb	#	42
94) Naphthalene	22.89	128	964	0.28668	ppb	#	67
95) 1,2,3-Trichlorobenzene	23.32	180	513	0.27230	ppb	#	22

Quantitation Report

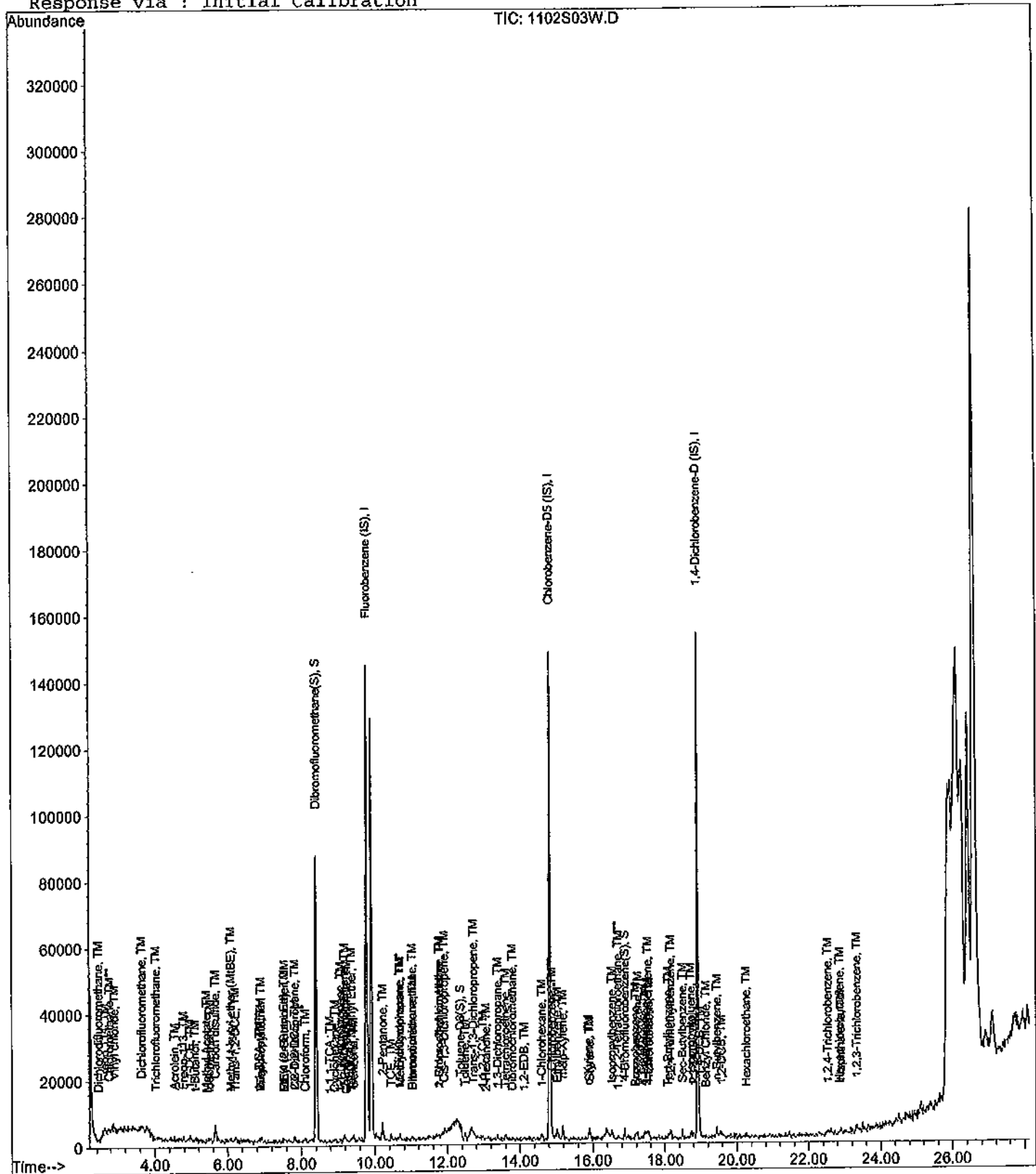
Data File : M:\SWEETPEA\DATA\S111102\1102S03W.D
 Acq On : 2 Nov 11 20:37
 Sample : Vol Std 11-02-1100.3ug/L
 Misc : Water 10mL w/IS:10-28-11

Vial: 3
 Operator: DG
 Inst : Sweetpea
 Multiplr: 1.00

Quant Time: Nov 4 11:22 2011

Quant Results File: SALLW.RES

Method : M:\SWEETPEA\DATA\S111102\SALLW.M (RTE Integrator)
 Title : METHOD 8260
 Last Update : Fri Nov 04 11:21:42 2011
 Response via : Initial Calibration



Data File : M:\SWEETPEA\DATA\S111102\1102S04W.D
 Acq On : 2 Nov 11 21:13
 Sample : Vol Std 11-02-11@0.5ug/L
 Misc : Water 10mL w/IS:10-28-11

Vial: 4
 Operator: DG
 Inst : Sweetpea
 Multiplr: 1.00

Quant Time: Nov 4 11:22 2011

Quant Results File: SALLW.RES

Quant Method : M:\SWEETPEA\DATA\S111102\SALLW.M (RTE Integrator)
 Title : METHOD 8260
 Last Update : Fri Nov 04 11:21:42 2011
 Response via : Initial Calibration
 DataAcq Meth : V8260

Internal Standards	R.T.	QIon	Response	Conc	Units	Dev(Min)
1) Fluorobenzene (IS)	9.78	96	72976	25.00000	ppb	0.00
55) Chlorobenzene-D5 (IS)	14.83	117	56368	25.00000	ppb	0.00
70) 1,4-Dichlorobenzene-D (IS)	18.92	152	30352	25.00000	ppb	0.00
System Monitoring Compounds						
31) Dibromofluoromethane(S)	8.41	111	1775	0.84554	ppb	0.00
Spiked Amount	27.321		Recovery	=	3.097%	
36) 1,2-DCA-D4(S)	9.19	65	1450	0.93855	ppb	0.00
Spiked Amount	28.271		Recovery	=	3.321%	
56) Toluene-D8(S)	12.38	98	6068	1.01621	ppb	0.00
Spiked Amount	29.287		Recovery	=	3.469%	
64) 4-Bromofluorobenzene(S)	16.86	95	2603	1.14228	ppb	0.00
Spiked Amount	27.437		Recovery	=	4.162%	
Target Compounds						
2) Dichlorodifluoromethane	2.46	85	834	0.46022	ppb	# 41
3) Freon 114	2.60	85	837	0.53858	ppb	78
4) Chloromethane	2.74	50	1943	0.43465	ppb	94
5) Vinyl chloride	2.90	62	464	0.59604	ppb	# 61
6) Bromomethane	3.47	94	2883	0.86658	ppb	# 40
7) Chloroethane	3.58	64	990	0.56015	ppb	# 74
8) Dichlorofluoromethane	3.65	67	2218	0.56773	ppb	96
9) Trichlorofluoromethane	4.03	101	1070	0.45359	ppb	# 22
10) Acrolein	4.54	56	481	26.94229	ppb	# 62
11) Acetone	4.67	43	850	1.34567	ppb	# 53
12) Freon-113	4.77	101	801	0.46249	ppb	# 38
13) 1,1-DCE	4.95	96	1378	0.64925	ppb	# 45
14) t-Butanol	5.08	59	1477	23.89531	ppb	# 74
15) Methyl Acetate	5.43	43	497	0.63203	ppb	# 72
16) Iodomethane	5.35	142	291	1.23207	ppb	# 56
17) Acrylonitrile	5.77	53	168	0.32734	ppb	86
18) Methylene chloride	5.65	84	4872	0.53974	ppb	# 68
19) Carbon disulfide	5.66	76	3322	0.50389	ppb	# 72
20) Methyl t-butyl ether (MtBE)	6.10	73	1589	0.47892	ppb	# 58
21) Trans-1,2-DCE	6.21	96	1484	0.64188	ppb	95
22) Diisopropyl Ether	6.89	45	3078	0.52885	ppb	# 60
23) 1,1-DCA	6.88	63	1652	0.47065	ppb	# 61
24) Vinyl Acetate	6.88	43	1588	0.45214	ppb	# 89
25) Ethyl tert Butyl Ether	7.55	59	1747	0.45116	ppb	# 49
26) MEK (2-Butanone)	7.52	43	281	0.35159	ppb	# 79
27) Cis-1,2-DCE	7.82	96	1138	0.48204	ppb	# 78
28) 2,2-Dichloropropane	7.81	77	1120	0.43703	ppb	# 53
29) Chloroform	8.09	83	1648	0.51495	ppb	# 1
32) 1,1,1-TCA	8.81	97	1407	0.51734	ppb	89
33) Cyclohexane	8.92	56	1139	0.41614	ppb	# 72
34) 1,1-Dichloropropene	9.05	75	1396	0.53905	ppb	# 59
35) 2,2,4-Trimethylpentane	9.17	57	2708	0.55520	ppb	# 76
37) Carbon Tetrachloride	9.20	117	793	0.41693	ppb	83
38) Tert Amyl Methyl Ether	9.36	73	2400	0.64666	ppb	# 58
39) 1,2-DCA	9.34	62	830	0.47983	ppb	# 80
40) Benzene	9.41	78	4261	0.49499	ppb	# 77
41) TCE	10.44	95	849	0.45724	ppb	# 53
42) 2-Pentanone	10.20	43	16526	24.86154	ppb	98
43) 1,2-Dichloropropane	10.67	63	1035	0.55559	ppb	# 87

(#) = qualifier out of range (m) = manual integration
 1102S04W.D SALLW.M Fri Nov 04 12:55:29 2011

Data File : M:\SWEETPEA\DATA\S111102\1102S04W.D
 Acq On : 2 Nov 11 21:13
 Sample : Vol Std 11-02-11@0.5ug/L
 Misc : Water 10mL w/IS:10-28-11

Vial: 4
 Operator: DG
 Inst : Sweetpea
 Multiplr: 1.00

Quant Time: Nov 4 11:22 2011

Quant Results File: SALLW.RES

Quant Method : M:\SWEETPEA\DATA\S111102\SALLW.M (RTE Integrator)
 Title : METHOD 8260
 Last Update : Fri Nov 04 11:21:42 2011
 Response via : Initial Calibration
 DataAcq Meth : V8260

Compound	R.T.	QIon	Response	Conc	Unit	Qvalue	
44) Bromodichloromethane	11.02	83	1082	0.45576	ppb	#	53
45) Methyl Cyclohexane	10.69	83	1173	0.48180	ppb		93
46) Dibromomethane	11.04	93	386	0.39995	ppb	#	37
47) 2-Chloroethyl vinyl ether	11.75	63	1025	0.52918	ppb	#	82
48) MIBK (methyl isobutyl ket	11.67	43	637	0.61457	ppb	#	38
49) 1-Bromo-2-chloroethane	11.75	63	1025	0.52918	ppb	#	82
50) Cis-1,3-Dichloropropene	11.90	75	1258	0.45202	ppb	#	40
51) Toluene	12.50	91	4424	0.57863	ppb		87
52) Trans-1,3-Dichloropropene	12.70	75	1249	0.59566	ppb	#	34
53) 1,1,2-TCA	12.97	83	440	0.43103	ppb	#	70
54) 2-Hexanone	13.07	43	411	0.80285	ppb	#	42
57) 1,2-EDB	14.11	107	441	0.38005	ppb	#	49
58) Tetrachloroethene	13.60	164	757	0.43721	ppb	#	39
59) 1-Chlorohexane	14.60	91	1393	0.50772	ppb		83
60) 1,1,1,2-Tetrachloroethane	14.96	131	1674	0.22646	ppb	#	49
61) m&p-Xylene	15.17	106	3547	0.98415	ppb	#	54
62) o-Xylene	15.88	106	1509	0.44521	ppb		94
63) Styrene	15.92	104	2523	0.44626	ppb	#	88
65) 1,3-Dichloropropane	13.38	76	960	0.47448	ppb	#	60
66) Dibromochloromethane	13.76	129	828	0.51469	ppb		99
67) Chlorobenzene	14.88	112	2300	0.44821	ppb		95
68) Ethylbenzene	15.04	91	4188	0.49419	ppb	#	74
69) Bromoform	16.34	173	147	0.12273	ppb	#	29
71) Isopropylbenzene	16.53	105	3523	0.44338	ppb	#	77
72) 1,1,2,2-Tetrachloroethane	16.70	85	345	1.12940	ppb	#	82
73) 1,2,3-Trichloropropane	16.93	110	60	-1.05316	ppb	#	27
74) t-1,4-Dichloro-2-Butene	17.06	53	145	1.53625	ppb	#	43
75) Bromobenzene	17.17	156	1332	0.55966	ppb	#	73
76) n-Propylbenzene	17.22	91	4783	0.48958	ppb		93
77) 4-Ethyltoluene	17.42	105	3369	0.50794	ppb	#	75
78) 2-Chlorotoluene	17.45	91	3244	0.46537	ppb	#	71
79) 1,3,5-Trimethylbenzene	17.50	105	3271	0.49894	ppb		82
80) 4-Chlorotoluene	17.55	91	3164	0.53171	ppb		84
81) Tert-Butylbenzene	18.11	119	3966	0.53713	ppb	#	76
82) 1,2,4-Trimethylbenzene	18.16	105	3037	0.47223	ppb	#	71
83) Sec-Butylbenzene	18.49	105	4548	0.51032	ppb		93
84) p-Isopropyltoluene	18.74	119	3356	0.43765	ppb	#	85
85) Benzyl Chloride	19.12	91	295	0.41579	ppb	#	62
86) 1,3-DCB	18.80	146	2108	0.48337	ppb	#	71
87) 1,4-DCB	18.97	146	2233	0.51392	ppb		90
88) n-Butylbenzene	19.44	91	3074	0.49441	ppb		93
89) 1,2-DCB	19.59	146	1659	0.44010	ppb	#	80
90) Hexachloroethane	20.25	117	919	0.53384	ppb	#	55
91) 1,2-Dibromo-3-chloropropan	20.88	157	76	-0.86191	ppb	#	20
92) 1,2,4-Trichlorobenzene	22.54	180	1164	0.51934	ppb	#	73
93) Hexachlorobutadiene	22.87	225	682	0.50579	ppb	#	49
94) Naphthalene	22.89	128	1709	0.49108	ppb		95
95) 1,2,3-Trichlorobenzene	23.33	180	1226	0.62881	ppb	#	66

(#) = qualifier out of range (m) = manual integration
 1102S04W.D SALLW.M Fri Nov 04 12:55:30 2011

Quantitation Report

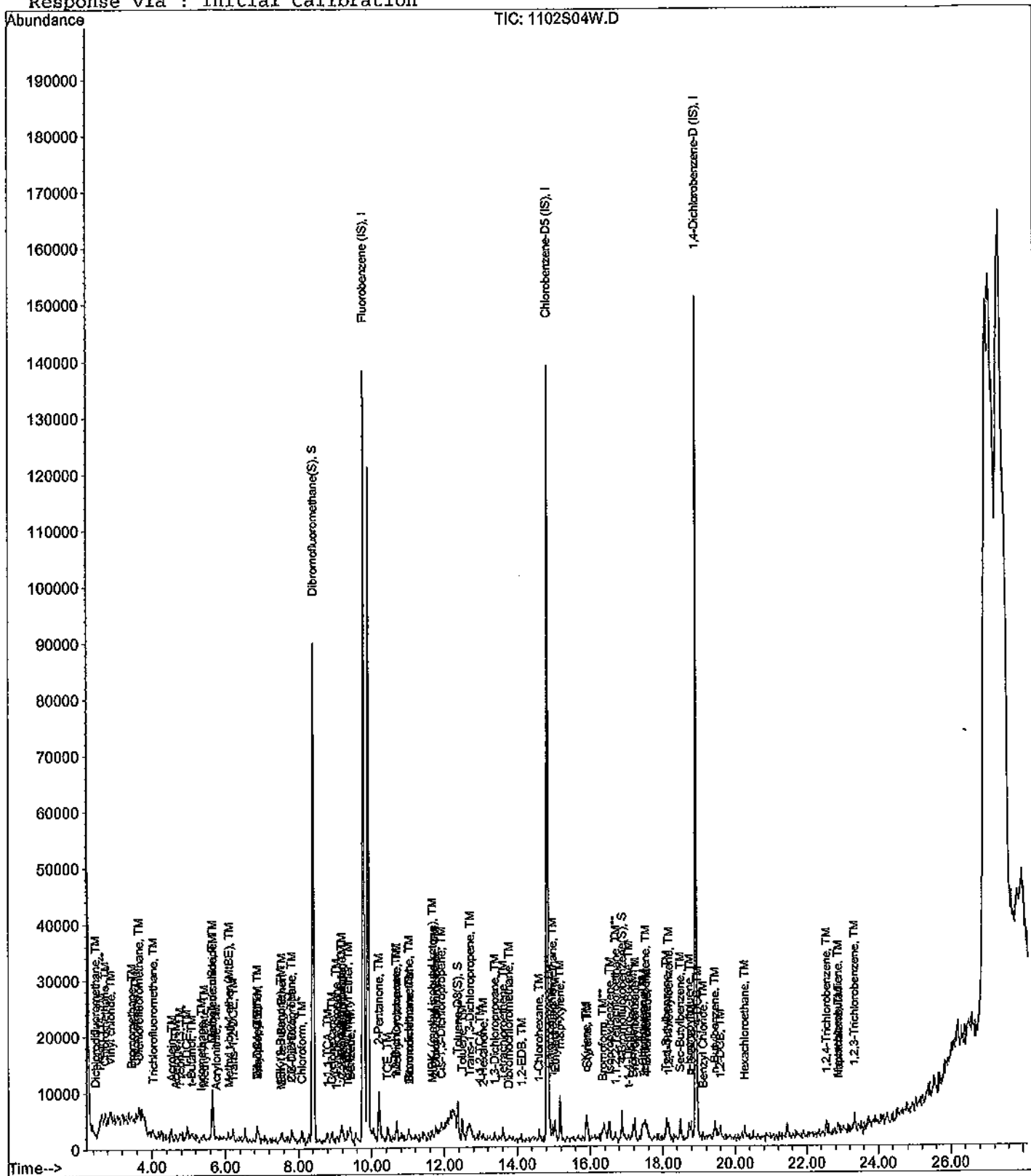
Data File : M:\SWEETPEA\DATA\S111102\1102S04W.D
Acq On : 2 Nov 11 21:13
Sample : Vol Std 11-02-11@0.5ug/L
Misc : Water 10mL w/IS:10-28-11

Vial: 4
Operator: DG
Inst : Sweetpea
Multiplr: 1.00

Quant Time: Nov 4 11:22 2011

Quant Results File: SALLW.RES

Method : M:\SWEETPEA\DATA\S111102\SALLW.M (RTE Integrator)
Title : METHOD 8260
Last Update : Fri Nov 04 11:21:42 2011
Response via : Initial Calibration



Data File : M:\SWEETPEA\DATA\S111102\1102S05W.D
 Acq On : 2 Nov 11 21:49
 Sample : Vol Std 11-02-11@1.0ug/L
 Misc : Water 10mL w/IS:10-28-11

Vial: 5
 Operator: DG
 Inst : Sweetpea
 Multiplr: 1.00

Quant Time: Nov 4 11:22 2011

Quant Results File: SALLW.RES

Quant Method : M:\SWEETPEA\DATA\S111102\SALLW.M (RTE Integrator)
 Title : METHOD 8260
 Last Update : Fri Nov 04 11:21:42 2011
 Response via : Initial Calibration
 DataAcq Meth : V8260

Internal Standards	R.T.	QIon	Response	Conc	Units	Dev(Min)
1) Fluorobenzene (IS)	9.78	96	75344	25.00000	ppb	0.00
55) Chlorobenzene-D5 (IS)	14.83	117	56800	25.00000	ppb	0.00
70) 1,4-Dichlorobenzene-D (IS)	18.92	152	27568	25.00000	ppb	0.00
System Monitoring Compounds						
31) Dibromofluoromethane(S)	8.42	111	4654	2.14731	ppb	0.00
Spiked Amount	27.321		Recovery	=	7.859%	
36) 1,2-DCA-D4(S)	9.18	65	3466	2.17296	ppb	0.00
Spiked Amount	28.271		Recovery	=	7.686%	
56) Toluene-D8(S)	12.38	98	11415	1.89713	ppb	0.00
Spiked Amount	29.287		Recovery	=	6.477%	
64) 4-Bromofluorobenzene(S)	16.86	95	3676	1.60088	ppb	0.00
Spiked Amount	27.437		Recovery	=	5.835%	
Target Compounds						
2) Dichlorodifluoromethane	2.46	85	1927	1.02993	ppb	# 67
3) Freon 114	2.61	85	1462	0.91118	ppb	# 57
4) Chloromethane	2.75	50	2799	0.75246	ppb	95
5) Vinyl chloride	2.89	62	868	1.07996	ppb	99
6) Bromomethane	3.45	94	3480	1.18543	ppb	# 66
7) Chloroethane	3.59	64	1010	0.54987	ppb	# 1
8) Dichlorofluoromethane	3.65	67	3672	0.91035	ppb	86
9) Trichlorofluoromethane	4.04	101	2013	0.82653	ppb	95
10) Acrolein	4.55	56	668	36.24075	ppb	97
11) Acetone	4.65	43	375	-0.71848	ppb	# 53
12) Freon-113	4.78	101	1661	0.92890	ppb	# 43
13) 1,1-DCE	4.96	96	1946	0.91690	ppb	# 71
14) t-Butanol	5.10	59	3103	48.62340	ppb	# 74
15) Methyl Acetate	5.43	43	1295	1.52561	ppb	# 72
16) Iodomethane	5.34	142	1221	1.48057	ppb	# 46
17) Acrylonitrile	5.77	53	123	0.18283	ppb	# 1
18) Methylene chloride	5.66	84	5844	1.01675	ppb	# 75
19) Carbon disulfide	5.66	76	7068	1.03841	ppb	# 84
20) Methyl t-butyl ether (MtBE)	6.09	73	3601	1.05121	ppb	# 83
21) Trans-1,2-DCE	6.21	96	2144	0.89821	ppb	# 68
22) Diisopropyl Ether	6.90	45	5737	0.95473	ppb	# 89
23) 1,1-DCA	6.85	63	3452	0.95255	ppb	# 92
24) Vinyl Acetate	6.90	43	3707	1.02230	ppb	# 89
25) Ethyl tert Butyl Ether	7.53	59	3718	0.92998	ppb	94
26) MEK (2-Butanone)	7.52	43	846	1.02526	ppb	# 79
27) Cis-1,2-DCE	7.82	96	2368	0.97152	ppb	84
28) 2,2-Dichloropropane	7.82	77	2605	0.98454	ppb	# 53
29) Chloroform	8.08	83	2673	0.80899	ppb	# 63
30) Bromochloromethane	8.29	128	877	0.61115	ppb	# 59
32) 1,1,1-TCA	8.79	97	2982	1.06200	ppb	# 54
33) Cyclohexane	8.90	56	3267	1.15610	ppb	87
34) 1,1-Dichloropropene	9.06	75	2399	0.89723	ppb	95
35) 2,2,4-Trimethylpentane	9.16	57	5088	1.01036	ppb	# 71
37) Carbon Tetrachloride	9.20	117	2090	0.89322	ppb	# 23
38) Tert Amyl Methyl Ether	9.36	73	3631	0.94759	ppb	# 79
39) 1,2-DCA	9.32	62	1403	0.78560	ppb	# 80
40) Benzene	9.42	78	9012	1.01401	ppb	99
41) TCE	10.46	95	1792	0.93477	ppb	83
42) 2-Pentanone	10.22	43	31937	46.53564	ppb	96

(#) = qualifier out of range (m) = manual integration
 1102S05W.D SALLW.M Fri Nov 04 12:55:37 2011

Data File : M:\SWEETPEA\DATA\S111102\1102S05W.D Vial: 5
 Acq On : 2 Nov 11 21:49 Operator: DG
 Sample : Vol Std 11-02-11@1.0ug/L Inst : Sweetpea
 Misc : Water 10mL w/IS:10-28-11 Multiplr: 1.00

Quant Time: Nov 4 11:22 2011

Quant Results File: SALLW.RES

Quant Method : M:\SWEETPEA\DATA\S111102\SALLW.M (RTE Integrator)
 Title : METHOD 8260
 Last Update : Fri Nov 04 11:21:42 2011
 Response via : Initial Calibration
 DataAcq Meth : V8260

Compound	R.T.	QIon	Response	Conc	Unit	Qvalue	
43) 1,2-Dichloropropane	10.68	63	1771	0.92080	ppb	#	87
44) Bromodichloromethane	11.00	83	2273	0.92734	ppb	#	82
45) Methyl Cyclohexane	10.70	83	2153	0.85653	ppb		76
46) Dibromomethane	11.04	93	1039	1.04271	ppb	#	71
47) 2-Chloroethyl vinyl ether	11.75	63	2062	1.03110	ppb		99
48) MIBK (methyl isobutyl ket	11.66	43	972	0.98404	ppb	#	44
49) 1-Bromo-2-chloroethane	11.75	63	2062	1.03110	ppb		99
50) Cis-1,3-Dichloropropene	11.91	75	2665	0.92748	ppb	#	63
51) Toluene	12.49	91	7889	0.99939	ppb		83
52) Trans-1,3-Dichloropropene	12.72	75	1815	0.83838	ppb		98
53) 1,1,2-TCA	12.96	83	1054	1.00006	ppb	#	11
54) 2-Hexanone	13.05	43	428	0.80978	ppb	#	42
57) 1,2-EDB	14.12	107	1009	0.86293	ppb	#	88
58) Tetrachloroethene	13.60	164	1774	1.01680	ppb	#	82
59) 1-Chlorohexane	14.61	91	2614	0.94550	ppb		87
60) 1,1,1,2-Tetrachloroethane	14.97	131	2705	0.77283	ppb	#	33
61) m&p-Xylene	15.17	106	6181	1.70194	ppb		75
62) o-Xylene	15.88	106	3138	0.91877	ppb		100
63) Styrene	15.92	104	5059	0.88802	ppb	#	97
65) 1,3-Dichloropropane	13.38	76	1814	0.88975	ppb		86
66) Dibromochloromethane	13.77	129	1206	0.74396	ppb	#	16
67) Chlorobenzene	14.90	112	5071	0.98069	ppb		87
68) Ethylbenzene	15.03	91	8176	0.95745	ppb		97
69) Bromoform	16.34	173	845	0.83515	ppb		95
71) Isopropylbenzene	16.54	105	8047	1.11502	ppb		96
72) 1,1,2,2-Tetrachloroethane	16.69	85	280	1.02862	ppb	#	54
73) 1,2,3-Trichloropropane	16.94	110	285	-0.13891	ppb		90
75) Bromobenzene	17.17	156	2473	1.14401	ppb		93
76) n-Propylbenzene	17.22	91	8867	0.99927	ppb		89
77) 4-Ethyltoluene	17.41	105	6470	1.07399	ppb		90
78) 2-Chlorotoluene	17.45	91	6853	1.08238	ppb		91
79) 1,3,5-Trimethylbenzene	17.50	105	6400	1.07481	ppb		76
80) 4-Chlorotoluene	17.54	91	5029	0.93047	ppb		93
81) Tert-Butylbenzene	18.11	119	7559	1.12713	ppb		84
82) 1,2,4-Trimethylbenzene	18.17	105	5997	1.02666	ppb		99
83) Sec-Butylbenzene	18.48	105	8958	1.10667	ppb		94
84) p-Isopropyltoluene	18.74	119	6795	0.97562	ppb		97
85) Benzyl Chloride	19.12	91	639	0.99160	ppb	#	84
86) 1,3-DCB	18.78	146	4165	1.05150	ppb	#	80
87) 1,4-DCB	18.97	146	4092	1.03687	ppb		86
88) n-Butylbenzene	19.45	91	5952	1.05397	ppb	#	73
89) 1,2-DCB	19.58	146	3926	1.14667	ppb		88
90) Hexachloroethane	20.26	117	1682	1.07573	ppb	#	70
92) 1,2,4-Trichlorobenzene	22.53	180	2227	1.09395	ppb		78
93) Hexachlorobutadiene	22.86	225	1454	1.18722	ppb	#	75
94) Naphthalene	22.90	128	3409	1.07850	ppb		93
95) 1,2,3-Trichlorobenzene	23.32	180	1635	0.92327	ppb	#	72

(#) = qualifier out of range (m) = manual integration
 1102S05W.D SALLW.M Fri Nov 04 12:55:38 2011

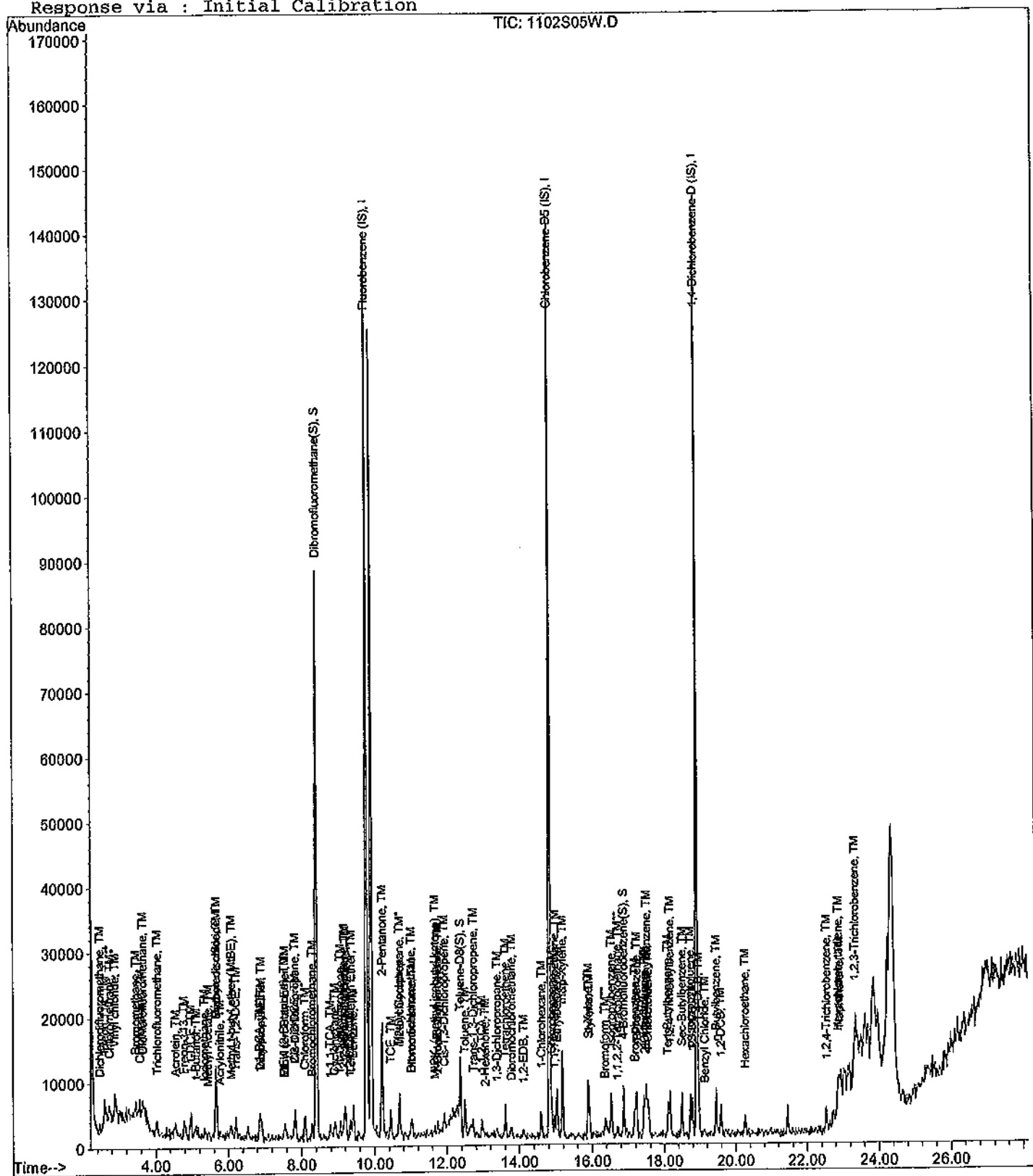
Data File : M:\SWEETPEA\DATA\S111102\1102S05W.D
Acq On : 2 Nov 11 21:49
Sample : Vol Std 11-02-11@1.0ug/L
Misc : Water 10mL w/IS:10-28-11

Vial: 5
Operator: DG
Inst : Sweetpea
Multiplr: 1.00

Quant Time: Nov 4 11:22 2011

Quant Results File: SALLW.RES

Method : M:\SWEETPEA\DATA\S111102\SALLW.M (RTE Integrator)
Title : METHOD 8260
Last Update : Fri Nov 04 11:21:42 2011
Response via : Initial Calibration



Data File : M:\SWEETPEA\DATA\S111102\1102S06W.D
 Acq On : 2 Nov 11 22:25
 Sample : Vol Std 11-02-11@2.0ug/L
 Misc : Water 10mL w/IS:10-28-11

Vial: 6
 Operator: DG
 Inst : Sweetpea
 Multiplr: 1.00

Quant Time: Nov 4 11:22 2011

Quant Results File: SALLW.RES

Quant Method : M:\SWEETPEA\DATA\S111102\SALLW.M (RTE Integrator)
 Title : METHOD 8260
 Last Update : Fri Nov 04 11:21:42 2011
 Response via : Initial Calibration
 DataAcq Meth : V8260

Internal Standards	R.T.	QIon	Response	Conc	Units	Dev(Min)
1) Fluorobenzene (IS)	9.78	96	73592	25.00000	ppb	0.00
55) Chlorobenzene-D5 (IS)	14.82	117	57248	25.00000	ppb	0.00
70) 1,4-Dichlorobenzene-D (IS)	18.91	152	28696	25.00000	ppb	0.00
System Monitoring Compounds						
31) Dibromofluoromethane(S)	8.41	111	8150	3.84986	ppb	0.00
Spiked Amount	27.321		Recovery	=	14.092%	
36) 1,2-DCA-D4(S)	9.18	65	5716	3.66887	ppb	0.00
Spiked Amount	28.271		Recovery	=	12.978%	
56) Toluene-D8(S)	12.38	98	25093	4.13773	ppb	0.00
Spiked Amount	29.287		Recovery	=	14.129%	
64) 4-Bromofluorobenzene(S)	16.86	95	9151	3.95402	ppb	0.00
Spiked Amount	27.437		Recovery	=	14.411%	
Target Compounds						
						Qvalue
2) Dichlorodifluoromethane	2.47	85	4248	2.32451	ppb	95
3) Freon 114	2.61	85	3145	2.00675	ppb	95
4) Chloromethane	2.74	50	5316	1.81200	ppb	# 77
5) Vinyl chloride	2.89	62	1584	2.01772	ppb	95
6) Bromomethane	3.45	94	4683	2.01793	ppb	# 70
7) Chloroethane	3.58	64	2526	1.88588	ppb	98
8) Dichlorofluoromethane	3.64	67	7449	1.89071	ppb	98
9) Trichlorofluoromethane	4.03	101	5107	2.14682	ppb	96
10) Acrolein	4.53	56	1401	77.81744	ppb	87
11) Acetone	4.64	43	1143	2.54753	ppb	# 53
12) Freon-113	4.79	101	3720	2.12990	ppb	# 71
13) 1,1-DCE	4.95	96	3934	1.98164	ppb	89
14) t-Butanol	5.09	59	4643	74.48697	ppb	100
15) Methyl Acetate	5.45	43	2547	3.02579	ppb	# 90
16) Iodomethane	5.35	142	2928	1.96019	ppb	# 84
17) Acrylonitrile	5.75	53	828	2.25864	ppb	# 44
18) Methylene chloride	5.66	84	8639	2.77534	ppb	87
19) Carbon disulfide	5.66	76	13428	2.01976	ppb	100
20) Methyl t-butyl ether (MtBE)	6.06	73	6172	1.84464	ppb	# 94
21) Trans-1,2-DCE	6.21	96	4879	2.09268	ppb	# 77
22) Diisopropyl Ether	6.89	45	10700	1.82305	ppb	95
23) 1,1-DCA	6.87	63	6783	1.91627	ppb	# 87
24) Vinyl Acetate	6.90	43	6257	1.76661	ppb	# 95
25) Ethyl tert Butyl Ether	7.55	59	7417	1.89938	ppb	93
26) MEK (2-Butanone)	7.55	43	2107	2.61425	ppb	# 79
27) Cis-1,2-DCE	7.83	96	4452	1.87001	ppb	# 61
28) 2,2-Dichloropropane	7.82	77	4881	1.88865	ppb	96
29) Chloroform	8.09	83	6776	2.09959	ppb	94
30) Bromochloromethane	8.28	128	2094	1.85261	ppb	# 72
32) 1,1,1-TCA	8.78	97	5516	2.01121	ppb	97
33) Cyclohexane	8.91	56	5325	1.92923	ppb	# 75
34) 1,1-Dichloropropene	9.07	75	4687	1.79468	ppb	96
35) 2,2,4-Trimethylpentane	9.16	57	9442	1.91961	ppb	# 76
37) Carbon Tetrachloride	9.20	117	4373	1.78756	ppb	# 75
38) Tert Amyl Methyl Ether	9.34	73	6034	1.61220	ppb	# 94
39) 1,2-DCA	9.34	62	3344	1.91702	ppb	# 70
40) Benzene	9.41	78	15870	1.82817	ppb	93
41) TCE	10.44	95	3501	1.86972	ppb	# 80
42) 2-Pentanone	10.21	43	49011	73.11445	ppb	100

(#) = qualifier out of range (m) = manual integration
 1102S06W.D SALLW.M Fri Nov 04 12:55:45 2011

Data File : M:\SWEETPEA\DATA\S111102\1102S06W.D
 Acq On : 2 Nov 11 22:25
 Sample : Vol Std 11-02-11@2.0ug/L
 Misc : Water 10mL w/IS:10-28-11

Vial: 6
 Operator: DG
 Inst : Sweetpea
 Multiplr: 1.00

Quant Time: Nov 4 11:22 2011

Quant Results File: SALLW.RES

Quant Method : M:\SWEETPEA\DATA\S111102\SALLW.M (RTE Integrator)
 Title : METHOD 8260
 Last Update : Fri Nov 04 11:21:42 2011
 Response via : Initial Calibration
 DataAcq Meth : V8260

Compound	R.T.	QIon	Response	Conc	Unit	Qvalue
43) 1,2-Dichloropropane	10.68	63	3713	1.97648	ppb	# 87
44) Bromodichloromethane	11.01	83	4687	1.95773	ppb	# 88
45) Methyl Cyclohexane	10.70	83	5254	2.13996	ppb	84
46) Dibromomethane	11.03	93	1861	1.91211	ppb	91
47) 2-Chloroethyl vinyl ether	11.75	63	3675	1.88143	ppb	# 80
48) MIBK (methyl isobutyl ket	11.65	43	1877	2.10033	ppb	# 73
49) 1-Bromo-2-chloroethane	11.75	63	3675	1.88143	ppb	# 80
50) Cis-1,3-Dichloropropene	11.92	75	5017	1.78760	ppb	83
51) Toluene	12.50	91	14671	1.90279	ppb	88
52) Trans-1,3-Dichloropropene	12.72	75	3544	1.67601	ppb	95
53) 1,1,2-TCA	12.95	83	1942	1.88648	ppb	# 64
54) 2-Hexanone	13.07	43	1045	2.02423	ppb	# 82
57) 1,2-EDB	14.10	107	2137	1.81333	ppb	# 70
58) Tetrachloroethene	13.60	164	3636	2.06773	ppb	# 82
59) 1-Chlorohexane	14.60	91	5091	1.82704	ppb	93
60) 1,1,1,2-Tetrachloroethane	14.96	131	4995	1.98072	ppb	# 65
61) m&p-Xylene	15.17	106	14108	3.85424	ppb	81
62) o-Xylene	15.89	106	6204	1.80225	ppb	99
63) Styrene	15.92	104	10766	1.87499	ppb	96
65) 1,3-Dichloropropane	13.38	76	3757	1.82835	ppb	90
66) Dibromochloromethane	13.78	129	3063	1.87472	ppb	98
67) Chlorobenzene	14.88	112	10242	1.96522	ppb	97
68) Ethylbenzene	15.03	91	16483	1.91513	ppb	96
69) Bromoform	16.35	173	1624	1.61855	ppb	95
71) Isopropylbenzene	16.53	105	14515	1.93218	ppb	96
72) 1,1,2,2-Tetrachloroethane	16.70	85	727	2.29662	ppb	# 87
73) 1,2,3-Trichloropropane	16.94	110	519	0.70830	ppb	86
74) t-1,4-Dichloro-2-Butene	17.05	53	167	1.64465	ppb	# 43
75) Bromobenzene	17.18	156	4512	2.00520	ppb	92
76) n-Propylbenzene	17.22	91	17858	1.93340	ppb	93
77) 4-Ethyltoluene	17.41	105	12089	1.92783	ppb	100
78) 2-Chlorotoluene	17.46	91	12536	1.90214	ppb	# 79
79) 1,3,5-Trimethylbenzene	17.50	105	12562	2.02673	ppb	88
80) 4-Chlorotoluene	17.55	91	10212	1.81517	ppb	95
81) Tert-Butylbenzene	18.11	119	12931	1.85236	ppb	89
82) 1,2,4-Trimethylbenzene	18.16	105	12402	2.03971	ppb	94
83) Sec-Butylbenzene	18.49	105	16710	1.98320	ppb	92
84) p-Isopropyltoluene	18.73	119	13912	1.91895	ppb	88
85) Benzyl Chloride	19.12	91	1176	1.75319	ppb	# 57
86) 1,3-DCB	18.79	146	8270	2.00579	ppb	98
87) 1,4-DCB	18.97	146	9020	2.19574	ppb	95
88) n-Butylbenzene	19.44	91	11685	1.98782	ppb	83
89) 1,2-DCB	19.58	146	6698	1.87939	ppb	# 91
90) Hexachloroethane	20.26	117	3403	2.09084	ppb	89
91) 1,2-Dibromo-3-chloropropan	20.89	157	351	0.55156	ppb	# 73
92) 1,2,4-Trichlorobenzene	22.54	180	4375	2.06462	ppb	# 94
93) Hexachlorobutadiene	22.86	225	2690	2.11009	ppb	92
94) Naphthalene	22.90	128	6554	1.99197	ppb	93
95) 1,2,3-Trichlorobenzene	23.33	180	3686	1.99963	ppb	95

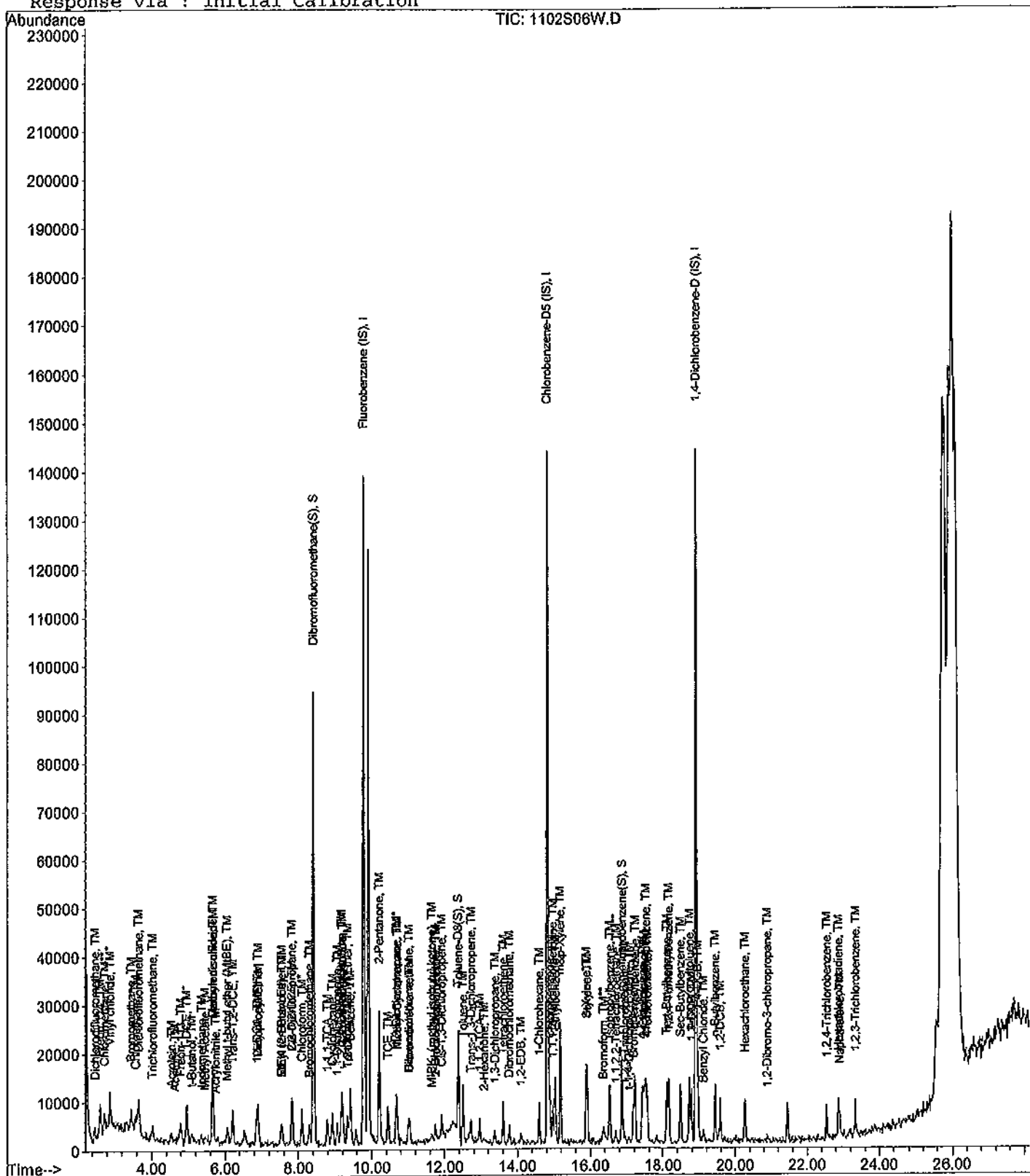
Data File : M:\SWEETPEA\DATA\S111102\1102S06W.D
 Acq On : 2 Nov 11 22:25
 Sample : Vol Std 11-02-11@2.0ug/L
 Misc : Water 10mL w/IS:10-28-11

Vial: 6
 Operator: DG
 Inst : Sweetpea
 Multiplr: 1.00

Quant Time: Nov 4 11:22 2011

Quant Results File: SALLW.RES

Method : M:\SWEETPEA\DATA\S111102\SALLW.M (RTE Integrator)
 Title : METHOD 8260
 Last Update : Fri Nov 04 11:21:42 2011
 Response via : Initial Calibration



Data File : M:\SWEETPEA\DATA\S111102\1102S07W.D
 Acq On : 2 Nov 11 23:01
 Sample : Vol Std 11-02-11@5.0ug/L
 Misc : Water 10mL w/IS:10-28-11

Vial: 7
 Operator: DG
 Inst : Sweetpea
 Multiplr: 1.00

Quant Time: Nov 4 11:22 2011

Quant Results File: SALLW.RES

Quant Method : M:\SWEETPEA\DATA\S111102\SALLW.M (RTE Integrator)
 Title : METHOD 8260
 Last Update : Fri Nov 04 11:21:42 2011
 Response via : Initial Calibration
 DataAcq Meth : V8260

Internal Standards	R.T.	QIon	Response	Conc	Units	Dev(Min)
1) Fluorobenzene (IS)	9.79	96	72800	25.00000	ppb	0.00
55) Chlorobenzene-D5 (IS)	14.82	117	57976	25.00000	ppb	0.00
70) 1,4-Dichlorobenzene-D (IS)	18.92	152	30680	25.00000	ppb	0.00
System Monitoring Compounds						
31) Dibromofluoromethane(S)	8.42	111	21624	10.32576	ppb	0.00
Spiked Amount	27.321				Recovery = 37.796%	
36) 1,2-DCA-D4(S)	9.19	65	16222	10.52553	ppb	0.00
Spiked Amount	28.271				Recovery = 37.233%	
56) Toluene-D8(S)	12.37	98	62286	10.14172	ppb	0.00
Spiked Amount	29.287				Recovery = 34.630%	
64) 4-Bromofluorobenzene(S)	16.87	95	22040	9.40361	ppb	0.00
Spiked Amount	27.437				Recovery = 34.275%	
Target Compounds						
2) Dichlorodifluoromethane	2.46	85	8647	4.78311	ppb	Qvalue 100
3) Freon 114	2.62	85	7152	4.61317	ppb	97
4) Chloromethane	2.74	50	12120	4.65808	ppb	99
5) Vinyl chloride	2.89	62	4378	5.63743	ppb	91
6) Bromomethane	3.46	94	9391	5.13687	ppb	79
7) Chloroethane	3.57	64	6713	5.58286	ppb	100
8) Dichlorofluoromethane	3.65	67	19459	4.99282	ppb	96
9) Trichlorofluoromethane	4.03	101	12136	5.15709	ppb	97
10) Acrolein	4.54	56	1656	92.98189	ppb	# 50
11) Acetone	4.64	43	1769	5.26070	ppb	# 84
12) Freon-113	4.78	101	8656	5.00994	ppb	90
13) 1,1-DCE	4.96	96	9263	4.82502	ppb	89
14) t-Butanol	5.09	59	6137	99.52610	ppb	98
15) Methyl Acetate	5.45	43	4287	5.11630	ppb	# 32
16) Iodomethane	5.34	142	11512	4.36717	ppb	97
17) Acrylonitrile	5.76	53	1599	4.57063	ppb	# 70
18) Methylene chloride	5.66	84	12608	5.23911	ppb	99
19) Carbon disulfide	5.67	76	32475	4.93784	ppb	98
20) Methyl t-butyl ether (MtBE)	6.06	73	16236	4.90528	ppb	# 95
21) Trans-1,2-DCE	6.21	96	11075	4.80192	ppb	92
22) Diisopropyl Ether	6.88	45	29197	5.02865	ppb	# 84
23) 1,1-DCA	6.85	63	17520	5.00344	ppb	# 78
24) Vinyl Acetate	6.89	43	19196	5.47878	ppb	# 95
25) Ethyl tert Butyl Ether	7.55	59	20195	5.22788	ppb	# 85
26) MEK (2-Butanone)	7.54	43	3858	4.83887	ppb	# 79
27) Cis-1,2-DCE	7.83	96	11605	4.92756	ppb	94
28) 2,2-Dichloropropane	7.82	77	13418	5.24844	ppb	94
29) Chloroform	8.10	83	16174	5.06614	ppb	95
30) Bromochloromethane	8.29	128	5167	4.99210	ppb	68
32) 1,1,1-TCA	8.79	97	12928	4.76501	ppb	97
33) Cyclohexane	8.91	56	13155	4.81786	ppb	82
34) 1,1-Dichloropropene	9.05	75	13946	5.39811	ppb	87
35) 2,2,4-Trimethylpentane	9.16	57	23463	4.82205	ppb	92
37) Carbon Tetrachloride	9.21	117	12453	4.93880	ppb	85
38) Tert Amyl Methyl Ether	9.36	73	18100	4.88868	ppb	# 84
39) 1,2-DCA	9.33	62	9595	5.56038	ppb	# 80
40) Benzene	9.42	78	42520	4.95143	ppb	97
41) TCE	10.45	95	10146	5.47745	ppb	91
42) 2-Pentanone	10.21	43	66828	100.77837	ppb	97

(#) = qualifier out of range (m) = manual integration
 1102S07W.D SALLW.M Fri Nov 04 12:55:53 2011

Data File : M:\SWEETPEA\DATA\S111102\1102S07W.D Vial: 7
 Acq On : 2 Nov 11 23:01 Operator: DG
 Sample : Vol Std 11-02-11@5.0ug/L Inst : Sweetpea
 Misc : Water 10mL w/IS:10-28-11 Multiplr: 1.00

Quant Time: Nov 4 11:22 2011

Quant Results File: SALLW.RES

Quant Method : M:\SWEETPEA\DATA\S111102\SALLW.M (RTE Integrator)
 Title : METHOD 8260
 Last Update : Fri Nov 04 11:21:42 2011
 Response via : Initial Calibration
 DataAcq Meth : V8260

Compound	R.T.	QIon	Response	Conc	Unit	Qvalue
43) 1,2-Dichloropropane	10.69	63	10442	5.61888	ppb	97
44) Bromodichloromethane	11.01	83	13463	5.68458	ppb	99
45) Methyl Cyclohexane	10.69	83	11901	4.90003	ppb	88
46) Dibromomethane	11.04	93	5579	5.79460	ppb	90
47) 2-Chloroethyl vinyl ether	11.76	63	10020	5.18559	ppb	97
48) MIBK (methyl isobutyl ket	11.66	43	4232	4.98978	ppb	# 83
49) 1-Bromo-2-chloroethane	11.76	63	10020	5.18559	ppb	97
50) Cis-1,3-Dichloropropene	11.92	75	14284	5.14488	ppb	84
51) Toluene	12.49	91	39829	5.22193	ppb	95
52) Trans-1,3-Dichloropropene	12.72	75	10560	5.04831	ppb	84
53) 1,1,2-TCA	12.97	83	5489	5.39009	ppb	96
54) 2-Hexanone	13.08	43	3009	5.89202	ppb	97
57) 1,2-EDB	14.11	107	6615	5.54261	ppb	# 94
58) Tetrachloroethene	13.61	164	9668	5.42898	ppb	93
59) 1-Chlorohexane	14.59	91	13499	4.78363	ppb	# 98
60) 1,1,1,2-Tetrachloroethane	14.97	131	10432	4.80574	ppb	# 61
61) m&p-Xylene	15.18	106	36933	9.96322	ppb	97
62) o-Xylene	15.90	106	17147	4.91863	ppb	85
63) Styrene	15.91	104	30133	5.18201	ppb	# 86
65) 1,3-Dichloropropane	13.37	76	10553	5.07114	ppb	93
66) Dibromochloromethane	13.77	129	9424	5.69556	ppb	85
67) Chlorobenzene	14.88	112	26783	5.07455	ppb	97
68) Ethylbenzene	15.04	91	43111	4.94608	ppb	98
69) Bromoform	16.35	173	5540	5.52006	ppb	86
71) Isopropylbenzene	16.53	105	39079	4.86565	ppb	97
72) 1,1,2,2-Tetrachloroethane	16.70	85	1752	4.97825	ppb	# 88
73) 1,2,3-Trichloropropane	16.94	110	1514	4.12659	ppb	78
74) t-1,4-Dichloro-2-Butene	17.05	53	1105	4.78522	ppb	# 48
75) Bromobenzene	17.17	156	11926	4.95735	ppb	# 73
76) n-Propylbenzene	17.22	91	49936	5.05671	ppb	98
77) 4-Ethyltoluene	17.41	105	32129	4.79227	ppb	86
78) 2-Chlorotoluene	17.46	91	37648	5.34309	ppb	89
79) 1,3,5-Trimethylbenzene	17.51	105	32833	4.95465	ppb	93
80) 4-Chlorotoluene	17.56	91	29685	4.93524	ppb	96
81) Tert-Butylbenzene	18.11	119	34951	4.68294	ppb	96
82) 1,2,4-Trimethylbenzene	18.16	105	32505	5.00027	ppb	98
83) Sec-Butylbenzene	18.49	105	43412	4.81911	ppb	98
84) p-Isopropyltoluene	18.73	119	38177	4.92540	ppb	98
85) Benzyl Chloride	19.12	91	4089	5.70169	ppb	97
86) 1,3-DCB	18.80	146	22447	5.09217	ppb	98
87) 1,4-DCB	18.96	146	21818	4.96769	ppb	# 89
88) n-Butylbenzene	19.45	91	29058	4.62360	ppb	86
89) 1,2-DCB	19.58	146	19803	5.19720	ppb	86
90) Hexachloroethane	20.27	117	8071	4.63823	ppb	95
91) 1,2-Dibromo-3-chloropropan	20.88	157	1520	5.97313	ppb	# 69
92) 1,2,4-Trichlorobenzene	22.53	180	11173	4.93171	ppb	97
93) Hexachlorobutadiene	22.86	225	6600	4.84239	ppb	94
94) Naphthalene	22.89	128	18084	5.14087	ppb	98
95) 1,2,3-Trichlorobenzene	23.33	180	9193	4.66464	ppb	84

(#) = qualifier out of range (m) = manual integration
 1102S07W.D SALLW.M Fri Nov 04 12:55:55 2011

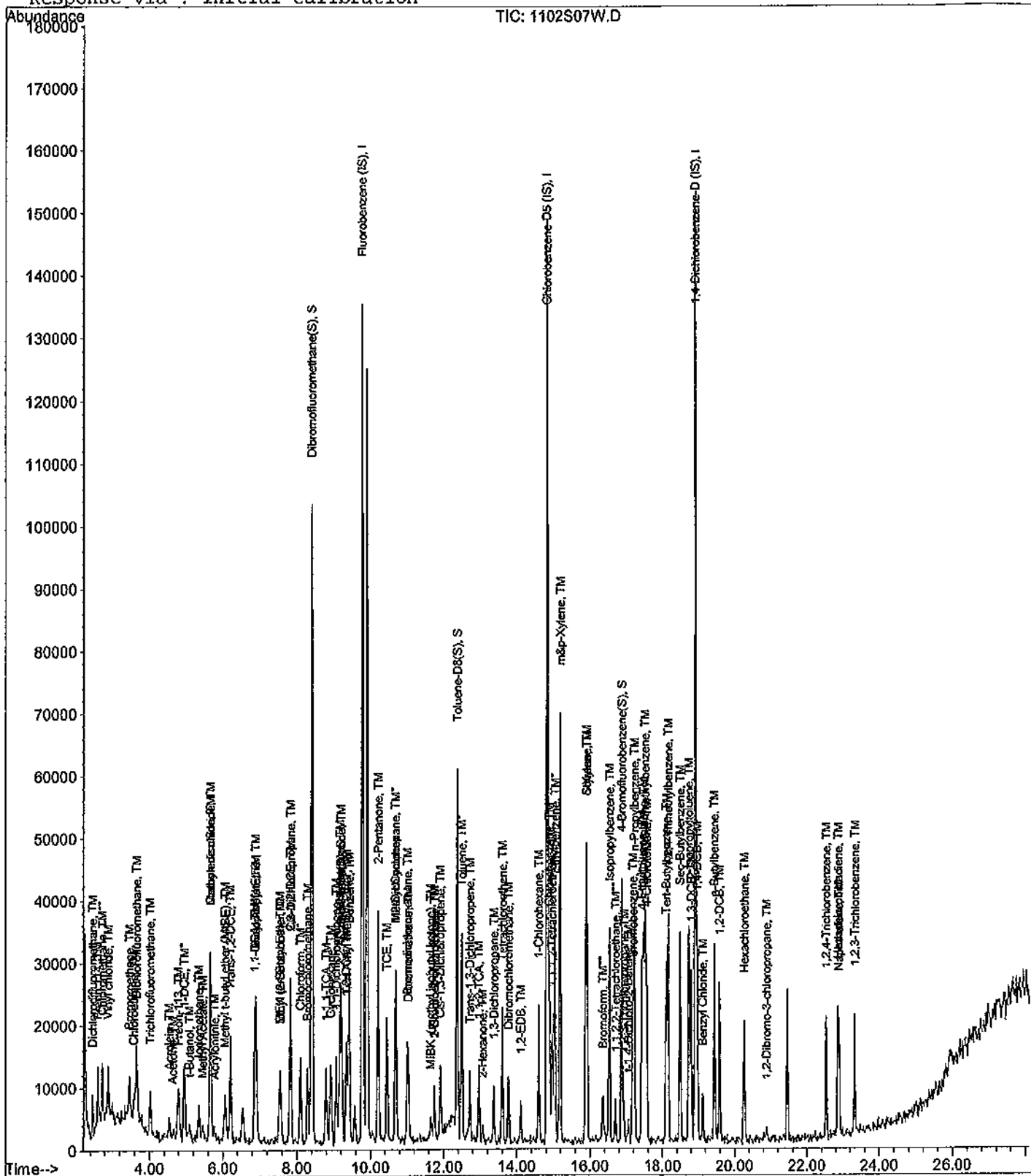
Data File : M:\SWEETPEA\DATA\S111102\1102S07W.D
Acq On : 2 Nov 11 23:01
Sample : Vol Std 11-02-11@5.0ug/L
Misc : Water 10mL w/IS:10-28-11

Vial: 7
Operator: DG
Inst : Sweetpea
Multiplr: 1.00

Quant Time: Nov 4 11:22 2011

Quant Results File: SALLW.RES

Method : M:\SWEETPEA\DATA\S111102\SALLW.M (RTE Integrator)
Title : METHOD 8260
Last Update : Fri Nov 04 11:21:42 2011
Response via : Initial Calibration



Data File : M:\SWEETPEA\DATA\S111102\1102S08W.D
 Acq On : 2 Nov 11 23:37
 Sample : Vol Std 11-02-11@10ug/L
 Misc : Water 10mL w/IS:10-28-11

Vial: 8
 Operator: DG
 Inst : Sweetpea
 Multiplr: 1.00

Quant Time: Nov 4 11:22 2011

Quant Results File: SALLW.RES

Quant Method : M:\SWEETPEA\DATA\S111102\SALLW.M (RTE Integrator)
 Title : METHOD 8260
 Last Update : Fri Nov 04 11:21:42 2011
 Response via : Initial Calibration
 DataAcq Meth : V8260

Internal Standards	R.T.	QIon	Response	Conc	Units	Dev(Min)
1) Fluorobenzene (IS)	9.79	96	75040	25.00000	ppb	0.00
55) Chlorobenzene-D5 (IS)	14.82	117	58552	25.00000	ppb	0.00
70) 1,4-Dichlorobenzene-D (IS)	18.91	152	31920	25.00000	ppb	0.00
System Monitoring Compounds						
31) Dibromofluoromethane(S)	8.42	111	50643	23.46087	ppb	0.00
Spiked Amount	27.321				Recovery = 85.873%	
36) 1,2-DCA-D4(S)	9.19	65	37805	23.79729	ppb	0.00
Spiked Amount	28.271				Recovery = 84.175%	
56) Toluene-D8(S)	12.37	98	148882	24.00324	ppb	0.00
Spiked Amount	29.287				Recovery = 81.958%	
64) 4-Bromofluorobenzene(S)	16.87	95	53712	22.69137	ppb	0.00
Spiked Amount	27.437				Recovery = 82.703%	
Target Compounds						Qvalue
2) Dichlorodifluoromethane	2.46	85	17765	9.53343	ppb	100
3) Freon 114	2.62	85	15617	9.77255	ppb	100
4) Chloromethane	2.74	50	24508	9.49324	ppb	100
5) Vinyl chloride	2.90	62	7289	9.10567	ppb	100
6) Bromomethane	3.45	94	15587	8.89313	ppb	100
7) Chloroethane	3.59	64	12904	10.67613	ppb	100
8) Dichlorofluoromethane	3.65	67	37036	9.21909	ppb	100
9) Trichlorofluoromethane	4.02	101	23545	9.70659	ppb	100
10) Acrolein	4.56	56	2171	118.25961	ppb	100
11) Acetone	4.66	43	2751	9.08576	ppb	100
12) Freon-113	4.79	101	17172	9.64216	ppb	100
13) 1,1-DCE	4.95	96	17435	8.87545	ppb	100
14) t-Butanol	5.08	59	7145	112.41433	ppb	100
15) Methyl Acetate	5.43	43	7627	8.79759	ppb	100
16) Iodomethane	5.35	142	27769	8.67744	ppb	100
17) Acrylonitrile	5.76	53	3424	9.67770	ppb	100
18) Methylene chloride	5.66	84	21119	10.01904	ppb	100
19) Carbon disulfide	5.67	76	65513	9.66393	ppb	100
20) Methyl t-butyl ether (MtBE)	6.07	73	28843	8.45404	ppb	100
21) Trans-1,2-DCE	6.21	96	21032	8.84688	ppb	100
22) Diisopropyl Ether	6.89	45	56809	9.49225	ppb	100
23) 1,1-DCA	6.85	63	37002	10.25176	ppb	100
24) Vinyl Acetate	6.89	43	34599	9.58021	ppb	100
25) Ethyl tert Butyl Ether	7.55	59	38783	9.74007	ppb	100
26) MEK (2-Butanone)	7.52	43	7212	8.77557	ppb	100
27) Cis-1,2-DCE	7.83	96	23630	9.73396	ppb	100
28) 2,2-Dichloropropane	7.82	77	26051	9.88565	ppb	100
29) Chloroform	8.10	83	33785	10.26649	ppb	100
30) Bromochloromethane	8.30	128	9732	9.32729	ppb	100
32) 1,1,1-TCA	8.79	97	27935	9.98894	ppb	100
33) Cyclohexane	8.91	56	28459	10.11164	ppb	100
34) 1,1-Dichloropropene	9.06	75	25917	9.73230	ppb	100
35) 2,2,4-Trimethylpentane	9.16	57	46924	9.35581	ppb	100
37) Carbon Tetrachloride	9.21	117	24588	9.35951	ppb	100
38) Tert Amyl Methyl Ether	9.35	73	33868	8.87444	ppb	100
39) 1,2-DCA	9.34	62	19480	10.95183	ppb	100
40) Benzene	9.42	78	84178	9.50988	ppb	100
41) TCE	10.45	95	20035	10.49328	ppb	100
42) 2-Pentanone	10.21	43	74575	109.10400	ppb	100

(#) = qualifier out of range (m) = manual integration
 1102S08W.D SALLW.M Fri Nov 04 12:56:01 2011

Data File : M:\SWEETPEA\DATA\S111102\1102S08W.D Vial: 8
 Acq On : 2 Nov 11 23:37 Operator: DG
 Sample : Vol Std 11-02-11@10ug/L Inst : Sweetpea
 Misc : Water 10mL w/IS:10-28-11 Multiplr: 1.00

Quant Time: Nov 4 11:22 2011

Quant Results File: SALLW.RES

Quant Method : M:\SWEETPEA\DATA\S111102\SALLW.M (RTE Integrator)
 Title : METHOD 8260
 Last Update : Fri Nov 04 11:21:42 2011
 Response via : Initial Calibration
 DataAcq Meth : V8260

Compound	R.T.	QIon	Response	Conc	Unit	Qvalue
43) 1,2-Dichloropropane	10.67	63	18187	9.49436	ppb	100
44) Bromodichloromethane	11.00	83	23769	9.73658	ppb	100
45) Methyl Cyclohexane	10.69	83	24469	9.77396	ppb	100
46) Dibromomethane	11.04	93	9528	9.60079	ppb	100
47) 2-Chloroethyl vinyl ether	11.74	63	19467	9.77390	ppb	100
48) MIBK (methyl isobutyl ket	11.65	43	7357	8.52420	ppb	100
49) 1-Bromo-2-chloroethane	11.74	63	19467	9.77390	ppb	100
50) Cis-1,3-Dichloropropene	11.92	75	29469	10.29744	ppb	100
51) Toluene	12.50	91	78665	10.00579	ppb	100
52) Trans-1,3-Dichloropropene	12.72	75	19769	9.16865	ppb	100
53) 1,1,2-TCA	12.96	83	10274	9.78770	ppb	100
54) 2-Hexanone	13.07	43	5007	9.51170	ppb	100
57) 1,2-EDB	14.11	107	12375	10.26682	ppb	100
58) Tetrachloroethene	13.61	164	17454	9.70472	ppb	100
59) 1-Chlorohexane	14.60	91	27571	9.67420	ppb	100
60) 1,1,1,2-Tetrachloroethane	14.96	131	17859	8.61802	ppb	100
61) m&p-Xylene	15.18	106	73359	19.59500	ppb	100
62) o-Xylene	15.88	106	33980	9.65130	ppb	100
63) Styrene	15.91	104	59204	10.08123	ppb	100
65) 1,3-Dichloropropane	13.37	76	20737	9.86694	ppb	100
66) Dibromochloromethane	13.77	129	16805	10.05648	ppb	100
67) Chlorobenzene	14.89	112	53707	10.07572	ppb	100
68) Ethylbenzene	15.03	91	84990	9.65489	ppb	100
69) Bromoform	16.35	173	9338	9.23207	ppb	100
71) Isopropylbenzene	16.53	105	78656	9.41286	ppb	100
72) 1,1,2,2-Tetrachloroethane	16.69	85	3256	8.83379	ppb	100
73) 1,2,3-Trichloropropane	16.94	110	3685	11.35385	ppb	100
74) t-1,4-Dichloro-2-Butene	17.06	53	2668	9.73225	ppb	100
75) Bromobenzene	17.17	156	23819	9.51637	ppb	100
76) n-Propylbenzene	17.22	91	98337	9.57115	ppb	100
77) 4-Ethyltoluene	17.42	105	63318	9.07744	ppb	100
78) 2-Chlorotoluene	17.46	91	67576	9.21797	ppb	100
79) 1,3,5-Trimethylbenzene	17.50	105	69523	10.08378	ppb	100
80) 4-Chlorotoluene	17.54	91	62646	10.01053	ppb	100
81) Tert-Butylbenzene	18.11	119	71827	9.24994	ppb	100
82) 1,2,4-Trimethylbenzene	18.16	105	64573	9.54743	ppb	100
83) Sec-Butylbenzene	18.49	105	87883	9.37679	ppb	100
84) p-Isopropyltoluene	18.73	119	73663	9.13444	ppb	100
85) Benzyl Chloride	19.12	91	6965	9.33470	ppb	100
86) 1,3-DCB	18.80	146	43370	9.45642	ppb	100
87) 1,4-DCB	18.97	146	44526	9.74419	ppb	100
88) n-Butylbenzene	19.44	91	57959	8.86396	ppb	100
89) 1,2-DCB	19.59	146	37007	9.33501	ppb	100
90) Hexachloroethane	20.25	117	16067	8.87468	ppb	100
91) 1,2-Dibromo-3-chloropropan	20.89	157	2108	8.37013	ppb	100
92) 1,2,4-Trichlorobenzene	22.54	180	22856	9.69662	ppb	100
93) Hexachlorobutadiene	22.85	225	13745	9.69288	ppb	100
94) Naphthalene	22.90	128	34077	9.31099	ppb	100
95) 1,2,3-Trichlorobenzene	23.32	180	19665	9.59064	ppb	100

Quantitation Report

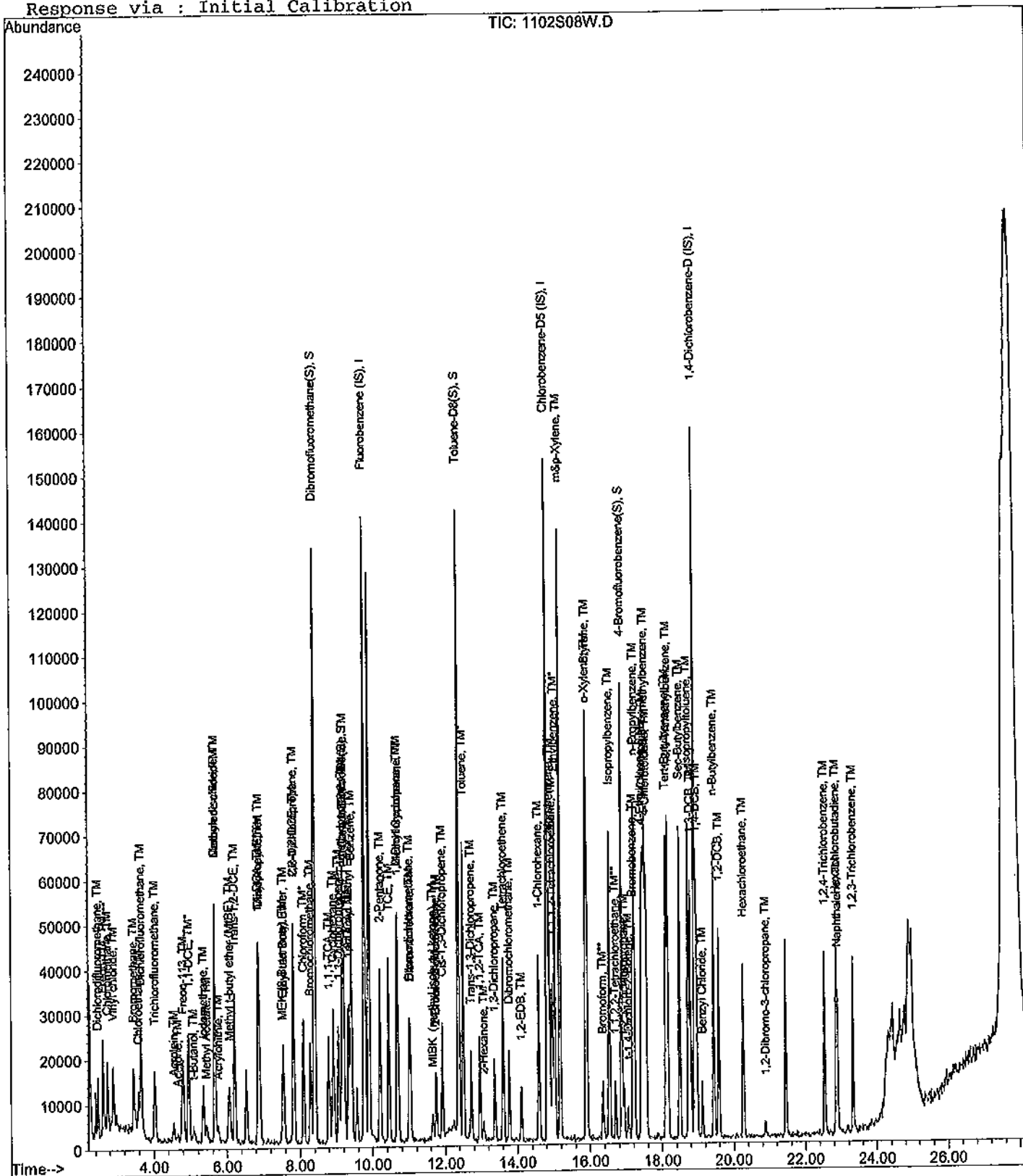
Data File : M:\SWEETPEA\DATA\S111102\1102S08W.D
Acq On : 2 Nov 11 23:37
Sample : Vol Std 11-02-11@10ug/L
Misc : Water 10mL w/IS:10-28-11

Vial: 8
Operator: DG
Inst : Sweetpea
Multiplr: 1.00

Quant Time: Nov 4 11:22 2011

Quant Results File: SALLW.RES

Method : M:\SWEETPEA\DATA\S111102\SALLW.M (RTE Integrator)
Title : METHOD 8260
Last Update : Fri Nov 04 11:21:42 2011
Response via : Initial Calibration



Data File : M:\SWEETPEA\DATA\S111102\1102S09W.D
 Acq On : 3 Nov 11 00:13
 Sample : Vol Std 11-02-11@20ug/L
 Misc : Water 10mL w/IS:10-28-11

Vial: 9
 Operator: DG
 Inst : Sweetpea
 Multiplr: 1.00

Quant Time: Nov 4 11:22 2011

Quant Results File: SALLW.RES

Quant Method : M:\SWEETPEA\DATA\S111102\SALLW.M (RTE Integrator)
 Title : METHOD 8260
 Last Update : Fri Nov 04 11:21:42 2011
 Response via : Initial Calibration
 DataAcq Meth : V8260

Internal Standards	R.T.	QIon	Response	Conc	Units	Dev(Min)
1) Fluorobenzene (IS)	9.78	96	80808	25.00000	ppb	0.00
55) Chlorobenzene-D5 (IS)	14.83	117	63800	25.00000	ppb	0.00
70) 1,4-Dichlorobenzene-D (IS)	18.92	152	33120	25.00000	ppb	0.00
System Monitoring Compounds						
31) Dibromofluoromethane(S)	8.41	111	84609	36.39818	ppb	0.00
Spiked Amount	27.321		Recovery	=	133.226%	
36) 1,2-DCA-D4(S)	9.19	65	61480	35.93773	ppb	0.00
Spiked Amount	28.271		Recovery	=	127.120%	
56) Toluene-D8(S)	12.37	98	249494	36.91551	ppb	0.00
Spiked Amount	29.287		Recovery	=	126.050%	
64) 4-Bromofluorobenzene(S)	16.87	95	90126	34.94302	ppb	0.00
Spiked Amount	27.437		Recovery	=	127.358%	
Target Compounds						
2) Dichlorodifluoromethane	2.47	85	40396	20.13078	ppb	98
3) Freon 114	2.61	85	34361	19.96709	ppb	84
4) Chloromethane	2.74	50	50462	18.48827	ppb	# 80
5) Vinyl chloride	2.88	62	15053	17.46247	ppb	99
6) Bromomethane	3.46	94	31363	17.50145	ppb	80
7) Chloroethane	3.58	64	25128	19.55326	ppb	87
8) Dichlorofluoromethane	3.65	67	79047	18.27207	ppb	94
9) Trichlorofluoromethane	4.02	101	51489	19.71156	ppb	98
10) Acrolein	4.54	56	3088	156.20408	ppb	# 77
11) Acetone	4.66	43	5623	19.27401	ppb	# 79
12) Freon-113	4.79	101	36864	19.22182	ppb	92
13) 1,1-DCE	4.95	96	39689	18.84930	ppb	88
14) t-Butanol	5.09	59	11251	164.38002	ppb	98
15) Methyl Acetate	5.44	43	17301	18.48143	ppb	# 68
16) Iodomethane	5.35	142	66587	17.91040	ppb	91
17) Acrylonitrile	5.76	53	7075	18.72536	ppb	90
18) Methylene chloride	5.65	84	40762	19.86567	ppb	92
19) Carbon disulfide	5.66	76	135263	18.52866	ppb	95
20) Methyl t-butyl ether (MtBE)	6.06	73	67492	18.37022	ppb	97
21) Trans-1,2-DCE	6.22	96	44236	17.27922	ppb	91
22) Diisopropyl Ether	6.89	45	125809	19.52100	ppb	95
23) 1,1-DCA	6.86	63	75824	19.50826	ppb	# 97
24) Vinyl Acetate	6.89	43	73595	18.92335	ppb	# 96
25) Ethyl tert Butyl Ether	7.54	59	87861	20.49062	ppb	99
26) MEK (2-Butanone)	7.52	43	15854	17.91419	ppb	# 86
27) Cis-1,2-DCE	7.83	96	49069	18.77030	ppb	96
28) 2,2-Dichloropropane	7.82	77	55237	19.46478	ppb	88
29) Chloroform	8.10	83	68524	19.33656	ppb	80
30) Bromochloromethane	8.29	128	20664	18.63230	ppb	83
32) 1,1,1-TCA	8.79	97	59108	19.62707	ppb	84
33) Cyclohexane	8.91	56	58554	19.31955	ppb	86
34) 1,1-Dichloropropene	9.07	75	53115	18.52194	ppb	92
35) 2,2,4-Trimethylpentane	9.16	57	96560	17.87813	ppb	99
37) Carbon Tetrachloride	9.22	117	51758	18.19037	ppb	95
38) Tert Amyl Methyl Ether	9.35	73	77093	18.75880	ppb	# 91
39) 1,2-DCA	9.34	62	39846	20.80277	ppb	96
40) Benzene	9.42	78	174415	18.29779	ppb	92
41) TCE	10.44	95	40779	19.83338	ppb	95
42) 2-Pentanone	10.20	43	118264	160.67136	ppb	97

(#) = qualifier out of range (m) = manual integration
 1102S09W.D SALLW.M Fri Nov 04 12:56:10 2011

Data File : M:\SWEETPEA\DATA\S111102\1102S09W.D Vial: 9
 Acq On : 3 Nov 11 00:13 Operator: DG
 Sample : Vol Std 11-02-11@20ug/L Inst : Sweetpea
 Misc : Water 10mL w/IS:10-28-11 Multiplr: 1.00

Quant Time: Nov 4 11:22 2011 Quant Results File: SALLW.RES

Quant Method : M:\SWEETPEA\DATA\S111102\SALLW.M (RTE Integrator)
 Title : METHOD 8260
 Last Update : Fri Nov 04 11:21:42 2011
 Response via : Initial Calibration
 DataAcq Meth : V8260

Compound	R.T.	QIon	Response	Conc	Unit	Qvalue
43) 1,2-Dichloropropane	10.67	63	39377	19.08911	ppb	98
44) Bromodichloromethane	11.00	83	47539	18.08356	ppb	88
45) Methyl Cyclohexane	10.70	83	54181	20.09739	ppb	85
46) Dibromomethane	11.03	93	20154	18.85841	ppb	94
47) 2-Chloroethyl vinyl ether	11.75	63	43780	20.41188	ppb	# 88
48) MIBK (methyl isobutyl ket	11.65	43	17043	18.51982	ppb	96
49) 1-Bromo-2-chloroethane	11.75	63	43780	20.41188	ppb	88
50) Cis-1,3-Dichloropropene	11.91	75	58836	19.09174	ppb	91
51) Toluene	12.50	91	161260	19.04737	ppb	98
52) Trans-1,3-Dichloropropene	12.72	75	45423	19.56298	ppb	83
53) 1,1,2-TCA	12.96	83	22147	19.59272	ppb	96
54) 2-Hexanone	13.07	43	10972	19.35551	ppb	# 87
57) 1,2-EDB	14.11	107	27290	20.77856	ppb	# 100
58) Tetrachloroethene	13.61	164	35331	18.02873	ppb	92
59) 1-Chlorohexane	14.59	91	58007	18.67944	ppb	98
60) 1,1,1,2-Tetrachloroethane	14.97	131	39419	18.15344	ppb	80
61) m&p-Xylene	15.18	106	159048	38.98891	ppb	95
62) o-Xylene	15.89	106	74033	19.29785	ppb	93
63) Styrene	15.92	104	122669	19.16983	ppb	93
65) 1,3-Dichloropropane	13.37	76	41975	18.32940	ppb	94
66) Dibromochloromethane	13.77	129	36479	20.03418	ppb	85
67) Chlorobenzene	14.88	112	110635	19.04841	ppb	94
68) Ethylbenzene	15.04	91	174943	18.23884	ppb	95
69) Bromoform	16.35	173	20070	18.23807	ppb	93
71) Isopropylbenzene	16.53	105	171735	19.80711	ppb	98
72) 1,1,2,2-Tetrachloroethane	16.70	85	7134	18.94627	ppb	# 89
73) 1,2,3-Trichloropropane	16.93	110	6585	20.47066	ppb	93
74) t-1,4-Dichloro-2-Butene	17.05	53	5849	19.40607	ppb	95
75) Bromobenzene	17.18	156	47448	18.26998	ppb	76
76) n-Propylbenzene	17.22	91	201065	18.86062	ppb	99
77) 4-Ethyltoluene	17.42	105	134816	18.62732	ppb	96
78) 2-Chlorotoluene	17.46	91	137982	18.14003	ppb	88
79) 1,3,5-Trimethylbenzene	17.51	105	137337	19.19796	ppb	99
80) 4-Chlorotoluene	17.55	91	125436	19.31784	ppb	94
81) Tert-Butylbenzene	18.12	119	153068	18.99801	ppb	97
82) 1,2,4-Trimethylbenzene	18.16	105	139499	19.87830	ppb	98
83) Sec-Butylbenzene	18.49	105	193415	19.88897	ppb	98
84) p-Isopropyltoluene	18.74	119	156020	18.64598	ppb	98
85) Benzyl Chloride	19.12	91	15988	20.65123	ppb	91
86) 1,3-DCB	18.80	146	91112	19.14633	ppb	99
87) 1,4-DCB	18.97	146	93380	19.69512	ppb	93
88) n-Butylbenzene	19.45	91	128658	18.96339	ppb	99
89) 1,2-DCB	19.59	146	80638	19.60393	ppb	96
90) Hexachloroethane	20.27	117	36114	19.22498	ppb	# 81
91) 1,2-Dibromo-3-chloropropan	20.89	157	4946	20.47330	ppb	84
92) 1,2,4-Trichlorobenzene	22.54	180	47848	19.56394	ppb	97
93) Hexachlorobutadiene	22.87	225	27800	18.89407	ppb	89
94) Naphthalene	22.90	128	77173	20.32229	ppb	95
95) 1,2,3-Trichlorobenzene	23.34	180	40144	18.86891	ppb	90

Quantitation Report

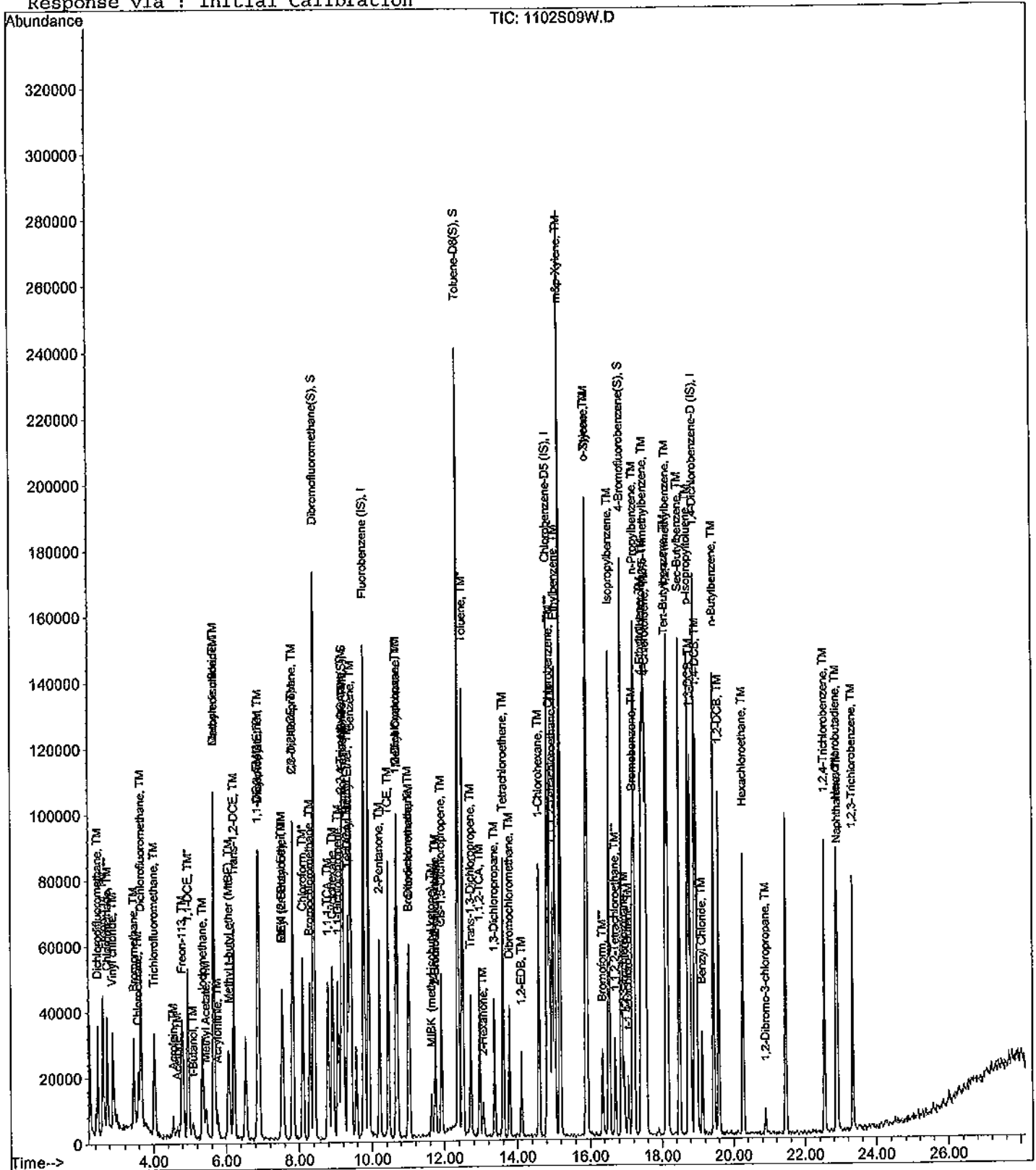
Data File : M:\SWEETPEA\DATA\S111102\1102S09W.D
Acq On : 3 Nov 11 00:13
Sample : Vol Std 11-02-11@20ug/L
Misc : Water 10mL w/IS:10-28-11

Vial: 9
Operator: DG
Inst : Sweetpea
Multiplr: 1.00

Quant Time: Nov 4 11:22 2011

Quant Results File: SALLW.RES

Method : M:\SWEETPEA\DATA\S111102\SALLW.M (RTE Integrator)
Title : METHOD 8260
Last Update : Fri Nov 04 11:21:42 2011
Response via : Initial Calibration



Data File : M:\SWEETPEA\DATA\S111102\1102S10W.D Vial: 10
 Acq On : 3 Nov 11 00:49 Operator: DG
 Sample : Vol Std 11-02-11@40ug/L Inst : Sweetpea
 Misc : Water 10mL w/IS:10-28-11 Multiplr: 1.00

Quant Time: Nov 4 11:22 2011 Quant Results File: SALLW.RES

Quant Method : M:\SWEETPEA\DATA\S111102\SALLW.M (RTE Integrator)
 Title : METHOD 8260
 Last Update : Fri Nov 04 11:21:42 2011
 Response via : Initial Calibration
 DataAcq Meth : V8260

Internal Standards	R.T.	QIon	Response	Conc	Units	Dev(Min)
1) Fluorobenzene (IS)	9.78	96	69088	25.00000	ppb	0.00
55) Chlorobenzene-D5 (IS)	14.83	117	53408	25.00000	ppb	0.00
70) 1,4-Dichlorobenzene-D (IS)	18.92	152	29536	25.00000	ppb	0.00
System Monitoring Compounds						
31) Dibromofluoromethane(S)	8.41	111	179707	90.42319	ppb	0.00
Spiked Amount	27.321					Recovery = 330.971%
36) 1,2-DCA-D4(S)	9.19	65	134970	92.27961	ppb	0.00
Spiked Amount	28.271					Recovery = 326.413%
56) Toluene-D8(S)	12.37	98	527566	93.24808	ppb	0.00
Spiked Amount	29.287					Recovery = 318.395%
64) 4-Bromofluorobenzene(S)	16.87	95	195398	90.49923	ppb	0.00
Spiked Amount	27.437					Recovery = 329.845%
Target Compounds						Qvalue
2) Dichlorodifluoromethane	2.47	85	84107	49.02371	ppb	94
3) Freon 114	2.62	85	72238	49.09830	ppb	88
4) Chloromethane	2.74	50	101960	44.19672	ppb	85
5) Vinyl chloride	2.88	62	35704	48.44525	ppb	89
6) Bromomethane	3.45	94	67232	45.41708	ppb	82
7) Chloroethane	3.58	64	60412	55.53892	ppb	88
8) Dichlorofluoromethane	3.65	67	178121	48.15809	ppb	94
9) Trichlorofluoromethane	4.03	101	104636	46.85322	ppb	90
10) Acrolein	4.54	56	3343	197.78948	ppb	# 65
11) Acetone	4.65	43	10526	44.88733	ppb	# 79
12) Freon-113	4.79	101	75210	45.86901	ppb	92
13) 1,1-DCE	4.95	96	78540	43.73138	ppb	83
14) t-Butanol	5.08	59	12037	205.69697	ppb	96
15) Methyl Acetate	5.44	43	32968	41.13558	ppb	# 67
16) Iodomethane	5.35	142	144975	43.83001	ppb	94
17) Acrylonitrile	5.76	53	14083	43.82150	ppb	96
18) Methylene chloride	5.66	84	85434	52.19561	ppb	91
19) Carbon disulfide	5.67	76	281525	45.10592	ppb	98
20) Methyl t-butyl ether (MtBE)	6.05	73	134468	42.80878	ppb	# 96
21) Trans-1,2-DCE	6.22	96	97499	44.54512	ppb	94
22) Diisopropyl Ether	6.89	45	265909	48.25865	ppb	95
23) 1,1-DCA	6.86	63	159489	47.99482	ppb	# 96
24) Vinyl Acetate	6.88	43	157076	47.24016	ppb	100
25) Ethyl tert Butyl Ether	7.54	59	177287	48.36014	ppb	91
26) MEK (2-Butanone)	7.52	43	31007	40.97980	ppb	# 87
27) Cis-1,2-DCE	7.83	96	97957	43.82797	ppb	97
28) 2,2-Dichloropropane	7.82	77	113096	46.61422	ppb	99
29) Chloroform	8.10	83	143342	47.31096	ppb	87
30) Bromochloromethane	8.29	128	42544	45.21817	ppb	92
32) 1,1,1-TCA	8.79	97	120987	46.98937	ppb	89
33) Cyclohexane	8.92	56	122229	47.17006	ppb	# 82
34) 1,1-Dichloropropene	9.06	75	110026	44.87623	ppb	94
35) 2,2,4-Trimethylpentane	9.16	57	205030	44.40112	ppb	# 76
37) Carbon Tetrachloride	9.22	117	107899	44.19556	ppb	95
38) Tert Amyl Methyl Ether	9.35	73	156623	44.57561	ppb	96
39) 1,2-DCA	9.34	62	78998	48.23965	ppb	# 92
40) Benzene	9.42	78	368952	45.27270	ppb	95
41) TCE	10.45	95	87681	49.87896	ppb	91
42) 2-Pentanone	10.20	43	132984	211.31826	ppb	96

(#) = qualifier out of range (m) = manual integration
 1102S10W.D SALLW.M Fri Nov 04 12:56:18 2011

Data File : M:\SWEETPEA\DATA\S111102\1102S10W.D
 Acq On : 3 Nov 11 00:49
 Sample : Vol Std 11-02-11@40ug/L
 Misc : Water 10mL w/IS:10-28-11

Vial: 10
 Operator: DG
 Inst : Sweetpea
 Multiplr: 1.00

Quant Time: Nov 4 11:22 2011

Quant Results File: SALLW.RES

Quant Method : M:\SWEETPEA\DATA\S111102\SALLW.M (RTE Integrator)
 Title : METHOD 8260
 Last Update : Fri Nov 04 11:21:42 2011
 Response via : Initial Calibration
 DataAcq Meth : V8260

Compound	R.T.	QIon	Response	Conc	Unit	Qvalue
43) 1,2-Dichloropropane	10.68	63	81411	46.16128	ppb	97
44) Bromodichloromethane	11.00	83	104665	46.56795	ppb	96
45) Methyl Cyclohexane	10.70	83	117341	50.90896	ppb	89
46) Dibromomethane	11.04	93	41933	45.89353	ppb	91
47) 2-Chloroethyl vinyl ether	11.75	63	88020	47.99991	ppb #	98
48) MIBK (methyl isobutyl ket	11.64	43	34684	44.30181	ppb #	89
49) 1-Bromo-2-chloroethane	11.75	63	88020	47.99991	ppb	98
50) Cis-1,3-Dichloropropene	11.92	75	124811	47.37038	ppb	93
51) Toluene	12.50	91	328062	45.32273	ppb	100
52) Trans-1,3-Dichloropropene	12.72	75	93175	46.93647	ppb	81
53) 1,1,2-TCA	12.96	83	43586	45.10020	ppb	87
54) 2-Hexanone	13.07	43	21050	43.43328	ppb #	81
57) 1,2-EDB	14.11	107	54844	49.88333	ppb #	96
58) Tetrachloroethene	13.61	164	73094	44.55590	ppb	92
59) 1-Chlorohexane	14.59	91	117928	45.36436	ppb	98
60) 1,1,1,2-Tetrachloroethane	14.96	131	82109	46.18100	ppb	72
61) m&p-Xylene	15.18	106	320553	93.87007	ppb	100
62) o-Xylene	15.89	106	156058	48.59416	ppb	91
63) Styrene	15.92	104	255571	47.70999	ppb	90
65) 1,3-Dichloropropane	13.38	76	89294	46.57942	ppb	97
66) Dibromochloromethane	13.77	129	72299	47.43242	ppb	90
67) Chlorobenzene	14.88	112	226195	46.52256	ppb	99
68) Ethylbenzene	15.04	91	369753	46.04970	ppb	97
69) Bromoform	16.35	173	41068	44.62242	ppb	97
71) Isopropylbenzene	16.53	105	347678	44.96536	ppb	98
72) 1,1,2,2-Tetrachloroethane	16.70	85	13096	41.27797	ppb #	83
73) 1,2,3-Trichloropropane	16.94	110	13162	47.45702	ppb #	66
74) t-1,4-Dichloro-2-Butene	17.05	53	11177	40.39556	ppb #	73
75) Bromobenzene	17.18	156	96710	41.75709	ppb	80
76) n-Propylbenzene	17.22	91	420632	44.24462	ppb	98
77) 4-Ethyltoluene	17.42	105	287606	44.56003	ppb	96
78) 2-Chlorotoluene	17.46	91	300291	44.26868	ppb	95
79) 1,3,5-Trimethylbenzene	17.51	105	291549	45.70015	ppb	97
80) 4-Chlorotoluene	17.56	91	252597	43.62177	ppb	94
81) Tert-Butylbenzene	18.12	119	304665	42.40186	ppb	95
82) 1,2,4-Trimethylbenzene	18.16	105	285754	45.66033	ppb	95
83) Sec-Butylbenzene	18.49	105	390582	45.03736	ppb	98
84) p-Isopropyltoluene	18.73	119	335948	45.02106	ppb	99
85) Benzyl Chloride	19.12	91	33208	48.09867	ppb	96
86) 1,3-DCB	18.79	146	192041	45.25250	ppb	95
87) 1,4-DCB	18.97	146	180306	42.64358	ppb	91
88) n-Butylbenzene	19.45	91	271086	44.80485	ppb	94
89) 1,2-DCB	19.59	146	162380	44.26644	ppb	89
90) Hexachloroethane	20.27	117	74702	44.59243	ppb	97
91) 1,2-Dibromo-3-chloropropan	20.89	157	9910	47.52697	ppb	95
92) 1,2,4-Trichlorobenzene	22.54	180	97899	44.88585	ppb #	97
93) Hexachlorobutadiene	22.86	225	57788	44.04098	ppb	88
94) Naphthalene	22.90	128	149309	44.08916	ppb	99
95) 1,2,3-Trichlorobenzene	23.34	180	86508	45.59541	ppb	94

(#) = qualifier out of range (m) = manual integration
 1102S10W.D SALLW.M Fri Nov 04 12:56:19 2011

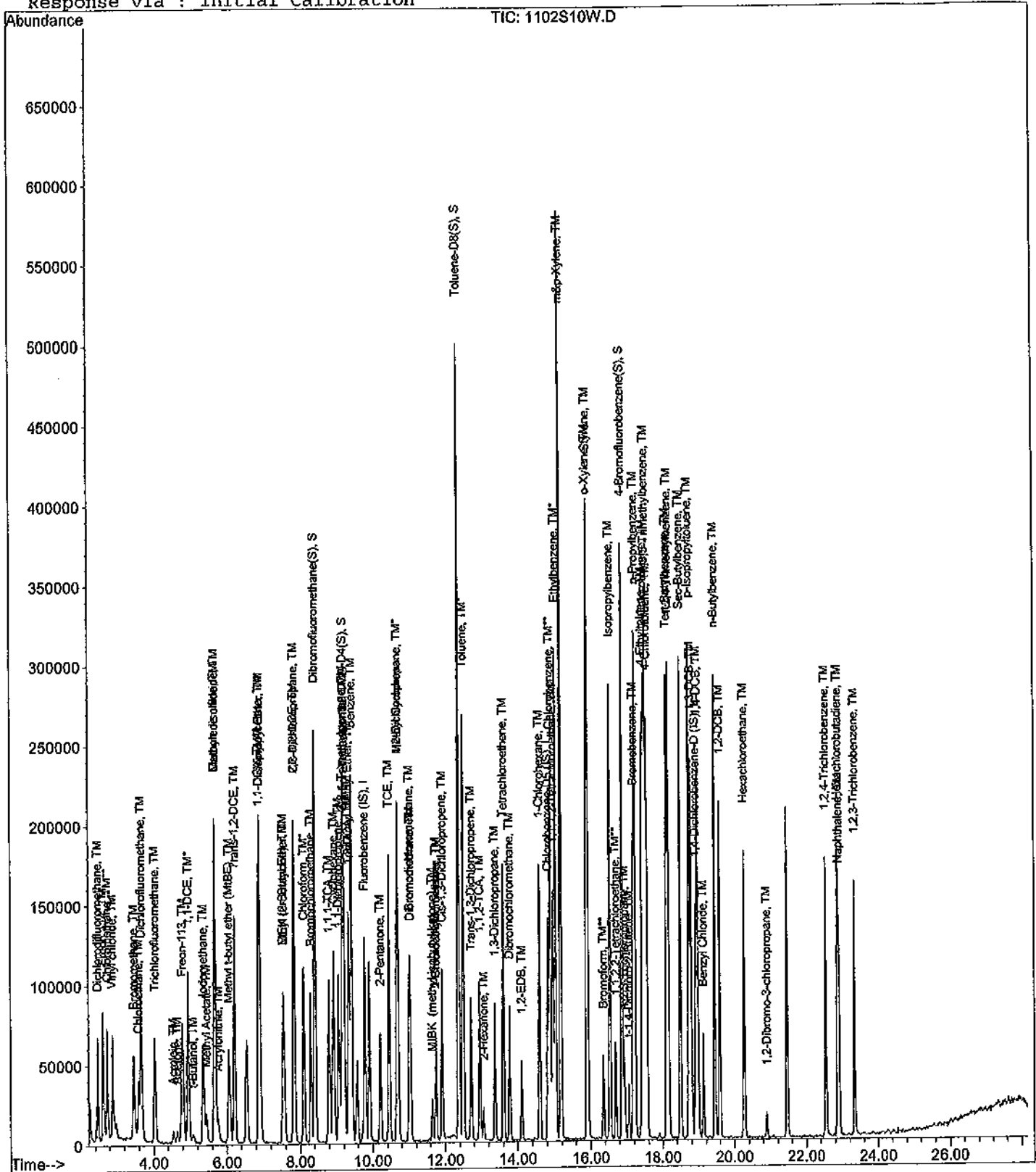
Data File : M:\SWEETPEA\DATA\S111102\1102S10W.D
Acq On : 3 Nov 11 00:49
Sample : Vol Std 11-02-11@40ug/L
Misc : Water 10mL w/IS:10-28-11

Vial: 10
Operator: DG
Inst : Sweetpea
Multiplr: 1.00

Quant Time: Nov 4 11:22 2011

Quant Results File: SALLW.RES

Method : M:\SWEETPEA\DATA\S111102\SALLW.M (RTE Integrator)
Title : METHOD 8260
Last Update : Fri Nov 04 11:21:42 2011
Response via : Initial Calibration



Data File : M:\SWEETPEA\DATA\S111102\1102S11W.D Vial: 11
 Acq On : 3 Nov 11 1:25 Operator: DG
 Sample : Vol Std 11-02-11@100ug/L Inst : Sweetpea
 Misc : Water 10mL w/IS:10-28-11 Multiplr: 1.00

Quant Time: Nov 4 11:22 2011 Quant Results File: SALLW.RES

Quant Method : M:\SWEETPEA\DATA\S111102\SALLW.M (RTE Integrator)
 Title : METHOD 8260
 Last Update : Fri Nov 04 11:21:42 2011
 Response via : Initial Calibration
 DataAcq Meth : V8260

Internal Standards	R.T.	QIon	Response	Conc	Units	Dev(Min)
1) Fluorobenzene (IS)	9.78	96	80712	25.00000	ppb	0.00
55) Chlorobenzene-D5 (IS)	14.83	117	63968	25.00000	ppb	0.00
70) 1,4-Dichlorobenzene-D (IS)	18.92	152	37304	25.00000	ppb	0.00
System Monitoring Compounds						
31) Dibromofluoromethane(S)	8.41	111	229298	98.75966	ppb	0.00
Spiked Amount	27.321					Recovery = 361.487%
36) 1,2-DCA-D4 (S)	9.18	65	171104	100.13667	ppb	0.00
Spiked Amount	28.271					Recovery = 354.205%
56) Toluene-D8 (S)	12.38	98	682090	100.65801	ppb	0.00
Spiked Amount	29.287					Recovery = 343.696%
64) 4-Bromofluorobenzene(S)	16.87	95	249291	96.39953	ppb	0.00
Spiked Amount	27.437					Recovery = 351.353%
Target Compounds						Qvalue
2) Dichlorodifluoromethane	2.47	85	208780	104.16635	ppb	97
3) Freon 114	2.61	85	179473	104.41535	ppb	87
4) Chloromethane	2.74	50	264784	98.69809	ppb	93
5) Vinyl chloride	2.88	62	108176	125.64054	ppb	94
6) Bromomethane	3.45	94	168222	98.43554	ppb	74
7) Chloroethane	3.59	64	135879	107.21128	ppb	89
8) Dichlorofluoromethane	3.65	67	454240	105.12452	ppb	95
9) Trichlorofluoromethane	4.03	101	269745	103.38945	ppb	90
10) Acrolein	4.54	56	3662	185.45975	ppb	# 68
11) Acetone	4.66	43	26222	98.27503	ppb	96
12) Freon-113	4.79	101	192926	100.71614	ppb	95
13) 1,1-DCE	4.96	96	207214	98.85981	ppb	90
14) t-Butanol	5.10	59	15364	224.73900	ppb	94
15) Methyl Acetate	5.44	43	93632	99.93793	ppb	# 82
16) Iodomethane	5.34	142	388470	99.04214	ppb	96
17) Acrylonitrile	5.76	53	37008	98.78343	ppb	80
18) Methylene chloride	5.65	84	223980	120.12845	ppb	91
19) Carbon disulfide	5.67	76	735937	100.93035	ppb	98
20) Methyl t-butyl ether (MtBE)	6.07	73	348264	94.90454	ppb	99
21) Trans-1,2-DCE	6.22	96	242667	94.90196	ppb	95
22) Diisopropyl Ether	6.89	45	672118	104.41242	ppb	91
23) 1,1-DCA	6.86	63	407527	104.97468	ppb	# 95
24) Vinyl Acetate	6.90	43	388606	100.04044	ppb	98
25) Ethyl tert Butyl Ether	7.54	59	469915	109.72220	ppb	94
26) MEK (2-Butanone)	7.51	43	79739	90.20806	ppb	# 68
27) Cis-1,2-DCE	7.83	96	249670	95.61955	ppb	97
28) 2,2-Dichloropropane	7.82	77	289175	102.02261	ppb	96
29) Chloroform	8.09	83	369024	104.25754	ppb	90
30) Bromochloromethane	8.29	128	107690	98.26450	ppb	87
32) 1,1,1-TCA	8.79	97	318746	105.96688	ppb	87
33) Cyclohexane	8.91	56	323266	106.78659	ppb	89
34) 1,1-Dichloropropene	9.07	75	294009	102.64698	ppb	95
35) 2,2,4-Trimethylpentane	9.16	57	547828	101.55125	ppb	98
37) Carbon Tetrachloride	9.22	117	282059	98.75666	ppb	97
38) Tert Amyl Methyl Ether	9.35	73	406616	99.05826	ppb	95
39) 1,2-DCA	9.34	62	202615	105.90688	ppb	# 93
40) Benzene	9.42	78	924388	97.09242	ppb	96
41) TCE	10.45	95	226369	110.22837	ppb	97
42) 2-Pentanone	10.21	43	151875	206.58008	ppb	97

(#) = qualifier out of range (m) = manual integration
 1102S11W.D SALLW.M Fri Nov 04 12:56:26 2011

Data File : M:\SWEETPEA\DATA\S111102\1102S11W.D
 Acq On : 3 Nov 11 1:25
 Sample : Vol Std 11-02-11@100ug/L
 Misc : Water 10mL w/IS:10-28-11

Vial: 11
 Operator: DG
 Inst : Sweetpea
 Multiplr: 1.00

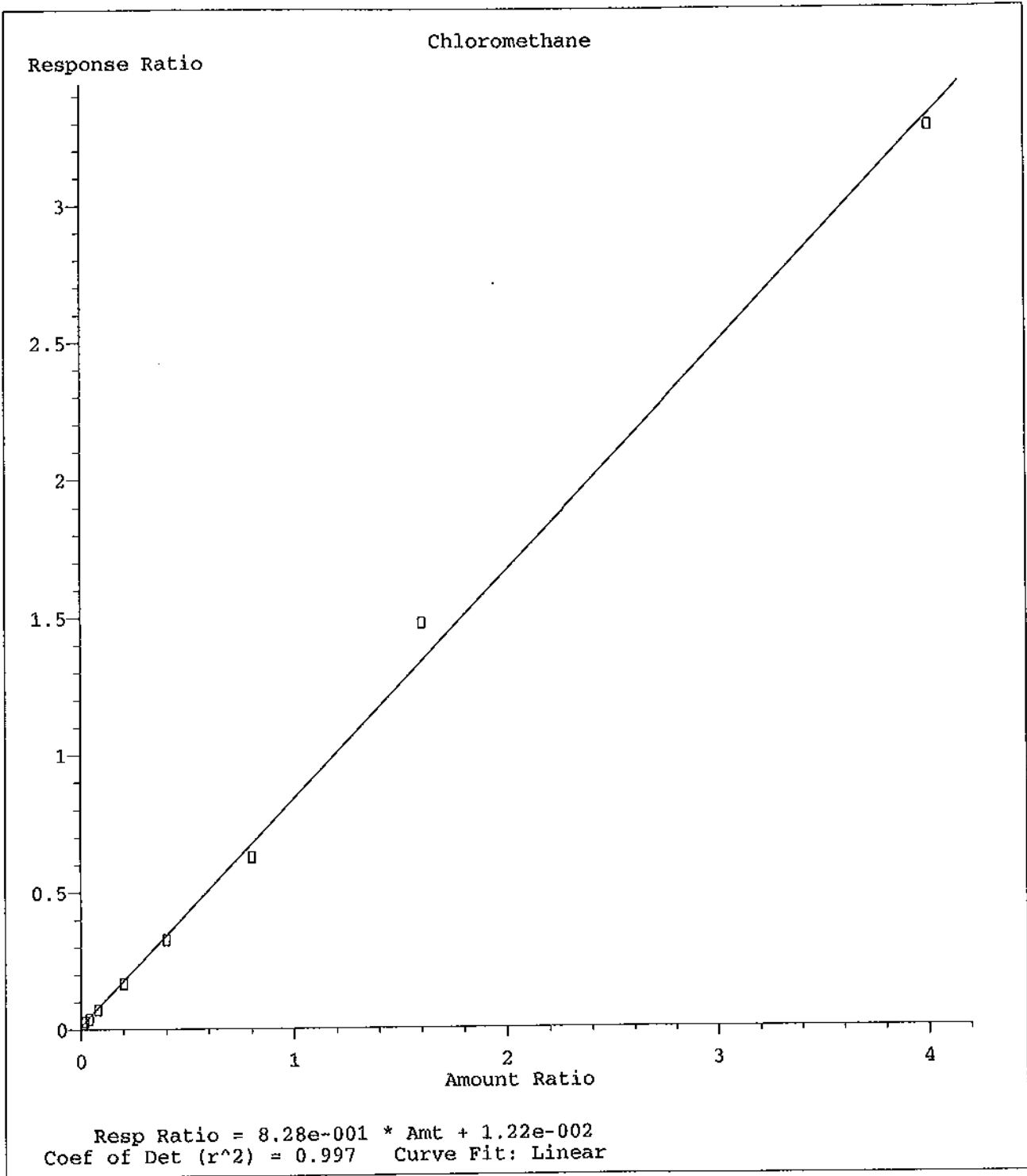
Quant Time: Nov 4 11:22 2011

Quant Results File: SALLW.RES

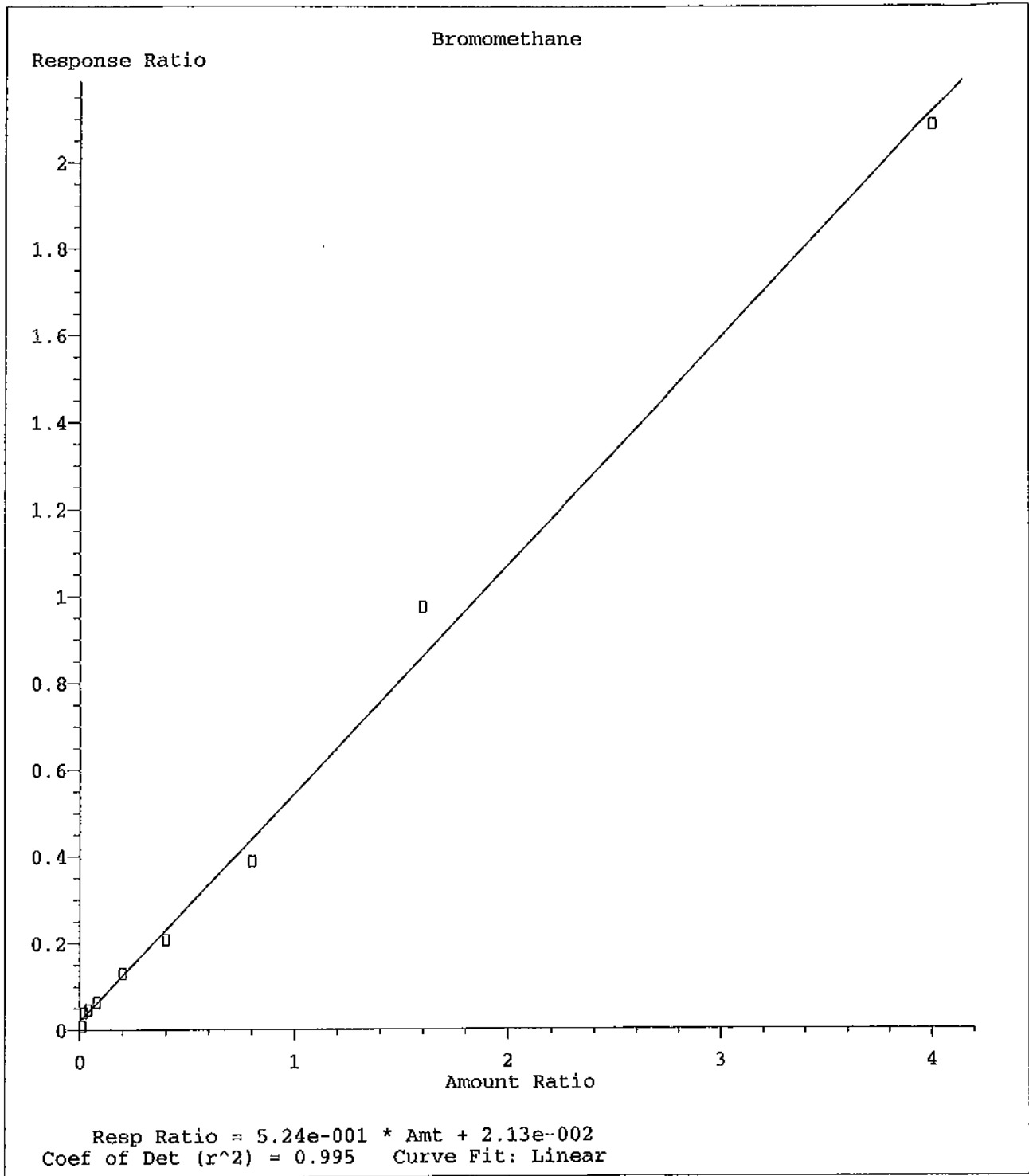
Quant Method : M:\SWEETPEA\DATA\S111102\SALLW.M (RTE Integrator)
 Title : METHOD 8260
 Last Update : Fri Nov 04 11:21:42 2011
 Response via : Initial Calibration
 DataAcq Meth : V8260

Compound	R.T.	QIon	Response	Conc	Unit	Qvalue
43) 1,2-Dichloropropane	10.68	63	209881	101.86674	ppb	100
44) Bromodichloromethane	11.02	83	263446	100.33253	ppb	93
45) Methyl Cyclohexane	10.69	83	305156	113.32635	ppb	90
46) Dibromomethane	11.04	93	105897	99.20731	ppb	96
47) 2-Chloroethyl vinyl ether	11.75	63	226139	105.55991	ppb	# 93
48) MIBK (methyl isobutyl ket	11.64	43	90116	98.72175	ppb	98
49) 1-Bromo-2-chloroethane	11.75	63	226139	105.55991	ppb	93
50) Cis-1,3-Dichloropropene	11.91	75	321961	104.59762	ppb	92
51) Toluene	12.50	91	838694	99.18093	ppb	100
52) Trans-1,3-Dichloropropene	12.72	75	244485	105.42115	ppb	87
53) 1,1,2-TCA	12.96	83	116370	103.07113	ppb	# 80
54) 2-Hexanone	13.06	43	56332	99.49247	ppb	# 82
57) 1,2-EDB	14.11	107	138148	104.90941	ppb	# 93
58) Tetrachloroethene	13.61	164	197137	100.33100	ppb	96
59) 1-Chlorohexane	14.60	91	306438	98.42015	ppb	# 97
60) 1,1,1,2-Tetrachloroethane	14.96	131	207200	98.04971	ppb	77
61) m&p-Xylene	15.18	106	830710	203.10483	ppb	98
62) o-Xylene	15.89	106	391334	101.73939	ppb	94
63) Styrene	15.92	104	649155	101.17884	ppb	94
65) 1,3-Dichloropropane	13.37	76	230621	100.44173	ppb	94
66) Dibromochloromethane	13.78	129	185041	101.35718	ppb	81
67) Chlorobenzene	14.88	112	589612	101.24892	ppb	98
68) Ethylbenzene	15.03	91	966437	100.49216	ppb	99
69) Bromoform	16.35	173	108613	98.56614	ppb	97
71) Isopropylbenzene	16.53	105	916671	93.86651	ppb	98
72) 1,1,2,2-Tetrachloroethane	16.70	85	33360	99.76860	ppb	# 89
73) 1,2,3-Trichloropropane	16.94	110	33485	96.88025	ppb	# 71
74) t-1,4-Dichloro-2-Butene	17.06	53	27541	77.82212	ppb	# 55
75) Bromobenzene	17.18	156	247596	84.64449	ppb	# 69
76) n-Propylbenzene	17.22	91	1091155	90.87427	ppb	100
77) 4-Ethyltoluene	17.42	105	750866	92.10989	ppb	97
78) 2-Chlorotoluene	17.46	91	747637	87.26524	ppb	91
79) 1,3,5-Trimethylbenzene	17.50	105	741962	92.08397	ppb	98
80) 4-Chlorotoluene	17.55	91	643621	88.00383	ppb	95
81) Tert-Butylbenzene	18.11	119	803321	88.52129	ppb	96
82) 1,2,4-Trimethylbenzene	18.17	105	744151	94.14647	ppb	98
83) Sec-Butylbenzene	18.49	105	1036666	94.64460	ppb	99
84) p-Isopropyltoluene	18.73	119	867968	92.09662	ppb	97
85) Benzyl Chloride	19.12	91	86448	99.13832	ppb	# 90
86) 1,3-DCB	18.79	146	479092	89.38483	ppb	97
87) 1,4-DCB	18.97	146	470030	88.01675	ppb	92
88) n-Butylbenzene	19.45	91	694011	90.81981	ppb	93
89) 1,2-DCB	19.59	146	421286	90.93172	ppb	96
90) Hexachloroethane	20.27	117	194655	92.00061	ppb	93
91) 1,2-Dibromo-3-chloropropan	20.89	157	25231	97.05216	ppb	# 81
92) 1,2,4-Trichlorobenzene	22.54	180	262302	95.22019	ppb	# 94
93) Hexachlorobutadiene	22.86	225	155168	93.63059	ppb	89
94) Naphthalene	22.90	128	389289	91.01527	ppb	96
95) 1,2,3-Trichlorobenzene	23.34	180	224363	93.62942	ppb	91

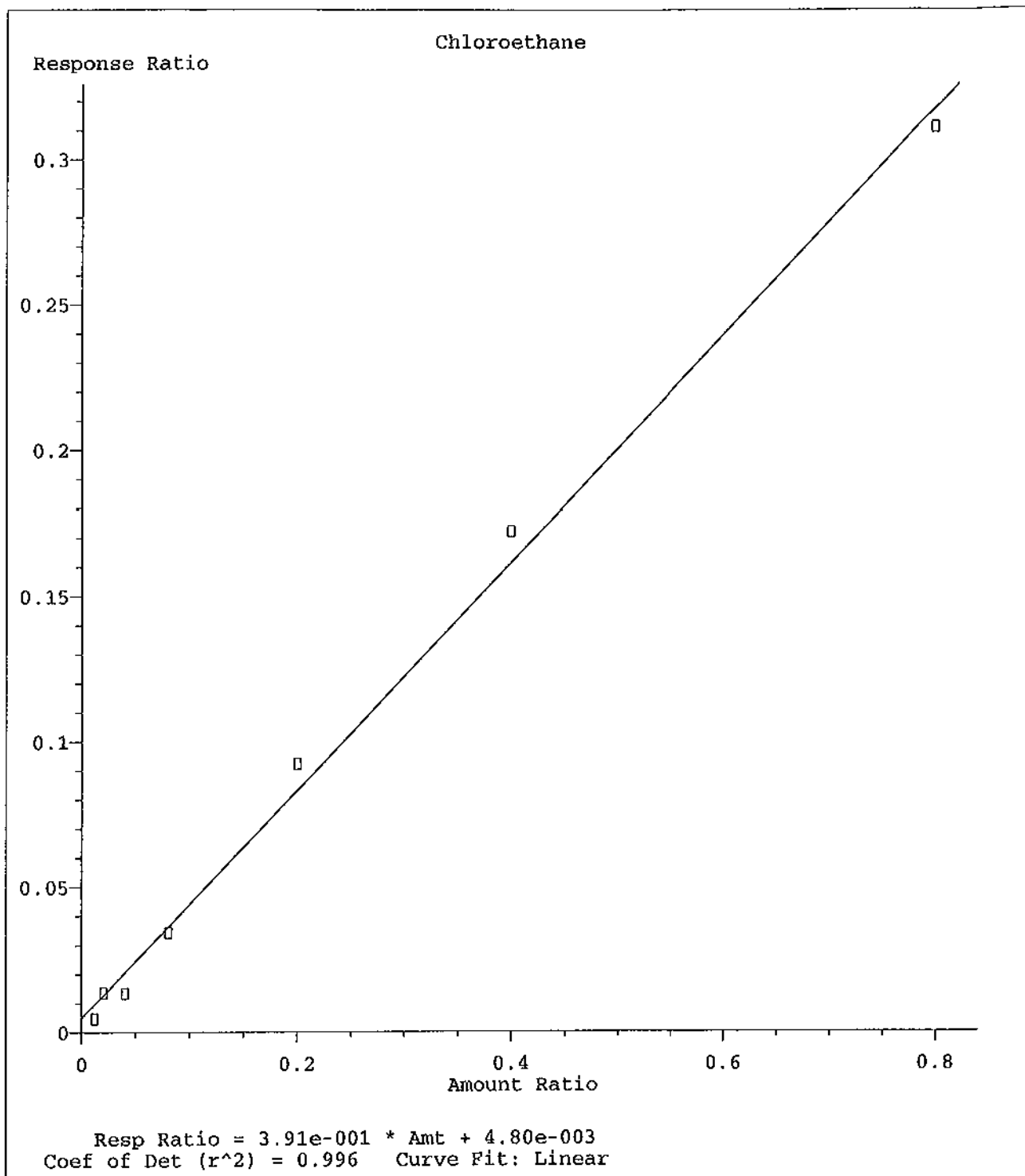
(#) = qualifier out of range (m) = manual integration
 1102S11W.D SALLW.M Fri Nov 04 12:56:27 2011



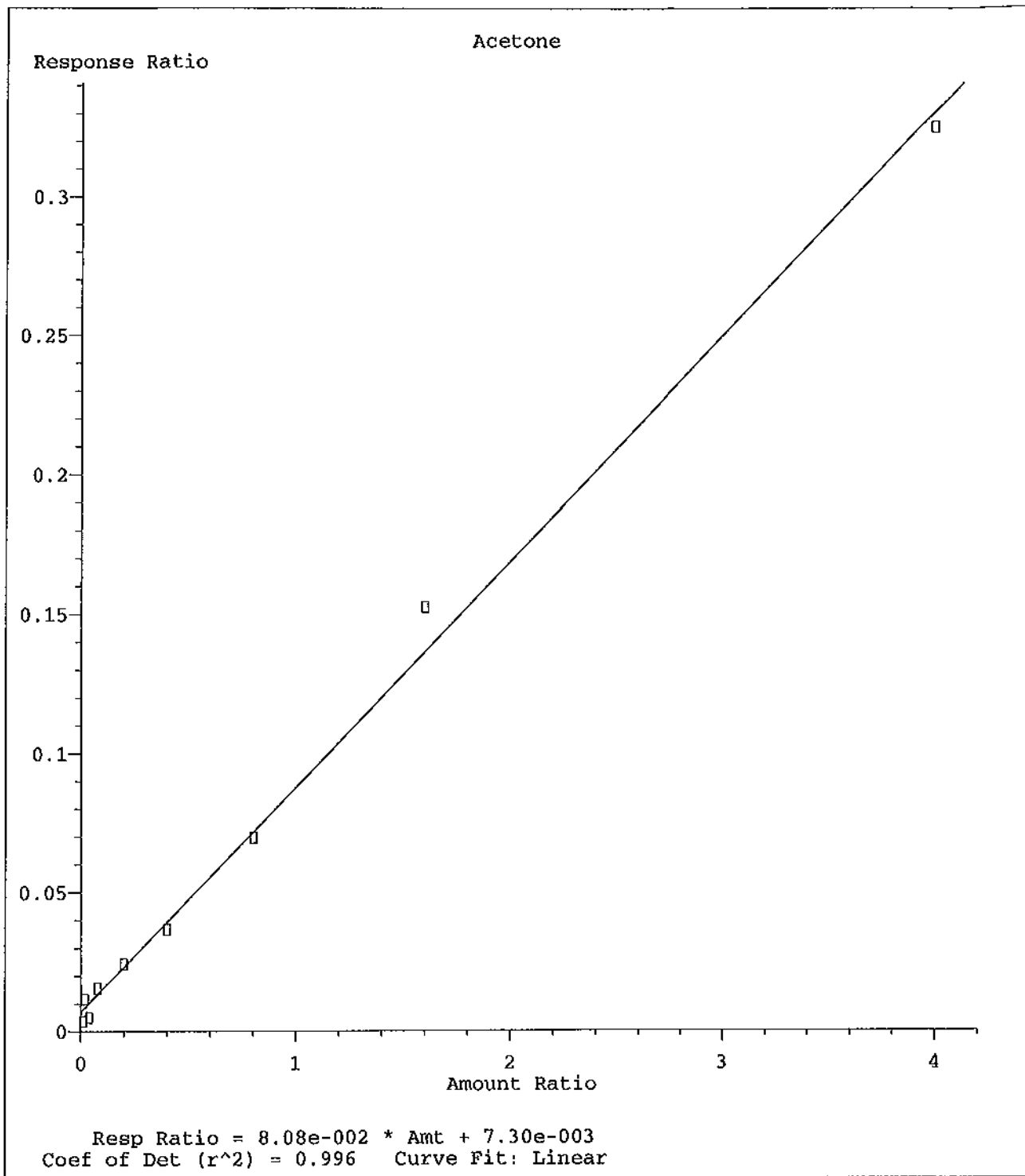
Method Name: M:\SWEETPEA\DATA\S111102\SALLW.M
Calibration Table Last Updated: Fri Nov 04 13:16:33 2011



Method Name: M:\SWEETPEA\DATA\S111102\SALLW.M
Calibration Table Last Updated: Fri Nov 04 13:16:33 2011



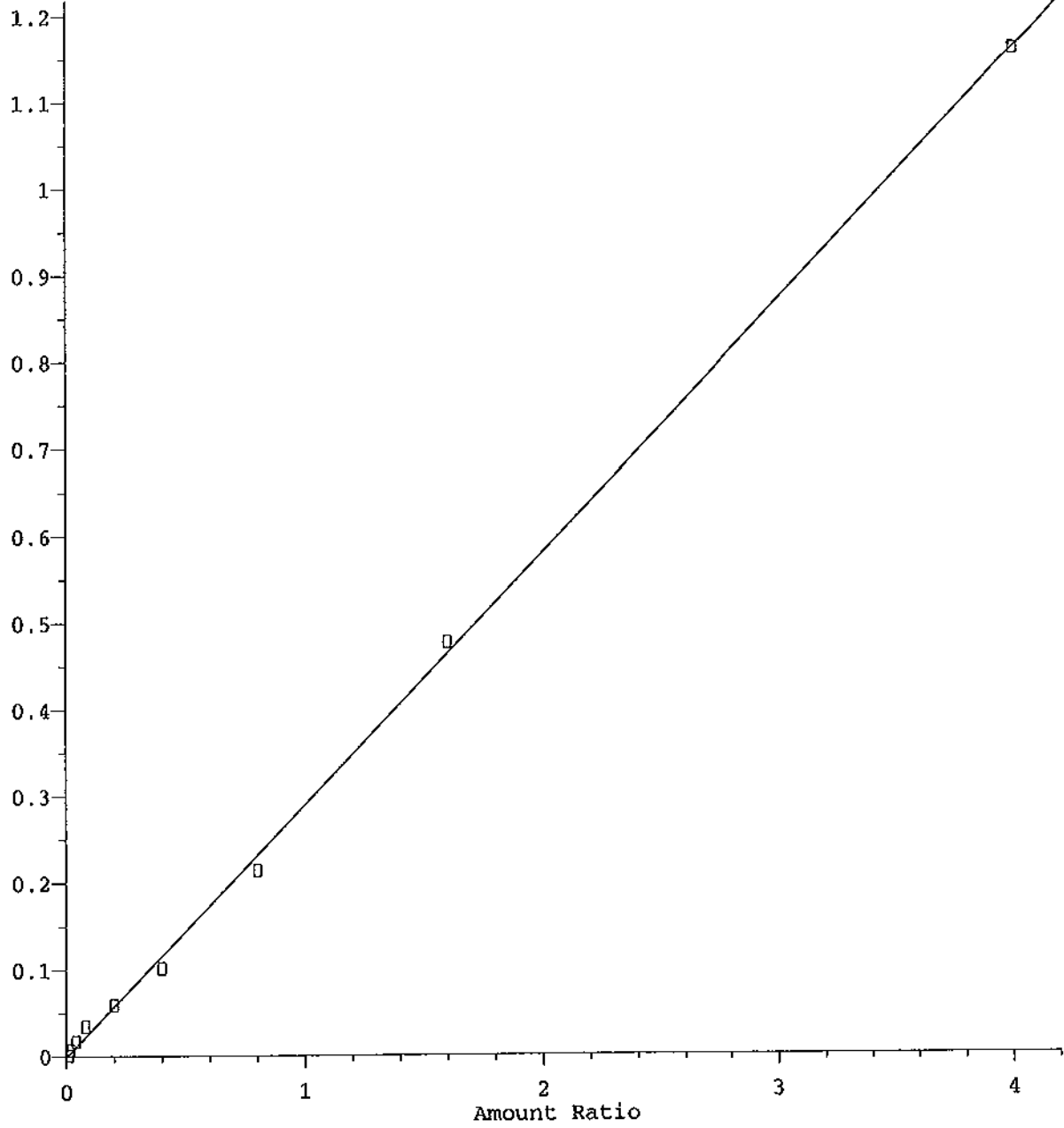
Method Name: M:\SWEETPEA\DATA\S111102\SALLW.M
Calibration Table Last Updated: Fri Nov 04 13:16:33 2011



Method Name: M:\SWEETPEA\DATA\S111102\SALLW.M
Calibration Table Last Updated: Fri Nov 04 13:16:33 2011

Methyl Acetate

Response Ratio

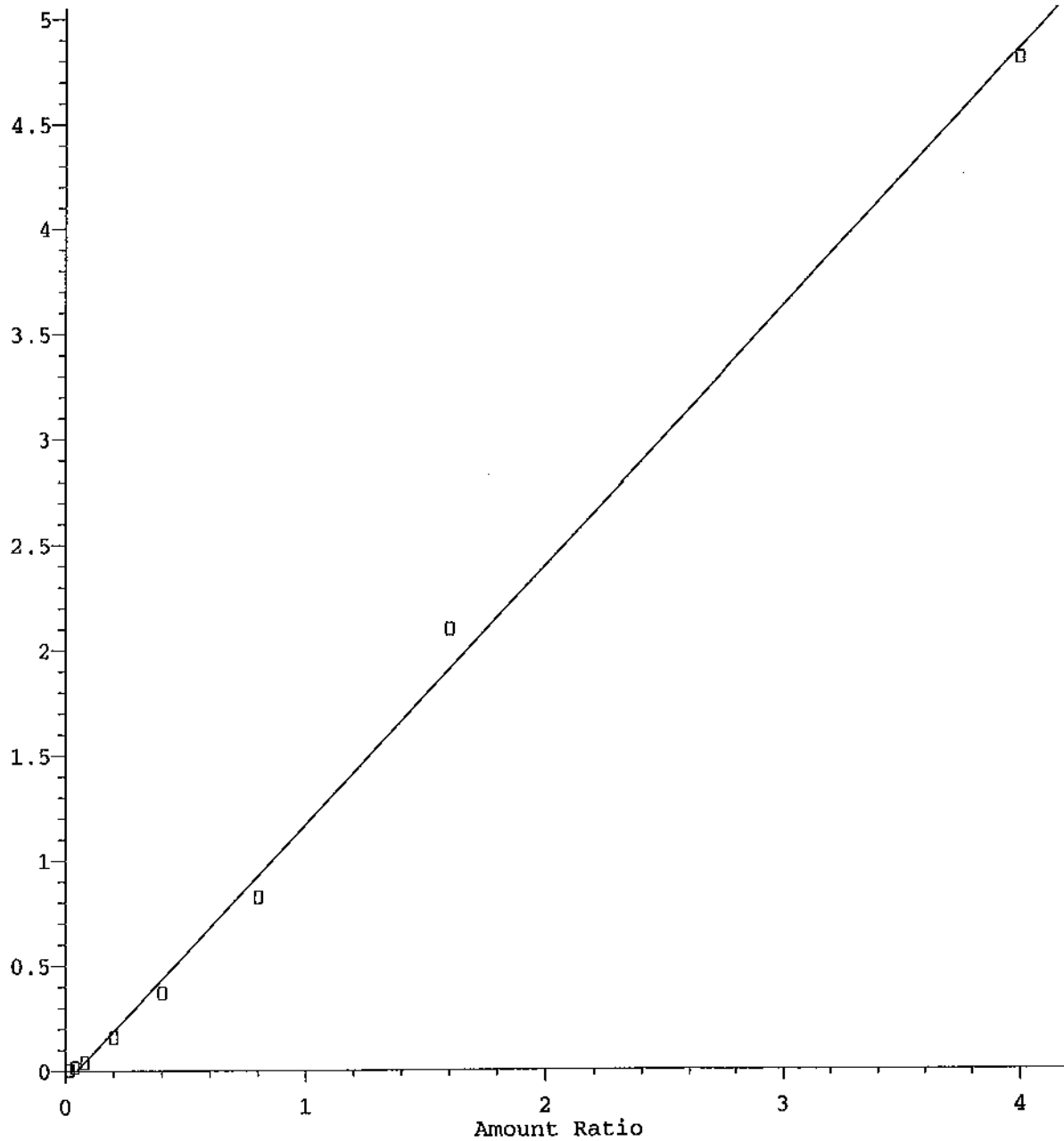


Resp Ratio = 2.90e-001 * Amt - 5.30e-004
Coef of Det (r^2) = 0.999 Curve Fit: Linear

Method Name: M:\SWEETPEA\DATA\S111102\SALLW.M
Calibration Table Last Updated: Fri Nov 04 13:16:33 2011

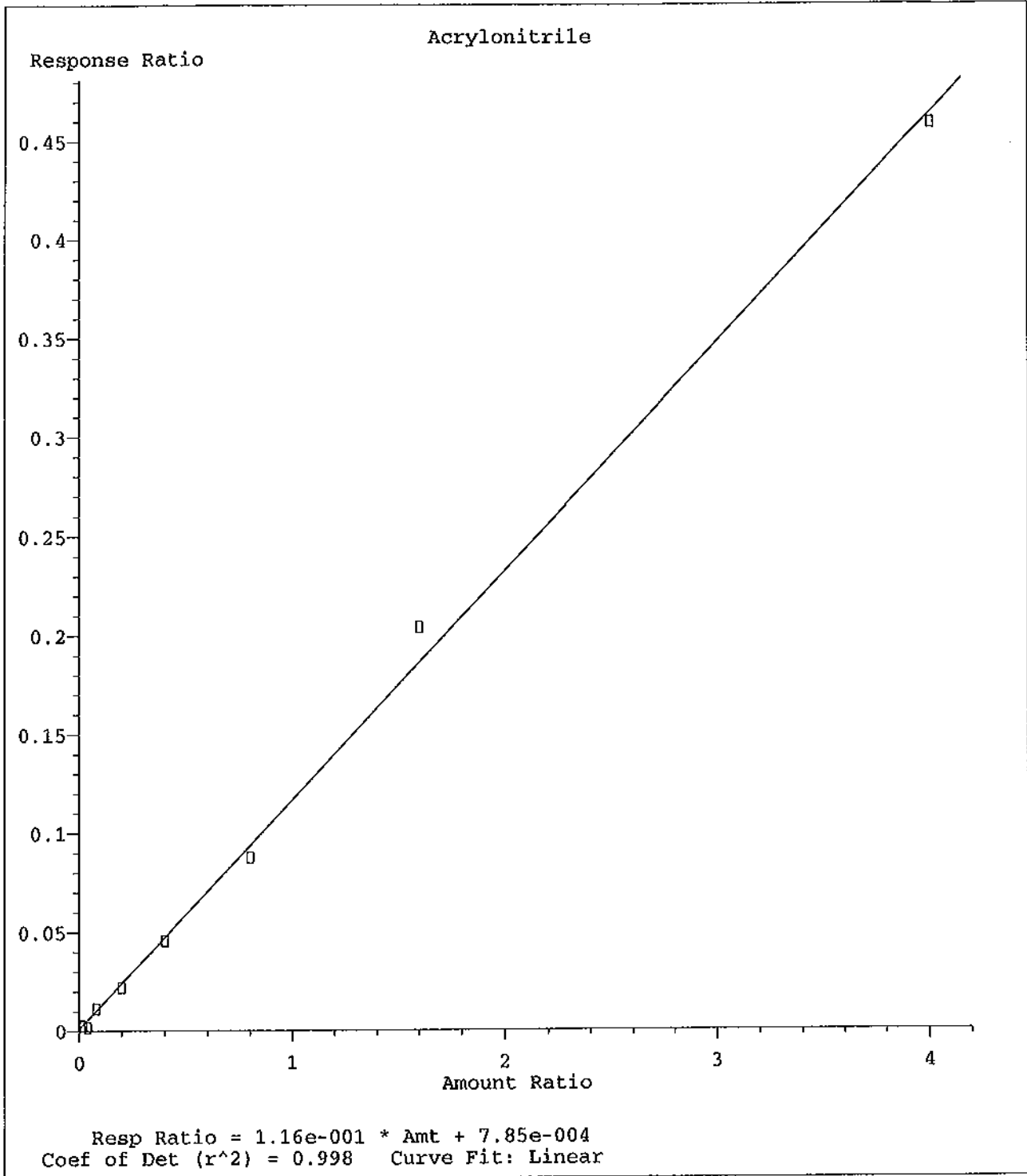
Iodomethane

Response Ratio



Resp Ratio = 1.23e+000 * Amt - 5.66e-002
Coef of Det (r^2) = 0.997 Curve Fit: Linear

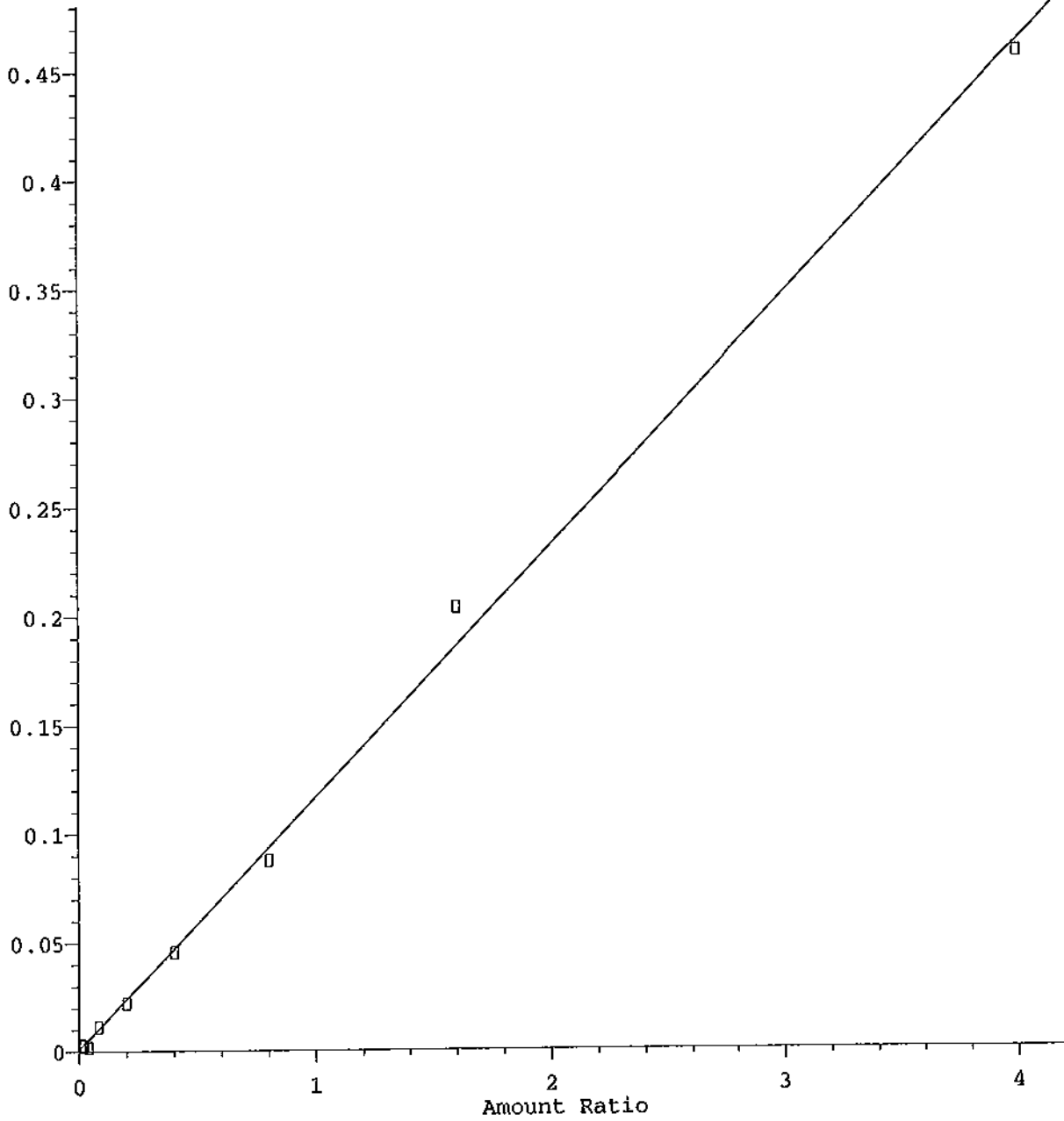
Method Name: M:\SWEETPEA\DATA\S111102\SALLW.M
Calibration Table Last Updated: Fri Nov 04 13:16:33 2011



Method Name: M:\SWEETPEA\DATA\S111102\SALLW.M
Calibration Table Last Updated: Fri Nov 04 13:16:33 2011

Acrylonitrile

Response Ratio

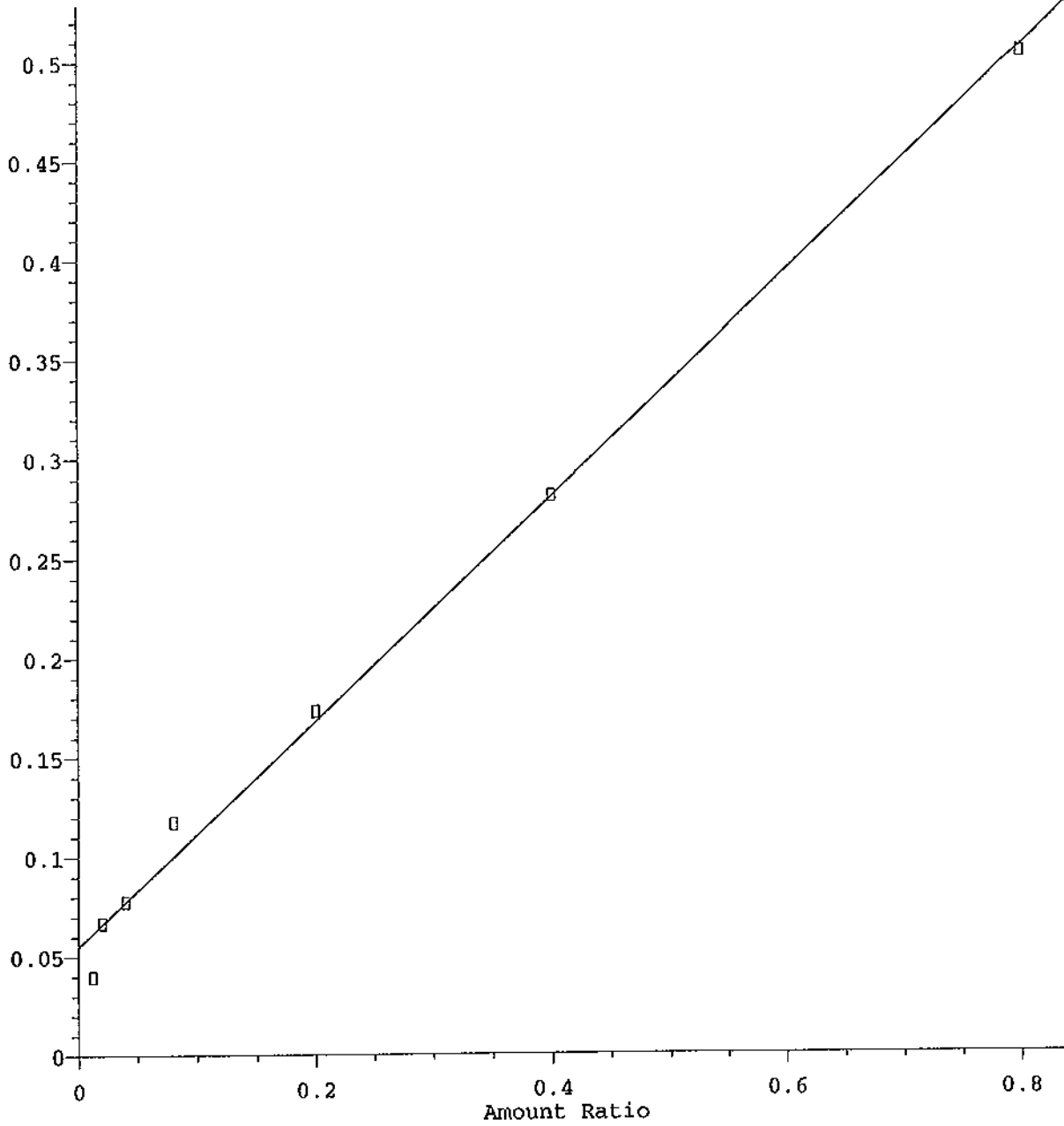


Resp Ratio = 1.16e-001 * Amt + 7.85e-004
Coef of Det (r^2) = 0.998 Curve Fit: Linear

Method Name: M:\SWEETPEA\DATA\S111102\SALLW.M
Calibration Table Last Updated: Fri Nov 04 13:16:33 2011

Methylene chloride

Response Ratio

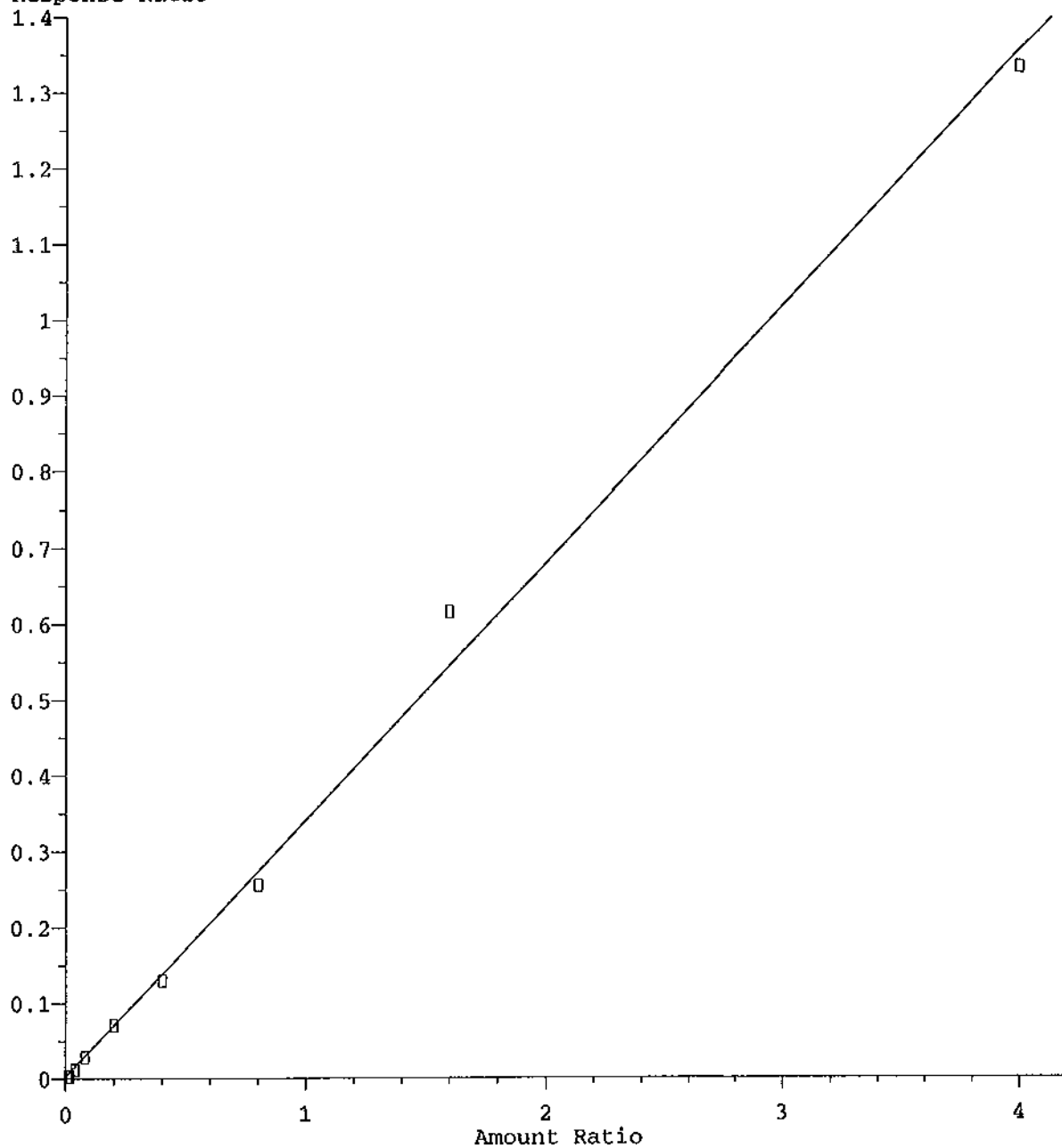


Resp Ratio = $5.66e-001 * Amt + 5.45e-002$
Coef of Det (r^2) = 0.995 Curve Fit: Linear

Method Name: M:\SWEETPEA\DATA\S111102\SALLW.M
Calibration Table Last Updated: Fri Nov 04 13:16:33 2011

Bromochloromethane

Response Ratio

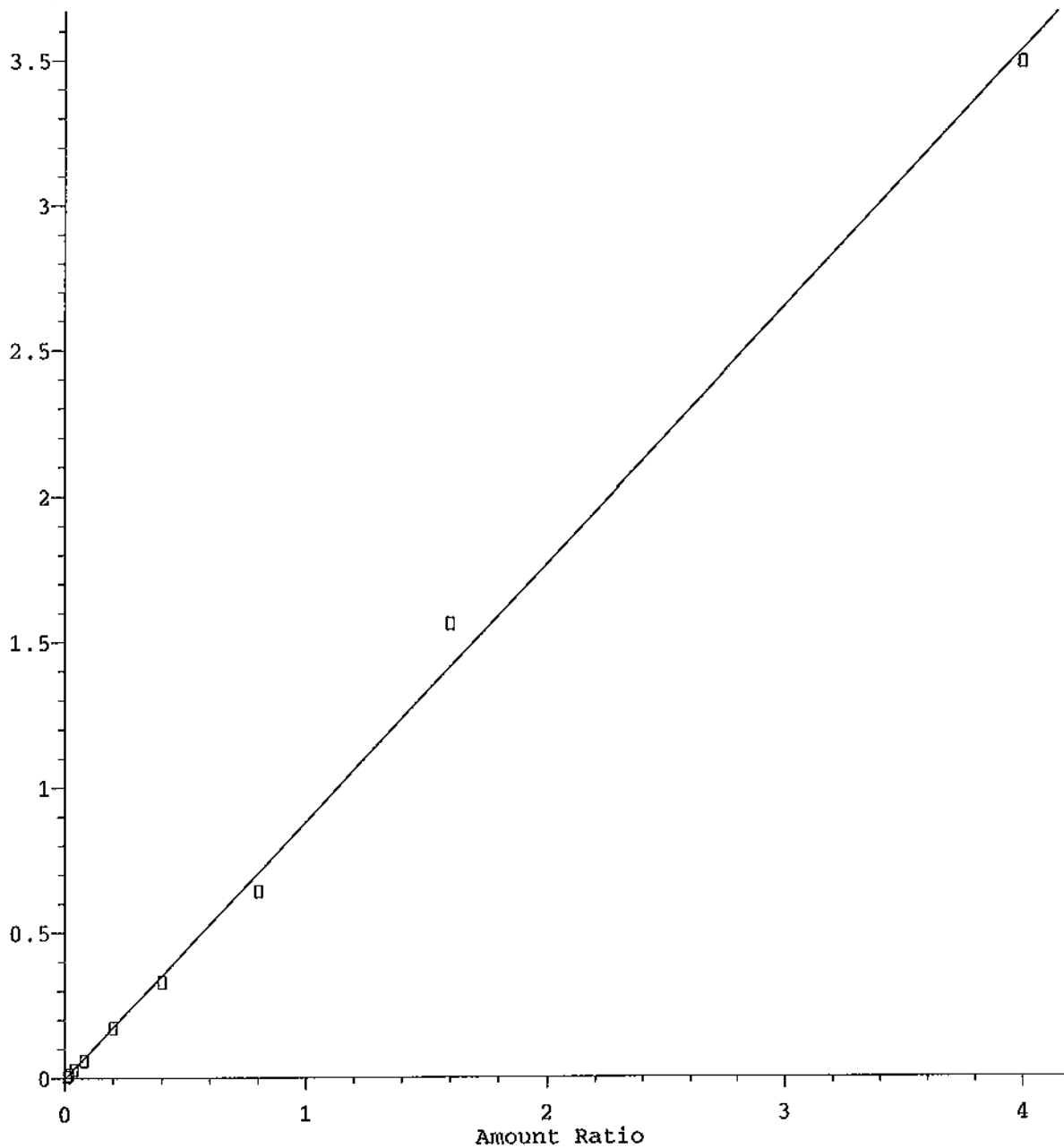


Resp Ratio = 3.39e-001 * Amt + 3.36e-003
Coef of Det (r^2) = 0.996 Curve Fit: Linear

Method Name: M:\SWEETPEA\DATA\S111102\SALLW.M
Calibration Table Last Updated: Fri Nov 04 13:16:33 2011

Carbon Tetrachloride

Response Ratio

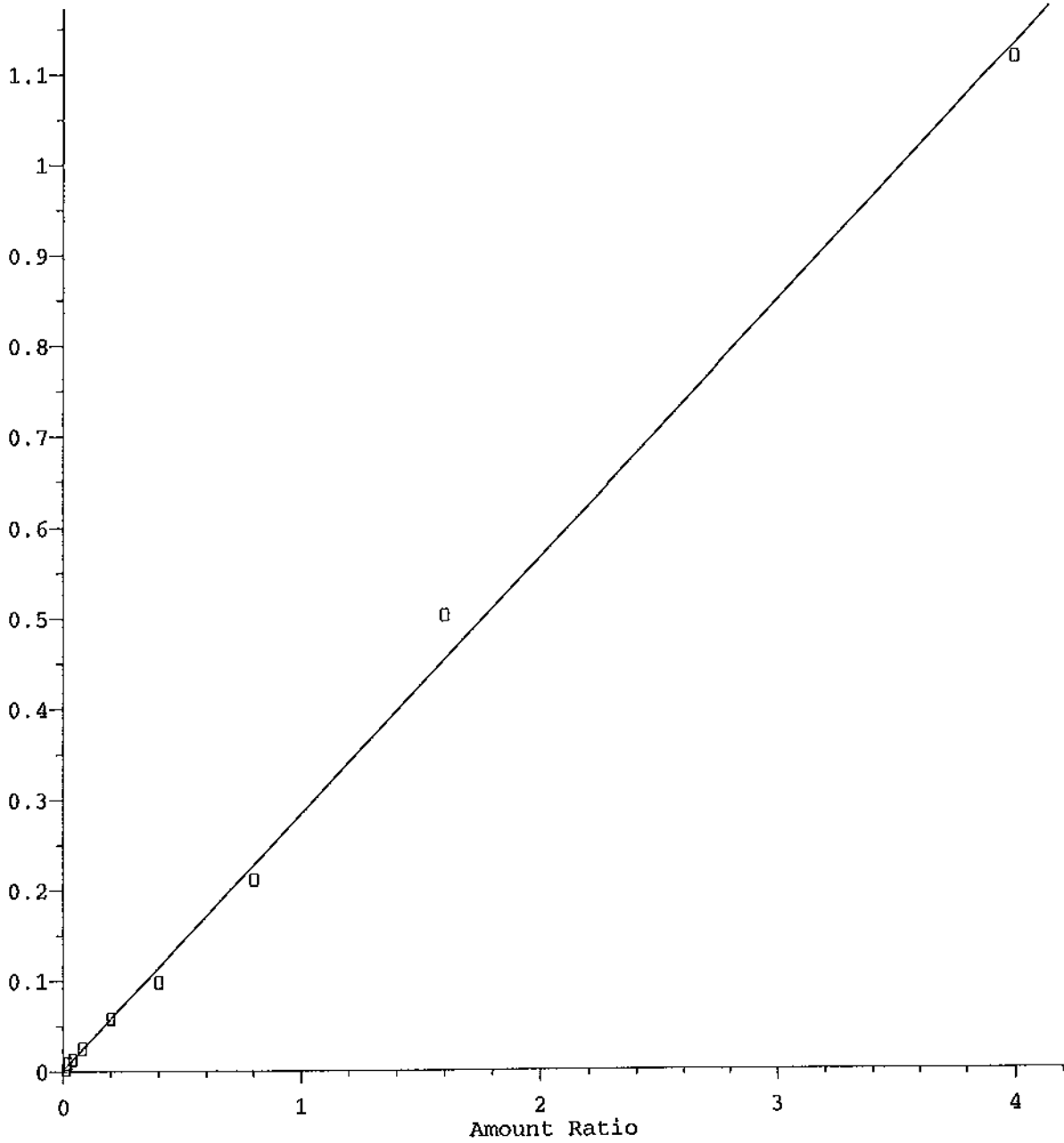


Resp Ratio = $8.86e-001 * Amt - 3.90e-003$
Coef of Det (r^2) = 0.997 Curve Fit: Linear

Method Name: M:\SWEETPEA\DATA\S111102\SALLW.M
Calibration Table Last Updated: Fri Nov 04 13:16:33 2011

MIBK (methyl isobutyl ketone)

Response Ratio

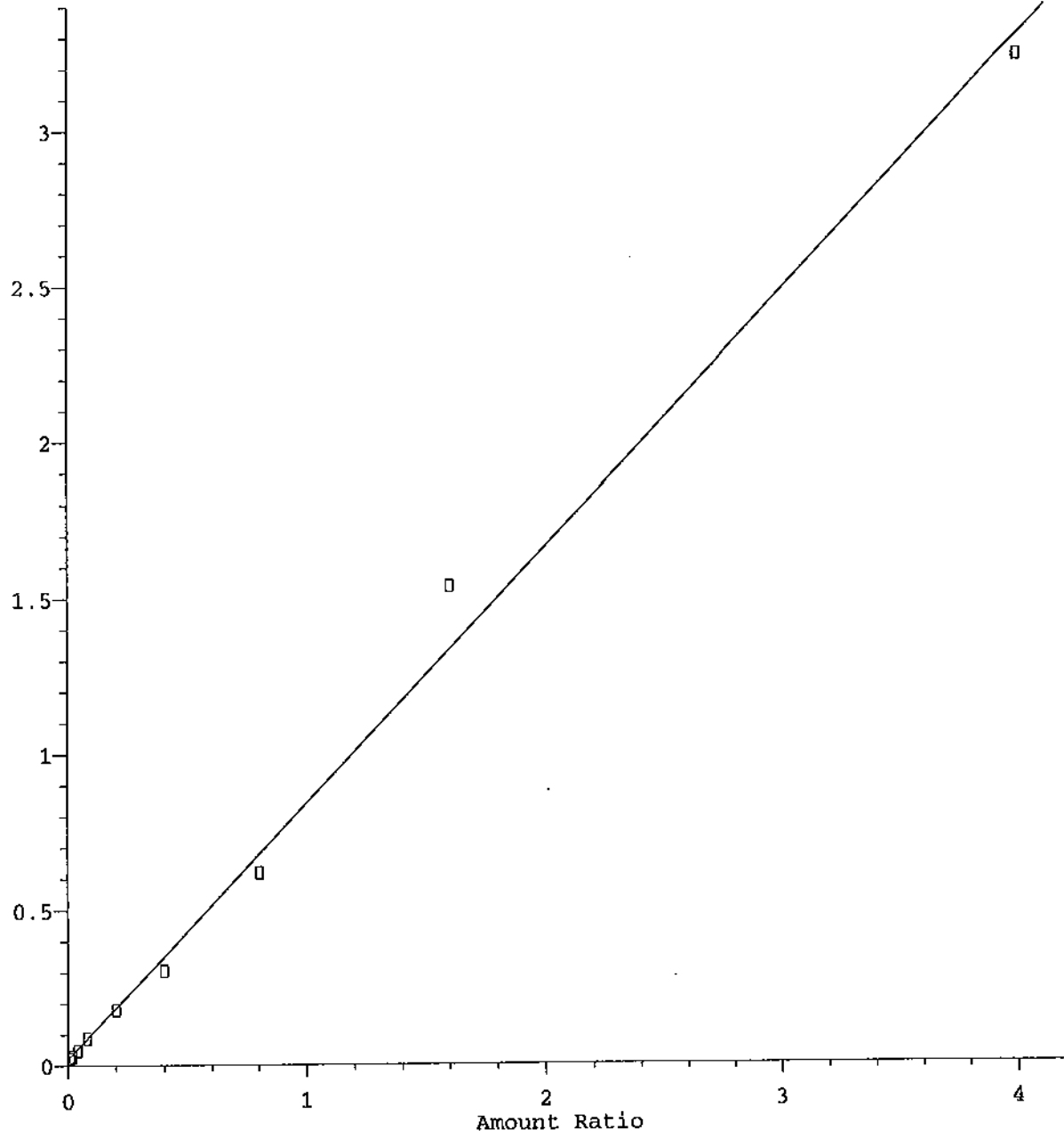


Resp Ratio = $2.82e-001 * Amt + 1.79e-003$
Coef of Det (r^2) = 0.997 Curve Fit: Linear

Method Name: M:\SWEETPEA\DATA\S111102\SALLW.M
Calibration Table Last Updated: Fri Nov 04 13:16:33 2011

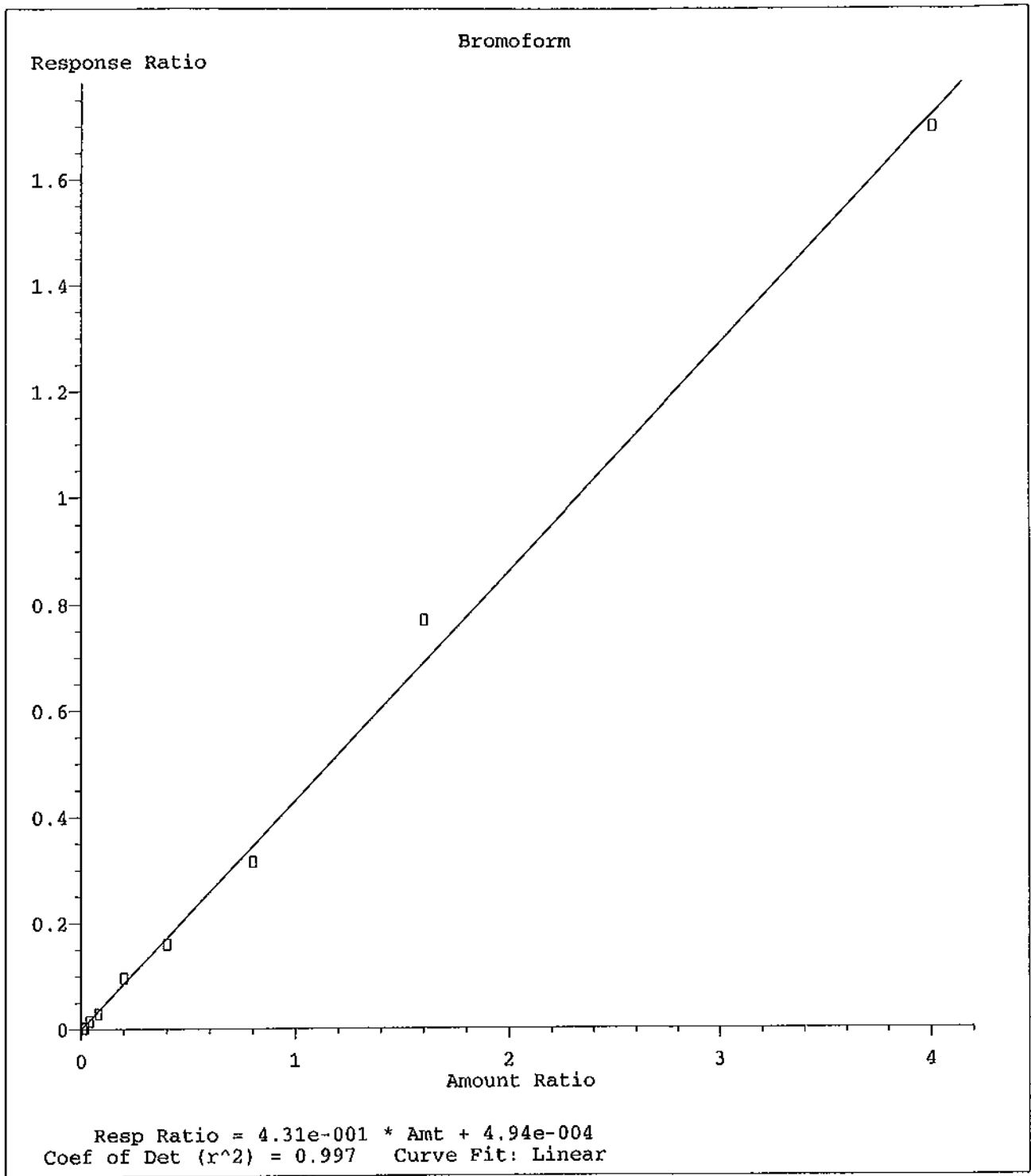
1,1,1,2-Tetrachloroethane

Response Ratio



Resp Ratio = $8.20e-001 * Amt + 2.23e-002$
Coef of Det (r^2) = 0.994 Curve Fit: Linear

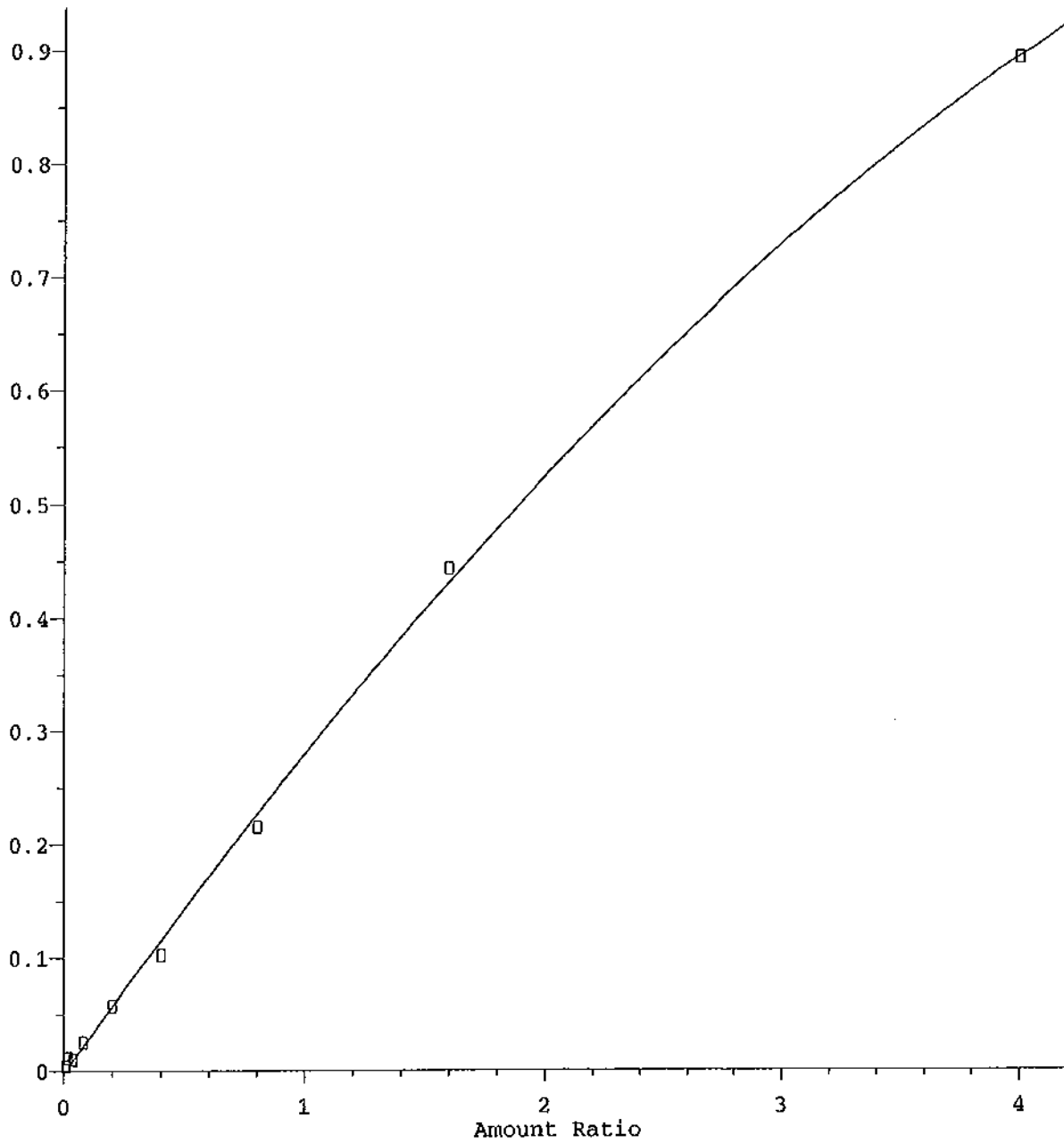
Method Name: M:\SWEETPEA\DATA\S111102\SALLW.M
Calibration Table Last Updated: Fri Nov 04 13:16:33 2011



Method Name: M:\SWEETPEA\DATA\S111102\SALLW.M
Calibration Table Last Updated: Fri Nov 04 13:16:33 2011

1,1,2,2-Tetrachloroethane

Response Ratio

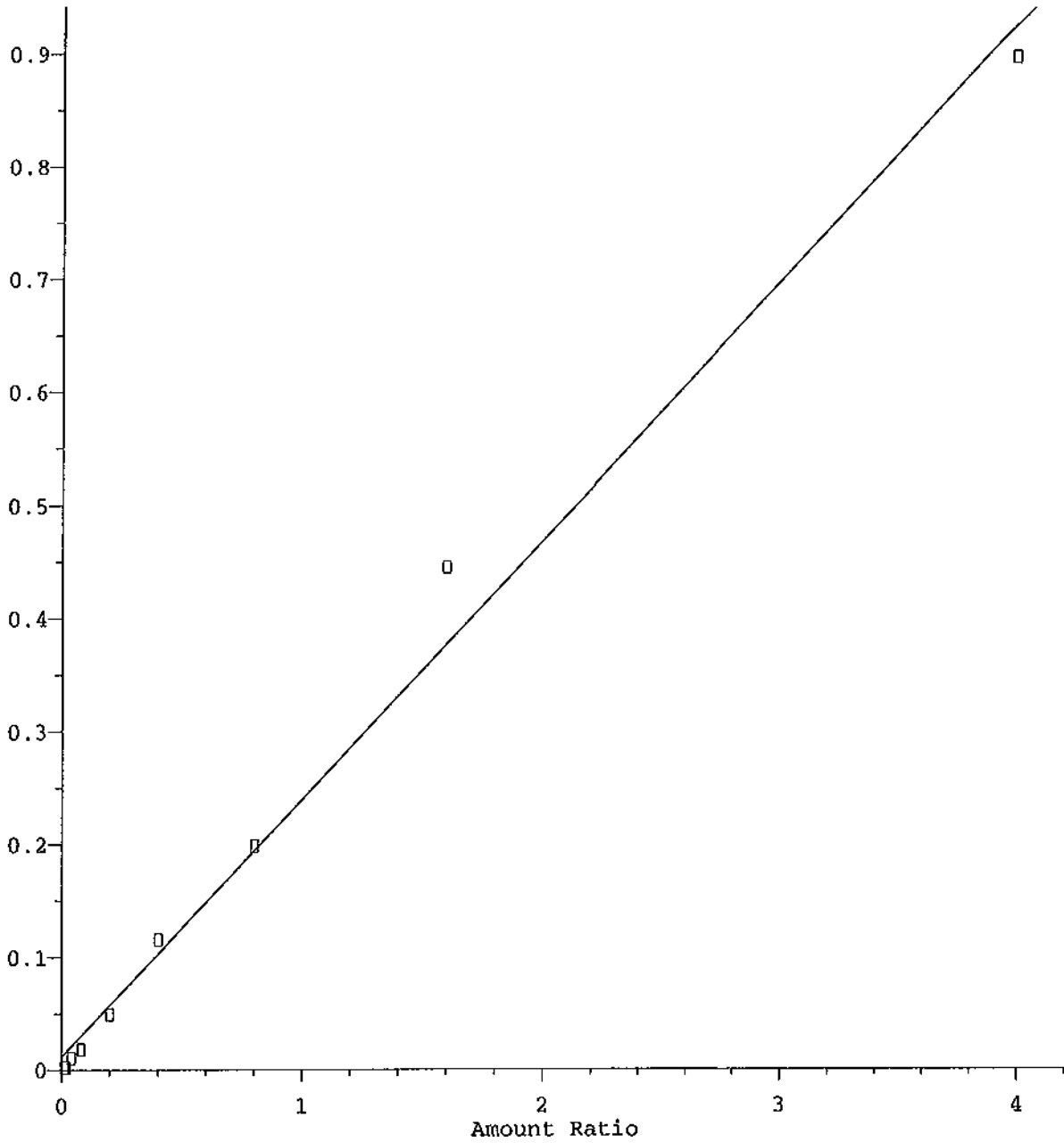


$R = -1.93e-002 A^2 + 3.02e-001 A - 2.23e-003$
Curve Fit: Quadratic

Method Name: M:\SWEETPEA\DATA\S111102\SALLW.M
Calibration Table Last Updated: Fri Nov 04 13:16:33 2011

1,2,3-Trichloropropane

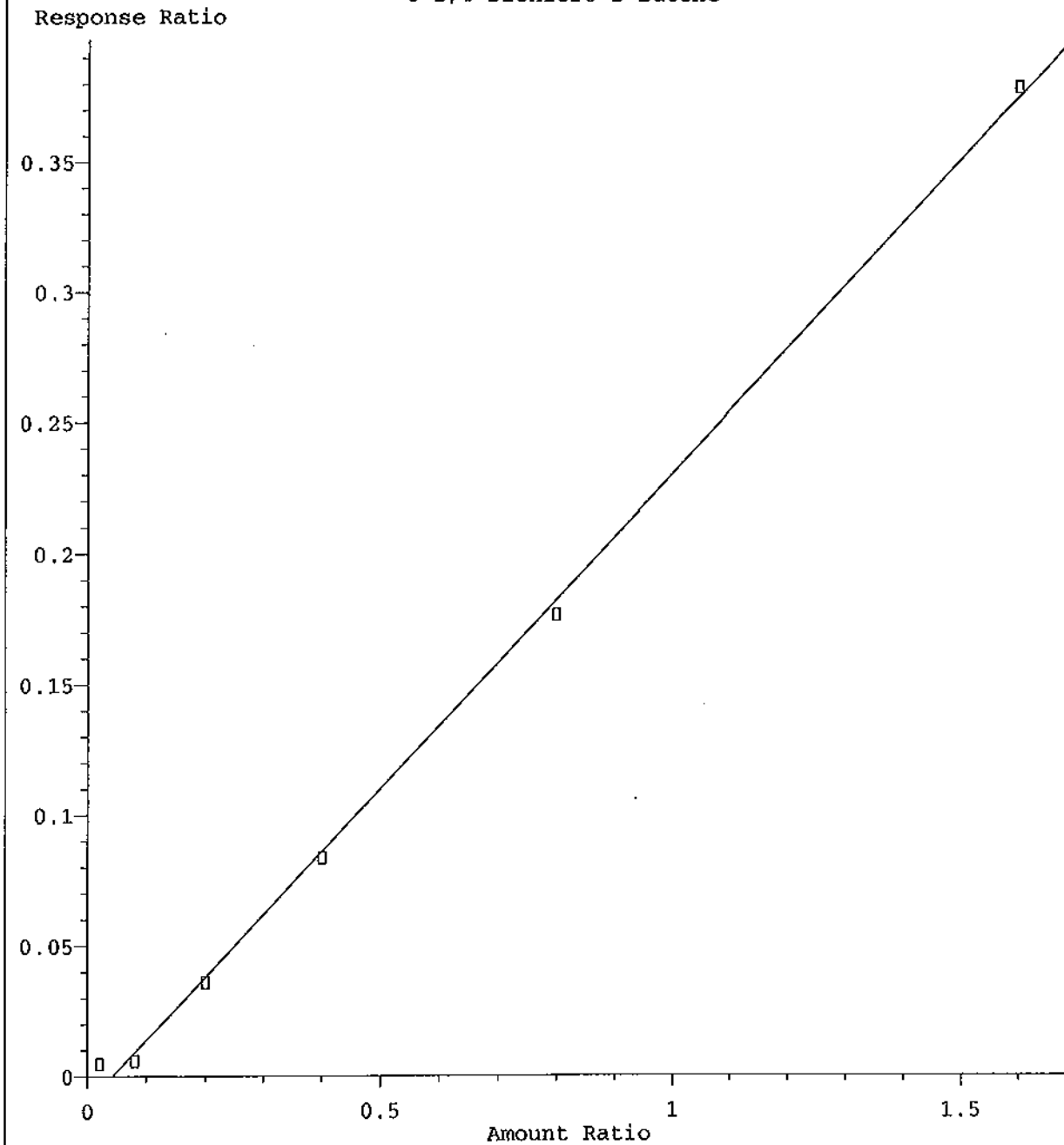
Response Ratio



Resp Ratio = 2.29e-001 * Amt + 1.16e-002
Coef of Det (r^2) = 0.991 Curve Fit: Linear

Method Name: M:\SWEETPEA\DATA\S111102\SALLW.M
Calibration Table Last Updated: Fri Nov 04 13:16:33 2011

t-1,4-Dichloro-2-Butene

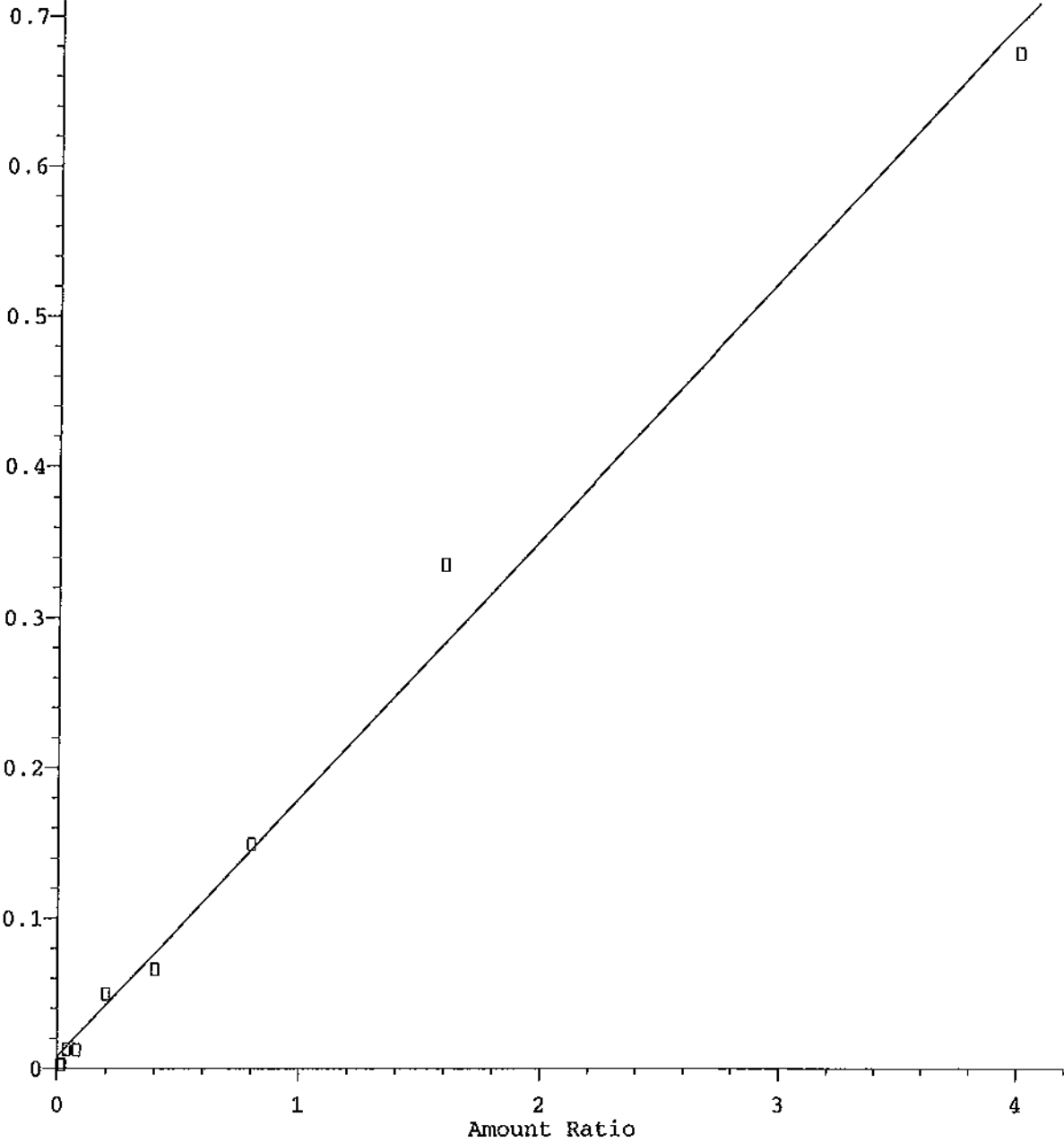


Resp Ratio = 2.40e-001 * Amt - 9.99e-003
Coef of Det (r^2) = 0.998 Curve Fit: Linear

Method Name: M:\SWEETPEA\DATA\S111102\SALLW.M
Calibration Table Last Updated: Fri Nov 04 13:16:33 2011

1,2-Dibromo-3-chloropropane

Response Ratio



Resp Ratio = 1.72e-001 * Amt + 8.44e-003
Coef of Det (r^2) = 0.991 Curve Fit: Linear

Method Name: M:\SWEETPEA\DATA\S111102\SALLW.M
Calibration Table Last Updated: Fri Nov 04 13:16:33 2011

VOLATILE ORGANIC ANALYSIS BY
EPA METHOD 8260B

Form 7

Second Source Calibration

Lab Name: APPL, Inc.

SDG No: _____

Case No: _____

Date Analyzed: 4 Nov 11 3:18

Matrix: Water

Instrument: Sweetpea

Initial Cal. Date: 11/2/2011

Data File: 1103S20W.D

	Compound	MEAN	CCRF	%D	%Drift
1	I Fluorobenzene (IS)	ISTD			I
2	TM Dichlorodifluoromethane	0.6208	0.5321	14	TM
3	TM Freon 114	0.5324	0.5088	4.4	TM
4	TM**L Chloromethane	1.010	0.7276	28	TM**L 16
5	TM* Vinyl chloride	0.2667	0.2451	8.1	TM*
6	TML Bromomethane	0.8156	0.4917	40	TML 16
7	TML Chloroethane	0.4444	0.4270	3.9	TML 6.0
8	TM Dichlorofluoromethane	1.338	1.356	1.3	TM
9	TM Trichlorofluoromethane	0.8081	0.7313	9.5	TM
10	TM Acrolein	0.0061	0.0053	13	TM
11	TML Acetone	0.1860	0.0850	54	TML 17
12	TM Freon-113	0.5933	0.5695	4.0	TM
13	TM* 1,1-DCE	0.6802	0.5716	16	TM*
14	TM t-Butanol	0.0212	0.0165	22	TM
15	TML Methyl Acetate	0.3007	0.3019	0.40	TML 4.4
16	TML Iodomethane	0.7953	0.8636	8.6	TML 18
17	TML Acrylonitrile	0.1236	0.1077	13	TML 8.7
18	TML Methylene chloride	1.750	0.6391	63	TML 11
19	TM Carbon disulfide	2.259	1.970	13	TM
20	TM Methyl t-butyl ether (MtBE)	1.137	1.006	12	TM
21	TM Trans-1,2-DCE	0.7920	0.7266	8.3	TM
22	TM Diisopropyl Ether	1.994	1.947	2.4	TM
23	TM** 1,1-DCA	1.202	1.163	3.3	TM**
24	TM Vinyl Acetate	1.203	1.210	0.59	TM
25	TM Ethyl tert Butyl Ether	1.327	1.261	4.9	TM
26	TM MEK (2-Butanone)	0.2738	0.2185	20	TM
27	TM Cis-1,2-DCE	0.8088	0.7600	6.0	TM
28	TM 2,2-Dichloropropane	0.8779	0.8817	0.43	TM
29	TM* Chloroform	1.096	1.091	0.48	TM*
30	TML Bromochloromethane	0.3009	0.3182	5.7	TML 8.5
31	S Dibromofluoromethane(S)	0.7192	0.7462	3.8	S
32	TM 1,1,1-TCA	0.9317	0.8787	5.7	TM
33	TM Cyclohexane	0.9377	0.8914	4.9	TM
34	TM 1,1-Dichloropropene	0.8872	0.7817	12	TM
35	TM 2,2,4-Trimethylpentane	1.671	1.436	14	TM
36	S 1,2-DCA-D4(S)	0.5293	0.5388	1.8	S
37	TML Carbon Tetrachloride	0.7501	0.7734	3.1	TML 12
38	TM Tert Amyl Methyl Ether	1.271	1.051	17	TM
39	TM 1,2-DCA	0.5926	0.5905	0.35	TM
40	TM Benzene	2.949	2.584	12	TM

* NT
KRS 12/7/11

Average

11.7

VOLATILE ORGANIC ANALYSIS BY
EPA METHOD 8260B

Form 7

Second Source Calibration

Lab Name: APPL, Inc.
Case No: _____
Matrix: Water

SDG No: _____
Date Analyzed: 4 Nov 11 3:18
Instrument: Sweetpea
Cal. Date: 11/2/2011
Data File: 1103S20W.D

		Compound	MEAN	CCRF	%D	%Drift
41	TM	TCE	0.6361	0.6211	2.4	TM
42	TM	2-Pentanone	0.2277	0.2213	2.8	TM
43	TM*	1,2-Dichloropropane	0.6382	0.6183	3.1	TM*
44	TM	Bromodichloromethane	0.8133	0.7733	4.9	TM
45	TM	Methyl Cyclohexane	0.8341	0.7844	5.9	TM
46	TM	Dibromomethane	0.3306	0.3298	0.25	TM
47	TM	2-Chloroethyl vinyl ether	0.6636	0.6927	4.4	TM
48	TML	MIBK (methyl isobutyl ketone)	0.2956	0.2694	8.9	TML 6.1
49	TM	1-Bromo-2-chloroethane	0.6636	0.6927	4.4	TM
50	TM	Cis-1,3-Dichloropropene	0.9534	0.9032	5.3	TM
51	TM*	Toluene	2.819	2.452	6.4	TM*
52	TM	Trans-1,3-Dichloropropene	0.7183	0.7018	2.3	TM
53	TM	1,1,2-TCA	0.3497	0.3527	0.87	TM
54	TM	2-Hexanone	0.1754	0.1867	6.5	TM
55	I	Chlorobenzene-D5 (IS)	ISTD			I
56	S	Toluene-D8(S)	2.648	2.671	0.87	S
57	TM	1,2-EDB	0.5146	0.5405	5.0	TM
58	TM	Tetrachloroethene	0.7679	0.7183	6.5	TM
59	TM	1-Chlorohexane	1.217	1.059	13	TM
60	TML	1,1,1,2-Tetrachloroethane	1.096	0.8224	25	TML 6.5
61	TM	m&p-Xylene	1.598	1.572	1.6	TM
62	TM	o-Xylene	1.503	1.487	1.1	TM
63	TM	Styrene	2.507	2.448	2.4	TM
64	S	4-Bromofluorobenzene(S)	1.011	1.027	1.6	S
65	TM	1,3-Dichloropropane	0.8973	0.8911	0.69	TM
66	TM	Dibromochloromethane	0.7135	0.7511	5.3	TM
67	TM**	Chlorobenzene	2.276	2.178	4.3	TM**
68	TM*	Ethylbenzene	3.759	3.465	7.8	TM*
69	TM**L	Bromoform	0.3486	0.4368	25	TM**L 1.2
70	I	1,4-Dichlorobenzene-D (IS)	ISTD			I
71	TM	Isopropylbenzene	6.545	6.112	6.6	TM
72	TM**Q	1,1,2,2-Tetrachloroethane	0.3110	0.2416	22	TM**Q 16
73	TML	1,2,3-Trichloropropane	0.2302	0.2471	7.3	TML 4.8
74	TML	t-1,4-Dichloro-2-Butene	0.1930	0.2033	5.4	TML 5.0
75	TM	Bromobenzene	1.960	1.681	15	TM
76	TM	n-Propylbenzene	8.047	7.643	5.0	TM
77	TM	4-Ethyltoluene	5.463	4.947	9.5	TM
78	TM	2-Chlorotoluene	5.742	5.189	9.6	TM
79	TM	1,3,5-Trimethylbenzene	5.400	5.164	4.4	TM
80	TM	4-Chlorotoluene	4.901	4.745	3.2	TM

Average

6.5

VOLATILE ORGANIC ANALYSIS BY
EPA METHOD 8260B

Form 7

Second Source Calibration

Lab Name: APPL, Inc.
Case No: _____
Matrix: Water

SDG No: _____
Date Analyzed: 4 Nov 11 3:18
Instrument: Sweetpea
Cal. Date: 11/2/2011
Data File: 1103S20W.D

		Compound	MEAN	CCRF	%D	%Drift
81	TM	Tert-Butylbenzene	6.082	5.379	12	TM
82	TM	1,2,4-Trimethylbenzene	5.297	5.248	0.93	TM
83	TM	Sec-Butylbenzene	7.341	6.819	7.1	TM
84	TM	p-Isopropyltoluene	6.316	5.531	12	TM
85	TM	Benzyl Chloride	0.5844	0.5831	0.22	TM
86	TM	1,3-DCB	3.592	3.414	5.0	TM
87	TM	1,4-DCB	3.579	3.422	4.4	TM
88	TM	n-Butylbenzene	5.121	4.635	9.5	TM
89	TM	1,2-DCB	3.105	3.123	0.60	TM
90	TM	Hexachloroethane	1.418	1.285	9.4	TM
91	TML	1,2-Dibromo-3-chloropropane	0.1958	0.1955	0.17	TML 1.4
92	TM	1,2,4-Trichlorobenzene	1.846	1.698	8.0	TM
93	TM	Hexachlorobutadiene	1.111	1.068	3.9	TM
94	TM	Naphthalene	2.866	2.650	7.5	TM
95	TM	1,2,3-Trichlorobenzene	1.606	1.531	4.7	TM
96						
97						
98						
99						
100						
101						
102						
103						
104						
105						
106						
107						
108						
109						
110						
111						
112						
113						
114						
115						
116						
117						
118						
119						
120						

Average

5.7

Data File : M:\SWEETPEA\DATA\S111102\1103S20W.D
 Acq On : 4 Nov 11 3:18
 Sample : 111103B LCS-1WS
 Misc : Water 10mL w/IS:10-28-11

Vial: 20
 Operator: DG
 Inst : Sweetpea
 Multiplr: 1.00

Quant Time: Nov 4 13:18 2011

Quant Results File: SALLW.RES

Quant Method : M:\SWEETPEA\DATA\S111102\SALLW.M (RTE Integrator)
 Title : METHOD 8260
 Last Update : Fri Nov 04 13:16:33 2011
 Response via : Initial Calibration
 DataAcq Meth : V8260

Internal Standards	R.T.	QIon	Response	Conc	Units	Dev(Min)
1) Fluorobenzene (IS)	9.81	96	85176	25.00000	ppb	0.03
55) Chlorobenzene-D5 (IS)	14.84	117	65328	25.00000	ppb	0.02
70) 1,4-Dichlorobenzene-D (IS)	18.93	152	35424	25.00000	ppb	0.02
System Monitoring Compounds						
31) Dibromofluoromethane(S)	8.43	111	69455	28.34678	ppb	0.02
Spiked Amount 27.321			Recovery = 103.757%			
36) 1,2-DCA-D4(S)	9.21	65	51901	28.78257	ppb	0.03
Spiked Amount 28.271			Recovery = 101.811%			
56) Toluene-D8(S)	12.40	98	204443	29.54216	ppb	0.03
Spiked Amount 29.287			Recovery = 100.871%			
64) 4-Bromofluorobenzene(S)	16.89	95	73644	27.88490	ppb	0.02
Spiked Amount 27.437			Recovery = 101.634%			
Target Compounds						
2) Dichlorodifluoromethane	2.48	85	18129	8.57103	ppb	99
3) Freon 114	2.63	85	17335	9.55674	ppb	94
4) Chloromethane	2.75	50	24789	8.41921	ppb	85
5) Vinyl chloride	2.90	62	8352	9.19200	ppb	99
6) Bromomethane	3.47	94	16752	8.36630	ppb	# 71
7) Chloroethane	3.60	64	14548	10.60189	ppb	91
8) Dichlorofluoromethane	3.67	67	46190	10.12949	ppb	99
9) Trichlorofluoromethane	4.05	101	24914	9.04872	ppb	# 75
10) Acrolein	4.56	56	2277	109.27359	ppb	# 85
11) Acetone	4.70	43	2897	8.26618	ppb	92
12) Freon-113	4.82	101	19404	9.59888	ppb	89
13) 1,1-DCE	4.98	96	19473	8.40302	ppb	88
14) t-Butanol	5.10	59	7006	97.11027	ppb	97
15) Methyl Acetate	5.45	43	10285	10.44319	ppb	# 73
16) Iodomethane	5.37	142	29423	8.17674	ppb	91
17) Acrylonitrile	5.79	53	3671	9.13170	ppb	98
18) Methylene chloride	5.68	84	21773	8.87923	ppb	92
19) Carbon disulfide	5.69	76	67128	8.72380	ppb	98
20) Methyl t-butyl ether (MtBE)	6.09	73	34240	8.84164	ppb	# 94
21) Trans-1,2-DCE	6.23	96	24757	9.17452	ppb	85
22) Diisopropyl Ether	6.91	45	66329	9.76407	ppb	94
23) 1,1-DCA	6.89	63	39624	9.67180	ppb	94
24) Vinyl Acetate	6.92	43	41236	10.05920	ppb	# 96
25) Ethyl tert Butyl Ether	7.56	59	42973	9.50806	ppb	95
26) MEK (2-Butanone)	7.56	43	7446	7.98212	ppb	# 69
27) Cis-1,2-DCE	7.85	96	25893	9.39688	ppb	88
28) 2,2-Dichloropropane	7.84	77	30039	10.04250	ppb	100
29) Chloroform	8.11	83	37175	9.95233	ppb	89
30) Bromochloromethane	8.32	128	10842	9.14998	ppb	# 77
32) 1,1,1-TCA	8.82	97	29937	9.43093	ppb	96
33) Cyclohexane	8.94	56	30370	9.50654	ppb	85
34) 1,1-Dichloropropene	9.08	75	26632	8.81070	ppb	85
35) 2,2,4-Trimethylpentane	9.20	57	48914	8.59202	ppb	# 79
37) Carbon Tetrachloride	9.24	117	26349	8.84245	ppb	94
38) Tert Amyl Methyl Ether	9.38	73	35816	8.26807	ppb	# 91
39) 1,2-DCA	9.36	62	20119	9.96506	ppb	# 88
40) Benzene	9.45	78	88024	8.76099	ppb	93
41) TCE	10.48	95	21162	9.76459	ppb	95
42) 2-Pentanone	10.23	43	94262	121.49535	ppb	99

Algorithm Check: (18129)(85) (65176)(101) = 8.57103001102 ✓
 Qvalue ARS 11/7/11

Data File : M:\SWEETPEA\DATA\S111102\1103S20W.D
 Acq On : 4 Nov 11 3:18
 Sample : 111103B LCS-1WS
 Misc : Water 10mL w/IS:10-28-11

Vial: 20
 Operator: DG
 Inst : Sweetpea
 Multiplr: 1.00

Quant Time: Nov 4 13:18 2011

Quant Results File: SALLW.RES

Quant Method : M:\SWEETPEA\DATA\S111102\SALLW.M (RTE Integrator)
 Title : METHOD 8260
 Last Update : Fri Nov 04 13:16:33 2011
 Response via : Initial Calibration
 DataAcq Meth : V8260

Compound	R.T.	QIon	Response	Conc	Unit	Qvalue
43) 1,2-Dichloropropane	10.70	63	21065	9.68817	ppb	98
44) Bromodichloromethane	11.04	83	26345	9.50756	ppb	93
45) Methyl Cyclohexane	10.73	83	26726	9.40511	ppb	74
46) Dibromomethane	11.07	93	11237	9.97542	ppb	87
47) 2-Chloroethyl vinyl ether	11.77	63	23601	10.43938	ppb #	91
48) MIBK (methyl isobutyl ket	11.68	43	9179	9.38538	ppb	96
49) 1-Bromo-2-chloroethane	11.77	63	23601	10.43938	ppb	91
50) Cis-1,3-Dichloropropene	11.94	75	30773	9.47347	ppb	98
51) Toluene	12.52	91	83541	9.36149	ppb	97
52) Trans-1,3-Dichloropropene	12.74	75	23909	9.76917	ppb #	73
53) 1,1,2-TCA	12.99	83	12018	10.08670	ppb	92
54) 2-Hexanone	13.09	43	6362	10.64755	ppb #	83
57) 1,2-EDB	14.14	107	14124	10.50246	ppb #	95
58) Tetrachloroethene	13.62	164	18771	9.35444	ppb	92
59) 1-Chlorohexane	14.62	91	27669	8.70158	ppb	100
60) 1,1,1,2-Tetrachloroethane	14.98	131	21491	9.34831	ppb	69
61) m&p-Xylene	15.21	106	82162	19.67004	ppb	93
62) o-Xylene	15.91	106	38847	9.88923	ppb	97
63) Styrene	15.94	104	63962	9.76173	ppb #	84
65) 1,3-Dichloropropane	13.39	76	23286	9.93056	ppb	85
66) Dibromochloromethane	13.80	129	19627	10.52698	ppb	94
67) Chlorobenzene	14.91	112	56911	9.56938	ppb	95
68) Ethylbenzene	15.05	91	90551	9.21967	ppb	92
69) Bromoform	16.36	173	11413	10.11591	ppb	82
71) Isopropylbenzene	16.55	105	86600	9.33841	ppb	95
72) 1,1,2,2-Tetrachloroethane	16.72	85	3423	8.36799	ppb #	95
73) 1,2,3-Trichloropropane	16.96	110	3501	9.53726	ppb #	78
74) t-1,4-Dichloro-2-Butene	17.07	53	2881	9.49774	ppb	90
75) Bromobenzene	17.19	156	23540	8.47460	ppb #	52
76) n-Propylbenzene	17.24	91	108296	9.49784	ppb	98
77) 4-Ethyltoluene	17.44	105	70094	9.05488	ppb	96
78) 2-Chlorotoluene	17.47	91	73533	9.03838	ppb	92
79) 1,3,5-Trimethylbenzene	17.52	105	73177	9.56389	ppb	98
80) 4-Chlorotoluene	17.57	91	67235	9.68110	ppb	94
81) Tert-Butylbenzene	18.13	119	76216	8.84428	ppb	99
82) 1,2,4-Trimethylbenzene	18.19	105	74360	9.90695	ppb	87
83) Sec-Butylbenzene	18.52	105	96624	9.28966	ppb	98
84) p-Isopropyltoluene	18.76	119	78366	8.75640	ppb	98
85) Benzyl Chloride	19.13	91	8262	9.97768	ppb	92
86) 1,3-DCB	18.82	146	48376	9.50457	ppb	99
87) 1,4-DCB	18.99	146	48492	9.56242	ppb	90
88) n-Butylbenzene	19.46	91	65676	9.05063	ppb	93
89) 1,2-DCB	19.61	146	44258	10.05977	ppb	91
90) Hexachloroethane	20.28	117	18210	9.06344	ppb	93
91) 1,2-Dibromo-3-chloropropan	20.90	157	2770	10.13636	ppb	90
92) 1,2,4-Trichlorobenzene	22.55	180	24061	9.19812	ppb #	95
93) Hexachlorobutadiene	22.88	225	15130	9.61418	ppb #	80
94) Naphthalene	22.92	128	37553	9.24580	ppb	94
95) 1,2,3-Trichlorobenzene	23.34	180	21695	9.53407	ppb	93

(#) = qualifier out of range (m) = manual integration
 1103S20W.D SALLW.M Fri Nov 04 13:19:38 2011

Quantitation Report

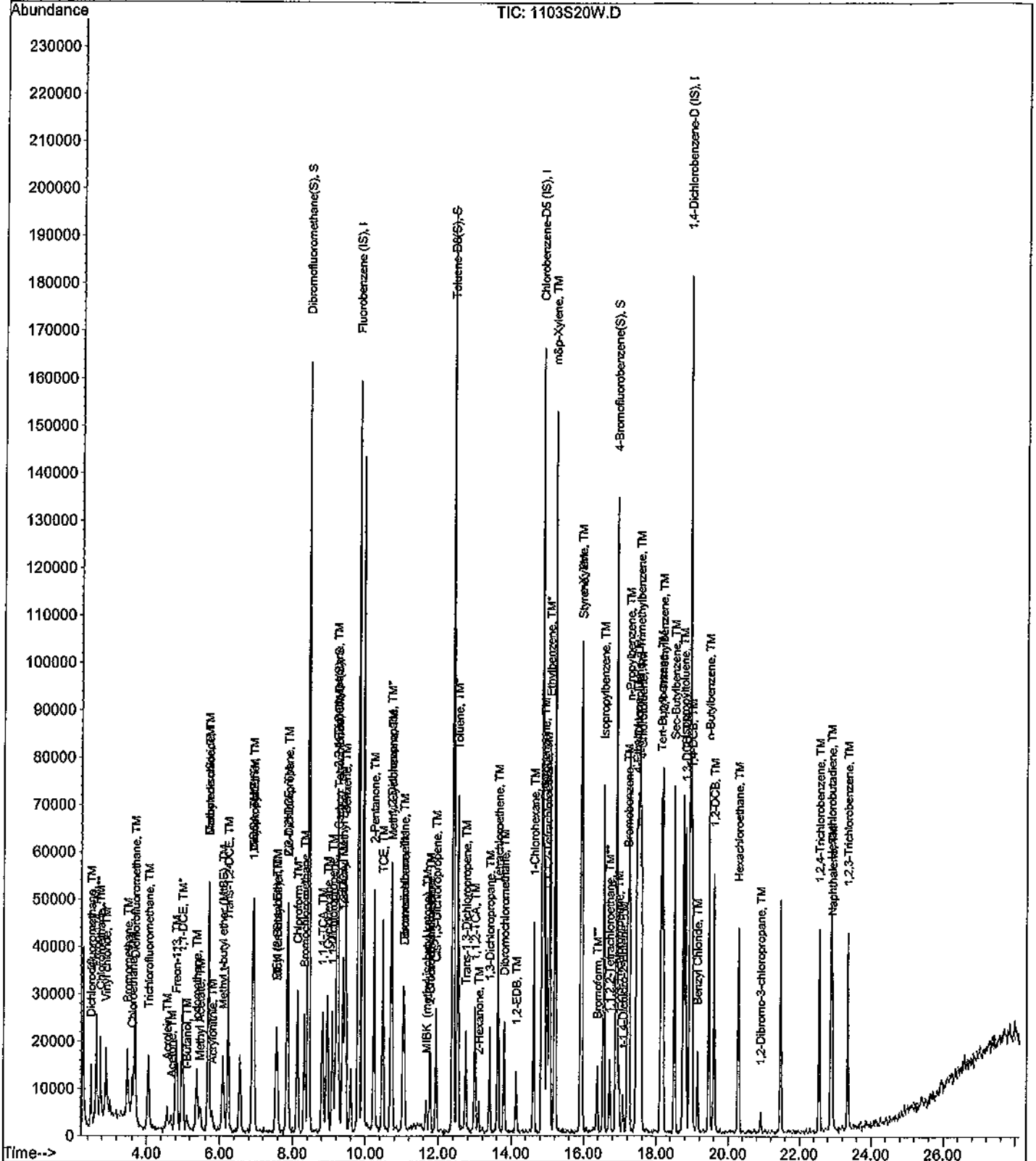
Data File : M:\SWEETPEA\DATA\S111102\1103S20W.D
Acq On : 4 Nov 11 3:18
Sample : 111103B LCS-1WS
Misc : Water 10mL w/IS:10-28-11

Vial: 20
Operator: DG
Inst : Sweetpea
Multiplr: 1.00

Quant Time: Nov 4 13:18 2011

Quant Results File: SALLW.RES

Method : M:\SWEETPEA\DATA\S111102\SALLW.M (RTE Integrator)
Title : METHOD 8260
Last Update : Fri Nov 04 13:16:33 2011
Response via : Initial Calibration



VOLATILE ORGANIC ANALYSIS BY
EPA METHOD 8260B

Form 7
Continuing Calibration

Lab Name: APPL, Inc.
Case No: _____
Matrix: _____

SDG No: _____
Date Analyzed: 4 Nov 11 14:39
Instrument: Sweetpea
Initial Cal. Date: 11/02/11
Data File: 1104S03W.D

		Compound	MEAN	CCRF	%D	%Drift
1	I	Fluorobenzene (IS)	ISTD			I
2	TM	Dichlorodifluoromethane	0.6208	0.5396	13	TM
3	TM	Freon 114	0.5324	0.4928	7.4	TM
4	TM**L	Chloromethane	1.010	0.7202	29	TM**L 17
5	TM*	Vinyl chloride	0.2667	0.2544	4.6	TM*
6	TML	Bromomethane	0.8156	0.5150	37	TML 12
7	TML	Chloroethane	0.4444	0.3848	13	TML 4.8
8	TM	Dichlorofluoromethane	1.338	1.187	11	TM
9	TM	Trichlorofluoromethane	0.8081	0.7610	5.8	TM
10	TM	Acrolein	0.0061	0.0059	4.0	TM
11	TML	Acetone	0.1860	0.0925	50	TML 8.1
12	TM	Freon-113	0.5933	0.5191	13	TM
13	TM*	1,1-DCE	0.6802	0.5910	13	TM*
14	TM	t-Butanol	0.0212	0.0232	9.5	TM
15	TML	Methyl Acetate	0.3007	0.2719	9.6	TML 5.9
16	TML	Iodomethane	0.7953	0.8259	3.8	TML 21
17	TML	Acrylonitrile	0.1236	0.1154	6.6	TML 2.1
18	TML	Methylene chloride	1.750	0.6659	62	TML 6.5
19	TM	Carbon disulfide	2.259	1.983	12	TM
20	TM	Methyl t-butyl ether (MtBE)	1.137	1.000	12	TM
21	TM	Trans-1,2-DCE	0.7920	0.6847	14	TM
22	TM	Diisopropyl Ether	1.994	2.086	4.6	TM
23	TM**	1,1-DCA	1.202	1.153	4.1	TM**
24	TM	Vinyl Acetate	1.203	1.343	12	TM
25	TM	Ethyl tert Butyl Ether	1.327	1.344	1.3	TM
26	TM	MEK (2-Butanone)	0.2738	0.2433	11	TM
27	TM	Cis-1,2-DCE	0.8088	0.7619	5.8	TM
28	TM	2,2-Dichloropropane	0.8779	0.9171	4.5	TM
29	TM*	Chloroform	1.096	1.092	0.36	TM*
30	TML	Bromochloromethane	0.3009	0.3076	2.2	TML 12
31	S	Dibromofluoromethane(S)	0.7192	0.7888	9.7	S
32	TM	1,1,1-TCA	0.9317	0.9043	2.9	TM
33	TM	Cyclohexane	0.9377	0.8867	5.4	TM
34	TM	1,1-Dichloropropene	0.8872	0.7999	9.8	TM
35	TM	2,2,4-Trimethylpentane	1.671	1.539	7.9	TM
36	S	1,2-DCA-D4(S)	0.5293	0.6150	16	S
37	TML	Carbon Tetrachloride	0.7501	0.7833	4.4	TML 10
38	TM	Tert Amyl Methyl Ether	1.271	1.226	3.5	TM
39	TM	1,2-DCA	0.5926	0.6096	2.9	TM
40	TM	Benzene	2.949	2.789	5.4	TM

* NTARS
12/17/11

Average

11.4

VOLATILE ORGANIC ANALYSIS BY
EPA METHOD 8260B

Form 7

Continuing Calibration

Lab Name: APPL, Inc.
Case No: _____
Matrix: 0

SDG No: _____
Date Analyzed: 4 Nov 11 14:39
Instrument: Sweetpea
Cal. Date: 11/02/11
Data File: 1104S03W.D

		Compound	MEAN	CCRF	%D	%Drift
41	TM	TCE	0.6361	0.6466	1.7	TM
42	TM	2-Pentanone	0.2277	0.2404	5.6	TM
43	TM*	1,2-Dichloropropane	0.6382	0.6463	1.3	TM*
44	TM	Bromodichloromethane	0.8133	0.7911	2.7	TM
45	TM	Methyl Cyclohexane	0.8341	0.8316	0.29	TM
46	TM	Dibromomethane	0.3306	0.3480	5.2	TM
47	TM	2-Chloroethyl vinyl ether	0.6636	0.7021	5.8	TM
48	TML	MIBK (methyl isobutyl ketone)	0.2956	0.3009	1.8	TML 5.0
49	TM	1-Bromo-2-chloroethane	0.6636	0.7021	5.8	TM
50	TM	Cis-1,3-Dichloropropene	0.9534	0.9530	0.04	TM
51	TM*	Toluene	2.619	2.466	5.9	TM*
52	TM	Trans-1,3-Dichloropropene	0.7183	0.7125	0.81	TM
53	TM	1,1,2-TCA	0.3497	0.3486	0.31	TM
54	TM	2-Hexanone	0.1754	0.1761	0.40	TM
55	I	Chlorobenzene-D5 (IS)	ISTD			I
56	S	Toluene-D8(S)	2.648	3.022	14	S
57	TM	1,2-EDB	0.5146	0.5435	5.6	TM
58	TM	Tetrachloroethene	0.7679	0.6508	15	TM
59	TM	1-Chlorohexane	1.217	1.060	13	TM
60	TML	1,1,1,2-Tetrachloroethane	1.096	0.8015	27	TML 9.1
61	TM	m&p-Xylene	1.598	1.586	0.77	TM
62	TM	o-Xylene	1.503	1.401	6.8	TM
63	TM	Styrene	2.507	2.368	5.5	TM
64	S	4-Bromofluorobenzene(S)	1.011	1.060	4.9	S
65	TM	1,3-Dichloropropane	0.8973	0.8737	2.6	TM
66	TM	Dibromochloromethane	0.7135	0.7028	1.5	TM
67	TM**	Chlorobenzene	2.276	2.156	5.3	TM**
68	TM*	Ethylbenzene	3.759	3.675	2.2	TM*
69	TM**L	Bromoform	0.3486	0.4210	21	TM**L 2.5
70	I	1,4-Dichlorobenzene-D (IS)	ISTD			I
71	TM	Isopropylbenzene	6.545	5.867	10	TM
72	TM**Q	1,1,2,2-Tetrachloroethane	0.3110	0.2683	14	TM**Q 7.1
73	TML	1,2,3-Trichloropropane	0.2302	0.2498	8.5	TML 3.5
74	TML	t-1,4-Dichloro-2-Butene	0.1930	0.2095	8.8	TML 2.4
75	TM	Bromobenzene	1.960	1.752	11	TM
76	TM	n-Propylbenzene	8.047	7.046	12	TM
77	TM	4-Ethyltoluene	5.463	4.717	14	TM
78	TM	2-Chlorotoluene	5.742	5.053	12	TM
79	TM	1,3,5-Trimethylbenzene	5.400	4.862	10.0	TM
80	TM	4-Chlorotoluene	4.901	4.207	14	TM

Average

7.3

VOLATILE ORGANIC ANALYSIS BY
EPA METHOD 8260B

Form 7

Continuing Calibration

Lab Name: APPL, Inc.
Case No: _____
Matrix: 0

SDG No: _____
Date Analyzed: 4 Nov 11 14:39
Instrument: Sweetpea
Cal. Date: 11/02/11
Data File: 1104S03W.D

		Compound	MEAN	CCRF	%D	%Drift
81	TM	Tert-Butylbenzene	6.082	5.223	14	TM
82	TM	1,2,4-Trimethylbenzene	5.297	5.091	3.9	TM
83	TM	Sec-Butylbenzene	7.341	6.388	13	TM
84	TM	p-Isopropyltoluene	6.316	5.537	12	TM
85	TM	Benzyl Chloride	0.5844	0.7331	25	TM
86	TM	1,3-DCB	3.592	3.363	6.4	TM
87	TM	1,4-DCB	3.579	3.315	7.4	TM
88	TM	n-Butylbenzene	5.121	4.532	12	TM
89	TM	1,2-DCB	3.105	2.930	5.6	TM
90	TM	Hexachloroethane	1.418	1.267	11	TM
91	TML	1,2-Dibromo-3-chloropropane	0.1958	0.1690	14	TML 14
92	TM	1,2,4-Trichlorobenzene	1.846	1.757	4.8	TM
93	TM	Hexachlorobutadiene	1.111	0.9696	13	TM
94	TM	Naphthalene	2.866	2.865	0.04	TM
95	TM	1,2,3-Trichlorobenzene	1.606	1.606	0.01	TM
96						
97						
98						
99						
100						
101						
102						
103						
104						
105						
106						
107						
108						
109						
110						
111						
112						
113						
114						
115						
116						
117						
118						
119						
120						

*NT
11/25/11/11

Average

9.5

Data File : M:\SWEETPEA\DATA\S111102\1104S03W.D
 Acq On : 4 Nov 11 14:39
 Sample : Vol Std 11-04-11@10ug/L
 Misc : Water 10mL w/IS:10-28-11

Vial: 3
 Operator: DG
 Inst : Sweetpea
 Multiplr: 1.00

Quant Time: Nov 5 8:23 2011

Quant Results File: SALLW.RES

Quant Method : M:\SWEETPEA\DATA\S111102\SALLW.M (RTE Integrator)
 Title : METHOD 8260
 Last Update : Fri Nov 04 13:16:33 2011
 Response via : Initial Calibration
 DataAcq Meth : V8260

Internal Standards	R.T.	QIon	Response	Conc	Units	Dev(Min)
1) Fluorobenzene (IS)	9.82	96	94304	25.00000	ppb	0.03
55) Chlorobenzene-D5 (IS)	14.85	117	73416	25.00000	ppb	0.03
70) 1,4-Dichlorobenzene-D (IS)	18.94	152	41088	25.00000	ppb	0.03
System Monitoring Compounds						
31) Dibromofluoromethane(S)	8.45	111	74391	27.42254	ppb	0.03
Spiked Amount	27.321				Recovery = 100.375%	
36) 1,2-DCA-D4(S)	9.22	65	57997	29.05003	ppb	0.03
Spiked Amount	28.271				Recovery = 102.756%	
56) Toluene-D8(S)	12.40	98	221880	28.52968	ppb	0.03
Spiked Amount	29.287				Recovery = 97.416%	
64) 4-Bromofluorobenzene(S)	16.90	95	77846	26.22869	ppb	0.03
Spiked Amount	27.437				Recovery = 95.598%	
Target Compounds						
						Qvalue
2) Dichlorodifluoromethane	2.48	85	20355	8.69196	ppb	88
3) Freon 114	2.63	85	18588	9.25563	ppb	90
4) Chloromethane	2.75	50	27166	8.32969	ppb	94
5) Vinyl chloride	2.91	62	9595	9.53788	ppb	94
6) Bromomethane	3.47	94	19427	8.81145	ppb	99
7) Chloroethane	3.59	64	14515	9.52371	ppb	94
8) Dichlorofluoromethane	3.67	67	44783	8.87033	ppb	99
9) Trichlorofluoromethane	4.05	101	28707	9.41713	ppb	97
10) Acrolein	4.57	56	2769	120.02239	ppb	# 77
11) Acetone	4.67	43	3490	9.19330	ppb	93
12) Freon-113	4.82	101	19582	8.74930	ppb	91
13) 1,1-DCE	4.98	96	22295	8.68955	ppb	94
14) t-Butanol	5.13	59	10931	136.84913	ppb	# 90
15) Methyl Acetate	5.47	43	10256	9.41030	ppb	# 61
16) Iodomethane	5.37	142	31153	7.86980	ppb	88
17) Acrylonitrile	5.78	53	4354	9.79442	ppb	80
18) Methylene chloride	5.69	84	25118	9.35293	ppb	78
19) Carbon disulfide	5.70	76	74817	8.78192	ppb	97
20) Methyl t-butyl ether (MtBE)	6.09	73	37723	8.79818	ppb	94
21) Trans-1,2-DCE	6.25	96	25828	8.64496	ppb	98
22) Diisopropyl Ether	6.92	45	78675	10.46047	ppb	95
23) 1,1-DCA	6.89	63	43498	9.58971	ppb	# 94
24) Vinyl Acetate	6.91	43	50673	11.16479	ppb	97
25) Ethyl tert Butyl Ether	7.56	59	50686	10.12911	ppb	# 89
26) MEK (2-Butanone)	7.55	43	9176	8.88456	ppb	95
27) Cis-1,2-DCE	7.86	96	28739	9.42020	ppb	97
28) 2,2-Dichloropropane	7.84	77	34594	10.44587	ppb	95
29) Chloroform	8.13	83	41206	9.96372	ppb	81
30) Bromochloromethane	8.32	128	11603	8.83611	ppb	91
32) 1,1,1-TCA	8.82	97	34113	9.70629	ppb	# 74
33) Cyclohexane	8.95	56	33446	9.45603	ppb	92
34) 1,1-Dichloropropene	9.09	75	30173	9.01596	ppb	93
35) 2,2,4-Trimethylpentane	9.19	57	58051	9.20998	ppb	97
37) Carbon Tetrachloride	9.25	117	29546	8.95418	ppb	86
38) Tert Amyl Methyl Ether	9.38	73	46264	9.64623	ppb	# 95
39) 1,2-DCA	9.36	62	22994	10.28668	ppb	# 91
40) Benzene	9.45	78	105203	9.45730	ppb	94
41) TCE	10.48	95	24392	10.16557	ppb	93
42) 2-Pentanone	10.23	43	113350	131.95677	ppb	92

(#) = qualifier out of range (m) = manual integration
 1104S03W.D SALLW.M Wed Dec 07 12:00:05 2011

Data File : M:\SWEETPEA\DATA\S111102\1104S03W.D
 Acq On : 4 Nov 11 14:39
 Sample : Vol Std 11-04-11@10ug/L
 Misc : Water 10mL w/IS:10-28-11

Vial: 3
 Operator: DG
 Inst : Sweetpea
 Multiplr: 1.00

Quant Time: Nov 5 8:23 2011

Quant Results File: SALLW.RES

Quant Method : M:\SWEETPEA\DATA\S111102\SALLW.M (RTE Integrator)
 Title : METHOD 8260
 Last Update : Fri Nov 04 13:16:33 2011
 Response via : Initial Calibration
 DataAcq Meth : V8260

Compound	R.T.	QIon	Response	Conc	Unit	Qvalue
43) 1,2-Dichloropropane	10.70	63	24379	10.12706	ppb	# 94
44) Bromodichloromethane	11.04	83	29843	9.72749	ppb	99
45) Methyl Cyclohexane	10.73	83	31370	9.97083	ppb	85
46) Dibromomethane	11.06	93	13126	10.52447	ppb	83
47) 2-Chloroethyl vinyl ether	11.77	63	26483	10.58032	ppb	# 96
48) MIBK (methyl isobutyl ket	11.68	43	11352	10.50228	ppb	# 85
49) 1-Bromo-2-chloroethane	11.77	63	26483	10.58032	ppb	96
50) Cis-1,3-Dichloropropene	11.94	75	35949	9.99570	ppb	99
51) Toluene	12.53	91	93017	9.41445	ppb	100
52) Trans-1,3-Dichloropropene	12.75	75	26877	9.91892	ppb	81
53) 1,1,2-TCA	12.99	83	13151	9.96926	ppb	92
54) 2-Hexanone	13.09	43	6642	10.04019	ppb	# 83
57) 1,2-EDB	14.14	107	15962	10.56159	ppb	# 83
58) Tetrachloroethene	13.64	164	19112	8.47511	ppb	95
59) 1-Chlorohexane	14.62	91	31122	8.70925	ppb	# 98
60) 1,1,1,2-Tetrachloroethane	14.99	131	23538	9.09352	ppb	70
61) m&p-Xylene	15.21	106	93157	19.84533	ppb	94
62) o-Xylene	15.91	106	41156	9.32281	ppb	97
63) Styrene	15.94	104	69553	9.44559	ppb	88
65) 1,3-Dichloropropane	13.40	76	25657	9.73629	ppb	96
66) Dibromochloromethane	13.80	129	20638	9.84977	ppb	# 74
67) Chlorobenzene	14.91	112	63325	9.47483	ppb	98
68) Ethylbenzene	15.06	91	107910	9.77670	ppb	98
69) Bromoform	16.38	173	12363	9.74971	ppb	97
71) Isopropylbenzene	16.56	105	96424	8.96443	ppb	99
72) 1,1,2,2-Tetrachloroethane	16.72	85	4409	9.29430	ppb	# 92
73) 1,2,3-Trichloropropane	16.97	110	4105	9.65494	ppb	# 75
74) t-1,4-Dichloro-2-Butene	17.07	53	3444	9.75681	ppb	# 47
75) Bromobenzene	17.21	156	28795	8.93743	ppb	74
76) n-Propylbenzene	17.24	91	115803	8.75618	ppb	99
77) 4-Ethyltoluene	17.45	105	77518	8.63350	ppb	100
78) 2-Chlorotoluene	17.49	91	83048	8.80076	ppb	90
79) 1,3,5-Trimethylbenzene	17.52	105	79912	9.00440	ppb	100
80) 4-Chlorotoluene	17.57	91	69147	8.58391	ppb	90
81) Tert-Butylbenzene	18.14	119	85841	8.58803	ppb	94
82) 1,2,4-Trimethylbenzene	18.19	105	83673	9.61100	ppb	100
83) Sec-Butylbenzene	18.52	105	104994	8.70286	ppb	100
84) p-Isopropyltoluene	18.76	119	91010	8.76737	ppb	99
85) Benzyl Chloride	19.15	91	12048	12.54417	ppb	94
86) 1,3-DCB	18.82	146	55273	9.36264	ppb	98
87) 1,4-DCB	18.99	146	54489	9.26380	ppb	95
88) n-Butylbenzene	19.47	91	74484	8.84948	ppb	94
89) 1,2-DCB	19.62	146	48162	9.43807	ppb	98
90) Hexachloroethane	20.28	117	20817	8.93272	ppb	98
91) 1,2-Dibromo-3-chloropropan	20.91	157	2778	8.59838	ppb	# 58
92) 1,2,4-Trichlorobenzene	22.56	180	28878	9.51776	ppb	# 93
93) Hexachlorobutadiene	22.89	225	15935	8.72988	ppb	# 81
94) Naphthalene	22.92	128	47092	9.99608	ppb	99
95) 1,2,3-Trichlorobenzene	23.35	180	26395	10.00053	ppb	97

(#) = qualifier out of range (m) = manual integration
 1104S03W.D SALLW.M Wed Dec 07 12:00:07 2011

Quantitation Report

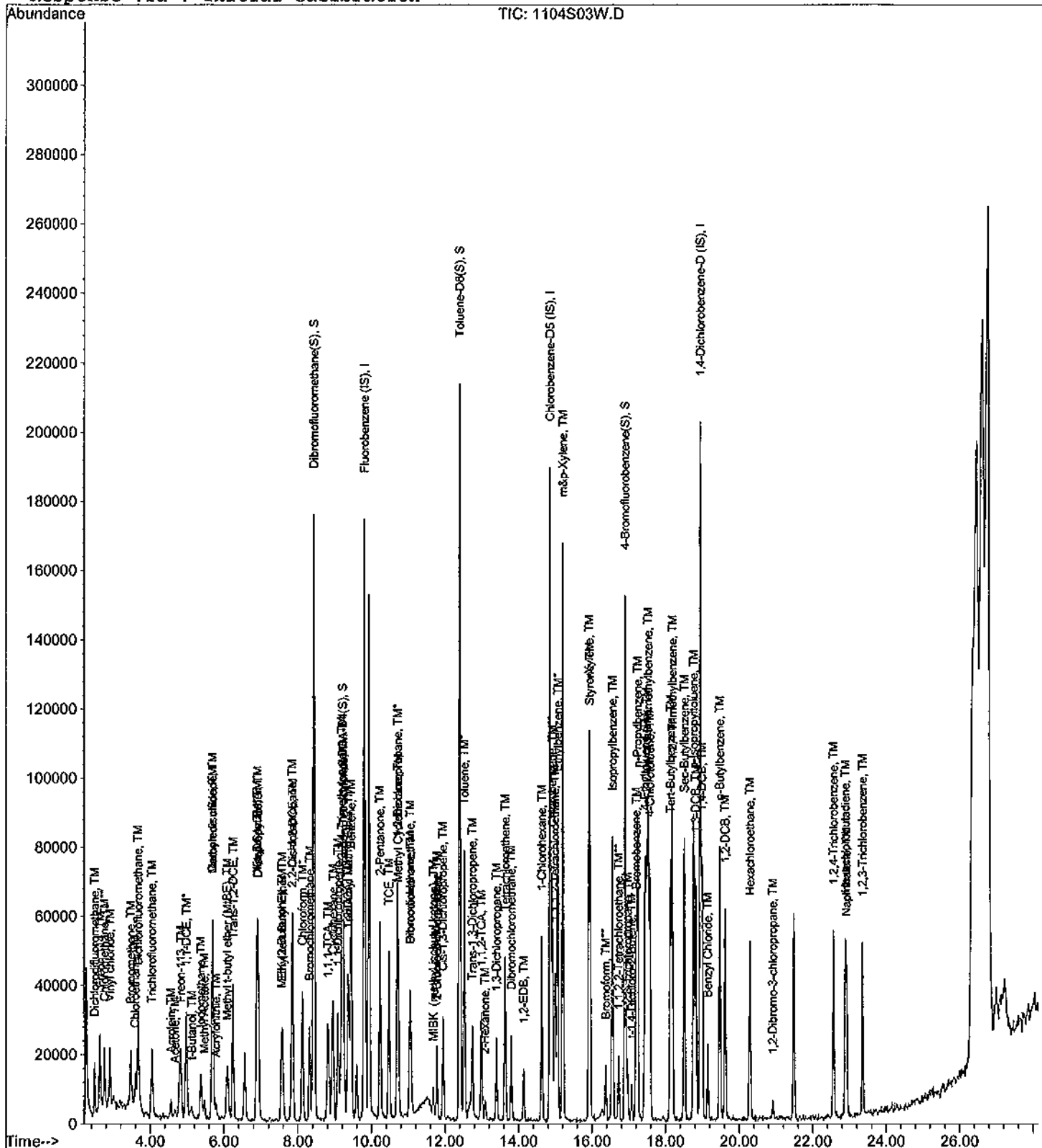
Data File : M:\SWEETPEA\DATA\S111102\1104S03W.D
Acq On : 4 Nov 11 14:39
Sample : Vol Std 11-04-11@10ug/L
Misc : Water 10mL w/IS:10-28-11

Vial: 3
Operator: DG
Inst : Sweetpea
Multiplr: 1.00

Quant Time: Nov 5 8:23 2011

Quant Results File: SALLW.RES

Method : M:\SWEETPEA\DATA\S111102\SALLW.M (RTE Integrator)
Title : METHOD 8260
Last Update : Fri Nov 04 13:16:33 2011
Response via : Initial Calibration



EPA METHOD 8260B
Volatile Organic Compounds
Raw Data

Method Blank
EPA 8260B VOCs + Gas Water

Blank Name/QCG: 111031W-49559 - 161078
 Batch ID: #86RHB-111031AC

APPL Inc.
 908 North Temperance Avenue
 Clovis, CA 93611

Sample Type	Analyte	Result	LOQ	LOD	DL	Units	Extraction Date	Analysis Date
BLANK	1,1,1,2-TETRACHLOROETHANE	0.26 U	1.0	0.26	0.13	ug/L	11/01/11	11/01/11
BLANK	1,1,1-TRICHLOROETHANE	0.28 U	1.0	0.28	0.14	ug/L	11/01/11	11/01/11
BLANK	1,1,2,2-TETRACHLOROETHANE	0.20 U	1.0	0.20	0.10	ug/L	11/01/11	11/01/11
BLANK	1,1,2-TRICHLOROETHANE	0.40 U	1.0	0.40	0.20	ug/L	11/01/11	11/01/11
BLANK	1,1-DICHLOROETHANE	0.38 U	1.0	0.38	0.19	ug/L	11/01/11	11/01/11
BLANK	1,1-DICHLOROETHENE	0.60 U	1.0	0.60	0.30	ug/L	11/01/11	11/01/11
BLANK	1,2,3-TRICHLOROPROPANE	0.78 U	2.0	0.78	0.39	ug/L	11/01/11	11/01/11
BLANK	1,2,4-TRICHLOROBENZENE	0.42 U	1.0	0.42	0.21	ug/L	11/01/11	11/01/11
BLANK	1,2-DIBROMO-3-CHLOROPROPA	1.52 U	2.0	1.52	0.76	ug/L	11/01/11	11/01/11
BLANK	1,2-DIBROMOETHANE	0.40 U	1.0	0.40	0.20	ug/L	11/01/11	11/01/11
BLANK	1,2-DICHLOROBENZENE	0.34 U	1.0	0.34	0.17	ug/L	11/01/11	11/01/11
BLANK	1,2-DICHLOROETHANE	0.28 U	1.0	0.28	0.14	ug/L	11/01/11	11/01/11
BLANK	1,2-DICHLOROPROPANE	0.34 U	1.0	0.34	0.17	ug/L	11/01/11	11/01/11
BLANK	1,3-DICHLOROBENZENE	0.22 U	1.0	0.22	0.11	ug/L	11/01/11	11/01/11
BLANK	1,3-DICHLOROPROPENE, TOTAL	0.36 U	1.0	0.36	0.18	ug/L	11/01/11	11/01/11
BLANK	1,4-DICHLOROBENZENE	0.38 U	1.0	0.38	0.19	ug/L	11/01/11	11/01/11
BLANK	2-BUTANONE	1.20 U	10.0	1.20	0.60	ug/L	11/01/11	11/01/11
BLANK	4-METHYL-2-PENTANONE	3.80 U	10.0	3.80	1.90	ug/L	11/01/11	11/01/11
BLANK	ACETONE	1.90 U	10.0	1.90	0.95	ug/L	11/01/11	11/01/11
BLANK	BENZENE	0.32 U	1.0	0.32	0.16	ug/L	11/01/11	11/01/11
BLANK	BROMODICHLOROMETHANE	0.28 U	1.0	0.28	0.14	ug/L	11/01/11	11/01/11
BLANK	BROMOFORM	0.28 U	1.0	0.28	0.14	ug/L	11/01/11	11/01/11
BLANK	BROMOMETHANE	0.48 U	2.0	0.48	0.24	ug/L	11/01/11	11/01/11
BLANK	CARBON TETRACHLORIDE	0.20 U	1.0	0.20	0.10	ug/L	11/01/11	11/01/11
BLANK	CHLOROBENZENE	0.42 U	1.0	0.42	0.21	ug/L	11/01/11	11/01/11
BLANK	CHLORODIBROMOMETHANE	0.38 U	1.0	0.38	0.19	ug/L	11/01/11	11/01/11
BLANK	CHLOROETHANE	0.42 U	1.0	0.42	0.21	ug/L	11/01/11	11/01/11
BLANK	CHLOROFORM	0.14 U	1.0	0.14	0.07	ug/L	11/01/11	11/01/11
BLANK	CHLOROMETHANE	0.84 U	1.0	0.84	0.42	ug/L	11/01/11	11/01/11
BLANK	CIS-1,2-DICHLOROETHENE	0.32 U	1.0	0.32	0.16	ug/L	11/01/11	11/01/11
BLANK	ETHYLBENZENE	0.46 U	1.0	0.46	0.23	ug/L	11/01/11	11/01/11
BLANK	GASOLINE	12.12 U	20.0	12.12	6.06	ug/L	11/01/11	11/01/11
BLANK	HEXACHLOROBUTADIENE	0.38 U	1.0	0.38	0.19	ug/L	11/01/11	11/01/11
BLANK	METHYL TERT-BUTYL ETHER	0.52 U	1.0	0.52	0.26	ug/L	11/01/11	11/01/11

Quant Method:CALLW.M
 Run #:1031C08
 Instrument:Chico
 Sequence:C111030
 Initials:ARS

Method Blank
EPA 8260B VOCs + Gas Water

Blank Name/QCG: 111031W-49559 - 161078
 Batch ID: #86RHB-111031AC

APPL Inc.
 908 North Temperance Avenue
 Clovis, CA 93611

Sample Type	Analyte	Result	LOQ	LOD	DL	Units	Extraction Date	Analysis Date
BLANK	METHYLENE CHLORIDE	0.70 U	5.0	0.70	0.35	ug/L	11/01/11	11/01/11
BLANK	STYRENE	0.50 U	1.0	0.50	0.25	ug/L	11/01/11	11/01/11
BLANK	TETRACHLOROETHENE	0.48 U	1.0	0.48	0.24	ug/L	11/01/11	11/01/11
BLANK	TOLUENE	0.34 U	1.0	0.34	0.17	ug/L	11/01/11	11/01/11
BLANK	TRANS-1,2-DICHLOROETHENE	0.38 U	1.0	0.38	0.19	ug/L	11/01/11	11/01/11
BLANK	TRICHLOROETHENE	0.32 U	1.0	0.32	0.16	ug/L	11/01/11	11/01/11
BLANK	VINYL CHLORIDE	0.46 U	1.0	0.46	0.23	ug/L	11/01/11	11/01/11
BLANK	XYLENES (TOTAL)	0.38 U	1.0	0.38	0.19	ug/L	11/01/11	11/01/11
BLANK	SURROGATE: 1,2-DICHLOROET	103	70-120			%	11/01/11	11/01/11
BLANK	SURROGATE: 4-BROMOFLUORO	101	75-120			%	11/01/11	11/01/11
BLANK	SURROGATE: DIBROMOFLUOR	97.4	85-115			%	11/01/11	11/01/11
BLANK	SURROGATE: TOLUENE-D8 (S)	101	85-120			%	11/01/11	11/01/11

Quant Method:CALLW.M
 Run #:1031C08
 Instrument:Chico
 Sequence:C111030
 Initials:ARS

Data File : M:\CHICO\DATA\C111030\1031C08W.D Vial: 1
 Acq On : 1 Nov 11 00:10 Operator: STC
 Sample : 111031A BLK-1WC Inst : Chico
 Misc : Water 10mLw/ IS&S:10-30/10-26-11 Multiplr: 1.00

Quant Time: Nov 3 12:09 2011 Quant Results File: CALLW.RES

Quant Method : M:\CHICO\DATA\C111030\CALLW.M (RTE Integrator)
 Title : METHOD 8260
 Last Update : Wed Nov 02 14:33:25 2011
 Response via : Initial Calibration
 DataAcq Meth : V8260

Internal Standards	R.T.	QIon	Response	Conc	Units	Dev(Min)
1) Fluorobenzene (IS)	12.85	96	625564	25.00000	ppb	0.00
55) Chlorobenzene-D5 (IS)	18.04	117	421888	25.00000	ppb	0.00
71) 1,4-Dichlorobenzene-D (IS)	22.25	152	225152	25.00000	ppb	0.00
System Monitoring Compounds						
33) Dibromofluoromethane(S)	11.42	111	407261	24.43937	ppb	0.00
Spiked Amount	25.097		Recovery	=	97.377%	
38) 1,2-DCA-D4(S)	12.23	65	369565	24.91340	ppb	0.00
Spiked Amount	24.225		Recovery	=	102.839%	
56) Toluene-D8(S)	15.51	98	1544047	26.01087	ppb	0.00
Spiked Amount	25.808		Recovery	=	100.785%	
64) 4-Bromofluorobenzene(S)	20.12	95	547501	25.74084	ppb	0.00
Spiked Amount	25.459		Recovery	=	101.106%	

Target Compounds Qvalue

Quantitation Report


Data File : M:\CHICO\DATA\C111030\1031C08W.D
Acq On : 1 Nov 11 00:10
Sample : 111031A BLK-1WC
Misc : Water 10mLw/ IS&S:10-30/10-26-11

Vial: 1
Operator: STC
Inst : Chico
Multiplr: 1.00

Quant Time: Nov 3 12:09 2011

Quant Results File: CALLW.RES

Method : M:\CHICO\DATA\C111030\CALLW.M (RTE Integrator)
Title : METHOD 8260
Last Update : Thu Nov 03 10:27:07 2011
Response via : Initial Calibration



Quantitation Report (QT Reviewed)

Data File : M:\CHICO\DATA\C111030\1031C08W.D Vial: 1
 Acq On : 1 Nov 11 00:10 Operator: STC
 Sample : 111031A BLK-1WC Inst : Chico
 Misc : Water 10mLw/ IS&S:10-30/10-26-11 Multiplr: 1.00

Quant Time: Nov 10 10:28 2011 Quant Results File: CGAS.RES

Quant Method : M:\CHICO\DATA\C111030\CGAS.M (RTE Integrator)
 Title : METHOD 8260B
 Last Update : Thu Nov 03 10:47:02 2011
 Response via : Initial Calibration
 DataAcq Meth : V8260

Internal Standards	R.T.	QIon	Response	Conc	Units	Dev(Min)
1) Fluorobenzene (IS)	12.85	TIC	1296737	25.00000	ppb	0.00
3) Chlorobenzene-D5 (IS)	18.04	TIC	1249189	25.00000	ppb	0.00
4) 1,4-Dichlorobenzene-D (IS)	22.25	TIC	1220985	25.00000	ppb	0.00

System Monitoring Compounds

Target Compounds Qvalue

Quantitation Report


Data File : M:\CHICO\DATA\C111030\1031C08W.D
Acq On : 1 Nov 11 00:10
Sample : 111031A BLK-1WC
Misc : Water 10mLw/ IS&S:10-30/10-26-11

Vial: 1
Operator: STC
Inst : Chico
Multiplr: 1.00

Quant Time: Nov 10 10:28 2011

Quant Results File: CGAS.RES

Method : M:\CHICO\DATA\C111030\CGAS.M (RTE Integrator)
Title : METHOD 8260B
Last Update : Thu Nov 03 10:47:02 2011
Response via : Initial Calibration



Laboratory Control Spike Recovery
EPA 8260B VOCs + Gas Water

APPL ID: 111031W-49559 LCS - 161078

Batch ID: #86RHB-111031AC

APPL Inc.

908 North Temperance Avenue

Clovis, CA 93611

Compound Name	Spike Level ug/L	SPK Result ug/L	SPK % Recovery	Recovery Limits
1,1,1,2-TETRACHLOROETHANE	10.00	9.47	94.7	80-130
1,1,1-TRICHLOROETHANE	10.00	8.95	89.5	65-130
1,1,2,2-TETRACHLOROETHANE	10.00	10.1	101	65-130
1,1,2-TRICHLOROETHANE	10.00	9.61	96.1	75-125
1,1-DICHLOROETHANE	10.00	9.36	93.6	70-135
1,1-DICHLOROETHENE	10.00	8.56	85.6	70-130
1,2,3-TRICHLOROPROPANE	10.00	9.82	98.2	75-125
1,2,4-TRICHLOROBENZENE	10.00	9.19	91.9	65-135
1,2-DIBROMO-3-CHLOROPROPANE	10.00	8.49	84.9	50-130
1,2-DIBROMOETHANE	10.00	9.29	92.9	70-130
1,2-DICHLOROBENZENE	10.00	9.16	91.6	70-120
1,2-DICHLOROETHANE	10.00	8.73	87.3	70-130
1,2-DICHLOROPROPANE	10.00	9.52	95.2	75-125
1,3-DICHLOROBENZENE	10.00	9.06	90.6	75-125
1,3-DICHLOROPROPENE, TOTAL	20.0	18.9	94.5	70-130
1,4-DICHLOROBENZENE	10.00	9.03	90.3	75-125
2-BUTANONE	10.00	9.19	91.9	30-150
4-METHYL-2-PENTANONE	10.00	9.90	99.0	60-135
ACETONE	10.00	12.0	120	40-140
BENZENE	10.00	9.33	93.3	80-120
BROMODICHLOROMETHANE	10.00	9.53	95.3	75-120
BROMOFORM	10.00	8.49	84.9	70-130
BROMOMETHANE	10.00	9.52	95.2	30-145
CARBON TETRACHLORIDE	10.00	9.31	93.1	65-140
CHLOROBENZENE	10.00	8.90	89.0	80-120
CHLORODIBROMOMETHANE	10.00	9.21	92.1	60-135

Comments:

Primary	SPK
Quant Method :	CALLW.M
Extraction Date :	10/31/11
Analysis Date :	10/31/11
Instrument :	Chico
Run :	1031C03
Initials :	ARS

Printed: 12/06/11 6:36:00 PM

APPL Standard LCS

Laboratory Control Spike Recovery
EPA 8260B VOCs + Gas Water

APPL ID: 111031W-49559 LCS - 161078
 Batch ID: #86RHB-111031AC

APPL Inc.
 908 North Temperance Avenue
 Clovis, CA 93611

Compound Name	Spike Level ug/L	SPK Result ug/L	SPK % Recovery	Recovery Limits
CHLOROETHANE	10.00	9.08	90.8	60-135
CHLOROFORM	10.00	8.96	89.6	65-135
CHLOROMETHANE	10.00	8.78	87.8	40-125
CIS-1,2-DICHLOROETHENE	10.00	8.91	89.1	70-125
ETHYLBENZENE	10.00	8.78	87.8	75-125
GASOLINE	300	302	101	75-125
HEXACHLOROBUTADIENE	10.00	9.30	93.0	50-140
METHYL TERT-BUTYL ETHER	10.00	9.51	95.1	65-125
METHYLENE CHLORIDE	10.00	9.29	92.9	55-140
STYRENE	10.00	9.03	90.3	65-135
TETRACHLOROETHENE	10.00	9.03	90.3	45-150
TOLUENE	10.00	9.17	91.7	75-120
TRANS-1,2-DICHLOROETHENE	10.00	8.83	88.3	60-140
TRICHLOROETHENE	10.00	9.31	93.1	70-125
VINYL CHLORIDE	10.00	9.95	99.5	50-145
XYLENES (TOTAL)	30.0	26.6	88.7	80-120

SURROGATE: 1,2-DICHLOROETHANE-D	24.2	23.9	98.7	70-120
SURROGATE: 4-BROMOFLUOROBENZE	25.5	25.4	99.8	75-120
SURROGATE: DIBROMOFLUOROMETH	25.1	25.8	103	85-115
SURROGATE: TOLUENE-D8 (S)	25.8	25.6	99.2	85-120

Comments:

Primary	SPK
Quant Method :	CALLW.M
Extraction Date :	10/31/11
Analysis Date :	10/31/11
Instrument :	Chico
Run :	1031C03
Initials :	ARS

Printed: 12/08/11 6:36:00 PM

APPL Standard LCS

Data File : M:\CHICO\DATA\C111030\1031C03W.D
 Acq On : 31 Oct 11 21:05
 Sample : 111031A LCS-1WC
 Misc : Water 10mLw/ IS&S:10-30/10-26-11

Vial: 1
 Operator: STC
 Inst : Chico
 Multiplr: 1.00

Quant Time: Dec 2 11:35 2011

Quant Results File: CALLW.RES

Quant Method : M:\CHICO\DATA\C111030\CALLW.M (RTE Integrator)
 Title : METHOD 8260
 Last Update : Fri Dec 02 11:32:50 2011
 Response via : Initial Calibration
 DataAcq Meth : V8260

Internal Standards	R.T.	QIon	Response	Conc	Units	Dev (Min)
1) Fluorobenzene (IS)	12.85	96	647984	25.00000	ppb	0.01
55) Chlorobenzene-D5 (IS)	18.04	117	454784	25.00000	ppb	0.00
71) 1,4-Dichlorobenzene-D (IS)	22.25	152	238016	25.00000	ppb	0.01
System Monitoring Compounds						
33) Dibromofluoromethane (S)	11.43	111	445934	25.83421	ppb	0.00
Spiked Amount	25.097		Recovery	=	102.936%	
38) 1,2-DCA-D4 (S)	12.24	65	367475	23.91539	ppb	0.01
Spiked Amount	24.225		Recovery	=	98.719%	
56) Toluene-D8 (S)	15.51	98	1639040	25.61391	ppb	0.01
Spiked Amount	25.808		Recovery	=	99.247%	
64) 4-Bromofluorobenzene (S)	20.12	95	583264	25.43870	ppb	0.01
Spiked Amount	25.459		Recovery	=	99.920%	

Target Compounds	R.T.	QIon	Response	Conc	Units	Qvalue
2) Dichlorodifluoromethane	4.08	85	225488	9.44501	ppb	99
3) Freon 114	4.35	85	159535	10.66971	ppb	94
4) Chloromethane	4.56	50	259768	8.78054	ppb	94
5) Vinyl chloride	4.83	62	196934	9.95180	ppb	99
7) Bromomethane	5.73	94	136706	9.51675	ppb	87
8) Chloroethane	5.92	64	148430	9.08065	ppb	96
9) Dichlorofluoromethane	6.01	67	400491	8.86153	ppb	95
10) Trichlorofluoromethane	6.53	101	245473	9.15270	ppb	97
11) Acetonitrile	7.66	41	84911	119.61773	ug/l	100
12) Acrolein	7.17	56	37841	116.49356	ppb	99
13) Acetone	7.29	43	22326	12.02563	ppb	# 51
14) Freon-113	7.47	101	157789	10.05496	ppb	97
15) 1,1-DCE	7.69	96	158388	8.56171	ppb	99
16) t-Butanol	7.77	59	9786	111.40125	ppb	# 79
17) Methyl Acetate	8.20	43	51970	9.24409	ppb	94
18) Iodomethane	8.17	142	97739	9.92030	ppb	# 85
19) Acrylonitrile	8.57	53	22524	11.12130	ppb	76
20) Methylene chloride	8.49	84	163957	9.29196	ppb	99
21) Carbon disulfide	8.56	76	163264	9.08294	ppb	99
22) Methyl t-butyl ether (MtBE)	8.90	73	265939	9.51082	ppb	91
23) Trans-1,2-DCE	9.10	96	189476	8.82889	ppb	90
24) Diisopropyl Ether	9.76	45	592970	9.59249	ppb	98
25) 1,1-DCA	9.80	63	342957	9.35512	ppb	96
26) Vinyl Acetate	9.42	43	136241	12.18531	ppb	86
27) Ethyl tert Butyl Ether	10.46	59	405264	9.60283	ppb	96
28) MEK (2-Butanone)	10.44	43	68080	9.18546	ppb	# 92
29) Cis-1,2-DCE	10.82	96	196503	8.90998	ppb	86
30) 2,2-Dichloropropane	10.82	77	242648	9.24001	ppb	98
31) Chloroform	11.11	83	316036	8.96115	ppb	99
32) Bromochloromethane	11.32	128	58389	9.50975	ppb	93
34) 1,1,1-TCA	11.84	97	286942	8.94660	ppb	92
35) Cyclohexane	12.01	56	287745	9.63585	ppb	98
36) 1,1-Dichloropropene	12.11	75	255047	9.28058	ppb	96
37) 2,2,4-Trimethylpentane	12.18	57	512824	11.03452	ppb	97
39) Carbon Tetrachloride	12.31	117	205622	9.31046	ppb	98
40) Tert Amyl Methyl Ether	12.35	73	293426	9.29862	ppb	99

(#) = qualifier out of range (m) = manual integration

Data File : M:\CHICO\DATA\C111030\1031C03W.D Vial: 1
 Acq On : 31 Oct 11 21:05 Operator: STC
 Sample : 111031A LCS-1WC Inst : Chico
 Misc : Water 10mLw/ IS&S:10-30/10-26-11 Multiplr: 1.00

Quant Time: Dec 2 11:35 2011

Quant Results File: CALLW.RES

Quant Method : M:\CHICO\DATA\C111030\CALLW.M (RTE Integrator)
 Title : METHOD 8260
 Last Update : Fri Dec 02 11:32:50 2011
 Response via : Initial Calibration
 DataAcq Meth : V8260

Compound	R.T.	QIon	Response	Conc	Unit	Qvalue
41) 1,2-DCA	12.38	62	158044	8.73030	ppb	96
42) Benzene	12.51	78	736646	9.32974	ppb	98
43) TCE	13.54	95	203505	9.30638	ppb	94
44) 2-Pentanone	13.21	43	562579	122.98966	ppb	95
45) 1,2-Dichloropropane	13.77	63	170800	9.51716	ppb #	94
46) Dibromodichloromethane	14.13	83	195405	9.53050	ppb	96
47) Methyl Cyclohexane	13.83	83	252614	9.88549	ppb	99
48) Dibromomethane	14.17	93	69271	9.65133	ppb	95
49) 2-Chloroethyl vinyl ether	14.58	63	43663	9.57009	ppb	98
50) 1-Bromo-2-chloroethane	14.89	63	147119	9.60740	ppb	84
51) Cis-1,3-Dichloropropene	15.02	75	185638	9.49509	ppb	98
52) Toluene	15.64	91	713964	9.16792	ppb	97
53) Trans-1,3-Dichloropropene	15.81	75	131702	9.35696	ppb	94
54) 1,1,2-TCA	16.09	83	72914	9.61145	ppb	90
57) 1,2-EDB	17.34	107	80384	9.28697	ppb #	90
58) Tetrachloroethene	16.79	164	211037	9.02584	ppb	93
59) 1-Chlorohexane	17.71	91	248081	9.21374	ppb	93
60) 1,1,1,2-Tetrachloroethane	18.17	131	138669	9.47327	ppb	88
61) m&p-Xylene	18.36	106	614318	17.78494	ppb	95
62) o-Xylene	19.11	106	293731	8.84198	ppb	97
63) Styrene	19.13	104	452850	9.03142	ppb	100
65) 2-Hexanone	16.11	43	35785	8.59928	ppb	93
66) 1,3-Dichloropropane	16.50	76	160231	9.38773	ppb	98
67) Dibromochloromethane	16.98	129	102580	9.20626	ppb	92
68) Chlorobenzene	18.11	112	439789	8.90026	ppb	96
69) Ethylbenzene	18.23	91	807647	8.77746	ppb	95
70) Bromoform	19.65	173	47354	8.49273	ppb #	76
72) MIBK (methyl isobutyl keto)	14.68	43	67007	9.90295	ppb	85
73) Isopropylbenzene	19.75	105	801426	9.29024	ppb	95
74) 1,1,2,2-Tetrachloroethane	19.90	83	73172	10.13288	ppb #	90
75) 1,2,3-Trichloropropane	20.16	110	7955	9.82437	ppb #	77
76) t-1,4-Dichloro-2-Butene	20.23	53	16296	9.95241	ppb	95
77) Bromobenzene	20.48	156	179928	9.04222	ppb	97
78) n-Propylbenzene	20.45	91	932853	9.06465	ppb	99
79) 4-Ethyltoluene	20.65	105	625145	8.77813	ppb	98
80) 2-Chlorotoluene	20.74	91	610221	8.95313	ppb	96
81) 1,3,5-Trimethylbenzene	20.72	105	623983	8.90597	ppb	100
82) 4-Chlorotoluene	20.83	91	513411	8.74788	ppb	98
83) Tert-Butylbenzene	21.37	119	668758	8.81637	ppb	95
84) 1,2,4-Trimethylbenzene	21.43	105	615869	8.41638	ppb	99
85) Sec-Butylbenzene	21.77	105	829510	9.11875	ppb	100
86) p-Isopropyltoluene	22.00	119	701791	9.00694	ppb	99
87) Benzyl Chloride	22.43	91	101311	9.79506	ppb	94
88) 1,3-DCB	22.13	146	368780	9.06239	ppb	98
89) 1,4-DCB	22.31	146	341103	9.03123	ppb	95
90) Hexachloroethane	23.61	117	104555	8.95951	ppb	89
91) n-Butylbenzene	22.71	91	615437	9.05587	ppb	99
92) 1,2-DCB	22.94	146	296381	9.15652	ppb	97
93) 1,2-Dibromo-3-chloropropan	24.16	155	9536	8.48520	ppb	92
94) 1,2,4-Trichlorobenzene	25.59	180	215502	9.18784	ppb	98
95) Hexachlorobutadiene	25.84	223	39632	9.30029	ppb	92

(#) = qualifier out of range (m) = manual integration

1031C03W.D CALLW.M Fri Dec 02 11:35:57 2011

Data File : M:\CHICO\DATA\C111030\1031C03W.D Vial: 1
 Acq On : 31 Oct 11 21:05 Operator: STC
 Sample : 111031A LCS-1WC Inst : Chico
 Misc : Water 10mLw/ IS&S:10-30/10-26-11 Multiplr: 1.00

Quant Time: Dec 2 11:35 2011 Quant Results File: CALLW.RES

Quant Method : M:\CHICO\DATA\C111030\CALLW.M (RTE Integrator)
 Title : METHOD 8260
 Last Update : Fri Dec 02 11:32:50 2011
 Response via : Initial Calibration
 DataAcq Meth : V8260

Compound	R.T.	QIon	Response	Conc	Unit	Qvalue
96) Naphthalene	25.95	128	269175	9.30126	ppb	100
97) 1,2,3-Trichlorobenzene	26.30	180	164433	9.26811	ppb	94

Quantitation Report

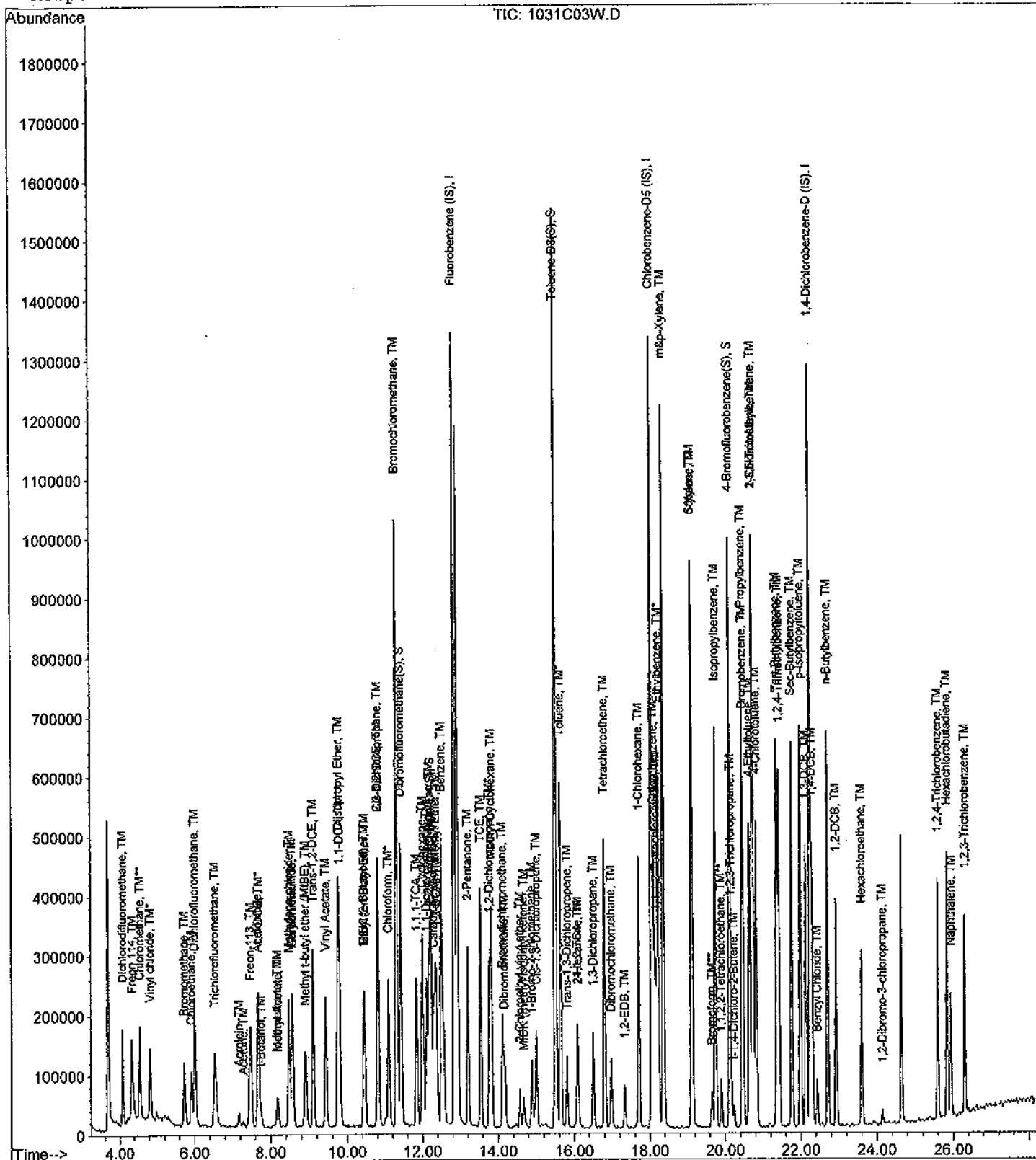
Data File : M:\CHICO\DATA\C111030\1031C03W.D
 Acq On : 31 Oct 11 21:05
 Sample : 111031A LCS-1WC
 Misc : Water 10mLw/ IS&S:10-30/10-26-11

Vial: 1
 Operator: STC
 Inst : Chico
 Multiplr: 1.00

Quant Time: Dec 2 11:35 2011

Quant Results File: CALLW.RES

Method : M:\CHICO\DATA\C111030\CALLW.M (RTE Integrator)
 Title : METHOD 8260
 Last Update : Fri Dec 02 11:32:50 2011
 Response via : Initial Calibration



Data File : M:\CHICO\DATA\C111030\1031C05W.D Vial: 1
 Acq On : 31 Oct 11 22:19 Operator: STC
 Sample : 111031A LCS-1WC (GAS) Inst : Chico
 Misc : Water 10mLw/ IS&S:10-30/10-26-11 Multiplr: 1.00

Quant Time: Nov 3 10:56 2011 Quant Results File: CGAS.RES

Quant Method : M:\CHICO\DATA\C111030\CGAS.M (RTE Integrator)
 Title : METHOD 8260B
 Last Update : Thu Nov 03 10:47:02 2011
 Response via : Initial Calibration
 DataAcq Meth : V8260

Internal Standards	R.T.	QIon	Response	Conc	Units	Dev(Min)
1) Fluorobenzene (IS)	12.84	TIC	1329581	25.00000	ppb	0.00
3) Chlorobenzene-D5 (IS)	18.05	TIC	1304550	25.00000	ppb	0.01
4) 1,4-Dichlorobenzene-D (IS)	22.25	TIC	1325620	25.00000	ppb	0.00

System Monitoring Compounds

Target Compounds	R.T.	QIon	Response	Conc	Units	Qvalue
2) Gasoline	15.64	TIC	48291384m	302.02962	ppb	100

Quantitation Report

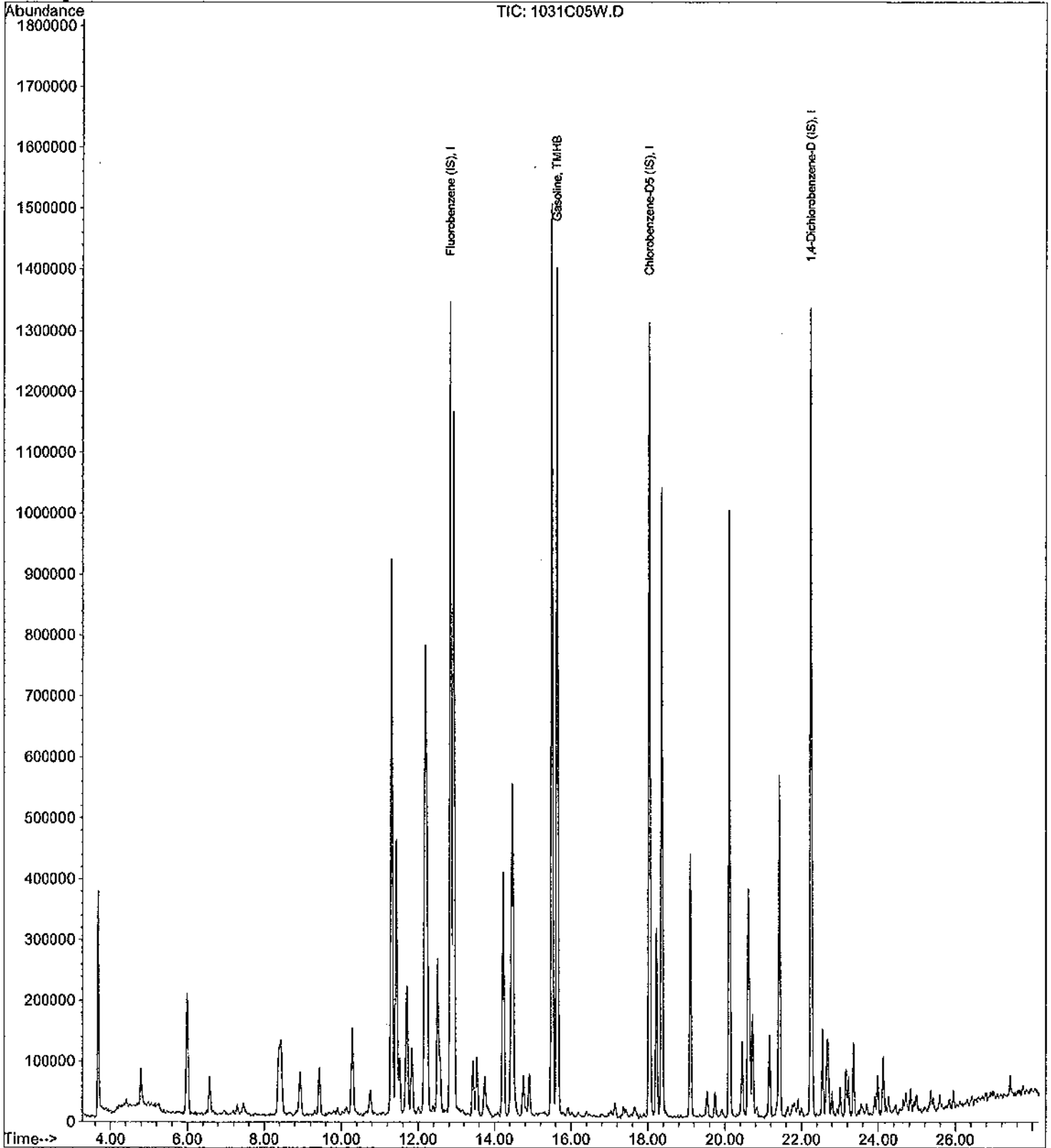
Data File : M:\CHICO\DATA\C111030\1031C05W.D
Acq On : 31 Oct 11 22:19
Sample : 111031A LCS-1WC (GAS)
Misc : Water 10mLw/ IS&S:10-30/10-26-11

Vial: 1
Operator: STC
Inst : Chico
Multiplr: 1.00

Quant Time: Nov 3 10:56 2011.

Quant Results File: CGAS.RES

Method : M:\CHICO\DATA\C111030\CGAS.M (RTE Integrator)
Title : METHOD 8260B
Last Update : Thu Nov 03 10:47:02 2011
Response via : Initial Calibration



Matrix Spike Recoveries
EPA 8260B VOCs + Gas Water

APPL ID: 111104W-49559 MS - 161078
Batch ID: #86RHB-111031AC
Sample ID: AY49559
Client ID: ES053

APPL Inc.
908 North Temperance Avenue
Clovis, CA 93611

Compound Name	Spike Lvl ug/L	Matrix Result ug/L	SPK Result ug/L	DUP Result ug/L	SPK % Recovery	DUP % Recovery	Recovery Limits	RPD %	RPD Limits
1,1,1,2-TETRACHLOROETHANE	10.00	ND	8.95	8.53	89.5	85.3	80-130	4.8	30
1,1,1-TRICHLOROETHANE	10.00	ND	9.35	9.17	93.5	91.7	65-130	1.9	30
1,1,2,2-TETRACHLOROETHANE	10.00	ND	9.33	7.34	93.3	73.4	65-130	23.9	30
1,1,2-TRICHLOROETHANE	10.00	ND	9.92	9.65	99.2	96.5	75-125	2.8	30
1,1-DICHLOROETHANE	10.00	ND	9.15	9.59	91.5	95.9	70-135	4.7	30
1,1-DICHLOROETHENE	10.00	ND	8.09	8.27	80.9	82.7	70-130	2.2	30
1,2,3-TRICHLOROPROPANE	10.00	ND	9.69	9.11	96.9	91.1	75-125	6.2	30
1,2,4-TRICHLOROBENZENE	10.00	ND	9.33	9.36	93.3	93.6	65-135	0.32	30
1,2-DIBROMO-3-CHLOROPROPANE	10.00	ND	9.68	9.28	96.8	92.8	50-130	4.2	30
1,2-DIBROMOETHANE	10.00	ND	9.90	9.77	99.0	97.7	70-130	1.3	30
1,2-DICHLOROBENZENE	10.00	ND	9.29	8.71	92.9	87.1	70-120	6.4	30
1,2-DICHLOROETHANE	10.00	ND	9.96	10.4	99.6	104	70-130	4.3	30
1,2-DICHLOROPROPANE	10.00	ND	9.25	9.50	92.5	95.0	75-125	2.7	30
1,3-DICHLOROBENZENE	10.00	ND	9.11	8.68	91.1	86.8	75-125	4.8	30
1,3-DICHLOROPROPENE, TOTAL	20.0	ND	19.3	19.1	96.5	95.5	70-130	1.0	30
1,4-DICHLOROBENZENE	10.00	ND	9.01	8.70	90.1	87.0	75-125	3.5	30
2-BUTANONE	10.00	ND	8.60	8.76	86.0	87.6	30-150	1.8	30
4-METHYL-2-PENTANONE	10.00	ND	9.23	9.36	92.3	93.6	60-135	1.4	30
ACETONE	10.00	ND	8.26	7.85	82.6	78.5	40-140	5.1	30
BENZENE	10.00	0.92	9.49	9.43	85.7	85.1	80-120	0.63	30
BROMODICHLOROMETHANE	10.00	ND	9.44	9.68	94.4	96.8	75-120	2.5	30
BROMOFORM	10.00	ND	9.15	9.62	91.5	96.2	70-130	5.0	30
BROMOMETHANE	10.00	ND	7.47	7.97	74.7	79.7	30-145	6.5	30
CARBON TETRACHLORIDE	10.00	ND	8.66	9.20	86.6	92.0	65-140	6.0	30
CHLOROBENZENE	10.00	ND	8.92	9.13	89.2	91.3	80-120	2.3	30

Comments:

Primary	SPK	DUP
Quant Method :	SALLW.M	SALLW.M
Extraction Date :	11/04/11	11/04/11
Analysis Date :	11/04/11	11/04/11
Instrument :	Sweetpea	Sweetpea
Run :	1104S08	1104S09
Initials :	ARS	

Matrix Spike Recoveries
EPA 8260B VOCs + Gas Water

APPL ID: 111104W-49559 MS - 161078
 Batch ID: #86RHB-111031AC
 Sample ID: AY49559
 Client ID: ES053

APPL Inc.
 908 North Temperance Avenue
 Clovis, CA 93611

Compound Name	Spike Lvl ug/L	Matrix Result ug/L	SPK Result ug/L	DUP Result ug/L	SPK % Recovery	DUP % Recovery	Recovery Limits	RPD %	RPD Limits
CHLORODIBROMOMETHANE	10.00	ND	10.0	9.31	100	93.1	60-135	7.1	30
CHLOROETHANE	10.00	ND	9.76	10.6	97.6	106	60-135	8.3	30
CHLOROFORM	10.00	ND	9.39	9.63	93.9	96.3	65-135	2.5	30
CHLOROMETHANE	10.00	ND	7.96	7.71	79.6	77.1	40-125	3.2	30
CIS-1,2-DICHLOROETHENE	10.00	ND	9.05	9.36	90.5	93.6	70-125	3.4	30
ETHYLBENZENE	10.00	ND	8.82	8.98	88.2	89.8	75-125	1.8	30
GASOLINE	300	ND	353	349	118	116	75-125	1.1	30
HEXACHLOROBUTADIENE	10.00	ND	9.26	9.12	92.6	91.2	50-140	1.5	30
METHYL TERT-BUTYL ETHER	10.00	ND	8.99	9.13	89.9	91.3	65-125	1.5	30
METHYLENE CHLORIDE	10.00	ND	8.57	8.93	85.7	89.3	55-140	4.1	30
STYRENE	10.00	ND	9.07	8.99	90.7	89.9	65-135	0.89	30
TETRACHLOROETHENE	10.00	ND	8.64	8.84	86.4	88.4	45-150	2.3	30
TOLUENE	10.00	ND	9.08	8.96	90.8	89.6	75-120	1.3	30
TRANS-1,2-DICHLOROETHENE	10.00	ND	7.79	8.42	77.9	84.2	60-140	7.8	30
TRICHLOROETHENE	10.00	ND	9.17	9.91	91.7	99.1	70-125	7.8	30
VINYL CHLORIDE	10.00	ND	7.05	7.66	70.5	76.6	50-145	8.3	30
XYLENES (TOTAL)	30.0	ND	27.3	26.5	91.0	88.3	80-120	3.0	30

SURROGATE: 1,2-DICHLOROETHANE-D	28.3	NA	29.4	29.9	104	106	70-120		
SURROGATE: 4-BROMOFLUOROBENZE	27.4	NA	26.7	26.7	97.3	97.3	75-120		
SURROGATE: DIBROMOFLUOROMETH	27.3	NA	28.0	28.4	102	104	85-115		
SURROGATE: TOLUENE-D8 (S)	29.3	NA	28.9	28.6	98.7	97.7	85-120		

Comments: _____

Primary	SPK	DUP
Quant Method :	SALLW.M	SALLW.M
Extraction Date :	11/04/11	11/04/11
Analysis Date :	11/04/11	11/04/11
Instrument :	Sweetpea	Sweetpea
Run :	1104S08	1104S09
Initials :	ARS	

Data File : M:\SWEETPEA\DATA\S111102\1104S08W.D
 Acq On : 4 Nov 11 18:14
 Sample : AY49559W2120 MS-1WS
 Misc : Water 10mL w/IS:10-28-11

Vial: 8
 Operator: DG
 Inst : Sweetpea
 Multiplr: 1.00

Quant Time: Nov 5 8:23 2011

Quant Results File: SALLW.RES

Quant Method : M:\SWEETPEA\DATA\S111102\SALLW.M (RTE Integrator)
 Title : METHOD 8260
 Last Update : Fri Nov 04 13:16:33 2011
 Response via : Initial Calibration
 DataAcq Meth : V8260

Internal Standards	R.T.	QIon	Response	Conc	Units	Dev(Min)
1) Fluorobenzene (IS)	9.81	96	96448	25.00000	ppb	0.02
55) Chlorobenzene-D5 (IS)	14.85	117	76728	25.00000	ppb	0.02
70) 1,4-Dichlorobenzene-D (IS)	18.94	152	40216	25.00000	ppb	0.02
System Monitoring Compounds						
31) Dibromofluoromethane(S)	8.44	111	77792	28.03878	ppb	0.02
Spiked Amount	27.321		Recovery	= 102.630%		
36) 1,2-DCA-D4(S)	9.21	65	59948	29.35977	ppb	0.02
Spiked Amount	28.271		Recovery	= 103.852%		
56) Toluene-D8(S)	12.40	98	235043	28.91764	ppb	0.02
Spiked Amount	29.287		Recovery	= 98.740%		
64) 4-Bromofluorobenzene(S)	16.89	95	82903	26.72683	ppb	0.02
Spiked Amount	27.437		Recovery	= 97.413%		
Target Compounds						
						Qvalue
2) Dichlorodifluoromethane	2.48	85	16281	6.79774	ppb	92
3) Freon 114	2.63	85	18269	8.89457	ppb	90
4) Chloromethane	2.76	50	26611	7.96255	ppb	100
5) Vinyl chloride	2.91	62	7250	7.04663	ppb	87
6) Bromomethane	3.48	94	17160	7.47133	ppb	75
7) Chloroethane	3.61	64	15196	9.75613	ppb	# 80
8) Dichlorofluoromethane	3.67	67	50668	9.81290	ppb	99
9) Trichlorofluoromethane	4.05	101	23578	7.56266	ppb	100
10) Acrolein	4.56	56	2461	104.30084	ppb	# 75
11) Acetone	4.69	43	3280	8.26496	ppb	# 76
12) Freon-113	4.82	101	20893	9.12755	ppb	93
13) 1,1-DCE	4.99	96	21238	8.09357	ppb	95
14) t-Butanol	5.11	59	9618	117.73451	ppb	98
15) Methyl Acetate	5.48	43	10184	9.13784	ppb	# 79
16) Iodomethane	5.37	142	31339	7.75967	ppb	# 90
17) Acrylonitrile	5.79	53	4810	10.59326	ppb	91
18) Methylene chloride	5.68	84	23988	8.57414	ppb	93
19) Carbon disulfide	5.69	76	73561	8.44255	ppb	93
20) Methyl t-butyl ether (MtBE)	6.09	73	39422	8.99005	ppb	96
21) Trans-1,2-DCE	6.24	96	23809	7.79203	ppb	88
22) Diisopropyl Ether	6.91	45	77645	10.09404	ppb	92
23) 1,1-DCA	6.89	63	42458	9.15235	ppb	# 97
24) Vinyl Acetate	6.91	43	51322	11.05642	ppb	98
25) Ethyl tert Butyl Ether	7.56	59	49663	9.70405	ppb	95
26) MEK (2-Butanone)	7.54	43	9079	8.59523	ppb	# 79
27) Cis-1,2-DCE	7.85	96	28242	9.05150	ppb	97
28) 2,2-Dichloropropane	7.84	77	34334	10.13690	ppb	96
29) Chloroform	8.12	83	39715	9.38971	ppb	82
30) Bromochloromethane	8.31	128	12164	9.06363	ppb	94
32) 1,1,1-TCA	8.81	97	33614	9.35170	ppb	98
33) Cyclohexane	8.94	56	32317	8.93373	ppb	88
34) 1,1-Dichloropropene	9.08	75	30750	8.98412	ppb	98
35) 2,2,4-Trimethylpentane	9.19	57	59863	9.28634	ppb	98
37) Carbon Tetrachloride	9.24	117	29198	8.65573	ppb	89
38) Tert Amyl Methyl Ether	9.37	73	44445	9.06096	ppb	# 96
39) 1,2-DCA	9.37	62	22769	9.95959	ppb	94
40) Benzene	9.44	78	107927	9.48650	ppb	# 93
41) TCE	10.48	95	22498	9.16780	ppb	95
42) 2-Pentanone	10.22	43	112301	127.82937	ppb	94

(#) = qualifier out of range (m) = manual integration
 1104S08W.D SALLW.M Wed Dec 07 12:00:13 2011

Data File : M:\SWEETPEA\DATA\S111102\1104S08W.D Vial: 8
 Acq On : 4 Nov 11 18:14 Operator: DG
 Sample : AY49559W2120 MS-1WS Inst : Sweetpea
 Misc : Water 10mL w/IS:10-28-11 Multiplr: 1.00

Quant Time: Nov 5 8:23 2011

Quant Results File: SALLW.RES

Quant Method : M:\SWEETPEA\DATA\S111102\SALLW.M (RTE Integrator)
 Title : METHOD 8260
 Last Update : Fri Nov 04 13:16:33 2011
 Response via : Initial Calibration
 DataAcq Meth : V8260

Compound	R.T.	QIon	Response	Conc	Unit	Qvalue	
43) 1,2-Dichloropropane	10.69	63	22779	9.25207	ppb	#	93
44) Bromodichloromethane	11.04	83	29612	9.43763	ppb		97
45) Methyl Cyclohexane	10.72	83	31440	9.77094	ppb		87
46) Dibromomethane	11.06	93	12193	9.55907	ppb		98
47) 2-Chloroethyl vinyl ether	11.77	63	26631	10.40294	ppb		96
48) MIBK (methyl isobutyl ket	11.68	43	10227	9.23228	ppb	#	93
49) 1-Bromo-2-chloroethane	11.77	63	26631	10.40294	ppb		96
50) Cis-1,3-Dichloropropene	11.94	75	35019	9.52066	ppb		93
51) Toluene	12.52	91	91720	9.07682	ppb		99
52) Trans-1,3-Dichloropropene	12.74	75	27033	9.75472	ppb		85
53) 1,1,2-TCA	12.99	83	13377	9.91516	ppb		96
54) 2-Hexanone	13.08	43	5606	8.28577	ppb	#	51
57) 1,2-EDB	14.13	107	15631	9.89613	ppb	#	91
58) Tetrachloroethene	13.63	164	20374	8.64475	ppb		91
59) 1-Chlorohexane	14.62	91	32269	8.64044	ppb		98
60) 1,1,1,2-Tetrachloroethane	14.98	131	24227	8.94540	ppb	#	66
61) m&p-Xylene	15.20	106	88700	18.08020	ppb		99
62) o-Xylene	15.91	106	42412	9.19262	ppb		90
63) Styrene	15.95	104	69778	9.06711	ppb		93
65) 1,3-Dichloropropane	13.40	76	25444	9.23867	ppb		98
66) Dibromochloromethane	13.79	129	21911	10.00593	ppb		95
67) Chlorobenzene	14.91	112	62312	8.92082	ppb		95
68) Ethylbenzene	15.06	91	101793	8.82441	ppb		97
69) Bromoform	16.37	173	12122	9.14523	ppb		96
71) Isopropylbenzene	16.55	105	94592	8.98479	ppb		93
72) 1,1,2,2-Tetrachloroethane	16.72	85	4333	9.33230	ppb	#	83
73) 1,2,3-Trichloropropane	16.96	110	4029	9.68517	ppb		87
74) t-1,4-Dichloro-2-Butene	17.07	53	3137	9.15190	ppb	#	83
75) Bromobenzene	17.20	156	25981	8.23887	ppb	#	72
76) n-Propylbenzene	17.24	91	114706	8.86129	ppb		99
77) 4-Ethyltoluene	17.44	105	77594	8.82935	ppb		99
78) 2-Chlorotoluene	17.48	91	80118	8.67435	ppb		90
79) 1,3,5-Trimethylbenzene	17.53	105	80325	9.24719	ppb		96
80) 4-Chlorotoluene	17.58	91	68734	8.71765	ppb		96
81) Tert-Butylbenzene	18.14	119	84272	8.61387	ppb		93
82) 1,2,4-Trimethylbenzene	18.18	105	77398	9.08300	ppb		98
83) Sec-Butylbenzene	18.51	105	103847	8.79443	ppb		99
84) p-Isopropyltoluene	18.75	119	86803	8.54341	ppb		97
85) Benzyl Chloride	19.15	91	11022	11.72475	ppb		98
86) 1,3-DCB	18.81	146	52625	9.10738	ppb		98
87) 1,4-DCB	18.99	146	51871	9.00992	ppb		95
88) n-Butylbenzene	19.47	91	73186	8.88380	ppb		91
89) 1,2-DCB	19.60	146	46392	9.28834	ppb		97
90) Hexachloroethane	20.29	117	19500	8.54902	ppb		86
91) 1,2-Dibromo-3-chloropropan	20.91	157	3019	9.68215	ppb		92
92) 1,2,4-Trichlorobenzene	22.56	180	27703	9.32848	ppb	#	95
93) Hexachlorobutadiene	22.88	225	16548	9.26227	ppb		92
94) Naphthalene	22.91	128	45656	9.90140	ppb		98
95) 1,2,3-Trichlorobenzene	23.35	180	25676	9.93905	ppb		94

(#) = qualifier out of range (m) = manual integration
 1104S08W.D SALLW.M Wed Dec 07 12:00:15 2011

Quantitation Report

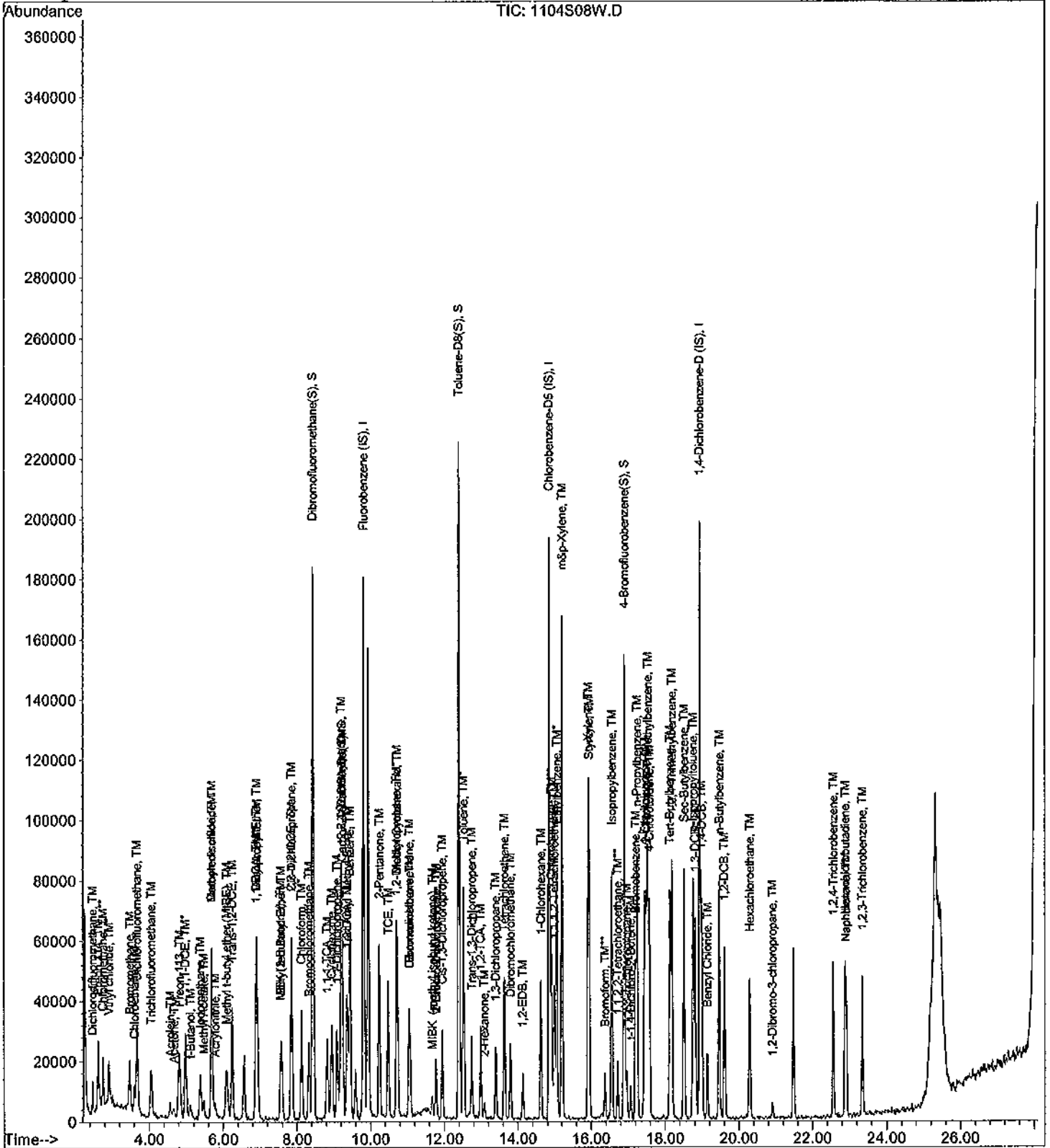
Data File : M:\SWEETPEA\DATA\S111102\1104S08W.D
Acq On : 4 Nov 11 18:14
Sample : AY49559W2120 MS-1WS
Misc : Water 10mL w/IS:10-28-11

Vial: 8
Operator: DG
Inst : Sweetpea
Multiplr: 1.00

Quant Time: Nov 5 8:23 2011

Quant Results File: SALLW.RES

Method : M:\SWEETPEA\DATA\S111102\SALLW.M (RTE Integrator)
Title : METHOD 8260
Last Update : Fri Nov 04 13:16:33 2011
Response via : Initial Calibration



Data File : M:\SWEETPEA\DATA\S111102\1104S09W.D
 Acq On : 4 Nov 11 18:57
 Sample : AY49559W2120 MSD-1WS
 Misc : Water 10mL w/IS:10-28-11

Vial: 9
 Operator: DG
 Inst : Sweetpea
 Multiplr: 1.00

Quant Time: Nov 5 8:23 2011

Quant Results File: SALLW.RES

Quant Method : M:\SWEETPEA\DATA\S111102\SALLW.M (RTE Integrator)
 Title : METHOD 8260
 Last Update : Fri Nov 04 13:16:33 2011
 Response via : Initial Calibration
 DataAcq Meth : V8260

Internal Standards	R.T.	QIon	Response	Conc	Units	Dev(Min)
1) Fluorobenzene (IS)	9.80	96	97392	25.00000	ppb	0.02
55) Chlorobenzene-D5 (IS)	14.85	117	79680	25.00000	ppb	0.03
70) 1,4-Dichlorobenzene-D (IS)	18.94	152	42592	25.00000	ppb	0.03
System Monitoring Compounds						
31) Dibromofluoromethane(S)	8.43	111	79612	28.41664	ppb	0.02
Spiked Amount	27.321		Recovery	=	104.013%	
36) 1,2-DCA-D4(S)	9.21	65	61727	29.93801	ppb	0.02
Spiked Amount	28.271		Recovery	=	105.897%	
56) Toluene-D8(S)	12.39	98	241042	28.55702	ppb	0.02
Spiked Amount	29.287		Recovery	=	97.508%	
64) 4-Bromofluorobenzene(S)	16.90	95	86009	26.70088	ppb	0.03
Spiked Amount	27.437		Recovery	=	97.318%	
Target Compounds						
						Qvalue
2) Dichlorodifluoromethane	2.48	85	16579	6.85507	ppb	93
3) Freon 114	2.63	85	19472	9.38838	ppb	89
4) Chloromethane	2.76	50	26058	7.71032	ppb	97
5) Vinyl chloride	2.91	62	7962	7.66365	ppb	100
6) Bromomethane	3.47	94	18343	7.96866	ppb	76
7) Chloroethane	3.60	64	16668	10.62387	ppb	95
8) Dichlorofluoromethane	3.67	67	48832	9.36565	ppb	97
9) Trichlorofluoromethane	4.04	101	24029	7.63261	ppb	86
10) Acrolein	4.56	56	2160	90.65670	ppb	89
11) Acetone	4.69	43	3182	7.85158	ppb	# 79
12) Freon-113	4.83	101	21317	9.22251	ppb	96
13) 1,1-DCE	4.98	96	21916	8.27100	ppb	# 91
14) t-Butanol	5.12	59	7430	90.06951	ppb	# 74
15) Methyl Acetate	5.46	43	10128	9.00020	ppb	# 78
16) Iodomethane	5.38	142	32062	7.84660	ppb	97
17) Acrylonitrile	5.78	53	5162	11.26893	ppb	# 67
18) Methylene chloride	5.68	84	24999	8.92607	ppb	90
19) Carbon disulfide	5.69	76	74963	8.52007	ppb	97
20) Methyl t-butyl ether (MtBE)	6.09	73	40449	9.13484	ppb	# 93
21) Trans-1,2-DCE	6.24	96	25993	8.42434	ppb	88
22) Diisopropyl Ether	6.92	45	80221	10.32784	ppb	91
23) 1,1-DCA	6.89	63	44911	9.58729	ppb	97
24) Vinyl Acetate	6.92	43	52844	11.27396	ppb	99
25) Ethyl tert Butyl Ether	7.57	59	50866	9.84278	ppb	97
26) MEK (2-Butanone)	7.55	43	9345	8.76130	ppb	# 47
27) Cis-1,2-DCE	7.85	96	29506	9.36495	ppb	95
28) 2,2-Dichloropropane	7.85	77	34708	10.14799	ppb	94
29) Chloroform	8.13	83	41111	9.62555	ppb	80
30) Bromochloromethane	8.32	128	12321	9.09239	ppb	94
32) 1,1,1-TCA	8.82	97	33291	9.17206	ppb	99
33) Cyclohexane	8.95	56	32627	8.93200	ppb	# 79
34) 1,1-Dichloropropene	9.08	75	32300	9.34551	ppb	92
35) 2,2,4-Trimethylpentane	9.18	57	58614	9.00445	ppb	# 80
37) Carbon Tetrachloride	9.23	117	31371	9.20272	ppb	97
38) Tert Amyl Methyl Ether	9.38	73	44385	8.96102	ppb	95
39) 1,2-DCA	9.36	62	24110	10.44395	ppb	# 91
40) Benzene	9.45	78	108308	9.42771	ppb	97
41) TCE	10.47	95	24568	9.91428	ppb	98
42) 2-Pentanone	10.23	43	112648	126.98150	ppb	93

(#) = qualifier out of range (m) = manual integration
 1104S09W.D SALLW.M Wed Dec 07 12:00:21 2011

Data File : M:\SWEETPEA\DATA\S111102\1104S09W.D
 Acq On : 4 Nov 11 18:57
 Sample : AY49559W2120 MSD-1WS
 Misc : Water 10mL w/IS:10-28-11

Vial: 9
 Operator: DG
 Inst : Sweetpea
 Multiplr: 1.00

Quant Time: Nov 5 8:23 2011

Quant Results File: SALLW.RES

Quant Method : M:\SWEETPEA\DATA\S111102\SALLW.M (RTE Integrator)
 Title : METHOD 8260
 Last Update : Fri Nov 04 13:16:33 2011
 Response via : Initial Calibration
 DataAcq Meth : V8260

Compound	R.T.	QIon	Response	Conc	Unit	Qvalue
43) 1,2-Dichloropropane	10.70	63	23625	9.50268	ppb	# 95
44) Bromodichloromethane	11.04	83	30672	9.68071	ppb	91
45) Methyl Cyclohexane	10.72	83	33478	10.30347	ppb	93
46) Dibromomethane	11.06	93	12808	9.94389	ppb	# 79
47) 2-Chloroethyl vinyl ether	11.77	63	26124	10.10597	ppb	86
48) MIBK (methyl isobutyl ket	11.68	43	10467	9.35950	ppb	# 85
49) 1-Bromo-2-chloroethane	11.77	63	26124	10.10597	ppb	86
50) Cis-1,3-Dichloropropene	11.95	75	36444	9.81204	ppb	86
51) Toluene	12.53	91	91473	8.96463	ppb	93
52) Trans-1,3-Dichloropropene	12.75	75	25869	9.24421	ppb	81
53) 1,1,2-TCA	12.98	83	13151	9.65316	ppb	98
54) 2-Hexanone	13.09	43	6193	9.06465	ppb	# 79
57) 1,2-EDB	14.14	107	16024	9.76909	ppb	90
58) Tetrachloroethene	13.62	164	21647	8.84460	ppb	92
59) 1-Chlorohexane	14.62	91	32131	8.28474	ppb	82
60) 1,1,1,2-Tetrachloroethane	14.99	131	24083	8.53376	ppb	72
61) m&p-Xylene	15.20	106	89181	17.50478	ppb	89
62) o-Xylene	15.91	106	43188	9.01401	ppb	92
63) Styrene	15.94	104	71820	8.98670	ppb	# 90
65) 1,3-Dichloropropane	13.40	76	26625	9.30933	ppb	88
66) Dibromochloromethane	13.80	129	21174	9.31114	ppb	86
67) Chlorobenzene	14.91	112	66202	9.12659	ppb	96
68) Ethylbenzene	15.05	91	107570	8.97973	ppb	92
69) Bromoform	16.37	173	13239	9.61938	ppb	93
71) Isopropylbenzene	16.55	105	98513	8.83523	ppb	96
72) 1,1,2,2-Tetrachloroethane	16.71	85	3609	7.34137	ppb	# 81
73) 1,2,3-Trichloropropane	16.97	110	4043	9.11002	ppb	# 68
74) t-1,4-Dichloro-2-Butene	17.08	53	3668	9.99595	ppb	# 64
75) Bromobenzene	17.20	156	27810	8.32690	ppb	# 72
76) n-Propylbenzene	17.24	91	119674	8.72934	ppb	97
77) 4-Ethyltoluene	17.44	105	83953	9.02002	ppb	95
78) 2-Chlorotoluene	17.48	91	83224	8.50798	ppb	# 74
79) 1,3,5-Trimethylbenzene	17.52	105	82926	9.01406	ppb	92
80) 4-Chlorotoluene	17.57	91	71739	8.59120	ppb	# 77
81) Tert-Butylbenzene	18.13	119	83626	8.07100	ppb	96
82) 1,2,4-Trimethylbenzene	18.19	105	85748	9.50155	ppb	97
83) Sec-Butylbenzene	18.51	105	110646	8.84749	ppb	98
84) p-Isopropyltoluene	18.76	119	89864	8.35128	ppb	97
85) Benzyl Chloride	19.14	91	11166	11.21532	ppb	93
86) 1,3-DCB	18.82	146	53123	8.68070	ppb	97
87) 1,4-DCB	18.99	146	53071	8.70411	ppb	95
88) n-Butylbenzene	19.46	91	74302	8.51613	ppb	94
89) 1,2-DCB	19.61	146	46075	8.71026	ppb	96
90) Hexachloroethane	20.28	117	20067	8.30682	ppb	85
91) 1,2-Dibromo-3-chloropropan	20.90	157	3080	9.28176	ppb	# 72
92) 1,2,4-Trichlorobenzene	22.56	180	29450	9.36354	ppb	95
93) Hexachlorobutadiene	22.89	225	17252	9.11764	ppb	90
94) Naphthalene	22.92	128	48007	9.83046	ppb	96
95) 1,2,3-Trichlorobenzene	23.35	180	26961	9.85427	ppb	95

Quantitation Report

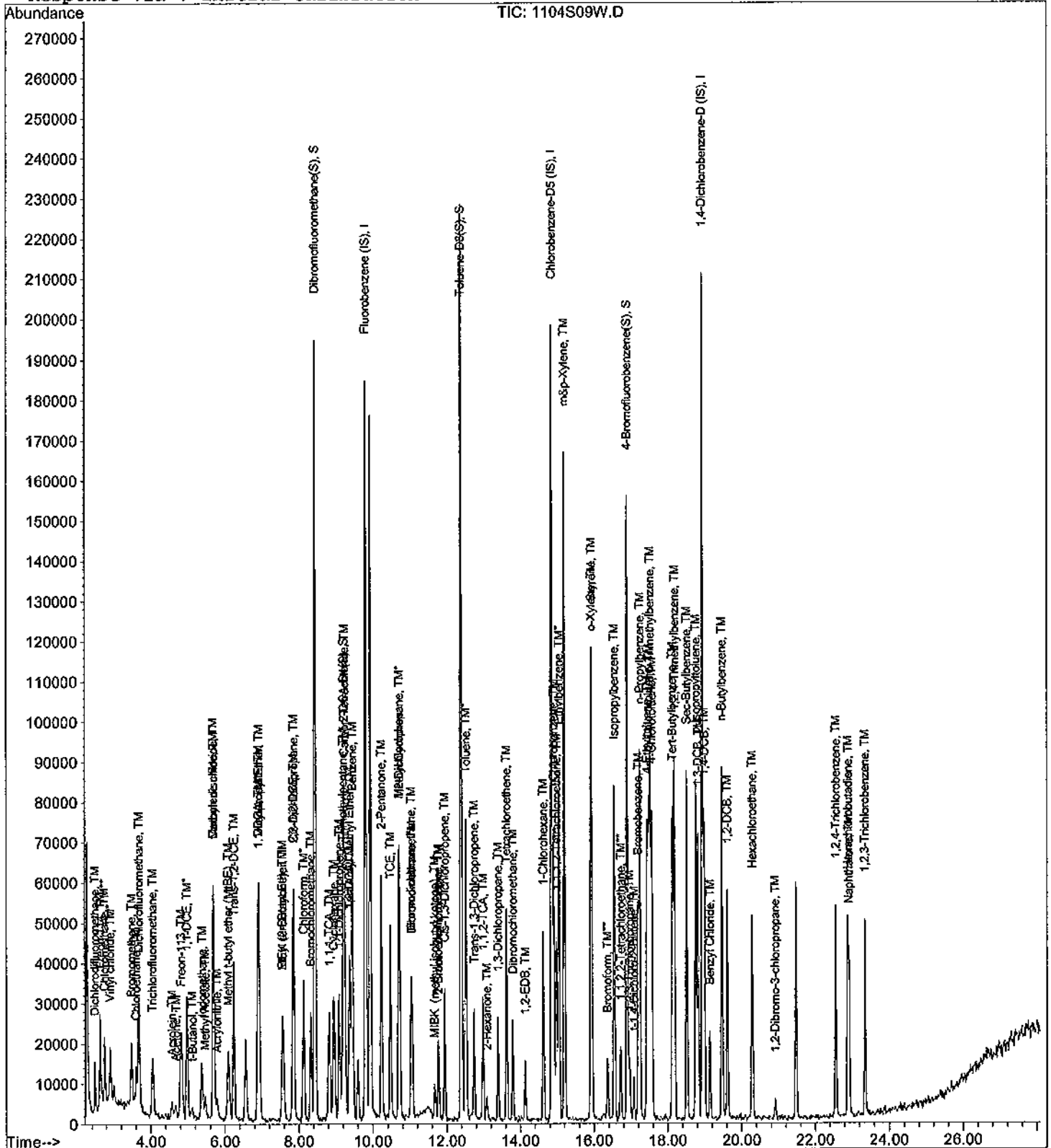
Data File : M:\SWEETPEA\DATA\S111102\1104S09W.D
Acq On : 4 Nov 11 18:57
Sample : AY49559W2120 MSD-1WS
Misc : Water 10mL w/IS:10-28-11

Vial: 9
Operator: DG
Inst : Sweetpea
Multiplr: 1.00

Quant Time: Nov 5 8:23 2011

Quant Results File: SALLW.RES

Method : M:\SWEETPEA\DATA\S111102\SALLW.M (RTE Integrator)
Title : METHOD 8260
Last Update : Fri Nov 04 13:16:33 2011
Response via : Initial Calibration



Data File : M:\CHICO\DATA\C111102\1103C15W.D Vial: 1
 Acq On : 3 Nov 11 18:23 Operator: STC
 Sample : AY49559W1718 MS-1WC (GAS) Inst : Chico
 Misc : Water 10mLw/ IS:10-30-11 Multiplr: 1.00

Quant Time: Nov 10 10:32 2011 Quant Results File: CGAS.RES

Quant Method : M:\CHICO\DATA\C111030\CGAS.M (RTE Integrator)
 Title : METHOD 8260B
 Last Update : Thu Nov 03 10:47:02 2011
 Response via : Initial Calibration
 DataAcq Meth : PC8260-1

Internal Standards	R.T.	QIon	Response	Conc	Units	Dev(Min)
1) Fluorobenzene (IS)	12.88	TIC	622633	25.00000	ppb	0.04
3) Chlorobenzene-D5 (IS)	18.08	TIC	687505	25.00000	ppb	0.05
4) 1,4-Dichlorobenzene-D (IS)	22.28	TIC	756055	25.00000	ppb	0.04

System Monitoring Compounds

Target Compounds	R.T.	QIon	Response	Conc	Units	Qvalue
2) Gasoline	15.64	TIC	25077703m	352.64228	ppb	100

Quantitation Report

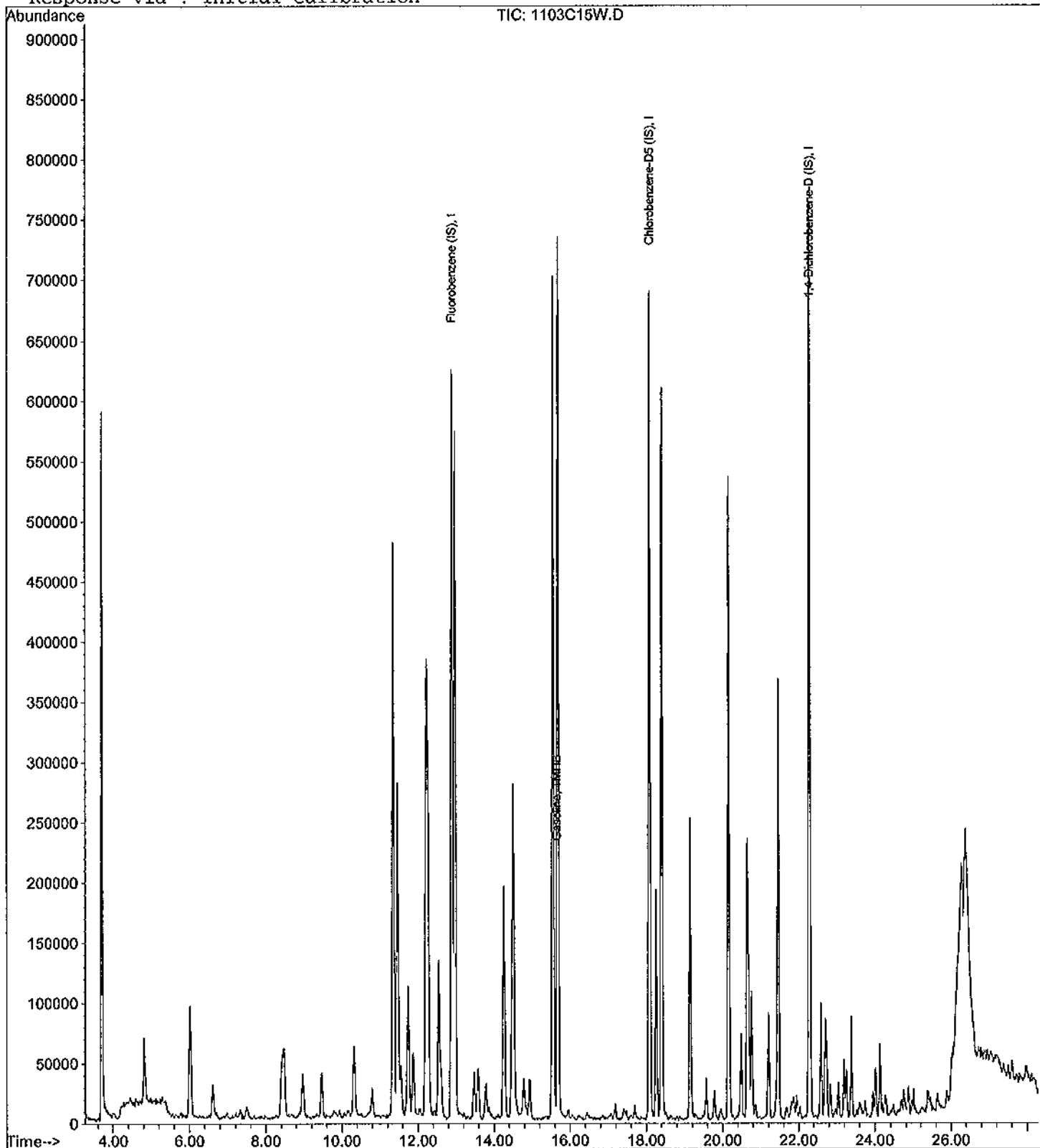
Data File : M:\CHICO\DATA\C111102\1103C15W.D
Acq On : 3 Nov 11 18:23
Sample : AY49559W1718 MS-1WC (GAS)
Misc : Water 10mLw/ IS:10-30-11

Vial: 1
Operator: STC
Inst : Chico
Multiplr: 1.00

Quant Time: Nov 10 10:32 2011

Quant Results File: CGAS.RES

Method : M:\CHICO\DATA\C111030\CGAS.M (RTE Integrator)
Title : METHOD 8260B
Last Update : Thu Nov 03 10:47:02 2011
Response via : Initial Calibration



Data File : M:\CHICO\DATA\C111102\1103C16W.D Vial: 1
 Acq On : 3 Nov 11 19:06 Operator: STC
 Sample : AY49559W1718 MSD-1WC (GAS) Inst : Chico
 Misc : Water 10mLw/ IS:10-30-11 Multiplr: 1.00

Quant Time: Nov 10 10:32 2011 Quant Results File: CGAS.RES

Quant Method : M:\CHICO\DATA\C111030\CGAS.M (RTE Integrator)
 Title : METHOD 8260B
 Last Update : Thu Nov 03 10:47:02 2011
 Response via : Initial Calibration
 DataAcq Meth : PC8260-1

Internal Standards	R.T.	QIon	Response	Conc	Units	Dev(Min)
1) Fluorobenzene (IS)	12.88	TIC	635554	25.00000	ppb	0.04
3) Chlorobenzene-D5 (IS)	18.08	TIC	691542	25.00000	ppb	0.04
4) 1,4-Dichlorobenzene-D (IS)	22.28	TIC	767969	25.00000	ppb	0.03

System Monitoring Compounds

Target Compounds	R.T.	QIon	Response	Conc	Units	Qvalue
2) Gasoline	15.64	TIC	25394934m	348.55219	ppb	100

Quantitation Report

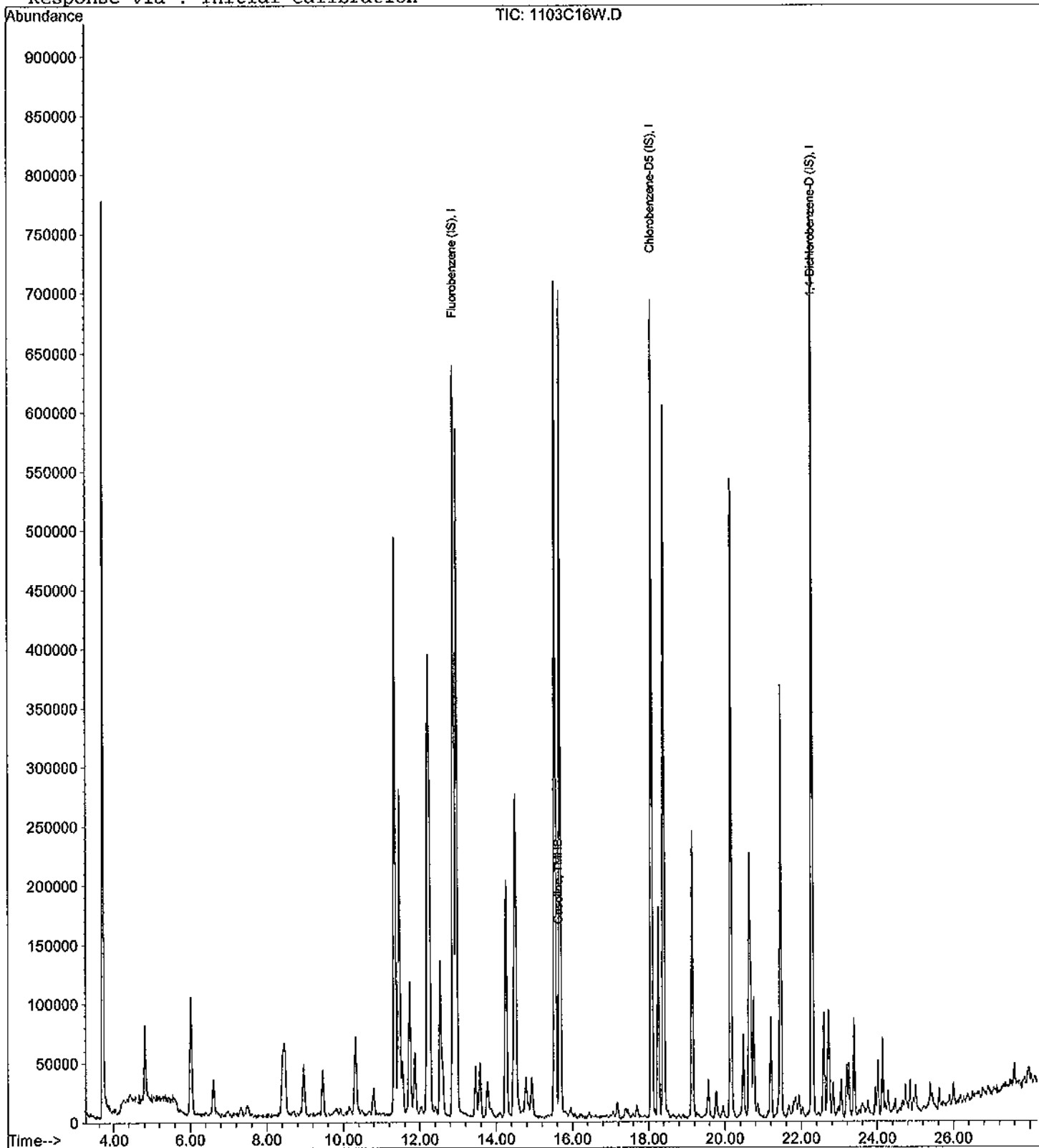
Data File : M:\CHICO\DATA\C111102\1103C16W.D
Acq On : 3 Nov 11 19:06
Sample : AY49559W1718 MSD-1WC (GAS)
Misc : Water 10mLw/ IS:10-30-11

Vial: 1
Operator: STC
Inst : Chico
Multiplr: 1.00

Quant Time: Nov 10 10:32 2011

Quant Results File: CGAS.RES

Method : M:\CHICO\DATA\C111030\CGAS.M (RTE Integrator)
Title : METHOD 8260B
Last Update : Thu Nov 03 10:47:02 2011
Response via : Initial Calibration

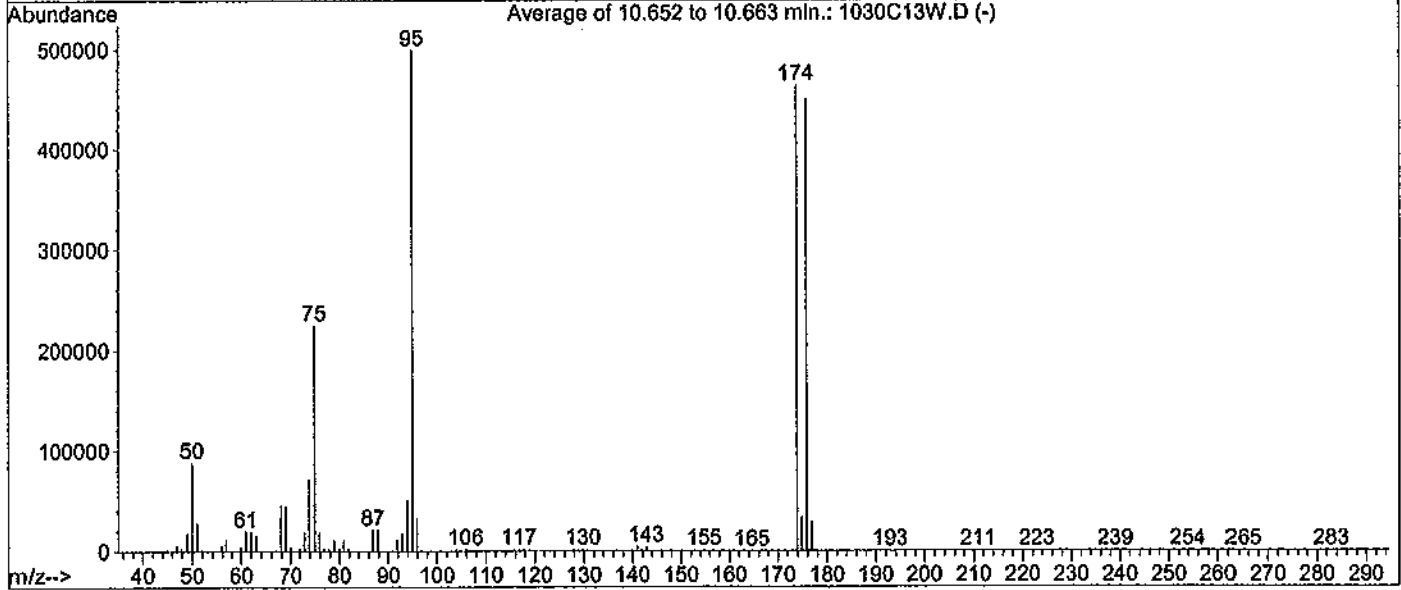
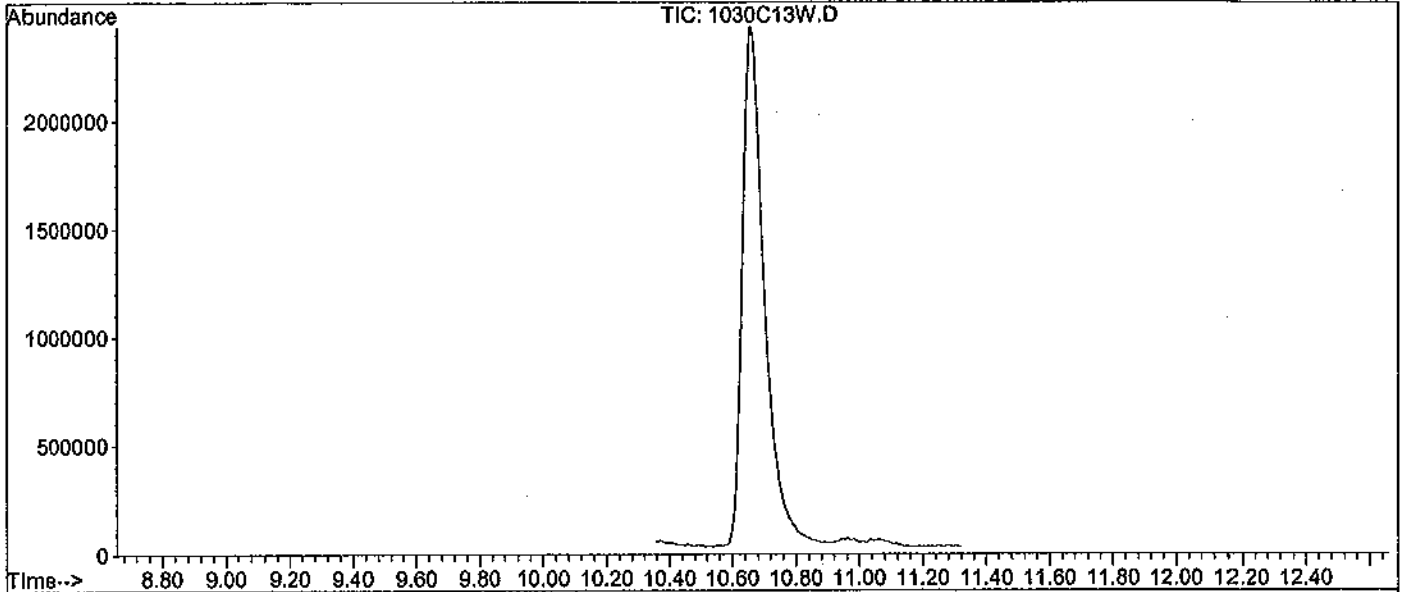


BFB

Data File : M:\CHICO\DATA\C111030\1030C13W.D
 Acq On : 30 Oct 11 22:01
 Sample : 20ug/ml BFB Std 10-19-11
 Misc : Water 2uL

Vial: 1
 Operator: RS
 Inst : Chico
 Multiplr: 1.00

Method : M:\CHICO\DATA\C111030\CALLW.M (RTE Integrator)
 Title : METHOD 8260



AutoFind: Scans 52, 53, 54; Background Corrected with Scan 36

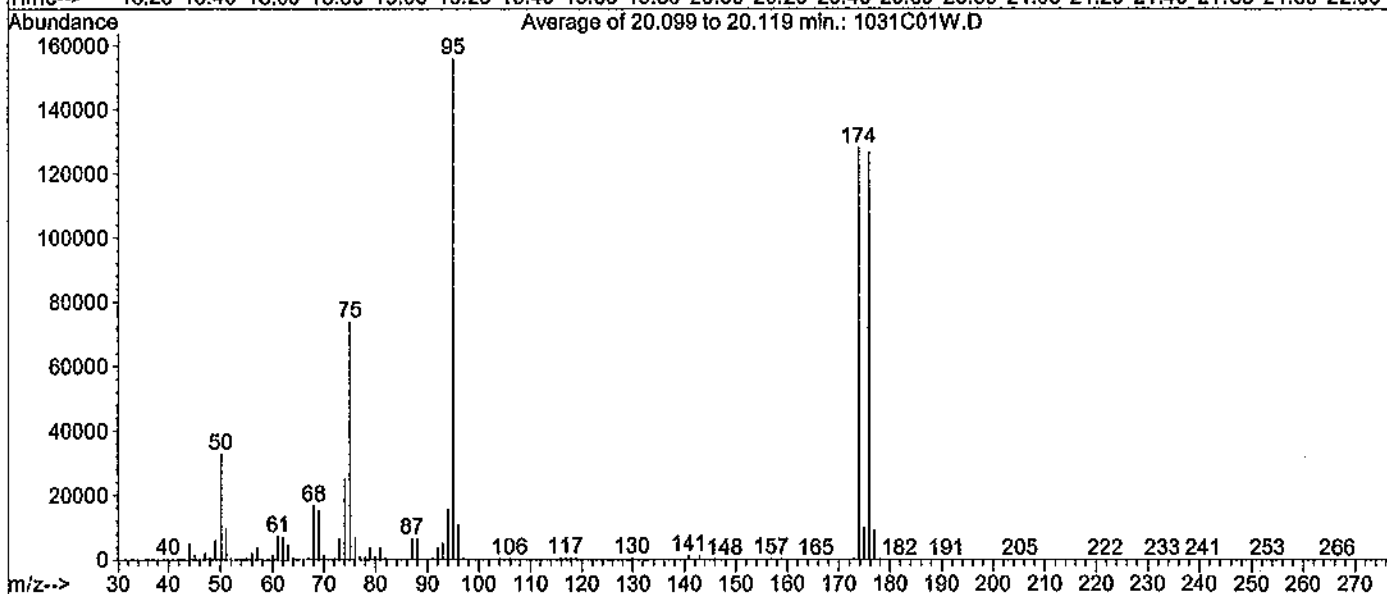
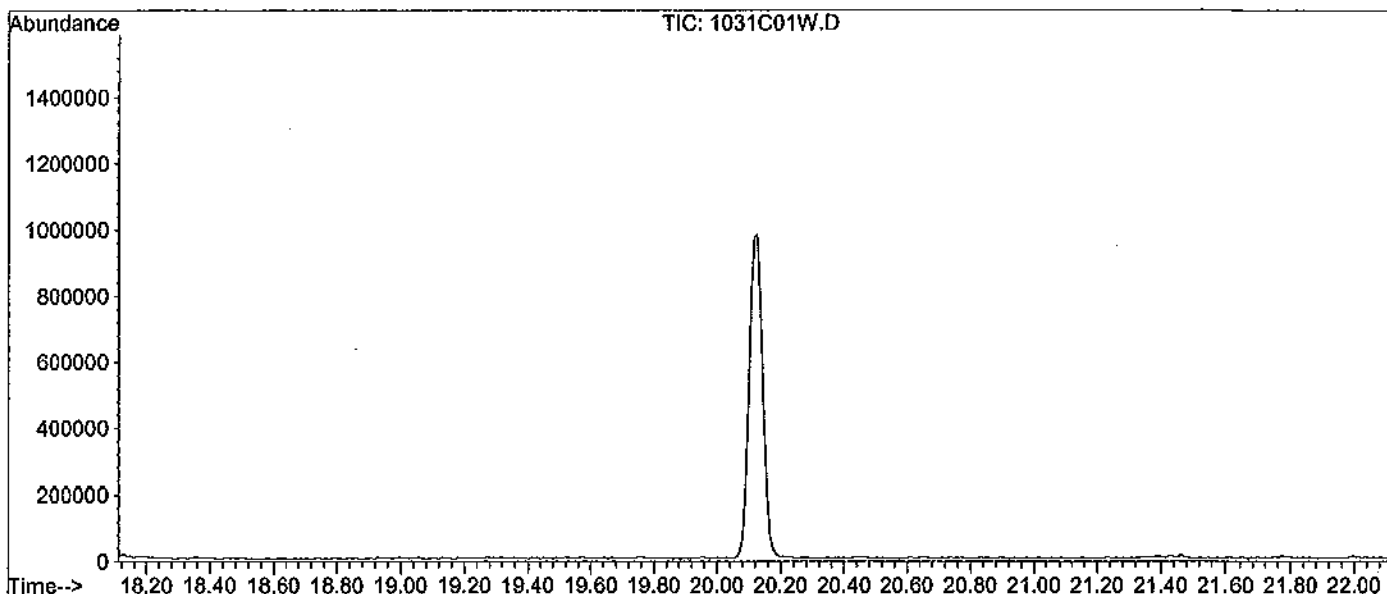
Target Mass	Rel. to Mass	Lower Limit%	Upper Limit%	Rel. Abn%	Raw Abn	Result Pass/Fail
50	95	15	40	17.7	88217	PASS
75	95	30	60	45.1	224883	PASS
95	95	100	100	100.0	499051	PASS
96	95	5	9	6.5	32634	PASS
173	174	0.00	2	0.0	0	PASS
174	95	50	100	92.8	463189	PASS
175	174	5	9	7.2	33219	PASS
176	174	95	101	97.1	449771	PASS
177	176	5	9	6.4	28567	PASS

BFB

Data File : M:\CHICO\DATA\C111030\1031C01W.D
Acq On : 31 Oct 11 19:50
Sample : 20ug/mL BFB STD10-19-11
Misc : Water 2ul

Vial: 1
Operator: STC
Inst : Chico
Multiplr: 1.00

Method : M:\CHICO\DATA\C111030\CALLW.M (RTE Integrator)
Title : METHOD 8260



Spectrum Information: Average of 20.099 to 20.119 min.

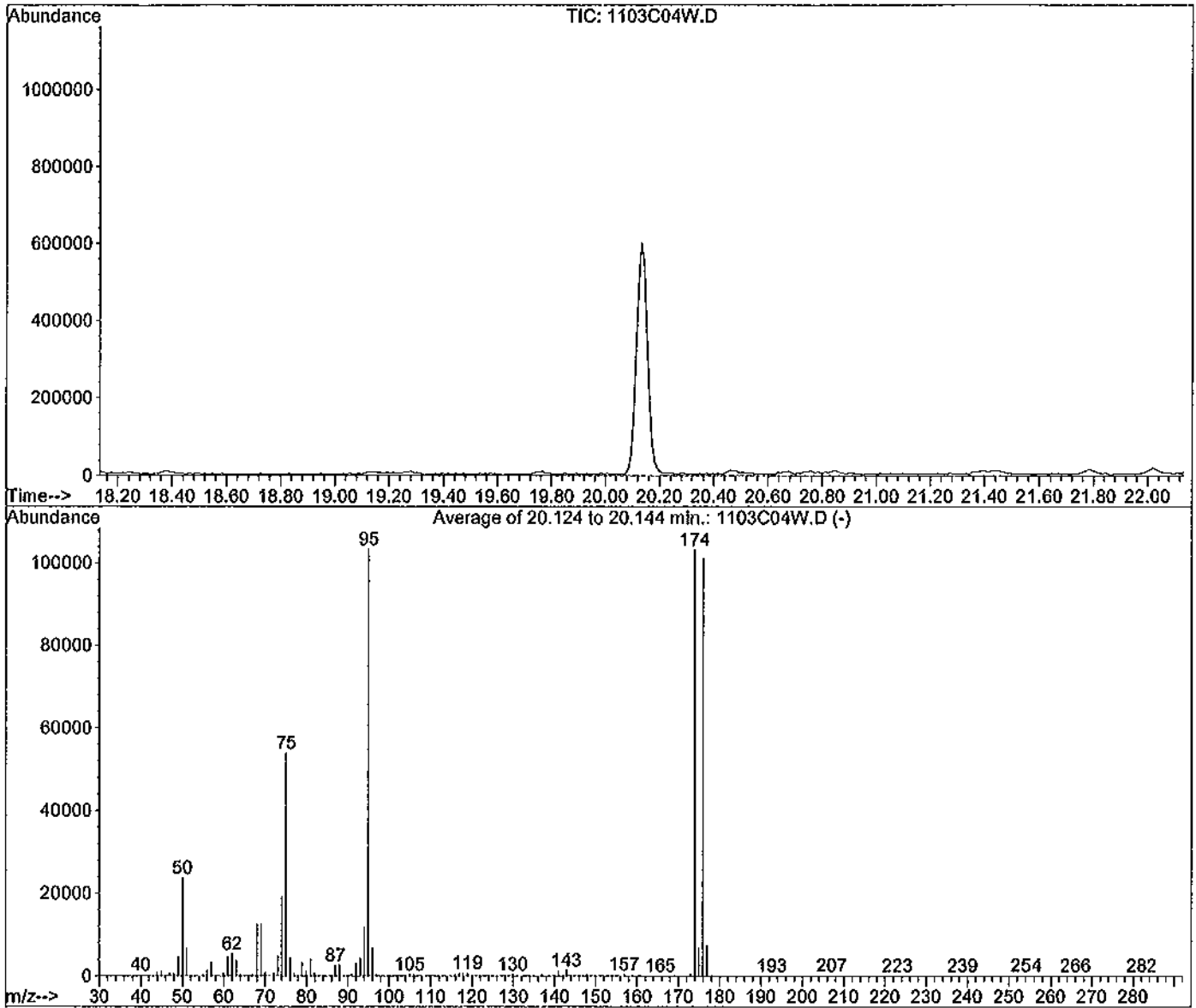
Target Mass	Rel. to Mass	Lower Limit%	Upper Limit%	Rel. Abn%	Raw Abn	Result Pass/Fail
50	95	15	40	21.0	32803	PASS
75	95	30	60	47.5	73965	PASS
95	95	100	100	100.0	155859	PASS
96	95	5	9	7.0	10958	PASS
173	174	0.00	2	0.3	376	PASS
174	95	50	100	82.2	128160	PASS
175	174	5	9	7.8	10028	PASS
176	174	95	101	99.0	126891	PASS
177	176	5	9	7.3	9255	PASS

BFB

Data File : M:\CHICO\DATA\C111102\1103C04W.D
Acq On : 3 Nov 11 11:11
Sample : 20ug/mL BFB STD 10-19-11B
Misc : 2uL

Vial: 1
Operator: STC
Inst : Chico
Multiplr: 1.00

Method : M:\CHICO\DATA\C111030\CGAS.M (RTE Integrator)
Title : METHOD 8260B



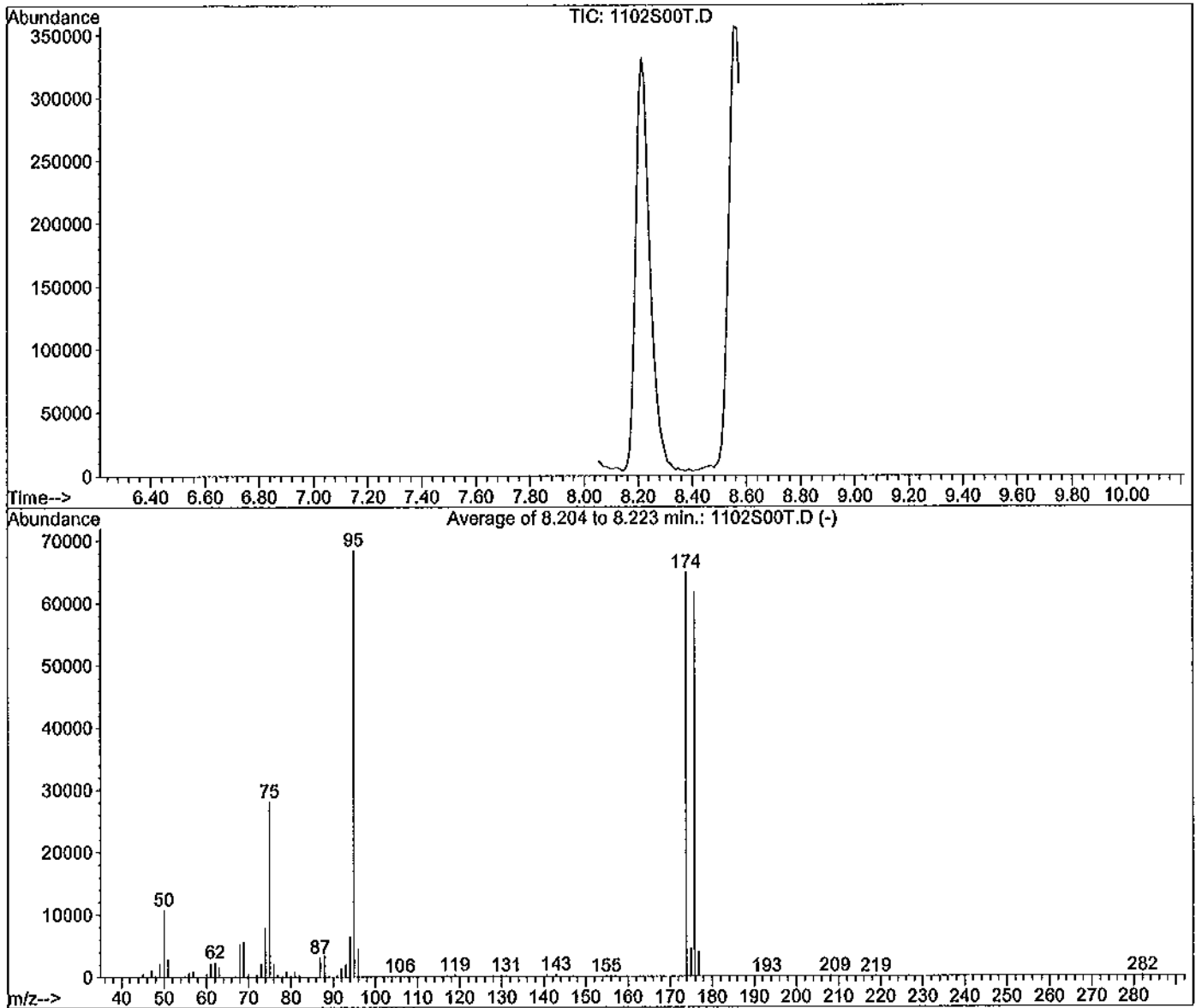
Spectrum Information: Average of 20.124 to 20.144 min.

Target Mass	Rel. to Mass	Lower Limit%	Upper Limit%	Rel. Abn%	Raw Abn	Result Pass/Fail
50	95	15	40	23.0	23725	PASS
75	95	30	60	52.2	53968	PASS
95	95	100	100	100.0	103344	PASS
96	95	5	9	6.6	6815	PASS
173	174	0.00	2	0.6	597	PASS
174	95	50	100	99.8	103141	PASS
175	174	5	9	6.6	6818	PASS
176	174	95	101	98.2	101235	PASS
177	176	5	9	7.4	7469	PASS

Data File : M:\SWEETPEA\DATA\S111102\1102S00T.D
 Acq On : 2 Nov 11 18:50
 Sample : 20ug/mL BFB Std 10-19-11A
 Misc : 2uL

Vial: 1
 Operator: DG
 Inst : Sweetpea
 Multiplr: 1.00

Method : M:\SWEETPEA\DATA\S111102\SALLW.M (RTE Integrator)
 Title : METHOD 8260



Spectrum Information: Average of 8.204 to 8.223 min.

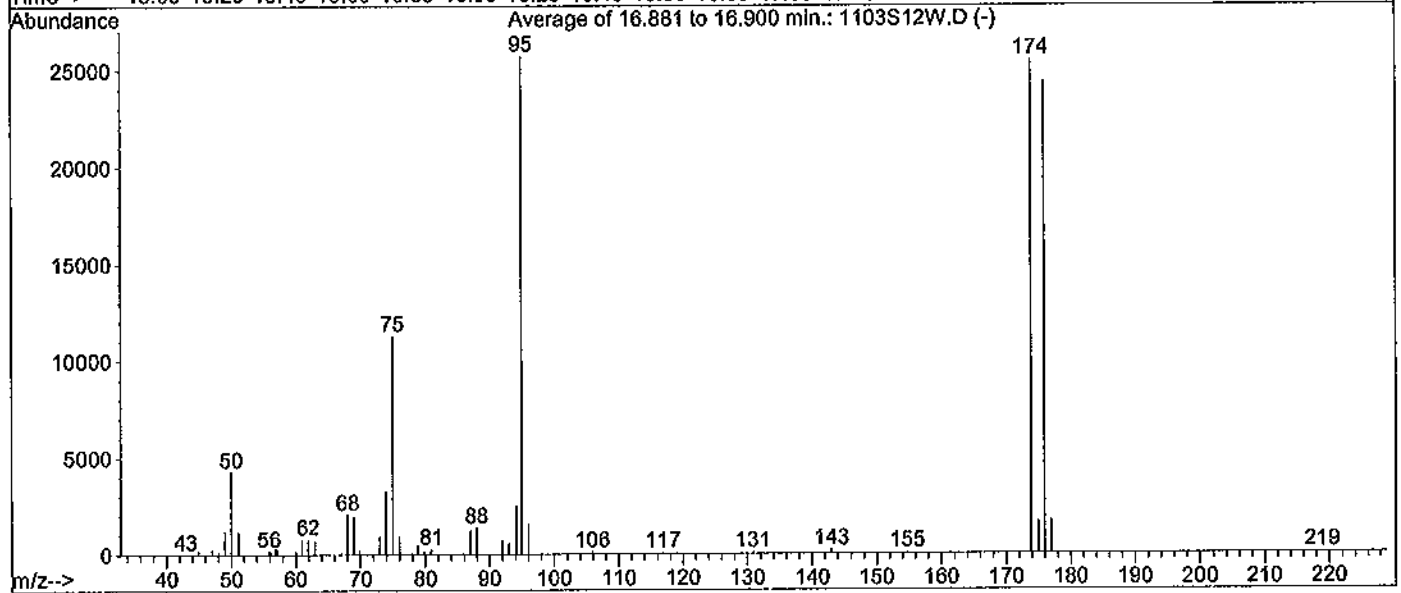
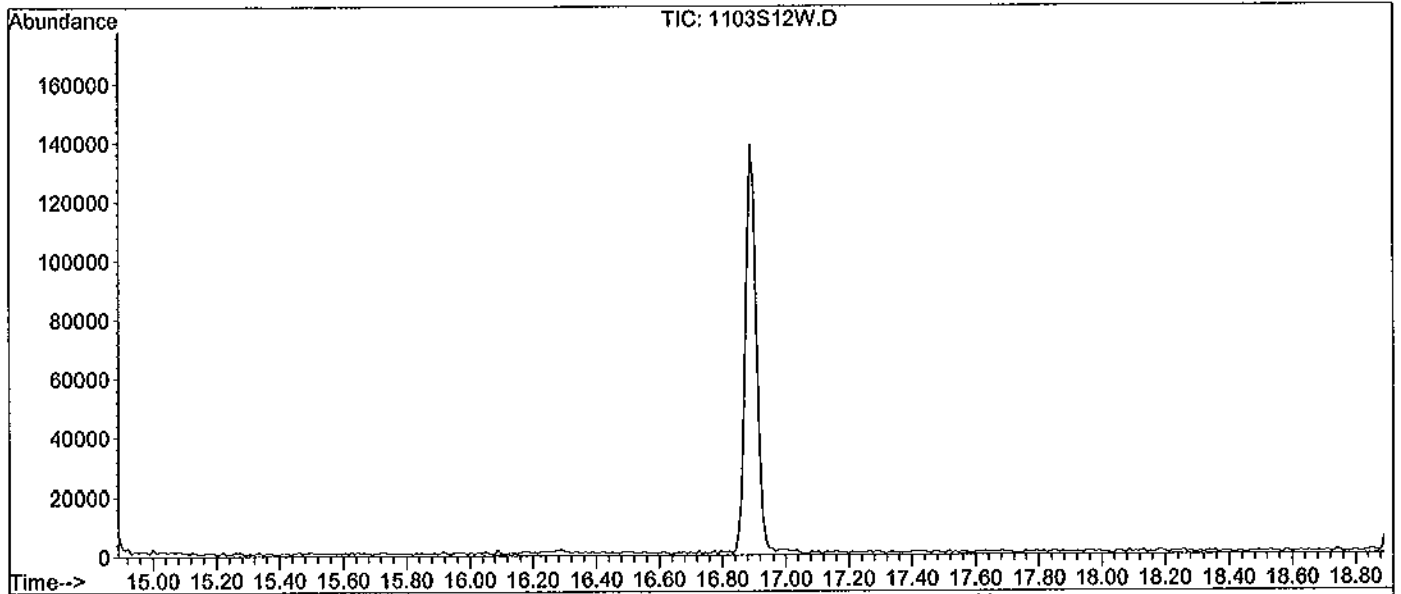
Target Mass	Rel. to Mass	Lower Limit%	Upper Limit%	Rel. Abn%	Raw Abn	Result Pass/Fail
50	95	15	40	15.8	10808	PASS
75	95	30	60	41.1	28139	PASS
95	95	100	100	100.0	68523	PASS
96	95	5	9	6.6	4529	PASS
173	174	0.00	2	0.0	0	PASS
174	95	50	100	94.7	64891	PASS
175	174	5	9	6.9	4491	PASS
176	174	95	101	95.1	61707	PASS
177	176	5	9	6.5	3993	PASS

BFB

Data File : M:\SWEETPEA\DATA\S111102\1103S12W.D
 Acq On : 3 Nov 11 21:34
 Sample : 20ug/mL BFB 10-19-11
 Misc : 2uL

Vial: 12
 Operator: DG
 Inst : Sweetpea
 Multiplr: 1.00

Method : M:\SWEETPEA\DATA\S111102\SALLW.M (RTE Integrator)
 Title : METHOD 8260



Spectrum Information: Average of 16.881 to 16.900 min.

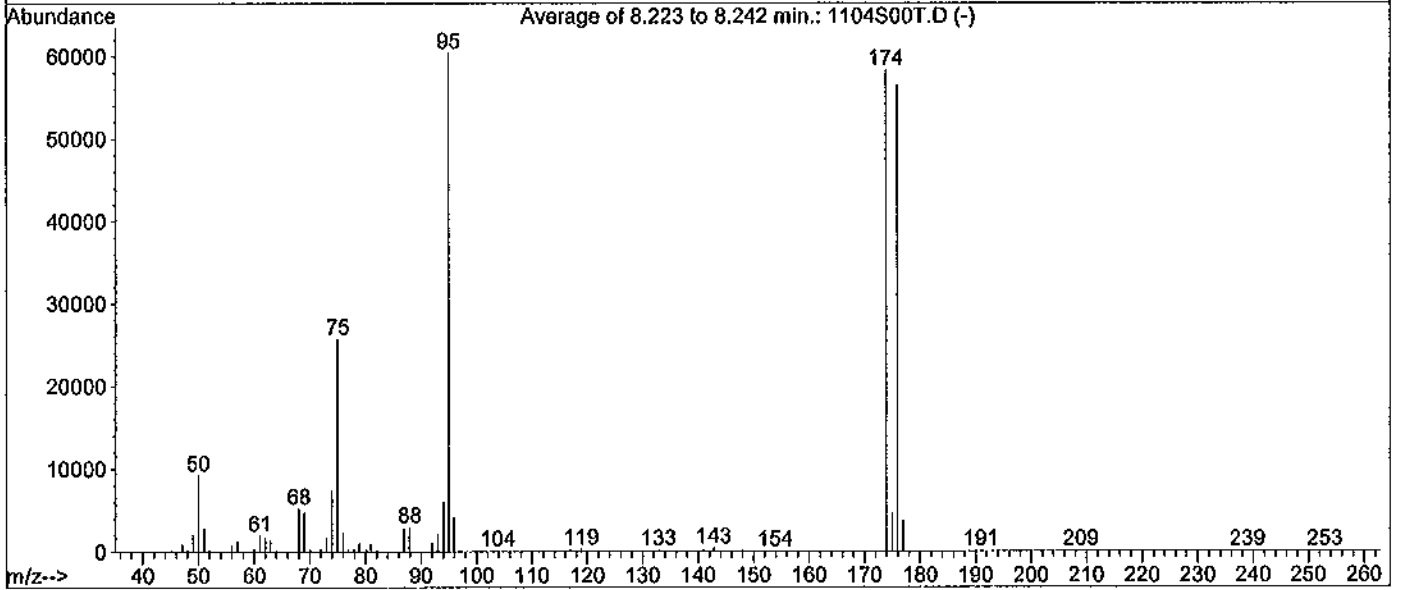
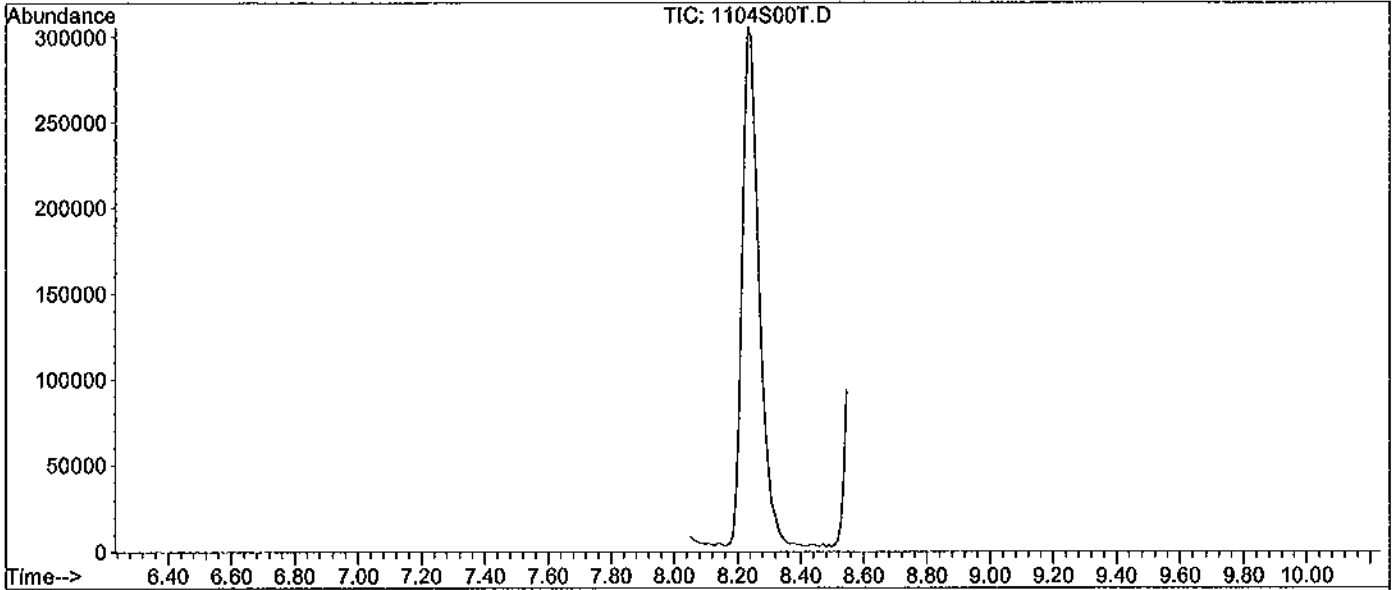
Target Mass	Rel. to Mass	Lower Limit%	Upper Limit%	Rel. Abn%	Raw Abn	Result Pass/Fail
50	95	15	40	16.7	4290	PASS
75	95	30	60	43.9	11298	PASS
95	95	100	100	100.0	25728	PASS
96	95	5	9	6.1	1574	PASS
173	174	0.00	2	0.0	0	PASS
174	95	50	100	99.1	25485	PASS
175	174	5	9	6.5	1646	PASS
176	174	95	101	95.8	24405	PASS
177	176	5	9	7.2	1763	PASS

BFB

Data File : M:\SWEETPEA\DATA\S111102\1104S00T.D
 Acq On : 4 Nov 11 12:36
 Sample : 20ug/mL BFB Std 09-30-11A
 Misc : 2uL

Vial: 1
 Operator: DG
 Inst : Sweetpea
 Multiplr: 1.00

Method : M:\SWEETPEA\DATA\S111102\SALLW.M (RTE Integrator)
 Title : METHOD 8260



Spectrum Information: Average of 8.223 to 8.242 min.

Target Mass	Rel. to Mass	Lower Limit%	Upper Limit%	Rel. Abn%	Raw Abn	Result Pass/Fail
50	95	15	40	15.3	9229	PASS
75	95	30	60	42.6	25725	PASS
95	95	100	100	100.0	60376	PASS
96	95	5	9	6.9	4155	PASS
173	174	0.00	2	0.0	0	PASS
174	95	50	100	96.5	58293	PASS
175	174	5	9	7.8	4545	PASS
176	174	95	101	96.8	56424	PASS
177	176	5	9	6.6	3707	PASS

Volatiles Standard Curve Preparation for 5mL Purge (8260 eqII)-THOR

Date	Conc.	Expiration Date: 08/18/11											
		500µg/mL Vol Std #9	500µg/mL Sur	500µg/mL Vol Std #7	500µg/mL Vol Std #3	500µg/mL Sur	500µg/mL Vol Std #10	500µg/mL Vol Std #1	500µg/mL Vol Std #2	500µg/mL Vol Std #12			
08-15-11A	2	2	2	n/a	n/a	n/a	2	n/a	2	n/a	n/a	n/a	
08-15-11B	5	5	5	n/a	n/a	n/a	5	n/a	5	n/a	n/a	n/a	
08-15-11C	10	10	10	n/a	n/a	n/a	10	n/a	10	n/a	n/a	n/a	
08-15-11D	20	20	20	n/a	n/a	n/a	20	n/a	20	n/a	n/a	n/a	
08-15-11E	50	n/a	n/a	n/a	n/a	n/a	5	n/a	5	n/a	n/a	n/a	
08-15-11F	100	n/a	n/a	n/a	n/a	n/a	10	n/a	10	n/a	n/a	n/a	
08-15-11G	200	n/a	n/a	n/a	n/a	n/a	20	n/a	20	n/a	n/a	n/a	

2500µg/mL TBA	Final Vol
08-10-11W	µl
Exp:08-17-11	ml
1	5
2	5
3	5
4	5
5	5
6	5
7	5

Volatiles Standard Curve Preparation for 5mL Purge (8260 eqII)-THOR

Date	Conc.	Expiration Date: 08/17/11											
		500µg/mL Vol Std #9	500µg/mL Sur	500µg/mL Vol Std #7	500µg/mL Vol Std #3	500µg/mL Sur	500µg/mL Vol Std #10	500µg/mL Vol Std #1	500µg/mL Vol Std #2	500µg/mL Vol Std #12			
08-16-11A	2	2	2	n/a	n/a	n/a	2	n/a	2	n/a	n/a	n/a	
08-16-11B	5	5	5	n/a	n/a	n/a	5	n/a	5	n/a	n/a	n/a	
08-16-11C	10	10	10	n/a	n/a	n/a	10	n/a	10	n/a	n/a	n/a	
08-16-11D	20	20	20	n/a	n/a	n/a	20	n/a	20	n/a	n/a	n/a	
08-16-11E	50	n/a	n/a	n/a	n/a	n/a	5	n/a	5	n/a	n/a	n/a	
08-16-11F	100	n/a	n/a	n/a	n/a	n/a	10	n/a	10	n/a	n/a	n/a	
08-16-11G	200	n/a	n/a	n/a	n/a	n/a	20	n/a	20	n/a	n/a	n/a	

2500µg/mL TBA	Final Vol
08-10-11W	µl
Exp:08-17-11	ml
1	5
2	5
3	5
4	5
5	5
6	5
7	5

Method 8260 Gases, 2,000 µg/L, 2 X 0.5 ml

Lot # 110016-03
 Storage 5
 Expiry 3/11/14
 Sub: P/T Methanol
 Method 8260 Gases
 Lot #: 170302 - 28666
 Rec: 4/20/11 MFR exp. 03/11/14

8-17-11
 RS

A-

Method 8260B Surrogate Solution, 2,000 mg/L, 1 ml

Lot # 130002-01
 Storage 5
 Expiry 10/11/13
 Sub: P/T Methanol
 Method 8260B Surrogate
 Lot #: 184585 - 28720
 Rec: 4/20/11 MFR exp. 10/12/13

8-17-11
 RS

B-

VOC Mix 4-3, 2,000 mg/L, 1 ml

Lot # 171714
 Storage 5
 Expiry 4/11/13
 Sub: P/T Methanol
 VOC Mix 4-3, 2000mg/L
 Lot #: 171714 - 29243
 Rec: 8/5/11 MFR exp. 04/11/13

8-17-11
 RS

C-

030

GCMS STANDARD PREPARATION BOOK # 98 PAGE #

08-17-11V		Exp: 08/24/11					
Sug/ml Vol Work Std #9	SOURCE	Lot	APPL Code	APPL Exp Date	u1		
50ug/ml Vol Work Std #7			08-17-11R	09/02/11	200		
50ug/ml Vol Work Std #8			08-17-11V	09/02/11	200		
J&T Brand			08/12/12	06/08/12	1600		
08-17-11W		Exp: 08/24/11					
Sug/ml Vol Work Std #10	SOURCE	Lot	APPL Code	APPL Exp Date	u1		
50ug/ml Vol Work Std #1			08-17-11S	09/02/11	200		
J&T Brand			08/12/12	06/08/12	1600		
08-17-11X		Exp: 08/24/11					
Sug/ml Vol Work Std #12	SOURCE	Lot	APPL Code	APPL Exp Date	u1		
50ug/ml Vol Work Std #2			08-17-11U	09/02/11	200		
J&T Brand			08/12/12	06/08/12	1600		
08-17-11Y		Conc.		Date		Exp.	
50ug/ml #260 Surrogate		ug/ml	Lot #	Code	Date	u1	
Exp: 08/24/11							
0281	120002-01	8260B Surr Solution	2000	164585-28720	08-17-11B	09/14/11	100
J&T Brand		Purge & Trap MeOH		K07B34-00543	08/12/12	10/14/11	3900
08-17-11Z		Exp: 08/24/11					
5.0ug/ml #260 Surrogate		Lot	APPL Code	APPL Exp Date	u1		
			08-17-11V	09/02/11	200		
J&T Brand			08/05/12	06/08/12	1600		
08-17-11AA							
250ug/ml TBA/IBA/Acetonitrile/Cyclohexanone/Acroleins/2-P						APPL	
Exp: 08/24/11		Conc.		Date	Exp.		
Supplier	ID #	ug/ml	Lot #	Code	Date	u1	
0281	120166-01	Volatile Mix 4-3	2000	171714-29243	08-17-11C	12/17/11	100
0281	020229-09	Acrolein	10000	175936-25032	08-04-11U	08/22/11	100
J&T Brand		Purge & Trap MeOH		K07B34-00543	08/12/12	10/14/11	1400

8-17-11
RS

8-17-11
RS

8-17-11
RS

8-17-11
RS

CHICO							
Supplier	ID #	Conc.	Lot #	Code	Date	Exp.	u1
08-17-11AB							
250ug/ml #260 Internal Standard - Chico		ug/ml					
0281	120302-03	Internal Standard Mix	2000	166256-27947	08-09-11A	10/23/11	100
0281	020132-02	Fluorobenzene Standard	2000	169170-28263	08-09-11B	10/23/11	100
J&T Baker		Purge & Trap MeOH		K07B34-00543	08/12/11	11/14/11	200
08-17-11AC							
250ug/ml #260 Surrogate - Chico		Conc.			Date	Exp.	
Supplier	ID #	ug/ml	Lot #	Code	Date	u1	
0281	120002-01	Surrogate Standard	2000	164585-28727	08-09-11C	10/23/11	100
J&T Baker		Purge & Trap MeOH		K07B34-00543	08/12/11	11/14/11	200

8-17-11
RS

8-17-11
RS

08-17-11AD							
Supplier	ID #	Conc.	Lot #	Code	Date	Exp.	u1
08-17-11AD							
50ug/ml #260B Surrogate- Nao		ug/ml			Date	Exp.	
0281	8260B Surr	Surrogate Standards	2000	164585-28720	08-17-11B	12/13/11	100
J.T Baker		Purge & Trap MeOH		K07B34-00543	08/12/11	10/10/11	19500

8-17-11
RS

8-18-11
RS

Volatile Standard Curve Preparation for 10mL Purge (8260 water)-THOR

Expiration Date		09/22/11									
Date	Conc.	Suppl. Vol Std #9	Suppl. Vol Std #9	Suppl. Vol Std #7	Suppl. Vol Std #9	Suppl. Vol Std #9	Suppl. Vol Std #9	Suppl. Vol Std #9	Suppl. Vol Std #9	Suppl. Vol Std #9	Suppl. Vol Std #9
Code	ug/L	Exp:09-26-11	Exp:09-26-11	Exp:09-26-11	Exp:09-26-11	Exp:09-26-11	Exp:09-26-11	Exp:09-26-11	Exp:09-26-11	Exp:09-26-11	Exp:09-26-11
09-21-11B	0.3	3	5	n/a	n/a	n/a	n/a	n/a	n/a	n/a	n/a
09-21-11C	0.5	5	10	n/a	n/a	n/a	n/a	n/a	n/a	n/a	n/a
09-21-11D	1	10	20	n/a	n/a	n/a	n/a	n/a	n/a	n/a	n/a
09-21-11E	2	20	40	n/a	n/a	n/a	n/a	n/a	n/a	n/a	n/a
09-21-11F	5	n/a	n/a	5	10	n/a	n/a	n/a	n/a	n/a	n/a
09-21-11G	10	n/a	n/a	10	20	25	n/a	n/a	n/a	n/a	n/a
09-21-11H	20	n/a	n/a	20	40	40	n/a	n/a	n/a	n/a	n/a
09-21-11I	40	n/a	n/a	40	80	80	n/a	n/a	n/a	n/a	n/a
09-21-11J	100	n/a	n/a	100	100	100	n/a	n/a	n/a	n/a	n/a

Volatile Standard Curve Preparation for 10mL Purge (824 water)-NEO

Expiration Date		09/22/11				250ug/mL TAPD		Final Vol	
Date	Conc.	Suppl. Vol Std #9	Suppl. Vol Std #7	Suppl. Vol Std #8	250ug/mL TAPD	Final Vol	Final Vol	Final Vol	
Code	ug/L	Exp:09-26-11	Exp:09-26-11	Exp:09-26-11	Exp:09-26-11	ml	ml	ml	
09-21-11K	0.2	2	n/a	n/a	2	50	50	50	
09-21-11L	0.5	5	n/a	n/a	5	50	50	50	
09-21-11M	1	10	n/a	n/a	10	50	50	50	
09-21-11N	2	20	n/a	n/a	1E	50	50	50	
09-21-11O	5	n/a	5	5	20	50	50	50	
09-21-11P	10	n/a	10	10	25	50	50	50	
09-21-11Q	40	n/a	40	40	35	50	50	50	
09-21-11R	100	n/a	100	100	40	50	50	50	

250ug/mL TAPD	Final Vol
Exp:09-26-11	ml
3	50
5	50
10	50
15	50
20	50
25	50
30	50
35	50
40	50



65441
AY44799 W01
VOA_Frig

VOLATILES 38083 - 062910

Part #: 38083 Laboratory Use Only - See MSDS
 Lot #: 062910 Exp: 062913 Storage 0 °C
 CWA Volatiles in Non-Potable Water
 Varied in methanol 2 mL
 ABSOLUTE STANDARDS, INC. • 800-368-1131

Sweetpea		250ug/mL 8260 Internal Standard - Sweetpea		Conc.	Date	Exp.
Supplier	ID #			ug/ml	Code	Date
0281	120302-03	Internal Standard Mix		2000	166255-28349	09-14-11A
	020132-02	Fluorobenzene Standard		2000	169170-28739	09-14-11B
J.T.Baker		Purge & Trap MeOH			K07634-00547	09/12/11

23-11 B-

Method 8160 Internal
 Standard-Soliton, 2,000
 mg/L, 1 ml
 Lot # 160255 Storage 5-10 Degrees C Expiry 11/18/12
 Solv: P/T Methanol
 Method 8260 Internal Standard
 Lot #: 166255 - 28350
 Rec: 2/17/11 MFR exp. 11/18/12

23-11 C-

Fluorobenzene Solution,
 2,000 mg/L, 1 ml
 Lot # 169170 Storage 5-6 Degrees C Expiry 2/13/14
 Solv: P/T Methanol
 Fluorobenzene
 Lot #: 169170 - 28738
 Rec: 4/20/11 MFR exp. 02/13/14

CHICO						
09-23-11D						
250ug/ml 8260 Internal Standard - Chico						
Supplier	ID #	Internal Standard Mix	Conc.	Lot #	Date	
02SI	120302-03	Internal Standard Mix	2000	166255-28350	09-23-11B	12/23/11
02SI	020132-02	Fluorobenzene Standard	2000	169170-28738	09-23-11C	12/23/11
J&T Baker		Purge & Trap MeOH		K07834-00547	09/12/11	12/23/11

9-23-11
RS.

9-24-11
RS.

Volatile Standard Curve Preparation for 10mL Purge (8250 water)-SWEETPEA

Expiration Date: 09/24/11										
Date	Conc.	50ug/mL Vol Std #9	Exp/mL Surr	50ug/mL Vol Std #7	50ug/mL Vol Std #8	50ug/mL Surr	50ug/mL Vol Std #6	50ug/mL Vol Std #5	50ug/mL Vol Std #4	50ug/mL Vol Std #3
Code	ug/L	Exp:09-26-11	Exp:09-26-11	Exp:09-26-11	Exp:09-26-11	Exp:09-26-11	Exp:09-26-11	Exp:09-26-11	Exp:09-26-11	Exp:09-26-11
09-23-11E	0.3	3	6	n/a	n/a	n/a	n/a	n/a	n/a	n/a
09-23-11F	0.5	5	10	n/a	n/a	n/a	n/a	n/a	n/a	n/a
09-23-11G	1	10	20	n/a	n/a	n/a	n/a	n/a	n/a	n/a
09-23-11H	2	20	40	n/a	n/a	n/a	n/a	n/a	n/a	n/a
09-23-11I	5	n/a	n/a	5	10	20	n/a	n/a	n/a	n/a
09-23-11J	10	n/a	n/a	10	20	40	n/a	n/a	n/a	n/a
09-23-11K	20	n/a	n/a	20	40	80	n/a	n/a	n/a	n/a
09-23-11L	40	n/a	n/a	40	80	160	n/a	n/a	n/a	n/a
09-23-11M	100	n/a	n/a	100	100	n/a	n/a	n/a	n/a	n/a

9-23-11
RS.

9-24-11
RS.

Volatile Standard Curve Preparation for 10mL Purge (8250 water)-CHICO

Expiration Date: 09/24/11										
Date	Conc.	50ug/mL Vol Std #9	Exp/mL Surr	50ug/mL Vol Std #7	50ug/mL Vol Std #8	50ug/mL Surr	50ug/mL Vol Std #6	50ug/mL Vol Std #5	50ug/mL Vol Std #4	50ug/mL Vol Std #3
Code	ug/L	Exp:09-26-11	Exp:09-26-11	Exp:09-26-11	Exp:09-26-11	Exp:09-26-11	Exp:09-26-11	Exp:09-26-11	Exp:09-26-11	Exp:09-26-11
09-23-11N	0.3	3	6	n/a	n/a	n/a	n/a	n/a	n/a	n/a
09-23-11O	0.5	5	10	n/a	n/a	n/a	n/a	n/a	n/a	n/a
09-23-11P	1	10	20	n/a	n/a	n/a	n/a	n/a	n/a	n/a
09-23-11Q	2	20	40	n/a	n/a	n/a	n/a	n/a	n/a	n/a
09-23-11R	5	n/a	n/a	5	10	20	n/a	n/a	n/a	n/a
09-23-11S	10	n/a	n/a	10	20	40	n/a	n/a	n/a	n/a
09-23-11T	20	n/a	n/a	20	40	80	n/a	n/a	n/a	n/a
09-23-11U	40	n/a	n/a	40	80	160	n/a	n/a	n/a	n/a
09-23-11V	100	n/a	n/a	100	100	n/a	n/a	n/a	n/a	n/a

9-23-11
RS.

9-24-11
RS.

Method 8260 Gases, 2,000
mg/L, 2 X 0.5 ml

120016-03
Lot # Storage Expiry
170302 5-10 Degree C 3/11/14

Soln: P/T Hexane
Method 8280 Gases
Lot #: 170302 - 28677
Rec: 4/20/11 MFR exp. 03/11/14

9-24-11
RS.

A-

RS.

n-Hexane Solution, 1,000
mg/L, 1 ml

020610-02
Lot # Storage Expiry
163378 5-10 Degree C 8/28/15

Soln: P/T Hexane
n-Hexane Solution
Lot #: 163378 - 29230
Rec: 8/6/11 MFR exp. 08/28/15

9-24-11
RS.

B-

RS.

9-29-11
RS.

Expiration Date:		09/30/11									
Date	Conc.	50µg/mL Vol Std #1	50µg/mL Vol Std #2	50µg/mL Vol Std #3	50µg/mL Vol Std #4	50µg/mL Vol Std #5	50µg/mL Vol Std #6	50µg/mL Vol Std #7	50µg/mL Vol Std #8	50µg/mL Vol Std #9	50µg/mL Vol Std #10
09-29-11H	0.3	3	6	n/a	n/a	n/a	n/a	n/a	n/a	n/a	n/a
09-29-11D	0.5	5	10	n/a	n/a	n/a	n/a	n/a	n/a	n/a	n/a
09-29-11E	1	10	20	n/a	n/a	n/a	n/a	n/a	n/a	n/a	n/a
09-29-11F	2	20	40	n/a	n/a	n/a	n/a	n/a	n/a	n/a	n/a
09-29-11G	5	n/a	n/a	5	10	20	40	80	n/a	n/a	n/a
09-29-11H	10	n/a	n/a	10	20	40	80	160	n/a	n/a	n/a
09-29-11I	20	n/a	n/a	20	40	80	160	320	n/a	n/a	n/a
09-29-11J	40	n/a	n/a	40	80	160	320	640	n/a	n/a	n/a
09-29-11K	100	n/a	n/a	100	200	400	800	1600	n/a	n/a	n/a

10-02-11
RS

250µg/mL TAPD	Final Vol w/P&T H ₂ O
0.2	50
0.5	50
1	50
2	50
5	50
10	50
20	50
40	50
80	50
160	50
320	50
640	50

10-02-11
RS

9-30-11 A-
RS.

4-Bromofluorobenzene
Solution, 2,500 mg/L, 1 mL

Lot # 2 28135-03
4-Bromofluorobenzene

Lot #: 176675 - 29375
Rec: 8/9/11 MFR exp. 08/02/14

RS.

10-02-11
RS

250µg/mL TAPD	Final Vol w/P&T H ₂ O
0.2	50
0.5	50
1	50
2	50
5	50
10	50
20	50
40	50
80	50
160	50
320	50
640	50

9-30-11
RS.

Expiration Date:		10/02/11				
Date	Conc.	50µg/mL Vol Std #1	50µg/mL Vol Std #2	50µg/mL Vol Std #3	250µg/mL TAPD	Final Vol w/P&T H ₂ O
10-01-11A	0.2	2	n/a	n/a	2	50
10-01-11B	0.5	5	n/a	n/a	5	50
10-01-11C	1	10	n/a	n/a	10	50
10-01-11D	2	20	n/a	n/a	20	50
10-01-11E	5	n/a	5	10	50	50
10-01-11F	10	n/a	10	20	50	50
10-01-11G	40	n/a	40	80	50	50
10-01-11H	100	n/a	100	200	50	50

10-02-11
RS

10-02-11
RS

10-04-11 A-
RS.

Methon 8260 Internal Standard Solution, 2000 ug/L, 1 ml
 Lot # 120102-03 Storage 5-10 Degrees C Expiry 11/18/12
 Solv: 100% Methanol
 Method 8260 Internal Standard
 Lot #: 166255 - 27949
 Rec: 12/15/10 MFR exp. 11/18/12

RS

10-04-11 B-
RS.

Fluorobenzene Solution, 2000 mg/L, 1 ml
 Lot # 169170 Storage 5-10 Degrees C Expiry 2/13/14
 Solv: 100% Methanol
 Lot #: 169170 - 28730
 Rec: 4/20/11 MFR exp. 02/13/14

RS

Sweetpea									
10-04-11C									
250ug/ml 8260 Internal Standard - Sweetpea									
Supplier	ID #		Conc.		Lot #		Date		
O2SI	120102-03	Internal Standard Mix	2000	166255-28349	10-04-11A				
	020132-02	Fluorobenzene Standard	2000	169170-28730	10-04-11B				
J.T.Baker		Purge & Trap MeOH		K14806-00551	10/01/11				
10-04-11D									
250ug/ml 8260 Surrogate - Sweetpea									
Supplier	ID #		Conc.		Lot #		Date		
O2SI	120002-01	Surrogate Standards	2000	173249-28846	09-28-11D				
J.T.Baker		Purge & Trap MeOH		K14806-00551	10/01/11				

10-04-11
RS.

10-04-11
RS.

10-04-11E									
50ug/ml 8260 Surrogate - Max									
Supplier	ID #		Conc.		Lot #		Date		
O2SI	120002-01	Surrogate Standard	2000	173249-28846	09-28-11D				
J.T.Baker		Purge & Trap MeOH		K14806-00551	10/01/11				

Volatile Standard Curve Preparation for 10ml, Purge (8260 water) SWEETPEA									
Date	Conc. ug/L	Expiration Date:		50ug/ml, Vol Std #9	50ug/ml, Vol Std #7	50ug/ml, Vol Std #8	50ug/ml, Vol Std #6	50ug/ml, Vol Std #5	50ug/ml, Vol Std #4
		10-02-11M	10-02-11Q						
10-04-11F	0.3	3	5	n/a	n/a	n/a	n/a	n/a	n/a
10-04-11G	0.5	5	10	n/a	n/a	n/a	n/a	n/a	n/a
10-04-11H	1	10	20	n/a	n/a	n/a	n/a	n/a	n/a
10-04-11I	2	20	40	n/a	n/a	n/a	n/a	n/a	n/a
10-04-11J	5	n/a	n/a	5	5	10	10	20	20
10-04-11K	10	n/a	n/a	10	10	25	25	50	50
10-04-11L	20	n/a	n/a	20	20	40	40	80	80
10-04-11M	40	n/a	n/a	40	40	80	80	160	160
10-04-11N	100	n/a	n/a	100	100	100	100	200	200

10-04-11
RS.

10-04-11
RS.

10-04-11
RS.

10-05-11
RS.

10-05-11
RS.

10-10-11
RS.

GCMS STANDARD PREPARATION BOOK # PAGE #

091

Volatile Standard Curve Preparation for 10mL Purge (8260 water)-MAX

Expiration Date:		10/28/2011									
Date	Conc	50µg/mL Vol Std #9	50µg/mL Std	50µg/mL Vol Std #7	50µg/mL Vol Std #8	50µg/mL Std	50µg/mL Vol Std #10	50µg/mL Vol Std #11	50µg/mL Vol Std #12	50µg/mL Vol Std #13	50µg/mL Vol Std #14
Code	µg/L	Exp:11-01-11	Exp:11-01-11	Exp:11-01-11	Exp:11-01-11	Exp:11-01-11	Exp:11-01-11	Exp:11-01-11	Exp:11-01-11	Exp:11-01-11	Exp:11-01-11
10-27-11J	0.3	3	0	n/a	n/a	n/a	3	n/a	n/a	n/a	3
10-27-11K	0.6	5	10	n/a	n/a	n/a	5	n/a	n/a	n/a	5
10-27-11L	1	10	20	n/a	n/a	n/a	10	n/a	n/a	n/a	10
10-27-11M	2	20	40	n/a	n/a	n/a	20	n/a	n/a	n/a	20
10-27-11N	5	n/a	n/a	5	5	10	n/a	n/a	n/a	n/a	5
10-27-11O	10	n/a	n/a	10	10	20	n/a	n/a	n/a	n/a	10
10-27-11P	20	n/a	n/a	20	20	40	n/a	n/a	n/a	n/a	20
10-27-11Q	40	n/a	n/a	40	40	80	n/a	n/a	n/a	n/a	40
10-27-11R	100	n/a	n/a	100	100	n/a	n/a	n/a	n/a	n/a	100

10-27-11
RS

250µg/mL TAPD	Final Vol
10-28-11O	mP&T H2O
Exp:11-01-11	mL
3	50
5	50
10	50
15	50
20	50
25	50
30	50
35	50
40	50

Volatile Standard Curve Preparation for 5mL Purge (8260 solid)-NEO

Expiration Date:		10/28/2011									
Date	Conc	50µg/mL Vol Std #2	50µg/mL Std	50µg/mL Vol Std #7	50µg/mL Vol Std #8	50µg/mL Std	50µg/mL Vol Std #10	50µg/mL Vol Std #11	50µg/mL Vol Std #12	50µg/mL Vol Std #13	50µg/mL Vol Std #14
Code	µg/L	Exp:11-01-11	Exp:11-01-11	Exp:11-01-11	Exp:11-01-11	Exp:11-01-11	Exp:11-01-11	Exp:11-01-11	Exp:11-01-11	Exp:11-01-11	Exp:11-01-11
10-27-11S	2	2	2	n/a	n/a	n/a	2	n/a	n/a	n/a	2
10-27-11T	5	5	5	n/a	n/a	n/a	5	n/a	n/a	n/a	5
10-27-11U	10	10	10	n/a	n/a	n/a	10	n/a	n/a	n/a	10
10-27-11V	20	20	20	n/a	n/a	n/a	20	n/a	n/a	n/a	20
10-27-11W	50	n/a	n/a	5	5	10	n/a	n/a	n/a	n/a	5
10-27-11X	100	n/a	n/a	10	10	20	n/a	n/a	n/a	n/a	10
10-27-11Y	200	n/a	n/a	20	20	40	n/a	n/a	n/a	n/a	20

10-27-11
RS

250µg/mL TBA	Final Vol
10-28-11O	mP&T H2O
Exp:11-01-11	mL
1	5
2	5
3	5
4	5
5	5
6	5
7	5

Volatile Standard Curve Preparation for 5mL Purge (8260 solid)-THOR

Expiration Date:		10/28/2011									
Date	Conc	50µg/mL Vol Std #9	50µg/mL Std	50µg/mL Vol Std #7	50µg/mL Vol Std #8	50µg/mL Std	50µg/mL Vol Std #10	50µg/mL Vol Std #11	50µg/mL Vol Std #12	50µg/mL Vol Std #13	50µg/mL Vol Std #14
Code	µg/L	Exp:11-01-11	Exp:11-01-11	Exp:11-01-11	Exp:11-01-11	Exp:11-01-11	Exp:11-01-11	Exp:11-01-11	Exp:11-01-11	Exp:11-01-11	Exp:11-01-11
10-27-11Z	2	2	2	n/a	n/a	n/a	2	n/a	n/a	n/a	2
10-27-11AA	5	5	5	n/a	n/a	n/a	5	n/a	n/a	n/a	5
10-27-11AB	10	10	10	n/a	n/a	n/a	10	n/a	n/a	n/a	10
10-27-11AC	20	20	20	n/a	n/a	n/a	20	n/a	n/a	n/a	20
10-27-11AD	50	n/a	n/a	5	5	10	n/a	n/a	n/a	n/a	5
10-27-11AE	100	n/a	n/a	10	10	20	n/a	n/a	n/a	n/a	10
10-27-11AF	200	n/a	n/a	20	20	40	n/a	n/a	n/a	n/a	20

10/27/11
RS

250µg/mL TBA	Final Vol
10-28-11O	mP&T H2O
Exp:11-01-11	mL
1	5
2	5
3	5
4	5
5	5
6	5
7	5

Method 8260 Gases, 2000 mg/L; 2 X 0.6 ml

120016-03

Lot# Storage Expiry
169238 3-10D@pvc C 2/19/11

Sub: WT Methanol

Method 8260 Gases

Lot #: 169238 - 28682

Rec: 4/20/11 MFR exp. 02/18/14

10-28-11 A-
RS

RS

10-28-11 B-
RS

Hexachloroethane Solution,
1000 µg/L, 1 ml
020049-02
Lot# Storage Expiry
164816 5-10 Degree C 10/14/12
Soln: P/T Methanol
Hexachloroethane
Lot #: 164816 - 28687
Rec: 4/20/11 MFR exp. 10/14/12

RS

10-28-11 B
RS

10-28-11 C-
RS

Benzyl Chloride Solution, 1000
mg/L, 1 ml
070228-02
Lot# Storage Expiry
163373 5-10 Degree C 8/29/12
Soln: P/T Methanol
Benzyl Chloride
Lot #: 163373 - 29166
Rec: 8/5/11 MFR exp. 08/29/12

RS

10-28-11 C
RS

10-28-11 D-
RS

Volatile Mix, 20-29, 2,000
mg/L, 1 ml
127039-02
Lot# Storage Expiry
163374 5-10 Degree C 8/29/12
Soln: P/T Methanol
Volatile Mix, 20-29
Lot #: 163374 - 28300
Rec: 2/17/11 MFR exp. 08/29/12

RS

10-28-11 D
RS

10-28-11 E-
RS

Method 8260 VOC Liquids, 54
Compounds, 2,000 mg/L, 1 ml
120023-03
Lot# Storage Expiry
164454 5-10 Degree C 10/14/12
Soln: P/T Methanol
8260 VOC Liquids, 54 Comp.
Lot #: 164454 - 27872
Rec: 12/15/10 MFR exp. 10/04/12

RS

10-28-11 E
RS

10-28-11 F-
RS

Vinyl Acetate Solution,
2,000 mg/L, 1 ml
078332-02
Lot# Storage Expiry
178902 5-10 Degree C 12/15/11
Soln: P/T Methanol
Vinyl Acetate
Lot #: 178902 - 29552
Rec: 9/22/11 MFR exp. 12/15/11

RS

10-28-11 B-
RS.

Heptane Solution, 1000
mg/L, 1 ml
12054642
Lot# Storage Expiry
169174 5-10 Degrees C 2/18/14
Solv: P/T Methanol
Heptane Solution
Lot #: 169174 - 29248
Rec: 8/5/11 MFR exp. 02/18/14

RS.

10-28-11 H-
RS.

8260B Surrogate Solution,
2,000 mg/L, 5 x 1 ml
110002-01-07AK
Lot# Storage Expiry
173249 5-10 Degrees C 5/17/13
Solv: P/T Methanol
8260B Surrogate Solution
Lot #: 173249 - 28847
Rec: 5/25/11 MFR exp. 05/17/13

RS.

10-28-11 I-
RS.

VOC Mix 4-3, 2,000 mg/L, 1
ml
12016601
Lot# Storage Expiry
178551 5-10 Degrees C 9/11/13
Solv: P/T Methanol
VOC Mix 4-3, 2000mg/L
Lot #: 178551 - 29510
Rec: 9/20/11 MFR exp. 09/11/13

RS.

10-28-11 J-
RS.

Method 8260 Gases (Second
Source), 2,000 mg/L, 2 X 0.6
ml
120016-03-SS
Lot# Storage Expiry
168038 5-10 Degrees C 1/21/14
Solv: P/T Methanol
8260 Gases (SS)
Lot #: 168038 - 28743
Rec: 4/20/11 MFR exp. 01/21/14

RS.

10-28-11K							
50ug/ml Vol Work Std #7							
Exp:11/04/11							
Supplier	ID #	ID	Conc. ug/ml	Lot #	Date Code	Exp. Date	ul
O2SI	120016-01	Gas Mix	2000	169238-28582	10-28-11A	11/10/2011	100
O2SI	020049-02	HEXACHLOROTHANE	1000	164816-28587	10-28-11B	11/14/2011	200
O2SI	020228-02	Benzyl Chloride	1000	163373-29166	10-28-11C	11/14/2011	200
J&T Brand		Purge & Trap MeOH		K14806-00556	10/27/2011	6/8/2012	3500
10-28-11L							
50ug/ml Vol Work Std #1							
Exp:11/04/11							
Supplier	ID #	ID	ug/ml	Lot #	Code	Date	ul
O2SI	020145-02-02	2-CBVB	2000	160092-26637	10-08-11B	11/1/2011	50
J&T Brand		Purge & Trap MeOH		K14806-00556	10/27/2011	6/8/2012	1950
10-28-11M							
50ug/ml Vol Work Std #8							
Exp:11/04/11							
Supplier	ID #	ID	Conc. ug/ml	Lot #	Date Code	Exp. Date	ul
O2SI	122039-02	Volacila Mix, 20-29	2000	163374-28300	10-28-11D	2/14/2012	100
O2SI	120027-03	VOC'S-64 COMP	2000	164454-27872	10-28-11E	2/14/2012	100
O2SI	020222-02	Vinyl Acetate	2000	178902-29552	10-28-11F	11/15/2011	100
O2SI	020620-02	n-Hexane	1000	163378-27889	10-26-11B	11/14/2011	200
O2SI	020546-02	Heptane	1000	169174-29249	10-28-11G	11/14/2011	200
J&T Brand		Purge & Trap MeOH		K14806-00556	10/27/2011	6/8/2012	3300
10-28-11H							
50ug/ml Vol Work Std #2							
Exp:11/04/11							
Supplier	ID #	ID	ug/ml	Lot #	Date Code	Exp. Date	ul
O2SI	121020-05	HSB'S-Ketone Solution	2000	169173-28307	10-12-11B	11/14/2011	100
J&T Brand		Purge & Trap MeOH		K14806-00556	10/27/2011	10/16/2012	2900
			Exp:	11/4/2011			
50ug/ml Vol Work Std #9							
SOURCES							
			Lot	APPL Code	APPL Exp Date	ul	
50ug/ml Vol Work Std #7				10-28-11K	10/31/2011	200	
50ug/ml Vol Work Std #8				10-28-11M	10/31/2011	200	
J&T Brand				10/6/2011	6/8/2012	1600	
			Exp:	11/4/2011			
50ug/ml Vol Work Std #10							
SOURCES							
			Lot	APPL Code	APPL Exp Date	ul	
50ug/ml Vol Work Std #1				10-28-11L	10/31/2011	200	
J&T Brand				10/27/2011	6/8/2012	1800	
			Exp:	11/4/2011			
50ug/ml Vol Work Std #12							
SOURCES							
			Lot	APPL Code	APPL Exp Date	ul	
50ug/ml Vol Work Std #2				10-28-11H	10/31/2011	200	
J&T Brand				10/27/2011	6/8/2012	1800	
10-28-11R							
50ug/ml 8260 Surrogate							
Exp:11/04/11							
Supplier	ID #	ID	Conc. ug/ml	Lot #	Date Code	Exp. Date	ul
O2SI	120002-01	8260B Surr Solution	2000	173249-28847	10-28-11H	11/14/2011	100
J&T Brand		Purge & Trap MeOH		K14806-00556	10/27/2011	6/8/2012	1900
			Exp:	11/4/2011			
5.0ug/ml 8260 Surrogate							
SOURCES							
			Lot	APPL Code	APPL Exp Date	ul	
50ug/ml 8260 Surrogate				10-28-11R	10/31/2011	200	
J&T Brand				K14806-00556	10/27/2011	1800	
10-28-11T							
250ug/ml TBA/TBA/Acetonitrile/Cyclohexanone/Acroleln/2-D							
Exp:11/04/11							
Supplier	ID #	ID	Conc. ug/ml	Lot #	Date Code	Exp. Date	ul
O2SI	120166-01	Volatile Mix 4-3	2000	178651-29510	10-28-11I	12/17/2011	500
O2SI	020229-09	Acrolein	10000	179941-29661	10-19-11H	11/21/2011	100
J&T Brand		Purge & Trap MeOH		K14806-00556	10/27/2011	6/8/2012	3100

10/28/11
RS

10/28/11
RS

10/28/11
RS

10-28-11U								
50ug/ml VOC Std#5								
Exp:11/04/11								
Supplier	ID #	ID	Conc.	Lot #	Date	Exp.	ul	
02SI	120016-03-SS	8260 Cases(SS)	2000	168018-28743	10-28-11J	11/30/2011	50	
02SI	020145-02-02	2-CRVE	1000	162510-27273	10-19-11J	11/3/2011	50	
J&T Brand		Purge & Trap MeOH		K14806-00556	10/27/2011	6/8/2012	1900	

10-28-11V								
50ug/ml VOC Std#6								
Exp:11/04/11								
Supplier	ID #	ID	ug/ml	Lot #	Code	Date	ul	
02SI	120021-01-SS	VOC'S 54 COMP.	2000	163271-27773	09-12-11P	11/14/2011	50	
02SI	120276-01	CYATON 8260 SOLUTION	2000	166018-27763	09-12-11Q	11/14/2011	50	
02SI	020232-02-SS	Vinyl Acetate(SS)	2000	178774-29257	09-12-11R	11/30/2011	50	
02SI	020620-02-SS	n-HEXANE	1000	179199-29615	10-12-11F	12/14/2011	100	
02SI	020049-02-SS	HEXACHLOROTHANE	1000	154515-25913	09-11-11B	12/29/2011	100	
02SI	020546-02-SS	Heptane(SS)	1000	142276-23593	09-11-11C	12/19/2011	100	
J&T Brand		Purge & Trap MeOH		K14806-00556	10/27/2011	6/8/2012	1550	

10-28-11W								
250ug/ml TBA/ISH/Acetone/trile/Cyclohexanone/Acrolein/1-P								
Exp:11/04/11								
Supplier	ID #	ID	Conc.	Lot #	Date	Exp.	ul	
02SI	120166-01-SS	VOC MIX 4-1 (SS)	2000	152531-25468	10-02-11G	11/3/2011	250	
02SI	020229-09-SS	Acrolein SOLUTION (SS)	10000	178607-29549	10-02-11H	11/21/2011	50	
J&T Brand		Purge & Trap MeOH		K14806-00556	10/27/2011	6/8/2012	1700	

10/28/11
RS

RS

10-28-11X								
50ug/ml Vol Work Std #7								
Exp:11/04/11								
Supplier	ID #	ID	Conc.	Lot #	Date	Exp.	ul	
02SI	120016-03	Gas Mix	2000	169238-28682	10-28-11A	11/30/2011	100	
02SI	020049-02	HEXACHLOROTHANE	1000	164816-28687	10-28-11B	12/14/2011	200	
02SI	020228-02	Benzyl Chloride	1000	163373-29166	10-28-11C	12/14/2011	200	
J&T Brand		Purge & Trap MeOH		K14806-00556	10/27/2011	6/8/2012	3500	

10-28-11Y								
50ug/ml Vol Work Std #1								
Exp:11/04/11								
Supplier	ID #	ID	ug/ml	Lot #	Code	Date	ul	
02SI	020145-02-02	2-CRVE	2000	160092-26637	10-06-11B	12/7/2011	50	
J&T Brand		Purge & Trap MeOH		K14806-00556	10/27/2011	6/8/2012	1950	

10-28-11Z								
50ug/ml Vol Work Std #8								
Exp:11/04/11								
Supplier	ID #	ID	Conc.	Lot #	Date	Exp.	ul	
02SI	122019-02	Volatile Mix, 20-29	2000	163274-28300	10-28-11D	2/14/2012	100	
02SI	120021-03	VOC'S-54 COMP	2000	164454-27872	10-28-11E	2/14/2012	100	
02SI	020232-02	Vinyl Acetate	2000	178902-29552	10-28-11F	11/16/2011	100	
02SI	020620-02	n-Hexane	1000	163379-27889	10-26-11A	11/14/2011	200	
02SI	020546-02	Heptane	1000	169174-29248	10-28-11G	11/14/2011	200	
J&T Brand		Purge & Trap MeOH		K14806-00556	10/27/2011	6/8/2012	1100	

10-28-11AA								
50ug/ml Vol Work Std #2								
Exp:11/04/11								
Supplier	ID #	ID	ug/ml	Lot #	Date	Exp.	ul	
02SI	121020-05	HSL'S-Metone Solution	2000	169173-28307	10-12-11B	11/14/2011	100	
J&T Brand		Purge & Trap MeOH		K14806-00556	10/27/2011	10/14/2012	1900	

10-28-11AB								
5ug/ml Vol Work Std #9								
Exp: 11/4/2011								
SOURCE	Lot	APPL Code	APPL Exp Date	ul				
50ug/ml Vol Work Std #7	10-28-11X		10/31/2011	200				
50ug/ml Vol Work Std #8	10-28-11Z		10/31/2011	200				
J&T Brand	10/6/2011		6/8/2012	1600				

10-28-11AC								
5ug/ml Vol Work Std #10								
Exp: 11/4/2011								
SOURCE	Lot	APPL Code	APPL Exp Date	ul				
50ug/ml Vol Work Std #1	10-28-11V		10/31/2011	200				
J&T Brand	10/27/2011		6/8/2012	1800				

10/28/11
RS

RS

ul
100
200
100
3500

ul
100
50
1950

ul
100
100
100
100
100
3500

ul
100
200
100
100
100
3500

ul
100
200
100
100
100
3500

		10-28-11AD	Exp:	11/4/2011			
		Sug/ml Vol Work Std #12					
		80URCS	Lot	APPL Code	APPL Exp Date	ul	
		Sug/ml Vol Work Std #2		10-28-11AA	10/31/2011	200	
		J&T Brand		10/27/2011	6/8/2012	1800	
10-28-11AE		50ug/ml 8260 Surrogate	Conc.		Date	Exp.	
Exp: 11/04/11			ug/ml	Lot #	Code	Date	ul
0251	120002-01	8260S Surr Solution	2000	171249-28847	10-28-11H	11/14/2011	180
J&T Brand		Purge & Trap MeOH		K14806-00556	10/27/2011	6/8/2012	1800
10-28-11AF		5.0ug/ml 8260 Surrogate	Exp:	11/4/2011			
			Lot	APPL Code	APPL Exp Date	ul	
		J&T Brand		10-28-11AB	10/31/2011	200	
		Purge & Trap MeOH		K14806-00556	10/27/2011	1800	
10-28-11AG		150ug/ml TBA/IMA/Acetonitrile/Cyclohexanone/Acroleln/2-P				APPL	
Exp: 11/04/11			Conc.		Date	Exp.	
Supplier	ID #		ug/ml	Lot #	Code	Date	ul
0251	120166-01	Volatiles Mix 4-1	2000	178651-29510	10-28-11J	12/17/2011	500
0251	020229-09	Acroleln	10000	179941-29561	10-19-11H	11/21/2011	100
J&T Brand		Purge & Trap MeOH		K14806-00556	10/27/2011	6/8/2012	1400

NOTEBOOK INSERT LABEL

Gasoline 47618-U
 Lot: LB82077 EXP: FEB/2014 STORAGE: ROOM TBMP. 1x 1ml

DATE RECEIVED: _____

SUPALCO
 595 North Hanson Road • Beltsville, PA
 15823-0048 USA • Phone 814-359-3441

STANDARD TRANSFER LABEL

Date of Preparation: _____ Exp. Date: _____
 Reference Number: _____ Storage: EXP: FEB/2014
 Description: Gasoline ROOM TBMP.
 Lot #: LB82077 - 29133
 Rec: 8/4/11 MFR exp. 02/28/14

REST
 Calif 30205
 Unleaded gasoline composite
 Lot #: A078842 - 29141
 Rec: 8/4/11 MFR exp. 10/31/17

Unleaded Gasoline Composite Standard
 50000 ug/ml each in PAT Methanol
 Lot# A078842 Exp. Date: 10/2017 Store: Freezer
 Rest Corporation - 110 Banner Circle - Beltsville, PA 15823

10/30/11C						APPL	
2000ug/ml Gasoline			Conc.		Date	Exp.	
Supplier	ID #		ug/ml	Lot #	Code	Date	ul
Supalco	LB82077	Gasoline	20,000	LB82077-29133	10-30-11A	11/2/2012	200
J&T Brand		Purge & Trap MeOH		K14806-00556	10/27/2011	3/2/2012	1600
10/30/11D			Conc.		Date	Exp.	
3000ug/ml Unleaded Gasoline			ug/ml	Lot #	Code	Date	ul
Supplier	ID #		ug/ml	Lot #	Code	Date	ul
Supalco	30205	Unleaded Gasoline	50,000	A078842-29141	10-30-11B	11/30/2012	200
J&T Brand		Purge & Trap MeOH		K14806-00556	10/27/2011	3/2/2012	1600

Custom VOC Mix, 16-4, 100
mg/L, 4 x 1 ml
12725-03-4PAK
Lot # 162917 - 27029
Exp: 8/13/10 MFR exp. 08/11/12
Custom VOC Mix 16-4
Lot #: 162917 - 27029
Rec: 8/13/10 MFR exp. 08/11/12

E

CHICG RS 12/27/11

Gasoline Curve Preparation for 100mL Purge (water) - CHICG			10/31/2011	
Date	Conc.	10-30-11G	Final Vol	Final Vol
Code	µg/L	Exp: 12-27-12	mL	mL
10-30-11E	20		100	
10-30-11G	50		100	
10-30-11H	100		100	
10-30-11I	300		100	
10-30-11J	600		100	
10-30-11K	600		100	
10-30-11L	1000		100	

Volatility Standard Curve Preparation for 10mL Purge (250 water) - CHICG

Volatility Standard Curve Preparation for 10mL Purge (250 water) - CHICG											
Expiration Date		10/31/2011									
Date	Conc.	50µg/mL Vol Std #9	50µg/mL Vol Std #10	50µg/mL Vol Std #11	50µg/mL Vol Std #12	50µg/mL Vol Std #13	50µg/mL Vol Std #14	50µg/mL Vol Std #15	50µg/mL Vol Std #16	50µg/mL Vol Std #17	50µg/mL Vol Std #18
Code	µg/L	Exp: 11-04-11	Exp: 11-04-11	Exp: 11-04-11	Exp: 11-04-11	Exp: 11-04-11	Exp: 11-04-11	Exp: 11-04-11	Exp: 11-04-11	Exp: 11-04-11	Exp: 11-04-11
10-30-11I	0.3	3	3	n/a	n/a	n/a	n/a	n/a	n/a	n/a	n/a
10-30-11J	0.5	5	5	n/a	n/a	n/a	n/a	n/a	n/a	n/a	n/a
10-30-11K	1	10	10	n/a	n/a	n/a	n/a	n/a	n/a	n/a	n/a
10-30-11L	2	20	20	n/a	n/a	n/a	n/a	n/a	n/a	n/a	n/a
10-30-11M	5	n/a	n/a	5	5	10	n/a	5	n/a	n/a	n/a
10-30-11N	10	n/a	n/a	10	10	20	n/a	10	20	n/a	n/a
10-30-11O	20	n/a	n/a	20	20	40	n/a	20	40	n/a	n/a
10-30-11P	40	n/a	n/a	40	40	80	n/a	40	80	n/a	n/a
10-30-11Q	100	n/a	n/a	100	100	n/a	n/a	100	n/a	n/a	n/a

250µg/mL TAPD	Final Vol
10-28-11Y	mL
Exp: 11-04-11	
3	50
5	50
10	50
15	50
20	50
25	50
30	50
35	50
40	50

Volatility Standard Curve Preparation for 10mL Purge (250 water) - MAX

Volatility Standard Curve Preparation for 10mL Purge (250 water) - MAX											
Expiration Date		11/1/2011									
Date	Conc.	50µg/mL Vol Std #9	50µg/mL Vol Std #10	50µg/mL Vol Std #11	50µg/mL Vol Std #12	50µg/mL Vol Std #13	50µg/mL Vol Std #14	50µg/mL Vol Std #15	50µg/mL Vol Std #16	50µg/mL Vol Std #17	50µg/mL Vol Std #18
Code	µg/L	Exp: 11-04-11	Exp: 11-04-11	Exp: 11-04-11	Exp: 11-04-11	Exp: 11-04-11	Exp: 11-04-11	Exp: 11-04-11	Exp: 11-04-11	Exp: 11-04-11	Exp: 11-04-11
10-31-11A	0.3	3	3	n/a	n/a	n/a	n/a	n/a	n/a	n/a	n/a
10-31-11B	0.5	5	5	n/a	n/a	n/a	n/a	n/a	n/a	n/a	n/a
10-31-11C	1	10	10	n/a	n/a	n/a	n/a	n/a	n/a	n/a	n/a
10-31-11D	2	20	20	n/a	n/a	n/a	n/a	n/a	n/a	n/a	n/a
10-31-11E	5	n/a	n/a	5	5	10	n/a	5	n/a	n/a	n/a
10-31-11F	10	n/a	n/a	10	10	20	n/a	10	20	n/a	n/a
10-31-11G	20	n/a	n/a	20	20	40	n/a	20	40	n/a	n/a
10-31-11H	40	n/a	n/a	40	40	80	n/a	40	80	n/a	n/a
10-31-11I	100	n/a	n/a	100	100	n/a	n/a	100	n/a	n/a	n/a

250µg/mL TAPD	Final Vol
10-28-11Y	mL
Exp: 11-04-11	
3	50
5	50
10	50
15	50
20	50
25	50
30	50
35	50
40	50

11/02/11
RS.

Volatile Standard Curve Preparation for 10mL Purge (8260 water)-MAX

Expiration Date:		11/3/2011									
Date	Conc.	50µg/mL Vol Std #9	50µg/mL Surrogate	50µg/mL Vol Std #7	50µg/mL Vol Std #8	50µg/mL Surrogate	50µg/mL Vol Std #10	50µg/mL Vol Std #11	50µg/mL Vol Std #12	50µg/mL Vol Std #13	50µg/mL Vol Std #14
Code	µg/L	Exp:11-04-11	Exp:11-04-11	Exp:11-04-11	Exp:11-04-11	Exp:11-04-11	Exp:11-04-11	Exp:11-04-11	Exp:11-04-11	Exp:11-04-11	Exp:11-04-11
11-02-11A	0.3	3	6	n/a	n/a	n/a	3	n/a	n/a	n/a	n/a
11-02-11B	0.5	5	10	n/a	n/a	n/a	5	n/a	n/a	n/a	n/a
11-02-11C	1	10	20	n/a	n/a	n/a	10	n/a	n/a	n/a	n/a
11-02-11D	2	20	40	n/a	n/a	n/a	20	n/a	n/a	n/a	n/a
11-02-11E	5	n/a	n/a	5	5	10	n/a	5	5	10	20
11-02-11F	10	n/a	n/a	10	10	25	n/a	10	20	40	80
11-02-11G	20	n/a	n/a	20	20	40	n/a	20	40	80	100
11-02-11H	40	n/a	n/a	40	40	80	n/a	40	80	100	
11-02-11I	100	n/a	n/a	100	100	n/a	n/a	100			

250µg/mL TAPD

10-28-11I	Final Value
Exp:11-04-11	µg/L
3	50 µg/L
5	50 µg/L
10	50 µg/L
15	50 µg/L
20	50 µg/L
25	50 µg/L
30	50 µg/L
35	50 µg/L
40	50 µg/L

11/02/11
RS.

Volatile Standard Curve Preparation for 10mL Purge (8260 water)-SWEETPEA

Expiration Date:		11/3/2011									
Date	Conc.	50µg/mL Vol Std #9	50µg/mL Surrogate	50µg/mL Vol Std #7	50µg/mL Vol Std #8	50µg/mL Surrogate	50µg/mL Vol Std #10	50µg/mL Vol Std #11	50µg/mL Vol Std #12	50µg/mL Vol Std #13	50µg/mL Vol Std #14
Code	µg/L	Exp:11-04-11	Exp:11-04-11	Exp:11-04-11	Exp:11-04-11	Exp:11-04-11	Exp:11-04-11	Exp:11-04-11	Exp:11-04-11	Exp:11-04-11	Exp:11-04-11
11-02-11J	0.3	3	6	n/a	n/a	n/a	3	n/a	n/a	n/a	n/a
11-02-11K	0.5	5	10	n/a	n/a	n/a	5	n/a	n/a	n/a	n/a
11-02-11L	1	10	20	n/a	n/a	n/a	10	n/a	n/a	n/a	n/a
11-02-11M	2	20	40	n/a	n/a	n/a	20	n/a	n/a	n/a	n/a
11-02-11N	5	n/a	n/a	5	5	10	n/a	5	5	10	20
11-02-11O	10	n/a	n/a	10	10	25	n/a	10	20	40	80
11-02-11P	20	n/a	n/a	20	20	40	n/a	20	40	80	100
11-02-11Q	40	n/a	n/a	40	40	80	n/a	40	80	100	
11-02-11R	100	n/a	n/a	100	100	n/a	n/a	100			

250µg/mL TAPD

10-28-11I	Final Value
Exp:11-04-11	µg/L
3	50 µg/L
5	50 µg/L
10	50 µg/L
15	50 µg/L
20	50 µg/L
25	50 µg/L
30	50 µg/L
35	50 µg/L
40	50 µg/L

11/02/11
RS.

Volatile Standard Curve Preparation for 10mL Purge (8260 water)-CHICO

Expiration Date:		11/3/2011									
Date	Conc.	50µg/mL Vol Std #9	50µg/mL Surrogate	50µg/mL Vol Std #7	50µg/mL Vol Std #8	50µg/mL Surrogate	50µg/mL Vol Std #10	50µg/mL Vol Std #11	50µg/mL Vol Std #12	50µg/mL Vol Std #13	50µg/mL Vol Std #14
Code	µg/L	Exp:11-04-11	Exp:11-04-11	Exp:11-04-11	Exp:11-04-11	Exp:11-04-11	Exp:11-04-11	Exp:11-04-11	Exp:11-04-11	Exp:11-04-11	Exp:11-04-11
11-02-11S	0.3	3	6	n/a	n/a	n/a	3	n/a	n/a	n/a	n/a
11-02-11T	0.5	5	10	n/a	n/a	n/a	5	n/a	n/a	n/a	n/a
11-02-11U	1	10	20	n/a	n/a	n/a	10	n/a	n/a	n/a	n/a
11-02-11V	2	20	40	n/a	n/a	n/a	20	n/a	n/a	n/a	n/a
11-02-11W	5	n/a	n/a	5	5	10	n/a	5	5	10	20
11-02-11X	10	n/a	n/a	10	10	25	n/a	10	20	40	80
11-02-11Y	20	n/a	n/a	20	20	40	n/a	20	40	80	100
11-02-11Z	40	n/a	n/a	40	40	80	n/a	40	80	100	
11-02-11AA	100	n/a	n/a	100	100	n/a	n/a	100			

250µg/mL TAPD

10-28-11I	Final Value
Exp:11-04-11	µg/L
3	50 µg/L
5	50 µg/L
10	50 µg/L
15	50 µg/L
20	50 µg/L
25	50 µg/L
30	50 µg/L
35	50 µg/L
40	50 µg/L

11/02/11
RS.

11/02/11
RS.

11/02/11
RS.

11/02/11
RS.

Injection Log

Directory: M:\CHICO\DATA\C111030\

Line	Vial	FileName	Multiplier	SampleName	Misc Info	Injected
1	1	1030C13W.D	1	20ug/ml BFB Std 10-19-11	Water 2uL	30 Oct 11 22:01
2	1	1030C15W.D	1	Voc Std 10-30-11@0.3ug/L	Water 10mLw/ IS:10-30-11	30 Oct 11 23:28
3	1	1030C16W.D	1	Voc Std 10-30-11@0.5ug/L	Water 10mLw/ IS:10-30-11	31 Oct 11 00:11
4	1	1030C17W.D	1	Voc Std 10-30-11@1.0ug/L	Water 10mLw/ IS:10-30-11	31 Oct 11 00:54
5	1	1030C18W.D	1	Voc Std 10-30-11@2.0ug/L	Water 10mLw/ IS:10-30-11	31 Oct 11 1:37
6	1	1030C19W.D	1	Voc Std 10-30-11@5.0ug/L	Water 10mLw/ IS:10-30-11	31 Oct 11 2:20
7	1	1030C20W.D	1	Voc Std 10-30-11@10ug/L	Water 10mLw/ IS:10-30-11	31 Oct 11 3:03
8	1	1030C21W.D	1	Voc Std 10-30-11@20ug/L	Water 10mLw/ IS:10-30-11	31 Oct 11 3:46
9	1	1030C22W.D	1	Voc Std 10-30-11@40ug/L	Water 10mLw/ IS:10-30-11	31 Oct 11 4:29
10	1	1030C23W.D	1	Voc Std 10-30-11@100ug/L	Water 10mLw/ IS:10-30-11	31 Oct 11 5:12
11	1	1030C28W.D	1	111030A LCS-1WC (SS)	Water 10mLw/ IS&S:10-30/10-26-11	31 Oct 11 8:48
12	1	1030C29W.D	1	GAS 300ug/L (SS)	Water 10mLw/ IS&S:10-30/10-26-11	31 Oct 11 9:31
13	1	1031C01W.D	1	20ug/mL BFB STD10-19-11	Water 2uL	31 Oct 11 19:50
14	1	1031C02W.D	1	Voc Std 10-31-11@10ug/L	Water 10mLw/ IS&S:10-30/10-26-11	31 Oct 11 20:28
15	1	1031C03W.D	1	111031A LCS-1WC	Water 10mLw/ IS&S:10-30/10-26-11	31 Oct 11 21:05
16	1	1031C04W.D	1	111031A CCV-1WC (GAS)	Water 10mLw/ IS&S:10-30/10-26-11	31 Oct 11 21:42
17	1	1031C05W.D	1	111031A LCS-1WC (GAS)	Water 10mLw/ IS&S:10-30/10-26-11	31 Oct 11 22:19
18	1	1031C08W.D	1	111031A BLK-1WC	Water 10mLw/ IS&S:10-30/10-26-11	1 Nov 11 00:10
19	1	1031C09W.D	1	AY49560W01	Water 10mLw/ IS&S:10-30/10-26-11	1 Nov 11 00:48
20	1	1031C13W.D	1	AY49559W13	Water 10mLw/ IS&S:10-30/10-26-11	1 Nov 11 3:16
21	1	1031C14W.D	1	AY49561W05	Water 10mLw/ IS&S:10-30/10-26-11	1 Nov 11 3:53
22	1	1031C15W.D	1	AY49562W04	Water 10mLw/ IS&S:10-30/10-26-11	1 Nov 11 4:30

Injection Log

Directory: M:\CHICO\DATA\C111030\

Line	Vial	FileName	Multiplier	SampleName	Misc Info	Injected
1	1	1030C13W.D	1	20ug/ml BFB Std 10-19-11	Water 2uL	30 Oct 11 22:01
2	1	1030C15W.D	1	Voc Std 10-30-11@0.3ug/L	Water 10mLw/ IS:10-30-11	30 Oct 11 23:28
3	1	1030C16W.D	1	Voc Std 10-30-11@0.5ug/L	Water 10mLw/ IS:10-30-11	31 Oct 11 00:11
4	1	1030C17W.D	1	Voc Std 10-30-11@1.0ug/L	Water 10mLw/ IS:10-30-11	31 Oct 11 00:54
5	1	1030C18W.D	1	Voc Std 10-30-11@2.0ug/L	Water 10mLw/ IS:10-30-11	31 Oct 11 1:37
6	1	1030C19W.D	1	Voc Std 10-30-11@5.0ug/L	Water 10mLw/ IS:10-30-11	31 Oct 11 2:20
7	1	1030C20W.D	1	Voc Std 10-30-11@10ug/L	Water 10mLw/ IS:10-30-11	31 Oct 11 3:03
8	1	1030C21W.D	1	Voc Std 10-30-11@20ug/L	Water 10mLw/ IS:10-30-11	31 Oct 11 3:46
9	1	1030C22W.D	1	Voc Std 10-30-11@40ug/L	Water 10mLw/ IS:10-30-11	31 Oct 11 4:29
10	1	1030C23W.D	1	Voc Std 10-30-11@100ug/L	Water 10mLw/ IS:10-30-11	31 Oct 11 5:12
11	1	1030C29W.D	1	GAS 300ug/L (SS)	Water 10mLw/ IS&S:10-30/10-26-11	31 Oct 11 9:31
12	1	1103C04W.D	1	20ug/mL BFB STD 10-19-11B	2uL	3 Nov 11 11:11
13	1	1103C08W.D	1	111103A CCV-GAS @300ug/L	Water 10mLw/ IS:10-30-11	3 Nov 11 13:20
14	1	1103C15W.D	1	AY49559W1718 MS-1WC (GAS)	Water 10mLw/ IS:10-30-11	3 Nov 11 18:23
15	1	1103C16W.D	1	AY49559W1718 MSD-1WC (GAS)	Water 10mLw/ IS:10-30-11	3 Nov 11 19:06

Injection Log

Directory: M:\SWEETPEA\DATA\IS111102\

Line	Vial	FileName	Multiplier	SampleName	Misc Info	Injected
1	1	1102S00T.D	1	20ug/mL BFB Std 10-19-11A	2uL	2 Nov 11 18:50
2	3	1102S03W.D	1	Vol Std 11-02-11@0.3ug/L	Water 10mL w/IS:10-28-11	2 Nov 11 20:37
3	4	1102S04W.D	1	Vol Std 11-02-11@0.5ug/L	Water 10mL w/IS:10-28-11	2 Nov 11 21:13
4	5	1102S05W.D	1	Vol Std 11-02-11@1.0ug/L	Water 10mL w/IS:10-28-11	2 Nov 11 21:49
5	6	1102S06W.D	1	Vol Std 11-02-11@2.0ug/L	Water 10mL w/IS:10-28-11	2 Nov 11 22:25
6	7	1102S07W.D	1	Vol Std 11-02-11@5.0ug/L	Water 10mL w/IS:10-28-11	2 Nov 11 23:01
7	8	1102S08W.D	1	Vol Std 11-02-11@10ug/L	Water 10mL w/IS:10-28-11	2 Nov 11 23:37
8	9	1102S09W.D	1	Vol Std 11-02-11@20ug/L	Water 10mL w/IS:10-28-11	3 Nov 11 00:13
9	10	1102S10W.D	1	Vol Std 11-02-11@40ug/L	Water 10mL w/IS:10-28-11	3 Nov 11 00:49
10	11	1102S11W.D	1	Vol Std 11-02-11@100ug/L	Water 10mL w/IS:10-28-11	3 Nov 11 1:25
11	12	1103S12W.D	1	20ug/mL BFB 10-19-11	2uL	3 Nov 11 21:34
12	20	1103S20W.D	1	111103B LCS-1WS	Water 10mL w/IS:10-28-11	4 Nov 11 3:18
13	1	1104S00T.D	1	20ug/mL BFB Std 09-30-11A	2uL	4 Nov 11 12:36
14	3	1104S03W.D	1	Vol Std 11-04-11@10ug/L	Water 10mL w/IS:10-28-11	4 Nov 11 14:39
15	8	1104S08W.D	1	AY49559W2120 MS-1WS	Water 10mL w/IS:10-28-11	4 Nov 11 18:14
16	9	1104S09W.D	1	AY49559W2120 MSD-1WS	Water 10mL w/IS:10-28-11	4 Nov 11 18:57

METALS

APPL, INC.

METALS
QC Summary

APPL, INC.

METALS BLANK

APPL Inc.
908 North Temperance Avenue
Clovis, CA 93611

Method	Analyte	Result	LOQ	LOD	DL	Units	Prep Date	Analysis Date	QC Group
6020	LEAD (PB) (DISSOL	0.19 J	0.5	0.22	0.11	ug/L	11/10/11	11/11/11	#602D-111110A-AY49334

J = Estimated value.

Laboratory Control Spike Recovery
METALS

APPL Inc.
908 North Temperance Avenue
Clovis, CA 93611

Method	Compound Name	Spike Level ug/L	SPK Result ug/L	SPK % Recovery	Recovery Limits	Extract Date	Analysis Date	QC Group
6020	LEAD (PB) (DISSOLVED)	50.0	50.0	100	80-120	11/10/2011	1/11/2011	#602D-111110A-AY49334

Comments:

Matrix Spike Recoveries

METALS

APPL ID: 111110W-49559 MS - 161255

APPL Inc.

908 North Temperance Avenue

Sample ID: AY49559

Clovis, CA 93611

Client ID: ES053

Method	Compound Name	Spike Lvl ug/L	Matrix Res ug/L	SPK Res ug/L	DUP Res ug/L	SPK % Recovery	DUP % Recovery	RPD	RPD Max	Recovery Limits	Extract Date-Spk	Analysis Date-Spk	Extract Date-Dup	Analysis Date-Dup	QC Group	QC Sample
6020	LEAD (PB) (DISSOLVE	50.0	0.90	49.9	52.7	98.0	104	5.5	20	80-120	1/10/2011	11/11/2011	1/10/2011	11/11/2011	161255	AY49559

Comments:

METALS
Sample Data

APPL, INC.

Metals Analysis

Environet, Inc.
650 Iwilei Rd, #204
Honolulu, HI 96817

Attn: Stacey Fineran
Project: RED HILL/1022-024

Sample ID: ES053

Sample Collection Date: 10/26/2011

APPL Inc.
908 North Temperance Avenue
Clovis, CA 93611

ARF: 66133

APPL ID: AY49559

Method	Analyte	Result	LOQ	LOD	DL	Units	DF	Prep Date	Analysis Date
6020	LEAD (PB) (DISSOLVED)	0.90	0.5	0.22	0.11	ug/L	1	11/10/2011	11/11/2011

Sample QC Report

Data File: C:\ICPCHEM\1\DATA\11K11100.B\055SMPL.D\055SMPL.D#
 Date Acquired: Nov 11 2011 05:27 pm
 Operator: NBS
 Sample Name: AY49559H31
 Misc Info: 111110A-3015
 Vial Number: 3211
 Current Method: C:\ICPCHEM\1\METHODS\62A1111A.M
 Calibration File: C:\ICPCHEM\1\CALIB\62A1111A.C
 Last Cal Update: Nov 11 2011 12:36 pm
 Sample Type: Sample
 Prep Dil Factor: 1.11
 Total Dil Factor: 1.11

QC Elements

Element	Conc.	Corr. Conc.	RSD(%)	High Limit	Flag
7 (Li)	----- ug/l	#VALUE!	-----	0	
9 Be	-0.01 ug/l	-0.02	2.80	1000	
11 B	27.71 ug/l	30.79	0.61	1000	
23 Na	42550.00 ug/l	47273.05	1.49	25000	>Cal
24 Mg	11900.00 ug/l	13220.90	1.03	50000	
27 Al	28.35 ug/l	31.50	1.99	20000	
39 K	656.10 ug/l	728.93	0.23	20000	
44 Ca	11910.00 ug/l	13232.01	1.01	50000	
47 Ti	0.71 ug/l	0.79	24.80	1000	
51 V	-0.46 ug/l	-0.51	10.61	1000	
52 Cr	0.87 ug/l	0.97	1.88	1000	
55 Mn	404.70 ug/l	449.62	0.98	1000	
56 Fe	819.80 ug/l	910.80	1.13	20000	
59 Co	-0.16 ug/l	-0.18	4.03	1000	
60 Ni	2.55 ug/l	2.83	0.17	1000	
63 Cu	2.88 ug/l	3.20	0.63	1000	
65 Cu	2.88 ug/l	3.20	1.80	1000	
66 Zn	13.99 ug/l	15.54	0.16	1000	
75 As	-0.40 ug/l	-0.45	2.04	1000	
78 Se	0.02 ug/l	0.02	60.58	1000	
78 Se	0.13 ug/l	0.14	86.91	1000	
88 Sr	118.50 ug/l	131.65	1.95	1000	
88 Sr	121.00 ug/l	134.43	1.02	1000	
95 Mo	0.28 ug/l	0.31	2.34	1000	
106 (Cd)	----- ug/l	#VALUE!	-----	#####	
107 Ag	0.00 ug/l	0.00	38.33	500	
108 (Cd)	----- ug/l	#VALUE!	-----	#####	
111 Cd	0.02 ug/l	0.02	23.29	1000	
118 Sn	0.10 ug/l	0.11	8.41	1000	
121 Sb	0.11 ug/l	0.12	9.85	1000	
137 Ba	1.91 ug/l	2.12	1.54	1000	
205 Tl	0.01 ug/l	0.01	20.58	1000	
206 (Pb)	----- ug/l	#VALUE!	-----	#####	
207 (Pb)	----- ug/l	#VALUE!	-----	#####	
208 Pb	0.82 ug/l	0.91	1.85	1000	

ISTD Elements

Element	CPS Mean	RSD(%)	Ref Value	Rec(%)	QC Range(%)	Flag
6 Li	2992445.30	0.58	2775704.50	107.8	70 - 120	
45 Sc	588332.69	0.41	500780.41	117.5	70 - 120	
45 Sc	100810.45	0.98	95494.08	105.6	70 - 120	
45 Sc	1822698.60	1.04	1460980.80	124.8	70 - 120	IS Fail
72 Ge	103638.16	0.67	96219.04	107.7	70 - 120	
72 Ge	47194.02	1.03	43611.78	108.2	70 - 120	
72 Ge	230609.16	0.49	213204.63	108.2	70 - 120	
115 In	1497501.40	0.60	1381264.00	108.4	70 - 120	
159 Tb	2059333.60	0.44	1843940.90	111.7	70 - 120	
165 Ho	2055783.50	0.74	1844184.90	111.5	70 - 120	

ISTD Ref File : C:\ICPCHEM\1\DATA\11K11100.B\004CALB.D\004CALB.D#

1 :Element Failures 0 :Max. Number of Failures Allowed
 1 :ISTD Failures 0 :Max. Number of ISTD Failures Allowed

Data Results:

Analytes: Fail
 ISTD: Fail

Metals Analysis

Environet, Inc.
650 Iwilei Rd, #204
Honolulu, HI 96817

Attn: Stacey Fineran
Project: RED HILL/1022-024

Sample ID: ES055

Sample Collection Date: 10/26/2011

APPL Inc.
908 North Temperance Avenue
Clovis, CA 93611

ARF: 66133

APPL ID: AY49561

Method	Analyte	Result	LOQ	LOD	DL	Units	DF	Prep Date	Analysis Date
6020	LEAD (PB) (DISSOLVED)	0.19J	0.5	0.22	0.11	ug/L	1	11/10/2011	11/11/2011

J = Estimated value.

Printed: 11/15/2011 12:59:20 PM

APPL-F1-SC-NoMC-REG MDLs

Sample QC Report

Data File: C:\ICPCHEM\1\DATA\11K11100.B\065SMPL.D\065SMPL.D#
 Date Acquired: Nov 11 2011 06:34 pm
 Operator: NBS
 Sample Name: AY49561W08
 Misc Info: 11110A-3015
 Vial Number: 3304
 Current Method: C:\ICPCHEM\1\METHODS\62A1111A.M
 Calibration File: C:\ICPCHEM\1\CALIB\62A1111A.C
 Last Cal Update: Nov 11 2011 12:36 pm
 Sample Type: Sample
 Prep Dil Factor: 1.11
 Total Dil Factor: 1.11

QC Elements

Element	Conc.	Corr. Conc.	RSD(%)	High Limit	Flag
7 (Li)	----- ug/l	#VALUE!	-----	0	
9 Be	-0.01 ug/l	-0.02	5.32	1000	
11 B	24.73 ug/l	27.48	0.37	1000	
23 Na	259500.00 ug/l	288304.50	0.43	25000	>Cal
24 Mg	145400.00 ug/l	161539.40	0.73	50000	>Cal
27 Al	9.73 ug/l	10.81	15.38	20000	
39 K	6593.00 ug/l	7324.82	0.15	20000	
44 Ca	116700.00 ug/l	129653.70	0.71	50000	>Cal
47 Ti	0.42 ug/l	0.47	3.29	1000	
51 V	1.80 ug/l	1.99	1.41	1000	
52 Cr	10.27 ug/l	11.41	0.23	1000	
55 Mn	1.82 ug/l	2.02	2.37	1000	
56 Fe	34.62 ug/l	38.46	0.53	20000	
59 Co	1.57 ug/l	1.74	2.05	1000	
60 Ni	25.26 ug/l	28.06	0.99	1000	
63 Cu	0.24 ug/l	0.26	14.12	1000	
65 Cu	0.31 ug/l	0.34	5.20	1000	
66 Zn	7.40 ug/l	8.22	3.21	1000	
75 As	0.80 ug/l	0.89	2.23	1000	
78 Se	2.88 ug/l	3.20	1.82	1000	
78 Se	3.22 ug/l	3.58	7.02	1000	
88 Sr	2168.00 ug/l	2408.65	0.56	1000	>Cal
88 Sr	2082.00 ug/l	2313.10	0.75	1000	>Cal
95 Mo	1.48 ug/l	1.65	3.14	1000	
106 (Cd)	----- ug/l	#VALUE!	-----	#####	
107 Ag	0.08 ug/l	0.09	14.86	500	
108 (Cd)	----- ug/l	#VALUE!	-----	#####	
111 Cd	0.04 ug/l	0.05	16.04	1000	
118 Sn	0.31 ug/l	0.35	7.97	1000	
121 Sb	0.80 ug/l	0.89	2.36	1000	
137 Ba	86.92 ug/l	96.57	0.84	1000	
205 Tl	0.02 ug/l	0.02	17.89	1000	
206 (Pb)	----- ug/l	#VALUE!	-----	#####	
207 (Pb)	----- ug/l	#VALUE!	-----	#####	
208 Pb	0.17 ug/l	0.19	8.05	1000	

ISTD Elements

Element	CPS Mean	RSD(%)	Ref Value	Rec(%)	QC Range(%)	Flag
6 Li	2655374.30	1.87	2775704.50	95.7	70 - 120	
45 Sc	603604.38	1.26	500780.41	120.5	70 - 120	IS Fai
45 Sc	101019.40	1.48	95494.08	105.8	70 - 120	
45 Sc	1831657.80	0.51	1460980.80	125.4	70 - 120	IS Fai
72 Ge	102267.77	0.92	96219.04	106.3	70 - 120	
72 Ge	45001.63	1.75	43611.78	103.2	70 - 120	
72 Ge	225132.31	1.26	213204.63	105.6	70 - 120	
115 In	1451255.30	1.00	1381264.00	105.1	70 - 120	
159 Tb	1965287.10	1.22	1843940.90	106.6	70 - 120	
165 Ho	1957850.40	0.28	1844184.90	106.2	70 - 120	

ISTD Ref File : C:\ICPCHEM\1\DATA\11K11100.B\004CALB.D\004CALB.D#

5 :Element Failures 0 :Max. Number of Failures Allowed
 2 :ISTD Failures 0 :Max. Number of ISTD Failures Allowed

Data Results:

Analytes: Fail
 ISTD: Fail

Metals Analysis

Environet, Inc.
650 Iwilei Rd, #204
Honolulu, HI 96817

Attn: Stacey Fineran
Project: RED HILL/1022-024
Sample ID: ES056
Sample Collection Date: 10/26/2011

APPL Inc.
908 North Temperance Avenue
Clovis, CA 93611

ARF: 66133
APPL ID: AY49562

Method	Analyte	Result	LOQ	LOD	DL	Units	DF	Prep Date	Analysis Date
6020	LEAD (PB) (DISSOLVED)	0.22U	0.5	0.22	0.11	ug/L	1	11/10/2011	11/11/2011

Sample QC Report

Data File: C:\ICPCHEM\1\DATA\11K11100.B\066SMPL.D\066SMPL.D#
 Date Acquired: Nov 11 2011 06:40 pm
 Operator: NBS
 Sample Name: AY49562W08
 Misc Info: 111110A-3015
 Vial Number: 3305
 Current Method: C:\ICPCHEM\1\METHODS\62A1111A.M
 Calibration File: C:\ICPCHEM\1\CALIB\62A1111A.C
 Last Cal Update: Nov 11 2011 12:36 pm
 Sample Type: Sample
 Prep Dil Factor: 1.11
 Total Dil Factor: 1.11

QC Elements

Element	Conc.	Corr. Conc.	RSD(%)	High Limit	Flag
7 (Li)	----- ug/l	#VALUE!	-----	0	
9 Be	-0.01 ug/l	-0.02	2.98	1000	
11 B	22.64 ug/l	25.15	0.86	1000	
23 Na	262200.00 ug/l	291304.20	0.71	25000	>Cal
24 Mg	150900.00 ug/l	167649.90	0.96	50000	>Cal
27 Al	13.96 ug/l	15.51	2.71	20000	
39 K	6692.00 ug/l	7434.81	1.38	20000	
44 Ca	112800.00 ug/l	125320.80	1.77	50000	>Cal
47 Ti	0.42 ug/l	0.47	4.61	1000	
51 V	1.92 ug/l	2.13	2.09	1000	
52 Cr	9.26 ug/l	10.28	0.38	1000	
55 Mn	1.07 ug/l	1.19	1.20	1000	
56 Fe	19.77 ug/l	21.96	1.11	20000	
59 Co	1.08 ug/l	1.19	1.06	1000	
60 Ni	25.70 ug/l	28.55	0.09	1000	
63 Cu	0.12 ug/l	0.14	6.94	1000	
65 Cu	0.18 ug/l	0.20	36.09	1000	
66 Zn	3.53 ug/l	3.92	1.95	1000	
75 As	0.83 ug/l	0.92	9.02	1000	
78 Se	2.88 ug/l	3.20	1.90	1000	
78 Se	3.39 ug/l	3.77	1.19	1000	
88 Sr	2005.00 ug/l	2227.56	0.23	1000	>Cal
88 Sr	1957.00 ug/l	2174.23	1.24	1000	>Cal
95 Mo	1.52 ug/l	1.69	2.19	1000	
106 (Cd)	----- ug/l	#VALUE!	-----	#####	
107 Ag	0.01 ug/l	0.01	11.03	500	
108 (Cd)	----- ug/l	#VALUE!	-----	#####	
111 Cd	0.03 ug/l	0.04	48.64	1000	
118 Sn	0.14 ug/l	0.15	13.30	1000	
121 Sb	0.37 ug/l	0.41	3.47	1000	
137 Ba	81.58 ug/l	90.64	1.65	1000	
205 Tl	0.01 ug/l	0.02	6.04	1000	
206 (Pb)	----- ug/l	#VALUE!	-----	#####	
207 (Pb)	----- ug/l	#VALUE!	-----	#####	
208 Pb	-0.14 ug/l	-0.16	7.21	1000	

ISTD Elements

Element	CPS Mean	RSD(%)	Ref Value	Rec(%)	QC Range(%)	Flag
6 Li	2607423.50	0.74	2775704.50	93.9	70 - 120	
45 Sc	619446.69	2.02	500780.41	123.7	70 - 120	IS Fail
45 Sc	101531.24	0.52	95494.08	106.3	70 - 120	
45 Sc	1856065.30	0.66	1460980.80	127.0	70 - 120	IS Fail
72 Ge	105024.76	2.52	96219.04	109.2	70 - 120	
72 Ge	45113.74	1.18	43611.78	103.4	70 - 120	
72 Ge	223814.81	0.44	213204.63	105.0	70 - 120	
115 In	1455812.00	0.87	1381264.00	105.4	70 - 120	
159 Tb	1975563.00	0.22	1843940.90	107.1	70 - 120	
165 Ho	1955932.50	1.17	1844184.90	106.1	70 - 120	

ISTD Ref File : C:\ICPCHEM\1\DATA\11K11100.B\004CALB.D\004CALB.D#

5 :Element Failures 0 :Max. Number of Failures Allowed
 2 :ISTD Failures 0 :Max. Number of ISTD Failures Allowed

Data Results:

Analytes: Fail
 ISTD: Fail

METALS
Calibration Data

APPL, INC.

INITIAL AND CONTINUING CALIBRATION VERIFICATION

Lab Name: A.P.P.L. INC. Contract: Environet, Inc.ARF No: 66133 SDG: 66133Initial Calibration Source: CPIContinuing Calibration Source: Environmental ExpressAnalysis Date: 11/11/2011 Concentration Units: ug/L

Analyte	Initial Calibration			Continuing Calibration						M
	True	Found 12:39	%R(1)	True CCVI	Found 13:03	%R(1)	True CCVI	Found 13:33	%R(1)	
Lead (Pb)	100	106.3	106	50	50.31	101	50	50.34	101	P

A.P.P.L. INC.

2A

INITIAL AND CONTINUING CALIBRATION VERIFICATION

Lab Name: A.P.P.L. INC. Contract: Environet, Inc.

ARF No: 66133 SDG: 66133

Initial Calibration Source: CPI

Continuing Calibration Source: Environmental Express

Analysis Date: 11/11/2011 Concentration Units: ug/L

Analyte	Initial Calibration			Continuing Calibration						M
	True	Found 12:39	%R(1)	True CCV1	Found 15:05	%R(1)	True CCV1	Found 16:30	%R(1)	
Lead (Pb)	100	106.3	106	50	49.96	99.9	50	50.41	101	P

A.P.P.L. INC.
2A

INITIAL AND CONTINUING CALIBRATION VERIFICATION

Lab Name: A.P.P.L. INC. Contract: Environet, Inc.

ARF No: 66133 SDG: 66133

Initial Calibration Source: CPI

Continuing Calibration Source: Environmental Express

Analysis Date: 11/11/2011 Concentration Units: ug/L

Analyte	Initial Calibration			Continuing Calibration						M
	True	Found 12:39	%R(1)	True CCV1	Found 18:04	%R(1)	True CCV1	Found 18:59	%R(1)	
Lead (Pb)	100	106.3	106	50	48.04	96.1	50	47.78	95.6	P

A.P.P.L. INC.

3

BLANKS

Lab Name: A.P.P.L. INC.

Contract: Environet, Inc.

ARF No.: 66133

SDG: 66133

Preparation Blank Matrix (soil/water): water

Preparation Blank Concentration Units (ug/L or mg/kg): ug/L

Analysis Date: 11/11/2011

Analyte	Initial Calibration Blank (ug/L)		Continuing Calibration Blank (ug/L)						Preparation Blank		M
		C	1	C	2	C	3	C		C	
	12:57		13:09		13:46		15:17		14:16		
Lead (Pb)	.50	U	.50	U	.50	U	.50	U	.19	J	P

A.P.P.L. INC.

3

BLANKS

Lab Name: A.P.P.L. INC.

Contract: Environet, Inc.

ARF No.: 66133

SDG: 66133

Preparation Blank Matrix (soil/water): water

Preparation Blank Concentration Units (ug/L or mg/kg): ug/L

Analysis Date: 11/11/2011

Analyte	Initial Calibration Blank (ug/L)		Continuing Calibration Blank (ug/L)						Preparation Blank		M
		C	1	C	2	C	3	C		C	
	12:57		16:42		18:16		19:11		14:16		
Lead (Pb)	.50	U	.50	U	.50	U	.50	U	.19	J	P

ICP INTERFERENCE CHECK SAMPLE

Lab Name: A.P.P.L. INC. Contract: Environet, Inc.
 ARF No.: 66133 SDG: 66133
 ICP ID Number: Optimus ICS Source: Environmental Express

Analysis Date: 11/11/2011

Concentration Units: ug/L

Analyte	True		Initial Found		
	Sol A	Sol AB	Sol A 13:15	Sol AB 13:21	%R(1)
Lead (Pb)		500	3.499	502	100

(1) Control Limits: Metals 80-120

A.P.P.L. INC.
5B
POST DIGEST SPIKE SAMPLE RECOVERY

CLIENT SAMPLE NO.

ES053

Lab Name: A.P.P.L. INC.
ARF No.: 66133

Contract: Environet, Inc.
SDG: 66133

Analysis Date: 11/11/2011

Concentration Units: ug/L

Analyte	Control Limit %R	Spiked Sample Result (SSR) C	Sample Result (SR) C	Spike Added (SA)	%R	Q	M
Lead (Pb)	75-125	252.525	0.90465	277.500	90.7		

Comments:

11/11/2011 17:27 AY49559W31
11/11/2011 18:22 AY49559W31-A

Sample QC Report

Data File: C:\ICPCHEM\1\DATA\11K11100.B\063SMPL.D\063SMPL.D#
 Date Acquired: Nov 11 2011 06:22 pm
 Operator: NBS
 Sample Name: AY49559W31-A
 Misc Info: 111110A-3015
 Vial Number: 3302
 Current Method: C:\ICPCHEM\1\METHODS\62A1111A.M
 Calibration File: C:\ICPCHEM\1\CALIB\62A1111A.C
 Last Cal Update: Nov 11 2011 12:36 pm
 Sample Type: Sample
 Prep Dil Factor: 1.11
 Total Dil Factor: 1.11

QC Elements

Element	Conc.	Corr. Conc.	RSD(%)	High Limit	Flag
7 (Li)	----- ug/l	#VALUE!	-----	0	
9 Be	30.96 ug/l	34.40	0.78	1000	
11 B	200.20 ug/l	222.42	0.81	1000	
23 Na	61950.00 ug/l	68826.45	0.21	25000	>Cal
24 Mg	32140.00 ug/l	35707.54	0.84	50000	
27 Al	1870.00 ug/l	2077.57	0.84	20000	
39 K	5247.00 ug/l	5829.42	0.83	20000	
44 Ca	33830.00 ug/l	37585.13	0.42	50000	
47 Ti	221.90 ug/l	246.53	1.98	1000	
51 V	237.60 ug/l	263.97	0.91	1000	
52 Cr	237.40 ug/l	263.75	0.32	1000	
55 Mn	630.50 ug/l	700.49	0.93	1000	
56 Fe	1681.00 ug/l	1867.59	0.11	20000	
59 Co	239.20 ug/l	265.75	0.21	1000	
60 Ni	221.60 ug/l	246.20	0.71	1000	
63 Cu	214.00 ug/l	237.75	0.34	1000	
65 Cu	215.50 ug/l	239.42	0.41	1000	
66 Zn	416.40 ug/l	462.62	0.25	1000	
75 As	217.80 ug/l	241.98	0.42	1000	
78 Se	190.00 ug/l	211.09	1.87	1000	
78 Se	200.70 ug/l	222.98	0.27	1000	
88 Sr	386.60 ug/l	429.51	0.48	1000	
88 Sr	360.40 ug/l	400.40	0.92	1000	
95 Mo	242.50 ug/l	269.42	0.21	1000	
106 (Cd)	----- ug/l	#VALUE!	-----	#####	
107 Ag	75.62 ug/l	84.01	16.90	500	
108 (Cd)	----- ug/l	#VALUE!	-----	#####	
111 Cd	43.36 ug/l	48.17	0.38	1000	
118 Sn	263.90 ug/l	293.19	1.01	1000	
121 Sb	235.90 ug/l	262.08	0.13	1000	
137 Ba	241.60 ug/l	268.42	0.76	1000	
205 Tl	223.80 ug/l	248.64	0.80	1000	
206 (Pb)	----- ug/l	#VALUE!	-----	#####	
207 (Pb)	----- ug/l	#VALUE!	-----	#####	
208 Pb	227.50 ug/l	252.75	0.79	1000	

ISTD Elements

Element	CPS Mean	RSD(%)	Ref Value	Rec(%)	QC Range(%)	Flag
6 Li	2736408.50	0.46	2775704.50	98.6	70 - 120	
45 Sc	611321.31	1.54	500780.41	122.1	70 - 120	IS Fail
45 Sc	99543.92	1.07	95494.08	104.2	70 - 120	
45 Sc	1800703.50	0.38	1460980.80	123.3	70 - 120	IS Fail
72 Ge	106746.23	0.60	96219.04	110.9	70 - 120	
72 Ge	46220.86	1.43	43611.78	106.0	70 - 120	
72 Ge	225130.14	0.52	213204.63	105.6	70 - 120	
115 In	1489872.30	0.92	1381264.00	107.9	70 - 120	
159 Tb	2050328.00	0.84	1843940.90	111.2	70 - 120	
165 Ho	2028255.00	1.18	1844184.90	110.0	70 - 120	

ISTD Ref File : C:\ICPCHEM\1\DATA\11K11100.B\004CALB.D\004CALB.D#

1 :Element Failures 0 :Max. Number of Failures Allowed
 2 :ISTD Failures 0 :Max. Number of ISTD Failures Allowed

Data Results:

Analytes: Fail
 ISTD: Fail

A.P.P.L. INC.
9
ICP SERIAL DILUTION

CLIENT SAMPLE NO.

ES053

Lab Name: A.P.P.L. INC.

Contract: Environet, Inc.

ARF No.: 66133

SDG: 66133

Matrix: water

Analysis Date: 11/11/2011

Concentration Units: ug/L

Analyte	Initial Sample Result (I)	Serial Dilution Result (S)	%D	Q	M
	C	C			
Lead (Pb)	0.90465	-0.3056332	NA		

Comments:

11/11/2011 17:27 AY49559W31

11/11/2011 18:28 AY49559W31-1/5

Sample QC Report

Data File: C:\ICPCHEM\1\DATA\11K11100.B\064SMPL.D\064SMPL.D#
 Date Acquired: Nov 11 2011 06:28 pm
 Operator: NBS
 Sample Name: AY49559W31-1/5
 Misc Info: 111110A-3015
 Vial Number: 3303
 Current Method: C:\ICPCHEM\1\METHODS\62A1111A.M
 Calibration File: C:\ICPCHEM\1\CALIB\62A1111A.C
 Last Cal Update: Nov 11 2011 12:36 pm
 Sample Type: Sample
 Prep Dil Factor: 5.56
 Total Dil Factor: 5.56

QC Elements

Element	Conc.	Corr. Conc.	RSD(%)	High Limit	Flag
7 (Li)	----- ug/l	#VALUE!	-----	0	
9 Be	-0.01 ug/l	-0.08	11.84	1000	
11 B	6.67 ug/l	37.06	0.96	1000	
23 Na	8757.00 ug/l	48653.89	0.49	25000	
24 Mg	2528.00 ug/l	14045.57	1.00	50000	
27 Al	5.07 ug/l	28.15	9.38	20000	
39 K	116.70 ug/l	648.39	6.27	20000	
44 Ca	2364.00 ug/l	13134.38	1.21	50000	
47 Ti	0.13 ug/l	0.75	30.40	1000	
51 V	2.10 ug/l	11.64	3.29	1000	
52 Cr	0.23 ug/l	1.29	7.03	1000	
55 Mn	77.63 ug/l	431.31	0.05	1000	
56 Fe	162.90 ug/l	905.07	0.57	20000	
59 Co	-0.28 ug/l	-1.53	1.24	1000	
60 Ni	0.48 ug/l	2.66	4.35	1000	
63 Cu	0.09 ug/l	0.51	18.19	1000	
65 Cu	0.06 ug/l	0.33	49.39	1000	
66 Zn	2.85 ug/l	15.81	3.71	1000	
75 As	0.41 ug/l	2.29	17.77	1000	
78 Se	0.14 ug/l	0.80	12.95	1000	
78 Se	0.24 ug/l	1.34	19.85	1000	
88 Sr	22.91 ug/l	127.29	1.70	1000	
88 Sr	20.55 ug/l	114.18	0.25	1000	
95 Mo	0.13 ug/l	0.71	12.30	1000	
106 (Cd)	----- ug/l	#VALUE!	-----	#####	
107 Ag	0.43 ug/l	2.41	15.35	500	
108 (Cd)	----- ug/l	#VALUE!	-----	#####	
111 Cd	0.01 ug/l	0.06	74.90	1000	
118 Sn	0.27 ug/l	1.49	6.19	1000	
121 Sb	1.37 ug/l	7.63	2.20	1000	
137 Ba	0.36 ug/l	1.98	0.63	1000	
205 Tl	0.02 ug/l	0.09	4.88	1000	
206 (Pb)	----- ug/l	#VALUE!	-----	#####	
207 (Pb)	----- ug/l	#VALUE!	-----	#####	
208 Pb	-0.05 ug/l	-0.31	2.95	1000	

ISTD Elements

Element	CPS	Mean	RSD(%)	Ref Value	Rec(%)	QC Range(%)	Flag
6 Li	2946221.30	0.53	2775704.50	106.1	70 - 120		
45 Sc	544323.31	2.92	500780.41	108.7	70 - 120		
45 Sc	97572.66	0.58	95494.08	102.2	70 - 120		
45 Sc	1573613.60	0.20	1460980.80	107.7	70 - 120		
72 Ge	110336.13	2.20	96219.04	114.7	70 - 120		
72 Ge	47327.77	0.54	43611.78	108.5	70 - 120		
72 Ge	242330.41	0.98	213204.63	113.7	70 - 120		
115 In	1456943.50	0.55	1381264.00	105.5	70 - 120		
159 Tb	1974826.90	0.45	1843940.90	107.1	70 - 120		
165 Ho	1935002.90	0.83	1844184.90	104.9	70 - 120		

ISTD Ref File : C:\ICPCHEM\1\DATA\11K11100.B\004CALB.D\004CALB.D#

0 :Element Failures 0 :Max. Number of Failures Allowed
 0 :ISTD Failures 0 :Max. Number of ISTD Failures Allowed

Data Results:

Analytes: Pass
 ISTD: Pass

Calibration Blank QC Report

Data File: C:\ICPCHEM\1\DATA\11K11100.B\004CAL
 Date Acquired: Nov 11 2011 12:08 pm
 Operator: NBS
 Sample Name: Calibration Blank
 Misc Info:
 Vial Number: 1102
 Current Method: C:\ICPCHEM\1\METHODS\62A1111A.M
 Calibration File: C:\ICPCHEM\1\CALIB\62A1111A.C
 Last Cal Update: Nov 11 2011 12:06 pm
 Sample Type: CalBlk
 Total Dil Factor: 1.00

QC&ISTD Elements

Element	CPS Mean	SD	RSD(%)
6 Li	2775705.00 A	31080.00	1.12
7 (Li)	152897.91 P	508.10	0.33
9 Be	164.45 P	15.75	9.58
11 B	9503.37 P	213.80	2.25
23 Na	81958.40 P	248.30	0.30
24 Mg	134.45 P	6.94	5.16
27 Al	111.12 P	16.78	15.10
39 K	60334.78 P	2276.00	3.77
44 Ca	384.84 P	48.59	12.63
45 Sc	500780.41 P	2032.00	0.41
45 Sc	95494.08 P	252.60	0.26
45 Sc	1460981.00 A	25510.00	1.75
47 Ti	4.89 P	0.77	15.75
51 V	3955.25 P	110.20	2.79
52 Cr	547.13 P	20.02	3.66
55 Mn	165.78 P	8.57	5.17
56 Fe	5746.57 P	137.00	2.38
59 Co	1492.99 P	62.44	4.18
60 Ni	69.78 P	22.72	32.56
63 Cu	2222.87 P	55.11	2.48
65 Cu	1076.95 P	27.98	2.60
66 Zn	207.12 P	12.10	5.84
72 Ge	96219.04 P	484.10	0.50
72 Ge	43611.78 P	490.40	1.12
72 Ge	213204.59 P	1657.00	0.78
75 As	266.34 P	7.21	2.71
78 Se	4.67 P	1.53	32.74
78 Se	30.00 P	1.16	3.85
88 Sr	48.89 P	8.39	17.16
88 Sr	188.90 P	11.71	6.20
95 Mo	111.12 P	22.69	20.42
106 (Cd)	31.11 P	10.18	32.72
107 Ag	35.56 P	13.47	37.88
108 (Cd)	27.78 P	5.09	18.33
111 Cd	0.12 P	4.33	3513.10
115 In	1381264.00 A	15790.00	1.14
118 Sn	495.58 P	60.50	12.21
121 Sb	323.35 P	35.28	10.91
137 Ba	91.12 P	13.47	14.78
159 Tb	1843941.00 A	33820.00	1.83
165 Ho	1844185.00 A	22050.00	1.20
205 Tl	78.89 P	5.09	6.45
206 (Pb)	1670.17 P	51.97	3.11
207 (Pb)	1455.69 P	79.06	5.43
208 Pb	6738.71 P	70.43	1.05

Calibration Standard QC Report

Data File: C:\ICPCHEM\1\DATA\11K11100.B\00SCALS.D\00SCALS.D#
 Date Acquired: Nov 11 2011 12:14 pm
 Operator: NBS
 Sample Name: 111111 Standard 1
 Misc Info:
 Vial Number: 1103
 Current Method: C:\ICPCHEM\1\METHODS\62A1111A.M
 Calibration File: C:\ICPCHEM\1\CALIB\62A1111A.C
 Last Cal Update: Nov 11 2011 12:12 pm
 Sample Type: Calstd
 Total Dil Factor: 1.00

QCISTD Elements

Element	CFS Mean	SD	RSD(%)	Cal Coef
6 Li	2934478.00 A	12100.00	0.41	0.0000
7 (Li)	160812.41 P	1266.00	0.79	0.0000
9 Be	1031.18 P	27.15	2.63	0.0000
11 B	10014.79 P	224.80	2.24	0.0000
23 Na	101764.30 P	5296.00	5.20	0.0000
24 Mg	2435.84 P	56.81	2.33	0.0000
27 Al	465.58 P	50.04	10.75	0.0000
39 K	63455.74 P	1758.00	2.77	0.0000
44 Ca	441.03 P	5.03	1.14	0.0000
45 Sc	483714.81 P	17820.00	3.68	0.0000
45 Sc	96706.18 P	602.60	0.62	0.0000
45 Sc	1494561.00 A	14240.00	0.95	0.0000
47 Ti	16.89 P	3.36	19.87	0.0000
51 V	4596.33 P	51.66	1.13	0.0000
52 Cr	876.48 P	32.73	3.73	0.0000
55 Mn	7451.77 P	52.30	0.70	0.0000
56 Fe	12699.44 P	213.90	1.68	0.0000
59 Co	1820.58 P	82.65	4.54	0.0000
60 Ni	165.23 P	12.10	7.28	0.0000
63 Cu	3334.65 P	61.70	1.85	0.0000
65 Cu	1647.67 P	94.43	5.73	0.0000
66 Zn	231.56 P	11.34	4.90	0.0000
72 Ge	93081.49 P	2181.00	2.34	0.0000
72 Ge	43620.24 P	387.20	0.89	0.0000
72 Ge	210910.70 P	1414.00	0.67	0.0000
75 As	300.78 P	7.07	2.35	0.0000
78 Se	21.00 P	2.60	12.40	0.0000
78 Se	30.33 P	6.33	20.88	0.0000
80 Sr	303.35 P	25.17	8.30	0.0000
80 Sr	1913.54 P	79.67	4.16	0.0000
95 Mo	385.58 P	18.36	4.76	0.0000
106 (Cd)	51.11 P	6.94	13.58	0.0000
107 Ag	447.80 P	37.47	8.37	0.0000
108 (Cd)	28.89 P	17.10	59.19	0.0000
111 Cd	182.07 P	18.49	10.16	0.0000
115 In	1383497.00 A	12980.00	0.94	0.0000
118 Sn	901.17 P	20.10	2.23	0.0000
121 Sb	988.96 P	26.95	2.73	0.0000
137 Ba	304.46 P	49.48	16.25	0.0000
159 Tb	1838841.00 A	19950.00	1.08	0.0000
165 Ho	1842078.00 A	20850.00	1.13	0.0000
205 Tl	1497.92 P	40.19	2.68	0.0000
206 (Pb)	2154.70 P	105.60	4.90	0.0000
207 (Pb)	1842.42 P	104.10	5.65	0.0000
208 Pb	8565.85 P	320.10	3.74	0.0000

ISTD Elements

Element	CFS Mean	RSD(%)	Ref Value	Rec(%)	QC Range(%)	Flag
6 Li	2934478.30	0.41	2775704.50	105.7	70 -	120
45 Sc	483714.78	3.68	500780.41	96.6	70 -	120
45 Sc	96706.18	0.62	95494.08	101.3	70 -	120
45 Sc	1494561.00	0.95	1460980.80	102.3	70 -	120
72 Ge	93081.49	2.34	96219.04	96.7	70 -	120
72 Ge	43620.24	0.89	43611.78	100.0	70 -	120
72 Ge	210910.72	0.67	213204.63	98.9	70 -	120
115 In	1383496.90	0.94	1381264.00	100.2	70 -	120
159 Tb	1838841.50	1.08	1843940.90	99.7	70 -	120
165 Ho	1842078.10	1.13	1844184.90	99.9	70 -	120

ISTD Ref File : C:\ICPCHEM\1\DATA\11K11100.B\004CALB.D\004CALB.D#

--- :Element Failures --- :Max. Number of Failures Allowed
 0 :ISTD Failures 0 :Max. Number of ISTD Failures Allowed

Data Results:

Analytes: Pass
 ISTD: Pass

Calibration Standard QC Report

Data File: C:\ICPCHEM\1\DATA\11K11100.B\006CAL5.D\006CAL5.D#
 Date Acquired: Nov 11 2011 12:20 pm
 Operator: NBS
 Sample Name: 111111 Standard 2
 Misc Info:
 Vial Number: 1104
 Current Method: C:\ICPCHEM\1\METHODS\62A1111A.M
 Calibration File: C:\ICPCHEM\1\CALIB\62A1111A.C
 Last Cal Update: Nov 11 2011 12:18 pm
 Sample Type: CalStd
 Total Dil Factor: 1.00

QC&ISTD Elements

Element	CPS Mean	SD	RSD(%)	Cal Coef
6 Li	3013436.00 A	14250.00	0.47	0.0000
7 (Li)	162843.41 P	655.10	0.40	1.0000
9 Be	10180.43 P	411.30	4.04	1.0000
11 B	16379.42 P	463.40	2.85	1.0000
23 Na	196689.50 P	7056.00	3.59	1.0000
24 Mg	23141.91 P	43.26	0.19	1.0000
27 Al	4021.80 P	226.90	5.64	1.0000
39 K	76357.12 P	2463.00	3.23	1.0000
44 Ca	1793.11 P	71.50	3.99	1.0000
45 Sc	510541.00 P	4569.00	0.89	0.0000
45 Sc	97262.66 P	635.50	0.65	0.0000
45 Sc	1465690.00 A	21530.00	1.47	0.0000
47 Ti	156.45 P	19.06	12.18	1.0000
51 V	8092.54 P	134.80	1.67	1.0000
52 Cr	4117.09 P	42.23	1.03	1.0000
55 Mn	61442.06 P	651.50	1.06	1.0000
56 Fe	82436.35 P	925.30	1.12	1.0000
59 Co	6109.79 P	52.35	0.86	1.0000
60 Ni	1383.64 P	28.30	2.05	1.0000
63 Cu	15516.40 P	233.60	1.51	1.0000
65 Cu	7559.83 P	73.09	0.97	1.0000
66 Zn	1430.31 P	74.87	5.23	1.0000
72 Ge	96818.69 P	1004.00	1.04	0.0000
72 Ge	44509.64 P	326.50	0.73	0.0000
72 Ge	203708.30 P	1751.00	0.86	0.0000
75 As	639.35 P	17.53	2.74	1.0000
78 Se	175.22 P	7.34	4.19	1.0000
78 Se	81.11 P	6.83	8.43	1.0000
88 Sr	3138.24 P	234.10	7.46	1.0000
88 Sr	17034.09 P	556.30	3.27	1.0000
95 Mo	3096.01 P	35.02	1.13	1.0000
106 (Cd)	180.01 P	18.56	10.31	1.0000
107 Ag	4028.49 P	77.05	1.91	1.0000
108 (Cd)	138.89 P	13.47	9.70	1.0000
111 Cd	1685.97 P	41.67	2.47	1.0000
115 In	1324038.00 A	6932.00	0.52	0.0000
118 Sn	5423.48 P	180.10	3.32	1.0000
121 Sb	6328.31 P	130.20	2.06	1.0000
137 Ba	2328.06 P	139.60	6.00	1.0000
159 Tb	1820559.00 A	17780.00	0.98	0.0000
165 Ho	1818461.00 A	19460.00	1.07	0.0000
205 Tl	15160.28 P	220.10	1.45	1.0000
206 (Pb)	7664.74 P	91.74	1.20	1.0000
207 (Pb)	7014.34 P	72.68	1.04	1.0000
208 Pb	31156.53 P	401.40	1.29	1.0000

ISTD Elements

Element	CPS Mean	RSD(%)	Ref Value	Rec(%)	QC Range(%)	Flag
6 Li	3013436.30	0.47	2775704.50	108.6	70 -	120
45 Sc	510541.06	0.89	500780.41	101.9	70 -	120
45 Sc	97262.66	0.65	95494.08	101.9	70 -	120
45 Sc	1465690.00	1.47	1460980.80	100.3	70 -	120
72 Ge	96818.70	1.04	96219.04	100.6	70 -	120
72 Ge	44509.64	0.73	43611.78	102.3	70 -	120
72 Ge	203708.33	0.86	213204.63	95.5	70 -	120
115 In	1324038.00	0.52	1381264.00	95.9	70 -	120
159 Tb	1820559.10	0.98	1843940.90	98.7	70 -	120
165 Ho	1818460.60	1.07	1844184.90	98.6	70 -	120

ISTD Ref File : C:\ICPCHEM\1\DATA\11K11100.B\004CAL5.D\004CAL5.D#

--- :Element Failures --- :Max. Number of Failures Allowed
 0 :ISTD Failures 0 :Max. Number of ISTD Failures Allowed

Data Results:

Analytes: Pass
 ISTD: Pass

Calibration Standard QC Report

Data File: C:\ICPCHEM\1\DATA\11K11100.B\007CAL5.D\007CAL5.D#
 Date Acquired: Nov 11 2011 12:27 pm
 Operator: NBS
 Sample Name: 111111 Standard 3
 Misc Info:
 Vial Number: 1105
 Current Method: C:\ICPCHEM\1\METHODS\62A1111A.M
 Calibration File: C:\ICPCHEM\1\CALIB\62A1111A.C
 Last Cal Update: Nov 11 2011 12:24 pm
 Sample Type: CalStd
 Total Dil Factor: 1.00

QC/ISTD Elements					
Element	CPS Mean	SD	RSD(%)	Cal Coef	
6 Li	3129745.00 A	45260.00	1.45	0.0000	
7 (Li)	169958.91 P	576.50	0.34	0.7236	
9 Be	529831.50 P	2404.00	0.45	0.9999	
11 B	352525.41 P	4097.00	1.16	0.9985	
23 Na	1470286.00 A	17010.00	1.16	0.9979	
24 Mg	1292682.00 A	17130.00	1.33	1.0000	
27 Al	182025.00 P	2356.00	1.29	1.0000	
39 K	502725.09 P	1262.00	0.25	0.9983	
44 Ca	52265.13 P	789.60	1.51	0.9983	
45 Sc	522323.31 P	4813.00	0.92	0.0000	
45 Sc	98761.96 P	1402.00	1.42	0.0000	
45 Sc	1523925.00 A	17440.00	1.14	0.0000	
47 Ti	6316.10 P	62.52	0.99	0.9998	
51 V	161320.00 P	2272.00	1.41	0.9994	
52 Cr	179336.20 P	1262.00	0.70	1.0000	
55 Mn	136966.41 P	806.40	0.59	0.9998	
56 Fe	3466730.00 A	34680.00	1.00	1.0000	
59 Co	254063.59 P	2599.00	1.02	0.9995	
60 Ni	64869.85 P	659.40	1.02	0.9997	
63 Cu	172209.41 P	983.40	0.57	0.9999	
65 Cu	82567.48 P	346.90	0.42	1.0000	
66 Zn	30294.80 P	353.70	1.17	0.9973	
72 Ge	98255.19 P	550.50	0.56	0.0000	
72 Ge	46262.58 P	34.38	0.07	0.0000	
72 Ge	211131.20 P	2095.00	0.99	0.0000	
75 As	20258.79 P	48.21	0.24	1.0000	
78 Se	8196.34 P	137.70	1.68	1.0000	
78 Se	2352.20 P	19.65	0.84	0.9953	
88 Sr	152226.41 P	2676.00	1.76	0.9999	
88 Sr	853159.19 P	3826.00	0.45	1.0000	
95 Mo	152546.09 P	1308.00	0.86	0.9999	
106 (Cd)	7779.08 P	43.36	0.56	0.9995	
107 Ag	203275.00 P	1362.00	0.67	1.0000	
108 (Cd)	5850.30 P	115.70	1.98	0.9966	
111 Cd	85595.10 P	417.50	0.49	1.0000	
115 In	1359449.00 A	15030.00	1.11	0.0000	
118 Sn	233787.30 P	2145.00	0.92	0.9998	
121 Sb	303264.81 P	1162.00	0.38	1.0000	
137 Ba	112289.00 P	1153.00	1.03	1.0000	
159 Tb	1852128.00 A	3859.00	0.21	0.0000	
165 Ho	1866389.00 A	18420.00	0.99	0.0000	
205 Tl	767163.63 P	3647.00	0.48	1.0000	
206 (Pb)	267422.81 P	439.20	0.16	0.9998	
207 (Pb)	229702.30 P	967.40	0.42	0.9996	
208 Pb	1066559.00 P	3421.00	0.32	0.9997	

ISTD Elements						
Element	CPS Mean	RSD(%)	Ref Value	Rec(%)	QC Range(%)	Flag
6 Li	3129745.00	1.45	2775704.50	112.8	70 -	120
45 Sc	522323.34	0.92	500780.41	104.3	70 -	120
45 Sc	98761.96	1.42	95494.08	103.4	70 -	120
45 Sc	1523925.40	1.14	1460980.80	104.3	70 -	120
72 Ge	98255.19	0.56	96219.04	102.1	70 -	120
72 Ge	46262.59	0.07	43611.78	106.1	70 -	120
72 Ge	211131.19	0.99	213204.63	99.0	70 -	120
115 In	1359449.00	1.11	1381264.80	98.4	70 -	120
159 Tb	1852128.10	0.21	1843940.90	100.4	70 -	120
165 Ho	1866389.00	0.99	1844184.90	101.2	70 -	120

ISTD Ref File : C:\ICPCHEM\1\DATA\11K11100.B\004CAL5.D\004CAL5.D#

--- :Element Failures --- :Max. Number of Failures Allowed
 0 :ISTD Failures 0 :Max. Number of ISTD Failures Allowed

Data Results:
 Analytes: Pass
 ISTD: Pass

Calibration Standard QC Report

Data File: C:\ICPCHEM\1\DATA\11K11100.B\00SCALS.D\00SCALS.D#
 Date Acquired: Nov 11 2011 12:33 pm
 Operator: NBS
 Sample Name: 111111 Standard 4
 Misc Info:
 Vial Number: 1106
 Current Method: C:\ICPCHEM\1\METHODS\62A1111A.M
 Calibration File: C:\ICPCHEM\1\CALIB\62A1111A.C
 Last Cal Update: Nov 11 2011 12:30 pm
 Sample Type: CalStd
 Total Dil Factor: 1.00

QC&ISTD Elements

Element	CPS Mean	SD	RSD(%)	Cal Coef
6 Li	3091825.00 A	34660.00	1.12	0.0000
7 (Li)	159207.09 P	2476.00	1.46	0.7966
9 Be	1184909.00 A	5168.00	0.44	1.0000
11 B	825041.63 A	8516.00	1.03	1.0000
23 Na	2686206.00 A	10730.00	0.40	0.9984
24 Mg	2535966.00 A	10300.00	0.41	1.0000
27 Al	366543.31 P	3283.00	0.90	1.0000
39 K	1039409.00 A	8793.00	0.85	0.9999
44 Ca	104136.20 P	1221.00	1.17	1.0000
45 Sc	526807.38 P	1501.00	0.28	0.0000
45 Sc	100637.20 P	272.50	0.27	0.0000
45 Sc	1546820.00 A	41280.00	2.67	0.0000
47 Ti	12883.09 P	335.40	2.60	1.0000
51 V	324487.59 P	1452.00	0.45	1.0000
52 Cr	360663.69 P	2389.00	0.66	1.0000
55 Mn	247566.30 P	2862.00	1.16	0.9063
56 Fe	6831163.00 A	89870.00	1.32	1.0000
59 Co	505973.59 P	1092.00	0.22	1.0000
60 Ni	128756.60 P	486.80	0.38	1.0000
63 Cu	331294.91 P	1236.00	0.37	0.9984
65 Cu	158678.41 P	595.70	0.38	0.9983
66 Zn	58476.31 P	247.90	0.42	0.9998
72 Ge	100101.50 P	582.20	0.58	0.0000
72 Ge	46752.66 P	94.61	0.20	0.0000
72 Ge	215920.09 P	4942.00	2.29	0.0000
75 As	41314.20 P	335.50	0.81	1.0000
78 Se	16782.86 P	111.00	0.66	1.0000
78 Se	4841.04 P	45.62	0.94	1.0000
88 Sr	308415.19 P	2179.00	0.71	1.0000
88 Sr	1836004.00 A	12020.00	0.65	1.0000
95 Mo	308376.41 P	620.60	0.20	1.0000
106 (Cd)	15606.90 P	85.03	0.54	1.0000
107 Ag	402429.69 P	2133.00	0.53	1.0000
108 (Cd)	11351.61 P	175.20	1.54	1.0000
111 Cd	169137.09 P	1111.00	0.66	1.0000
115 In	1356694.00 A	39030.00	2.88	0.0000
118 Sn	461432.81 P	1252.00	0.27	1.0000
121 Sb	616792.50 P	2811.00	0.46	1.0000
137 Ba	224905.80 P	424.60	0.19	1.0000
159 Tb	1896056.00 A	51090.00	2.69	0.0000
165 Ho	1892444.00 A	47210.00	2.49	0.0000
205 Tl	1621888.00 A	15450.00	0.95	1.0000
206 (Pb)	524239.50 P	2392.00	0.46	1.0000
207 (Pb)	454785.81 P	2844.00	0.63	1.0000
208 Pb	2164409.00 A	4337.00	0.20	1.0000

ISTD Elements

Element	CPS Mean	RSD(%)	Ref Value	Rec(%)	QC Range(%)	Flag
6 Li	3091824.50	1.12	2775704.50	111.4	70 -	120
45 Sc	526807.44	0.28	500780.41	105.2	70 -	120
45 Sc	100637.22	0.27	95494.08	105.4	70 -	120
45 Sc	1546819.60	2.67	1460980.80	105.9	70 -	120
72 Ge	100101.52	0.58	96219.04	104.0	70 -	120
72 Ge	46752.66	0.20	43611.78	107.2	70 -	120
72 Ge	215920.11	2.29	213204.63	101.3	70 -	120
115 In	1356693.50	2.88	1381264.00	98.2	70 -	120
159 Tb	1896055.90	2.69	1843940.90	102.8	70 -	120
165 Ho	1892443.90	2.49	1844184.90	102.6	70 -	120

ISTD Ref File : C:\ICPCHEM\1\DATA\11K11100.B\004CALB.D\004CALB.D#

--- :Element Failures --- :Max. Number of Failures Allowed
 0 :ISTD Failures 0 :Max. Number of ISTD Failures Allowed

Data Results:

Analyses: Pass
 ISTD: Pass

QCS QC Report

Data File: C:\ICPCHEM\1\DATA\11K11100.B\009_QCS.D\009_QCS.D#
 Date Acquired: Nov 11 2011 12:39 pm
 Operator: NBS
 Sample Name: ICV 111111
 Misc Info:
 Vial Number: 1107
 Current Method: C:\ICPCHEM\1\METHODS\62A1111A.M
 Calibration File: C:\ICPCHEM\1\CALIB\62A1111A.C
 Last Cal Update: Nov 11 2011 12:36 pm
 Sample Type: QCS
 Total Dil Factor: 1.00

QC Elements

Element	Conc.	RSD(%)	Expected QC	Range(%)	Flag
7 (Li)	----- ug/l	-----	100.00	90 - 110	
9 Be	107.60 ug/l	0.95	100.00	90 - 110	
11 B	105.70 ug/l	0.67	100.00	90 - 110	
23 Na	2518.00 ug/l	0.81	2500.00	90 - 110	
24 Mg	2533.00 ug/l	0.67	2500.00	90 - 110	
27 Al	2547.00 ug/l	1.32	2500.00	90 - 110	
39 K	2615.00 ug/l	0.71	2500.00	90 - 110	
44 Ca	2519.00 ug/l	0.47	2500.00	90 - 110	
47 Ti	97.29 ug/l	0.90	100.00	90 - 110	
51 V	103.40 ug/l	0.55	100.00	90 - 110	
52 Cr	106.50 ug/l	0.63	100.00	90 - 110	
55 Mn	106.70 ug/l	0.21	100.00	90 - 110	
56 Fe	2516.00 ug/l	1.06	2500.00	90 - 110	
59 Co	104.60 ug/l	0.25	100.00	90 - 110	
60 Ni	104.70 ug/l	0.28	100.00	90 - 110	
63 Cu	102.50 ug/l	1.70	100.00	90 - 110	
65 Cu	102.20 ug/l	1.45	100.00	90 - 110	
66 Zn	104.10 ug/l	1.10	100.00	90 - 110	
75 As	98.86 ug/l	1.38	100.00	90 - 110	
78 Se	103.60 ug/l	1.81	100.00	90 - 110	
78 Se	104.10 ug/l	2.03	100.00	90 - 110	
88 Sr	101.20 ug/l	1.63	100.00	90 - 110	
88 Sr	104.30 ug/l	0.60	100.00	90 - 110	
95 Mo	96.15 ug/l	1.35	100.00	90 - 110	
106 (Cd)	----- ug/l	-----	100.00	90 - 110	
107 Ag	46.26 ug/l	0.71	50.00	90 - 110	
108 (Cd)	----- ug/l	-----	100.00	90 - 110	
111 Cd	103.60 ug/l	0.47	100.00	90 - 110	
118 Sn	43.82 ug/l	0.17	50.00	90 - 110	Fail
121 Sb	102.70 ug/l	0.18	100.00	90 - 110	
137 Ba	99.56 ug/l	0.34	100.00	90 - 110	
205 Tl	106.40 ug/l	1.20	100.00	90 - 110	
206 (Pb)	----- ug/l	-----	100.00	90 - 110	
207 (Pb)	----- ug/l	-----	100.00	90 - 110	
208 Pb	106.30 ug/l	0.89	100.00	90 - 110	

ISTD Elements

Element	CPS Mean	RSD(%)	Ref Value	Rec(%)	QC Range(%)	Flag
6 Li	3157481.00	0.39	2775704.50	113.8	70 - 120	
45 Sc	523431.13	0.16	500780.41	104.5	70 - 120	
45 Sc	100384.52	0.40	95494.08	105.1	70 - 120	
45 Sc	1532510.60	0.50	1460980.80	104.9	70 - 120	
72 Ge	99727.78	0.25	96219.04	103.6	70 - 120	
72 Ge	46938.75	0.91	43611.78	107.6	70 - 120	
72 Ge	213917.78	0.32	213204.63	99.9	70 - 120	
115 In	1371120.50	0.09	1381264.00	99.3	70 - 120	
159 Tb	1873353.00	0.83	1843940.90	101.6	70 - 120	
165 Ho	1868336.50	1.05	1844184.90	101.3	70 - 120	

ISTD Ref File : C:\ICPCHEM\1\DATA\11K11100.B\004CALB.D\004CALB.D#

1 :Element Failures 0 :Max. Number of Failures Allowed
 0 :ISTD Failures 0 :Max. Number of ISTD Failures Allowed

Data Results:

Analytes: Fail
 ISTD: Pass

CCB QC Report

Data File: C:\ICPCHEM\1\DATA\11K11100.B\012_CCB.D\012_CCB.D#
 Date Acquired: Nov 11 2011 12:57 pm
 Operator: NBS
 Sample Name: ICB 111111
 Misc Info:
 Vial Number: 1102
 Current Method: C:\ICPCHEM\1\METHODS\62A1111A.M
 Calibration File: C:\ICPCHEM\1\CALIB\62A1111A.C
 Last Cal Update: Nov 11 2011 12:36 pm
 Sample Type: CCB
 Total Dil Factor: 1.00

QC Elements	Element	Conc.	RSD(%)	High Limit	Flag
	7 (Li)	----- ug/l	-----	#VALUE!	
	9 Be	0.00 ug/l	64.25	0.12	
	11 B	0.03 ug/l	45.15	15.00	
	23 Na	7.71 ug/l	8.18	77.10	
	24 Mg	0.10 ug/l	55.44	7.50	
	27 Al	0.09 ug/l	51.89	3.96	
	39 K	-16.07 ug/l	31.35	19.20	
	44 Ca	2.26 ug/l	102.26	90.00	
	47 Ti	0.02 ug/l	221.48	0.78	
	51 V	0.57 ug/l	2.59	0.21	Fail
	52 Cr	0.01 ug/l	92.18	0.12	
	55 Mn	0.00 ug/l	249.24	0.18	
	56 Fe	0.25 ug/l	4.89	40.80	
	59 Co	-0.25 ug/l	1.58	0.09	
	60 Ni	0.00 ug/l	280.61	0.48	
	63 Cu	-0.13 ug/l	3.22	0.39	
	65 Cu	-0.13 ug/l	16.74	0.39	
	66 Zn	-0.01 ug/l	406.21	6.90	
	75 As	-0.09 ug/l	15.13	0.27	
	78 Se	0.01 ug/l	58.10	0.30	
	78 Se	0.05 ug/l	139.53	0.30	
	88 Sr	0.00 ug/l	1034.40	0.03	
	88 Sr	0.00 ug/l	24.09	0.03	
	95 Mo	0.03 ug/l	16.72	0.21	
	106 (Cd)	----- ug/l	-----	#VALUE!	
	107 Ag	0.00 ug/l	50.39	0.09	
	108 (Cd)	----- ug/l	-----	#VALUE!	
	111 Cd	0.01 ug/l	58.78	0.06	
	118 Sn	0.03 ug/l	55.51	0.30	
	121 Sb	0.13 ug/l	5.57	0.03	Fail
	137 Ba	0.01 ug/l	116.79	0.12	
	205 Tl	0.01 ug/l	38.28	0.03	
	206 (Pb)	----- ug/l	-----	#VALUE!	
	207 (Pb)	----- ug/l	-----	#VALUE!	
	208 Pb	-0.20 ug/l	0.78	0.33	

ISTD Elements	Element	CPS Mean	RSD(%)	Ref Value	Rec(%)	QC Range(%)	Flag
	6 Li	3073279.00	0.84	2775704.50	110.7	70 - 120	
	45 Sc	545909.38	3.12	500780.41	109.0	70 - 120	
	45 Sc	100165.70	0.44	95494.08	104.9	70 - 120	
	45 Sc	1499557.30	0.22	1460980.80	102.6	70 - 120	
	72 Ge	101795.60	2.62	96219.04	105.8	70 - 120	
	72 Ge	46734.16	0.18	43611.78	107.2	70 - 120	
	72 Ge	210654.83	0.54	213204.63	98.8	70 - 120	
	115 In	1336860.30	0.89	1381264.00	96.8	70 - 120	
	159 Tb	1857728.00	1.11	1843940.90	100.7	70 - 120	
	165 Ho	1856236.60	1.27	1844184.90	100.7	70 - 120	

ISTD Ref File : C:\ICPCHEM\1\DATA\11K11100.B\004CALB.D\004CALB.D#

2 :Element Failures 0 :Max. Number of Failures Allowed
 0 :ISTD Failures 0 :Max. Number of ISTD Failures Allowed

Data Results:
 Analytes: Fail
 ISTD: Pass

CCV QC Report

Data File: C:\ICPCHEM\1\DATA\11K11100.B\013_CCV.D\013_CCV.DH
 Date Acquired: Nov 11 2011 01:03 pm
 Operator: NBS
 Sample Name: CCV 111111
 Misc Info:
 Vial Number: 1105
 Current Method: C:\ICPCHEM\1\METHODS\62A1111A.M
 Calibration File: C:\ICPCHEM\1\CALIB\62A1111A.C
 Last Cal Update: Nov 11 2011 12:36 pm
 Sample Type: CCV
 Total Dil Factor: 1.00

QC Elements

Element	Conc.	RSD(%)	Expected QC	Range(%)	Flag
7 (Li)	----- ug/l	-----	50.00	90 - 110	
9 Be	45.86 ug/l	1.99	50.00	90 - 110	
11 B	43.69 ug/l	2.15	50.00	90 - 110	Fail
23 Na	1276.00 ug/l	1.53	1250.00	90 - 110	
24 Mg	2559.00 ug/l	1.05	2500.00	90 - 110	
27 Al	1001.00 ug/l	1.70	1000.00	90 - 110	
39 K	917.90 ug/l	1.26	1000.00	90 - 110	
44 Ca	2498.00 ug/l	1.41	2500.00	90 - 110	
47 Ti	49.40 ug/l	0.95	50.00	90 - 110	
51 V	50.61 ug/l	1.18	50.00	90 - 110	
52 Cr	50.27 ug/l	1.38	50.00	90 - 110	
55 Mn	54.78 ug/l	1.56	50.00	90 - 110	
56 Fe	1027.00 ug/l	1.77	1000.00	90 - 110	
59 Co	50.74 ug/l	0.93	50.00	90 - 110	
60 Ni	50.88 ug/l	1.81	50.00	90 - 110	
63 Cu	50.81 ug/l	0.58	50.00	90 - 110	
65 Cu	50.69 ug/l	0.50	50.00	90 - 110	
66 Zn	51.32 ug/l	0.03	50.00	90 - 110	
75 As	49.12 ug/l	0.62	50.00	90 - 110	
78 Se	50.32 ug/l	1.71	50.00	90 - 110	
78 Se	49.06 ug/l	1.10	50.00	90 - 110	
88 Sr	49.93 ug/l	0.31	50.00	90 - 110	
88 Sr	47.83 ug/l	0.44	50.00	90 - 110	
95 Mo	50.08 ug/l	0.70	50.00	90 - 110	
106 (Cd)	----- ug/l	-----	50.00	90 - 110	
107 Ag	24.63 ug/l	0.57	25.00	90 - 110	
108 (Cd)	----- ug/l	-----	50.00	90 - 110	
111 Cd	50.07 ug/l	1.49	50.00	90 - 110	
118 Sn	50.35 ug/l	0.28	50.00	90 - 110	
121 Sb	49.48 ug/l	0.77	50.00	90 - 110	
137 Ba	49.18 ug/l	0.66	50.00	90 - 110	
205 Tl	48.89 ug/l	0.40	50.00	90 - 110	
206 (Pb)	----- ug/l	-----	50.00	90 - 110	
207 (Pb)	----- ug/l	-----	50.00	90 - 110	
208 Pb	50.31 ug/l	0.14	50.00	90 - 110	

ISTD Elements

Element	CPS Mean	RSD(%)	Ref Value	Rec(%)	QC Range (%)	Flag
6 Li	3009330.80	0.85	2775704.50	108.4	70 - 120	
45 Sc	502422.56	3.92	500780.41	100.3	70 - 120	
45 Sc	98428.88	1.42	95494.08	103.1	70 - 120	
45 Sc	1480640.80	1.02	1460980.80	101.3	70 - 120	
72 Ge	97237.93	2.52	96219.04	101.1	70 - 120	
72 Ge	46537.16	0.17	43611.78	106.7	70 - 120	
72 Ge	206334.70	0.20	213204.63	96.8	70 - 120	
115 In	1333758.10	0.36	1381264.00	96.6	70 - 120	
159 Tb	1832635.60	0.51	1843940.90	99.4	70 - 120	
165 Ho	1824652.90	0.58	1844184.90	98.9	70 - 120	

ISTD Ref File : C:\ICPCHEM\1\DATA\11K11100.B\004CALB.D\004CALB.DH

1 :Element Failures 0 :Max. Number of Failures Allowed
 0 :ISTD Failures 0 :Max. Number of ISTD Failures Allowed

Data Results:

Analytes: Fail
 ISTD: Pass

CCB QC Report

Data File: C:\ICPCHEM\1\DATA\11K11100.B\014_CCB.D\014_CCB.D#
 Date Acquired: Nov 11 2011 01:09 pm
 Operator: NBS
 Sample Name: CCB 111111
 Misc Info:
 Vial Number: 1102
 Current Method: C:\ICPCHEM\1\METHODS\62A1111A.M
 Calibration File: C:\ICPCHEM\1\CALIB\62A1111A.C
 Last Cal Update: Nov 11 2011 12:36 pm
 Sample Type: CCB
 Total Dil Factor: 1.00

QC Elements	Element	Conc.	RSD(%)	High Limit	Flag
	7 (Li)	----- ug/l	-----	#VALUE!	
	9 Be	0.00 ug/l	75.05	0.12	
	11 B	0.19 ug/l	2.24	15.00	
	23 Na	3.09 ug/l	28.12	77.10	
	24 Mg	0.17 ug/l	59.53	7.50	
	27 Al	0.11 ug/l	49.92	3.96	
	39 K	-13.77 ug/l	41.47	19.20	
	44 Ca	1.49 ug/l	82.56	90.00	
	47 Ti	0.00 ug/l	584.34	0.78	
	51 V	0.76 ug/l	2.01	0.21	Fail
	52 Cr	0.02 ug/l	22.00	0.12	
	55 Mn	0.01 ug/l	26.62	0.18	
	56 Fe	0.44 ug/l	10.30	40.80	
	59 Co	-0.27 ug/l	0.49	0.09	
	60 Ni	0.00 ug/l	169.21	0.48	
	63 Cu	-0.16 ug/l	12.22	0.39	
	65 Cu	-0.16 ug/l	4.20	0.39	
	66 Zn	0.03 ug/l	67.54	6.90	
	75 As	-0.03 ug/l	60.04	0.27	
	78 Se	0.10 ug/l	23.77	0.30	
	78 Se	0.02 ug/l	138.81	0.30	
	88 Sr	0.00 ug/l	574.89	0.03	
	88 Sr	0.00 ug/l	33.45	0.03	
	95 Mo	0.10 ug/l	2.35	0.21	
	106 (Cd)	----- ug/l	-----	#VALUE!	
	107 Ag	0.00 ug/l	6.78	0.09	
	108 (Cd)	----- ug/l	-----	#VALUE!	
	111 Cd	0.01 ug/l	137.32	0.06	
	118 Sn	0.06 ug/l	31.67	0.30	
	121 Sb	0.69 ug/l	6.56	0.03	Fail
	137 Ba	0.01 ug/l	127.23	0.12	
	205 Tl	0.02 ug/l	7.09	0.03	
	206 (Pb)	----- ug/l	-----	#VALUE!	
	207 (Pb)	----- ug/l	-----	#VALUE!	
	208 Pb	-0.21 ug/l	0.72	0.33	

ISTD Elements	Element	CPS Mean	RSD(%)	Ref Value	Rec(%)	QC Range(%)	Flag
	6 Li	2980962.00	0.72	2775704.50	107.4	70 - 120	
	45 Sc	505025.28	3.19	500780.41	100.8	70 - 120	
	45 Sc	97675.82	0.75	95494.08	102.3	70 - 120	
	45 Sc	1485366.30	0.36	1460980.80	101.7	70 - 120	
	72 Ge	97202.46	2.05	96219.04	101.0	70 - 120	
	72 Ge	45665.85	0.21	43611.78	104.7	70 - 120	
	72 Ge	205716.23	0.30	213204.63	96.5	70 - 120	
	115 In	1321174.40	0.50	1381264.00	95.6	70 - 120	
	159 Tb	1807747.90	0.40	1843940.90	98.0	70 - 120	
	165 Ho	1813776.00	0.73	1844184.90	98.4	70 - 120	

ISTD Ref File : C:\ICPCHEM\1\DATA\11K11100.B\004CALB.D\004CALB.D#

2 :Element Failures 0 :Max. Number of Failures Allowed
 0 :ISTD Failures 0 :Max. Number of ISTD Failures Allowed

Data Results:

Analytes: Fail
 ISTD: Pass

ICS-A QC Report

Data File: C:\ICPCHEM\1\DATA\11K11100.B\015ICSA.D\015ICSA.D#
 Date Acquired: Nov 11 2011 01:15 pm
 Acq. Method: 62A1111A.M
 Operator: NBS
 Sample Name: ICSA 111111
 Misc Info: 2102
 Vial Number:
 Current Method: C:\ICPCHEM\1\METHODS\62A1111A.M
 Calibration File: C:\ICPCHEM\1\CALIB\62A1111A.C
 Last Cal. Update: Nov 11 2011 12:36 pm
 Sample Type: ICSA
 Dilution Factor: 1.00

Data Results:
 Analytes: Pass
 ISTD: Pass

QC Elements	Element	IS Ref	Tune	Conc.	RSD(%)	High Limit ppb	Flag
	7 (Li)	---	3	ug/l	-----		
	9 Be	45	3	0.83 ug/l	2.55		
	11 B	45	3	1.56 ug/l	2.76		
	23 Na	45	2	93250.00 ug/l	0.74		
	24 Mg	45	2	91170.00 ug/l	1.03		
	27 Al	45	2	104800.00 ug/l	1.31		
	39 K	45	2	95010.00 ug/l	0.86		
	44 Ca	45	2	101900.00 ug/l	1.03		
	47 Ti	45	2	1961.00 ug/l	0.73		
	51 V	45	2	2.53 ug/l	1.39		
	52 Cr	45	2	2.35 ug/l	1.68		
	55 Mn	45	2	7.50 ug/l	0.84		
	56 Fe	45	3	92610.00 ug/l	0.44		
	59 Co	45	2	20.49 ug/l	0.58		
	60 Ni	45	2	3.86 ug/l	0.68		
	63 Cu	72	2	1.60 ug/l	2.77		
	65 Cu	72	2	1.70 ug/l	4.01		
	66 Zn	72	2	5.11 ug/l	1.25		
	75 As	72	2	1.55 ug/l	3.09		
	78 Se	72	1	1.07 ug/l	5.94		
	78 Se	72	2	1.16 ug/l	9.00		
	88 Sr	72	2	1.41 ug/l	4.62		
	88 Sr	72	3	1.37 ug/l	1.32		
	95 Mo	72	3	1834.00 ug/l	1.74		
	106 (Cd)	---	3	ug/l	-----		
	107 Ag	115	3	1.97 ug/l	1.05		
	108 (Cd)	---	3	ug/l	-----		
	111 Cd	115	3	2.42 ug/l	3.67		
	118 Sn	115	3	1.18 ug/l	1.50		
	121 Sb	115	3	1.93 ug/l	2.34		
	137 Ba	115	3	3.88 ug/l	2.04		
	205 Tl	159	3	1.62 ug/l	1.90		
	206 (Pb)	---	3	ug/l	-----		
	207 (Pb)	---	3	ug/l	-----		
	208 Pb	159	3	3.50 ug/l	0.41		

ISTD Elements	Element	Tune	CPS Mean	RSD(%)	Ref Value	Rec(%)	QC Range(%)	Flag
	6 Li	3	2777926	0.73	2775705	100.1	70 - 120	
	45 Sc	1	527513	3.31	500780	105.3	70 - 120	
	45 Sc	2	94664	0.69	95494	99.1	70 - 120	
	45 Sc	3	1465735	0.50	1460981	100.3	70 - 120	
	72 Ge	1	98457	2.56	96219	102.3	70 - 120	
	72 Ge	2	46798	1.22	43612	107.3	70 - 120	
	72 Ge	3	216093	0.53	213205	101.4	70 - 120	
	115 In	3	1235992	0.56	1381264	89.5	70 - 120	
	159 Tb	3	1778881	0.42	1843941	96.5	70 - 120	
	165 Ho	3	1783575	1.04	1844185	96.7	70 - 120	

Tune File# 1 c:\icpchem\1\7500\h2.u
 Tune File# 2 c:\icpchem\1\7500\he.u
 Tune File# 3 c:\icpchem\1\7500\nogas.u

ISTD Ref File : C:\ICPCHEM\1\DATA\11K11100.B\004CALB.D\004CALB.D#

0 :Element Failures 0 :Max. Number of Failures Allowed
 0 :ISTD Failures 0 :Max. Number of ISTD Failures Allowed

ICSB-AB QC Report

Data File: C:\ICPCHEM\1\DATA\11K11100.B\016ICSB.D\016ICSB.D#
 Date Acquired: Nov 11 2011 01:21 pm
 Acq. Method: 62A1111A.M
 Operator: NBS
 Sample Name: ICSAB 111111
 Misc Info:
 Vial Number: 2103
 Current Method: C:\ICPCHEM\1\METHODS\62A1111A.M
 Calibration File: C:\ICPCHEM\1\CALIB\62A1111A.C
 Last Cal. Update: Nov 11 2011 12:36 pm
 Sample Type: ICSAB
 Dilution Factor: 1.00

Data Results:
 Analytes: Pass
 ISTD: Pass

QC Elements

Element	IS Ref	Tune	Conc. ppb	RSD(%)	Expected	%Recovery	QC Range(%)	Flag
7 (Li)	---	3	---	-----	---	---	-	-
9 Be	45	3	246.60	1.11	250	98.6	80 - 120	-
11 B	45	3	1.63	0.34	---	---	-	-
23 Na	45	2	96100.00	0.19	---	---	-	-
24 Mg	45	2	93890.00	0.39	---	---	-	-
27 Al	45	2	107500.00	1.06	---	---	-	-
39 K	45	2	97710.00	0.66	---	---	-	-
44 Ca	45	2	105500.00	1.05	---	---	-	-
47 Ti	45	2	2014.00	0.31	2000	100.7	80 - 120	-
51 V	45	2	267.30	0.98	250	106.9	80 - 120	-
52 Cr	45	2	270.40	2.94	250	108.2	80 - 120	-
55 Mn	45	2	264.30	0.56	250	105.7	80 - 120	-
56 Fe	45	2	94360.00	0.20	---	---	-	-
59 Co	45	2	282.40	0.78	250	113.0	80 - 120	-
60 Ni	45	2	481.90	0.90	500	96.4	80 - 120	-
63 Cu	72	2	218.20	1.17	250	87.3	80 - 120	-
65 Cu	72	2	218.60	0.91	250	87.4	80 - 120	-
66 Zn	72	2	513.60	0.37	500	102.7	80 - 120	-
75 As	72	2	239.20	0.52	250	95.7	80 - 120	-
78 Se	72	1	251.50	0.86	250	100.6	80 - 120	-
78 Se	72	2	233.50	0.80	250	93.4	80 - 120	-
88 Sr	72	2	1.62	0.60	---	---	-	-
88 Sr	72	3	1.51	0.87	---	---	-	-
95 Mo	72	3	2131.00	0.52	2000	106.6	80 - 120	-
106 (Cd)	---	3	---	-----	---	---	-	-
107 Ag	115	3	535.90	1.10	500	107.2	80 - 120	-
108 (Cd)	---	3	---	-----	---	---	-	-
111 Cd	115	3	495.00	0.98	500	99.0	80 - 120	-
118 Sn	115	3	1.45	2.79	---	---	-	-
121 Sb	115	3	274.60	0.82	250	109.8	80 - 120	-
137 Ba	115	3	271.00	0.98	250	108.4	80 - 120	-
205 Tl	159	3	252.50	0.03	250	101.0	80 - 120	-
206 (Pb)	---	3	---	-----	---	---	-	-
207 (Pb)	---	3	---	-----	---	---	-	-
208 Pb	159	3	502.00	0.13	500	100.4	80 - 120	-

ISTD Elements

Element	Tune	CPS Mean	RSD(%)	Ref Value	Rec(%)	QC Range(%)	Flag
6 Li	3	2732517	0.30	2775705	98.4	70 - 120	-
45 Sc	1	511020	0.99	500780	102.0	70 - 120	-
45 Sc	2	93932	0.16	95494	98.4	70 - 120	-
45 Sc	3	1418244	0.91	1460981	97.1	70 - 120	-
72 Ge	1	96432	0.78	96219	100.2	70 - 120	-
72 Ge	2	46185	0.98	43612	105.9	70 - 120	-
72 Ge	3	209601	0.65	213205	98.3	70 - 120	-
115 In	3	1203221	0.93	1381264	87.1	70 - 120	-
159 Tb	3	1775149	0.42	1843941	96.3	70 - 120	-
165 Ho	3	1779108	0.39	1844185	96.5	70 - 120	-

Tune File# 1 c:\icpchem\1\7500\h2.u
 Tune File# 2 c:\icpchem\1\7500\h8.u
 Tune File# 3 c:\icpchem\1\7500\nogas.u

ISTD Ref File : C:\ICPCHEM\1\DATA\11K11100.B\004CALB.D\004CALB.D#

0 :Element Failures 0 :Max. Number of Failures Allowed
 0 :ISTD Failures 0 :Max. Number of ISTD Failures Allowed

CCV QC Report

Data File: C:\ICPCHEM\1\DATA\11K11100.B\018_CCV.D\018_CCV.D#
 Date Acquired: Nov 11 2011 01:33 pm
 Operator: NBS
 Sample Name: CCV 111111
 Misc Info:
 Vial Number: 1105
 Current Method: C:\ICPCHEM\1\METHODS\62A1111A.M
 Calibration File: C:\ICPCHEM\1\CALIB\62A1111A.C
 Last Cal Update: Nov 11 2011 12:36 pm
 Sample Type: CCV
 Total Dil Factor: 1.00

QC Elements	Element	Conc.	RSD(%)	Expected QC	Range(%)	Flag
	7 (Li)	----- ug/l	-----	50.00	90 - 110	
	9 Be	45.54 ug/l	0.43	50.00	90 - 110	
	11 B	42.52 ug/l	0.69	50.00	90 - 110	Fail
	23 Na	1232.00 ug/l	0.90	1250.00	90 - 110	
	24 Mg	2553.00 ug/l	1.13	2500.00	90 - 110	
	27 Al	1002.00 ug/l	1.24	1000.00	90 - 110	
	39 K	910.10 ug/l	0.77	1000.00	90 - 110	
	44 Ca	2506.00 ug/l	0.99	2500.00	90 - 110	
	47 Ti	49.11 ug/l	2.38	50.00	90 - 110	
	51 V	50.62 ug/l	1.42	50.00	90 - 110	
	52 Cr	49.48 ug/l	1.20	50.00	90 - 110	
	55 Mn	54.25 ug/l	1.47	50.00	90 - 110	
	56 Fe	1014.00 ug/l	0.73	1000.00	90 - 110	
	59 Co	50.51 ug/l	0.59	50.00	90 - 110	
	60 Ni	50.70 ug/l	1.36	50.00	90 - 110	
	63 Cu	49.70 ug/l	0.40	50.00	90 - 110	
	65 Cu	49.73 ug/l	0.19	50.00	90 - 110	
	66 Zn	49.96 ug/l	0.97	50.00	90 - 110	
	75 As	48.64 ug/l	0.06	50.00	90 - 110	
	78 Se	48.54 ug/l	0.17	50.00	90 - 110	
	78 Se	48.82 ug/l	0.30	50.00	90 - 110	
	88 Sr	49.77 ug/l	0.41	50.00	90 - 110	
	88 Sr	48.29 ug/l	0.56	50.00	90 - 110	
	95 Mo	51.00 ug/l	1.55	50.00	90 - 110	
	106 (Cd)	----- ug/l	-----	50.00	90 - 110	
	107 Ag	25.03 ug/l	0.97	25.00	90 - 110	
	108 (Cd)	----- ug/l	-----	50.00	90 - 110	
	111 Cd	49.94 ug/l	1.03	50.00	90 - 110	
	118 Sn	51.03 ug/l	1.26	50.00	90 - 110	
	121 Sb	50.47 ug/l	0.55	50.00	90 - 110	
	137 Ba	50.01 ug/l	0.80	50.00	90 - 110	
	205 Tl	48.64 ug/l	0.31	50.00	90 - 110	
	206 (Pb)	----- ug/l	-----	50.00	90 - 110	
	207 (Pb)	----- ug/l	-----	50.00	90 - 110	
	208 Pb	50.34 ug/l	1.15	50.00	90 - 110	

ISTD Elements	Element	CPB Mean	RSD(%)	Ref Value	Rec(%)	QC Range(%)	Flag
	6 Li	3132762.00	0.73	2775704.50	112.9	70 - 120	
	45 Sc	534639.31	0.21	500780.41	106.8	70 - 120	
	45 Sc	99077.84	0.49	95494.08	103.8	70 - 120	
	45 Sc	1513729.60	0.46	1460980.80	103.6	70 - 120	
	72 Ge	102211.11	0.47	96219.04	106.2	70 - 120	
	72 Ge	47244.57	0.27	43611.78	108.3	70 - 120	
	72 Ge	214737.88	0.60	213204.63	100.7	70 - 120	
	115 In	1389034.00	1.09	1381264.00	100.6	70 - 120	
	159 Tb	1908915.90	0.41	1843940.90	103.5	70 - 120	
	165 Ho	1921136.40	0.48	1844184.90	104.2	70 - 120	

ISTD Ref File : C:\ICPCHEM\1\DATA\11K11100.B\004CALB.D\004CALB.D#

1 :Element Failures 0 :Max. Number of Failures Allowed
 0 :ISTD Failures 0 :Max. Number of ISTD Failures Allowed

Data Results:
 Analytes: Fail
 ISTD: Pass

CCB QC Report

Data File: C:\ICPCHEM\1\DATA\11K11100.B\020_CCB.D\020_CCB.D#
 Date Acquired: Nov 11 2011 01:46 pm
 Operator: NBS
 Sample Name: CCB 111111
 Misc Info:
 Vial Number: 1102
 Current Method: C:\ICPCHEM\1\METHODS\62A1111A.M
 Calibration File: C:\ICPCHEM\1\CALIB\62A1111A.C
 Last Cal Update: Nov 11 2011 12:36 pm
 Sample Type: CCB
 Total Dil Factor: 1.00

QC Elements

Element	Conc.	RSD(%)	High Limit	Flag
7 (Li)	----- ug/l	-----	#VALUE!	
9 Be	0.00 ug/l	342.89	0.12	
11 B	-0.21 ug/l	27.87	15.00	
23 Na	-22.55 ug/l	2.00	77.10	
24 Mg	0.32 ug/l	24.61	7.50	
27 Al	0.31 ug/l	30.94	3.96	
39 K	-13.04 ug/l	28.54	19.20	
44 Ca	-2.47 ug/l	54.66	90.00	
47 Ti	0.02 ug/l	115.52	0.78	
51 V	1.17 ug/l	4.59	0.21	Fail
52 Cr	0.01 ug/l	119.76	0.12	
55 Mn	0.00 ug/l	605.19	0.18	
56 Fe	0.83 ug/l	6.77	40.80	
59 Co	-0.30 ug/l	0.59	0.09	
60 Ni	0.00 ug/l	211.25	0.48	
63 Cu	-0.31 ug/l	1.69	0.39	
65 Cu	-0.31 ug/l	4.87	0.39	
66 Zn	0.00 ug/l	866.90	6.90	
75 As	-0.07 ug/l	27.14	0.27	
78 Se	0.03 ug/l	41.10	0.30	
78 Se	0.07 ug/l	100.62	0.30	
88 Sr	0.00 ug/l	114.02	0.03	
88 Sr	0.00 ug/l	18.44	0.03	
95 Mo	0.09 ug/l	4.01	0.21	
106 (Cd)	----- ug/l	-----	#VALUE!	
107 Ag	0.01 ug/l	12.14	0.09	
108 (Cd)	----- ug/l	-----	#VALUE!	
111 Cd	0.00 ug/l	1077.10	0.06	
118 Sn	0.03 ug/l	30.18	0.30	
121 Sb	0.29 ug/l	4.29	0.03	Fail
137 Ba	0.01 ug/l	115.49	0.12	
205 Tl	0.01 ug/l	19.13	0.03	
206 (Pb)	----- ug/l	-----	#VALUE!	
207 (Pb)	----- ug/l	-----	#VALUE!	
208 Pb	-0.21 ug/l	1.63	0.33	

ISTD Elements

Element	CPS Mean	RSD(%)	Ref Value	Rec(%)	QC Range(%)	Flag
6 Li	3042523.00	0.11	2775704.50	109.6	70 - 120	
45 Sc	529492.56	0.66	500780.41	105.7	70 - 120	
45 Sc	97690.27	0.93	95494.08	102.3	70 - 120	
45 Sc	1482243.40	0.75	1460980.80	101.5	70 - 120	
72 Ge	101254.01	0.60	96219.04	105.2	70 - 120	
72 Ge	46065.66	0.31	43611.78	105.6	70 - 120	
72 Ge	210454.86	0.84	213204.63	98.7	70 - 120	
115 In	1353362.30	0.71	1381264.00	98.0	70 - 120	
159 Tb	1859786.10	0.52	1843940.90	100.9	70 - 120	
165 Ho	1863063.90	0.81	1844184.90	101.0	70 - 120	

ISTD Ref File : C:\ICPCHEM\1\DATA\11K11100.B\004CALB.D\004CALB.D#

2 :Element Failures 0 :Max. Number of Failures Allowed
 0 :ISTD Failures 0 :Max. Number of ISTD Failures Allowed

Data Results:

Analytes: Fail
 ISTD: Pass

CCV QC Report

Data File: C:\ICPCHEM\1\DATA\11K11100.B\032_CCV.D\032_CCV.D#
 Date Acquired: Nov 11 2011 03:05 pm
 Operator: NBS
 Sample Name: CCV 111111
 Misc Info:
 Vial Number: 1105
 Current Method: C:\ICPCHEM\1\METHODS\62A1111A.M
 Calibration File: C:\ICPCHEM\1\CALIB\62A1111A.C
 Last Cal Update: Nov 11 2011 12:36 pm
 Sample Type: CCV
 Total Dil Factor: 1.00

QC Elements	Element	Conc.	RSD(%)	Expected QC	Range(%)	Flag
	7 (Li)	----- ug/l	-----	50.00	90 - 110	
	9 Be	45.98 ug/l	0.90	50.00	90 - 110	
	11 B	43.38 ug/l	1.83	50.00	90 - 110	Fail
	23 Na	1250.00 ug/l	2.32	1250.00	90 - 110	
	24 Mg	2541.00 ug/l	1.13	2500.00	90 - 110	
	27 Al	992.10 ug/l	1.33	1000.00	90 - 110	
	39 K	905.50 ug/l	1.76	1000.00	90 - 110	
	44 Ca	2473.00 ug/l	1.61	2500.00	90 - 110	
	47 Ti	49.01 ug/l	0.71	50.00	90 - 110	
	51 V	50.64 ug/l	0.61	50.00	90 - 110	
	52 Cr	49.61 ug/l	0.94	50.00	90 - 110	
	55 Mn	54.01 ug/l	0.87	50.00	90 - 110	
	56 Fe	1013.00 ug/l	1.52	1000.00	90 - 110	
	59 Co	50.36 ug/l	0.94	50.00	90 - 110	
	60 Ni	51.02 ug/l	1.41	50.00	90 - 110	
	63 Cu	49.96 ug/l	0.98	50.00	90 - 110	
	65 Cu	49.87 ug/l	0.48	50.00	90 - 110	
	66 Zn	50.14 ug/l	1.34	50.00	90 - 110	
	75 As	48.56 ug/l	0.79	50.00	90 - 110	
	78 Se	47.94 ug/l	1.13	50.00	90 - 110	
	78 Se	48.27 ug/l	2.37	50.00	90 - 110	
	88 Sr	50.07 ug/l	0.24	50.00	90 - 110	
	88 Sr	46.85 ug/l	0.80	50.00	90 - 110	
	95 Mo	48.88 ug/l	0.75	50.00	90 - 110	
	106 (Cd)	----- ug/l	-----	50.00	90 - 110	
	107 Ag	24.26 ug/l	1.57	25.00	90 - 110	
	108 (Cd)	----- ug/l	-----	50.00	90 - 110	
	111 Cd	49.33 ug/l	0.71	50.00	90 - 110	
	118 Sn	50.24 ug/l	1.40	50.00	90 - 110	
	121 Sb	49.54 ug/l	1.18	50.00	90 - 110	
	137 Ba	49.63 ug/l	2.49	50.00	90 - 110	
	205 Tl	48.65 ug/l	0.58	50.00	90 - 110	
	206 (Pb)	----- ug/l	-----	50.00	90 - 110	
	207 (Pb)	----- ug/l	-----	50.00	90 - 110	
	208 Pb	49.96 ug/l	0.90	50.00	90 - 110	

ISTD Elements	Element	CPS Mean	RSD(%)	Ref Value	Rec(%)	QC Range(%)	Flag
	6 Li	3188763.30	1.52	2775704.50	114.9	70 - 120	
	45 Sc	530164.38	0.11	500780.41	105.9	70 - 120	
	45 Sc	96337.35	1.21	95494.08	100.9	70 - 120	
	45 Sc	1476239.00	1.18	1460980.80	101.0	70 - 120	
	72 Ge	102958.30	0.45	96219.04	107.0	70 - 120	
	72 Ge	45995.51	1.09	43611.78	105.5	70 - 120	
	72 Ge	211979.86	0.56	213204.63	99.4	70 - 120	
	115 In	1355180.90	1.54	1381264.00	98.1	70 - 120	
	159 Tb	1863114.30	0.80	1843940.90	101.0	70 - 120	
	165 Ho	1880561.90	0.45	1844184.90	102.0	70 - 120	

ISTD Ref File : C:\ICPCHEM\1\DATA\11K11100.B\004CALB.D\004CALB.D#

1 :Element Failures 0 :Max. Number of Failures Allowed
 0 :ISTD Failures 0 :Max. Number of ISTD Failures Allowed

Data Results:
 Analytes: Fail
 ISTD: Pass

CCB QC Report

Data File: C:\ICPCHEM\1\DATA\11K11100.B\034_CCB.D\034_CCB.D#
 Date Acquired: Nov 11 2011 03:17 pm
 Operator: NBS
 Sample Name: CCB 111111
 Misc Info:
 Vial Number: 1102
 Current Method: C:\ICPCHEM\1\METHODS\62A1111A.M
 Calibration File: C:\ICPCHEM\1\CALIB\62A1111A.C
 Last Cal Update: Nov 11 2011 12:36 pm
 Sample Type: CCB
 Total Dil Factor: 1.00

QC Elements	Conc.	RSD(%)	High Limit	Flag
7 (Li)	----- ug/l	-----	#VALUE!	
9 Be	0.00 ug/l	69.30	0.12	
11 B	-0.21 ug/l	1.18	15.00	
23 Na	-12.29 ug/l	7.14	77.10	
24 Mg	0.25 ug/l	17.30	7.50	
27 Al	0.17 ug/l	52.39	3.96	
39 K	-13.38 ug/l	34.73	19.20	
44 Ca	-0.64 ug/l	345.23	90.00	
47 Ti	0.01 ug/l	249.07	0.78	
51 V	1.42 ug/l	3.15	0.21	Fail
52 Cr	0.03 ug/l	9.62	0.12	
55 Mn	0.01 ug/l	149.75	0.18	
56 Fe	0.83 ug/l	6.84	40.80	
59 Co	-0.29 ug/l	0.85	0.09	
60 Ni	-0.01 ug/l	222.72	0.48	
63 Cu	-0.38 ug/l	4.80	0.39	
65 Cu	-0.41 ug/l	3.73	0.39	
66 Zn	0.00 ug/l	2628.40	6.90	
75 As	0.07 ug/l	32.28	0.27	
78 Se	0.02 ug/l	97.30	0.30	
78 Se	0.10 ug/l	82.67	0.30	
88 Sr	0.00 ug/l	540.84	0.03	
88 Sr	0.00 ug/l	24.02	0.03	
95 Mo	0.03 ug/l	20.10	0.21	
106 (Cd)	----- ug/l	-----	#VALUE!	
107 Ag	0.00 ug/l	72.34	0.09	
108 (Cd)	----- ug/l	-----	#VALUE!	
111 Cd	0.00 ug/l	426.65	0.06	
118 Sn	0.05 ug/l	13.48	0.30	
121 Sb	0.29 ug/l	11.14	0.03	Fail
137 Ba	0.02 ug/l	76.66	0.12	
205 Tl	0.01 ug/l	1.73	0.03	
206 (Pb)	----- ug/l	-----	#VALUE!	
207 (Pb)	----- ug/l	-----	#VALUE!	
208 Pb	-0.25 ug/l	1.69	0.33	

ISTD Elements	CPS Mean	RSD(%)	Ref Value	Rec(%)	QC Range(%)	Flag
6 Li	3085838.80	0.28	2775704.50	111.2	70 - 120	
45 Sc	543008.13	0.74	500780.41	108.4	70 - 120	
45 Sc	96730.10	0.69	95494.08	101.3	70 - 120	
45 Sc	1456388.00	1.14	1460980.80	99.7	70 - 120	
72 Ge	104225.84	0.21	96219.04	108.3	70 - 120	
72 Ge	45874.70	1.25	43611.78	105.2	70 - 120	
72 Ge	211968.23	0.39	213204.63	99.4	70 - 120	
115 In	1335750.50	0.67	1381264.00	96.7	70 - 120	
159 Tb	1825624.90	0.43	1843940.90	99.0	70 - 120	
165 Ho	1821355.50	0.60	1844184.90	98.8	70 - 120	

ISTD Ref File : C:\ICPCHEM\1\DATA\11K11100.B\004CALB.D\004CALB.D#

2 :Element Failures 0 :Max. Number of Failures Allowed
 0 :ISTD Failures 0 :Max. Number of ISTD Failures Allowed

Data Results:

Analytes: Fail
 ISTD: Pass

CCV QC Report

Data File: C:\ICPCHEM\1\DATA\11K11100.B\046_CCV.D\046_CCV.D#
 Date Acquired: Nov 11 2011 04:30 pm
 Operator: NBS
 Sample Name: CCV 111111
 Misc Info:
 Vial Number: 1105
 Current Method: C:\ICPCHEM\1\METHODS\62A1111A.M
 Calibration File: C:\ICPCHEM\1\CALIB\62A1111A.C
 Last Cal Update: Nov 11 2011 12:36 pm
 Sample Type: CCV
 Total Dil Factor: 1.00

QC Elements

Element	Conc.	RSD(%)	Expected QC	Range(%)	Flag
7 (Li)	ug/l		50.00	90 - 110	
9 Be	45.70 ug/l	1.26	50.00	90 - 110	
11 B	42.89 ug/l	1.19	50.00	90 - 110	Fail
23 Na	1254.00 ug/l	0.41	1250.00	90 - 110	
24 Mg	2547.00 ug/l	0.59	2500.00	90 - 110	
27 Al	995.00 ug/l	1.68	1000.00	90 - 110	
39 K	893.20 ug/l	1.01	1000.00	90 - 110	Fail
44 Ca	2454.00 ug/l	1.15	2500.00	90 - 110	
47 Ti	49.64 ug/l	0.77	50.00	90 - 110	
51 V	51.07 ug/l	0.56	50.00	90 - 110	
52 Cr	49.58 ug/l	1.32	50.00	90 - 110	
55 Mn	53.75 ug/l	1.23	50.00	90 - 110	
56 Fe	1008.00 ug/l	1.04	1000.00	90 - 110	
59 Co	50.27 ug/l	0.38	50.00	90 - 110	
60 Ni	50.83 ug/l	0.09	50.00	90 - 110	
63 Cu	49.08 ug/l	0.21	50.00	90 - 110	
65 Cu	49.49 ug/l	0.52	50.00	90 - 110	
66 Zn	49.79 ug/l	0.97	50.00	90 - 110	
75 As	48.81 ug/l	0.50	50.00	90 - 110	
78 Se	46.71 ug/l	1.36	50.00	90 - 110	
78 Se	47.88 ug/l	0.76	50.00	90 - 110	
88 Sr	50.09 ug/l	1.50	50.00	90 - 110	
88 Sr	46.19 ug/l	0.77	50.00	90 - 110	
95 Mo	48.00 ug/l	1.20	50.00	90 - 110	
106 (Cd)	ug/l		50.00	90 - 110	
107 Ag	24.50 ug/l	0.88	25.00	90 - 110	
108 (Cd)	ug/l		50.00	90 - 110	
111 Cd	49.59 ug/l	0.88	50.00	90 - 110	
118 Sn	50.70 ug/l	0.24	50.00	90 - 110	
121 Sb	50.92 ug/l	1.07	50.00	90 - 110	
137 Ba	50.15 ug/l	0.91	50.00	90 - 110	
205 Tl	48.73 ug/l	1.15	50.00	90 - 110	
206 (Pb)	ug/l		50.00	90 - 110	
207 (Pb)	ug/l		50.00	90 - 110	
208 Pb	50.41 ug/l	1.38	50.00	90 - 110	

ISTD Elements

Element	CPS Mean	RSD(%)	Ref Value	Rec(%)	QC Range(%)	Flag
6 Li	3087745.80	0.94	2775704.50	111.2	70 - 120	
45 Sc	518583.69	0.47	500780.41	103.6	70 - 120	
45 Sc	93007.50	0.55	95494.08	97.4	70 - 120	
45 Sc	1424009.10	1.38	1460980.80	97.5	70 - 120	
72 Ge	100723.93	0.27	96219.04	104.7	70 - 120	
72 Ge	44570.69	0.32	43611.78	102.2	70 - 120	
72 Ge	210088.66	0.52	213204.63	98.5	70 - 120	
115 In	1313527.60	0.88	1381264.00	95.1	70 - 120	
159 Tb	1801651.50	1.57	1843940.90	97.7	70 - 120	
165 Ho	1809552.10	1.53	1844184.90	98.1	70 - 120	

ISTD Ref File : C:\ICPCHEM\1\DATA\11K11100.B\004CALB.D\004CALB.D#

2 :Element Failures 0 :Max. Number of Failures Allowed
 0 :ISTD Failures 0 :Max. Number of ISTD Failures Allowed

Data Results:

Analytes: Fail
 ISTD: Pass

CCB QC Report

Data File: C:\ICPCHEM\1\DATA\11K11100.B\048_CCB.D\048_CCB.D#
 Date Acquired: Nov 11 2011 04:42 pm
 Operator: NBS
 Sample Name: CCB 111111
 Misc Info:
 Vial Number: 1102
 Current Method: C:\ICPCHEM\1\METHODS\62A1111A.M
 Calibration File: C:\ICPCHEM\1\CALIB\62A1111A.C
 Last Cal Update: Nov 11 2011 12:36 pm
 Sample Type: CCB
 Total Dil Factor: 1.00

QC Elements

Element	Conc.	RSD(%)	High Limit	Flag
7 (Li)	----- ug/l	-----	#VALUE!	
9 Be	0.00 ug/l	42.29	0.12	
11 B	-0.13 ug/l	71.11	15.00	
23 Na	-8.31 ug/l	8.06	77.10	
24 Mg	0.36 ug/l	29.70	7.50	
27 Al	0.19 ug/l	47.04	3.96	
39 K	-21.23 ug/l	17.60	19.20	
44 Ca	-3.80 ug/l	61.16	90.00	
47 Ti	0.11 ug/l	173.80	0.78	
51 V	2.15 ug/l	1.51	0.21	Fail
52 Cr	0.08 ug/l	5.21	0.12	
55 Mn	0.54 ug/l	4.21	0.18	Fail
56 Fe	1.18 ug/l	2.51	40.80	
59 Co	-0.29 ug/l	0.62	0.09	
60 Ni	-0.01 ug/l	26.89	0.48	
63 Cu	-0.51 ug/l	3.25	0.39	
65 Cu	-0.52 ug/l	1.59	0.39	
66 Zn	0.03 ug/l	92.54	6.90	
75 As	0.35 ug/l	13.98	0.27	Fail
78 Se	0.04 ug/l	38.02	0.30	
78 Se	0.10 ug/l	95.97	0.30	
88 Sr	0.00 ug/l	152.47	0.03	
88 Sr	0.01 ug/l	57.39	0.03	
95 Mo	0.04 ug/l	33.06	0.21	
106 (Cd)	----- ug/l	-----	#VALUE!	
107 Ag	0.00 ug/l	67.11	0.09	
108 (Cd)	----- ug/l	-----	#VALUE!	
111 Cd	0.00 ug/l	1389.00	0.06	
118 Sn	0.07 ug/l	25.68	0.30	
121 Sb	0.41 ug/l	2.24	0.03	Fail
137 Ba	0.01 ug/l	46.25	0.12	
205 Tl	0.01 ug/l	17.61	0.03	
206 (Pb)	----- ug/l	-----	#VALUE!	
207 (Pb)	----- ug/l	-----	#VALUE!	
208 Pb	-0.24 ug/l	0.75	0.33	

ISTD Elements

Element	CPS Mean	RSD(%)	Ref Value	Rec(%)	QC Range(%)	Flag
6 Li	3066933.50	0.82	2775704.50	110.5	70 - 120	
45 Sc	480667.06	6.48	500780.41	96.0	70 - 120	
45 Sc	92147.45	0.95	95494.08	96.5	70 - 120	
45 Sc	1424222.60	0.94	1460980.80	97.5	70 - 120	
72 Ge	96248.01	5.46	96219.04	100.0	70 - 120	
72 Ge	44554.26	0.07	43611.78	102.2	70 - 120	
72 Ge	211003.38	0.55	213204.63	99.0	70 - 120	
115 In	1322454.80	0.90	1381264.00	95.7	70 - 120	
159 Tb	1796985.40	1.28	1843940.90	97.5	70 - 120	
165 Ho	1818211.10	0.91	1844184.90	98.6	70 - 120	

ISTD Ref File : C:\ICPCHEM\1\DATA\11K11100.B\004CALB.D\004CALB.D#

4 :Element Failures 0 :Max. Number of Failures Allowed
 0 :ISTD Failures 0 :Max. Number of ISTD Failures Allowed

Data Results:

Analytes: Fail
 ISTD: Pass

CCV QC Report

Data File: C:\ICPCHEM\1\DATA\11K11100.B\060_CCV.D\060_CCV.D#
 Date Acquired: Nov 11 2011 06:04 pm
 Operator: NBS
 Sample Name: CCV 111111
 Misc Info:
 Vial Number: 1105
 Current Method: C:\ICPCHEM\1\METHODS\62A1111A.M
 Calibration File: C:\ICPCHEM\1\CALIB\62A1111A.C
 Last Cal Update: Nov 11 2011 12:36 pm
 Sample Type: CCV
 Total Dil Factor: 1.00

QC Elements

Element	Conc.	RSD(%)	Expected QC Range(%)	Flag
7 (Li)	----- ug/l	-----	50.00 90 - 110	
9 Be	43.59 ug/l	0.52	50.00 90 - 110	Fail
11 B	39.89 ug/l	0.37	50.00 90 - 110	Fail
23 Na	1206.00 ug/l	0.25	1250.00 90 - 110	
24 Mg	2492.00 ug/l	1.14	2500.00 90 - 110	
27 Al	988.60 ug/l	0.65	1000.00 90 - 110	
39 K	883.40 ug/l	0.62	1000.00 90 - 110	Fail
44 Ca	2445.00 ug/l	1.17	2500.00 90 - 110	
47 Ti	49.55 ug/l	0.70	50.00 90 - 110	
51 V	52.18 ug/l	0.86	50.00 90 - 110	
52 Cr	49.10 ug/l	0.91	50.00 90 - 110	
55 Mn	53.67 ug/l	0.37	50.00 90 - 110	
56 Fe	999.40 ug/l	0.75	1000.00 90 - 110	
59 Co	49.93 ug/l	0.37	50.00 90 - 110	
60 Ni	50.18 ug/l	0.47	50.00 90 - 110	
63 Cu	48.01 ug/l	1.08	50.00 90 - 110	
65 Cu	47.95 ug/l	1.23	50.00 90 - 110	
66 Zn	48.48 ug/l	0.85	50.00 90 - 110	
75 As	48.40 ug/l	0.84	50.00 90 - 110	
78 Se	44.75 ug/l	1.93	50.00 90 - 110	Fail
78 Se	46.76 ug/l	2.40	50.00 90 - 110	
88 Sr	49.65 ug/l	0.75	50.00 90 - 110	
88 Sr	43.83 ug/l	0.41	50.00 90 - 110	Fail
95 Mo	45.84 ug/l	0.72	50.00 90 - 110	
106 (Cd)	----- ug/l	-----	50.00 90 - 110	
107 Ag	24.47 ug/l	1.71	25.00 90 - 110	
108 (Cd)	----- ug/l	-----	50.00 90 - 110	
111 Cd	48.94 ug/l	2.42	50.00 90 - 110	
118 Sn	49.84 ug/l	1.46	50.00 90 - 110	
121 Sb	50.04 ug/l	0.62	50.00 90 - 110	
137 Ba	50.55 ug/l	2.58	50.00 90 - 110	
205 Tl	46.49 ug/l	1.08	50.00 90 - 110	
206 (Pb)	----- ug/l	-----	50.00 90 - 110	
207 (Pb)	----- ug/l	-----	50.00 90 - 110	
208 Pb	48.04 ug/l	0.60	50.00 90 - 110	

ISTD Elements

Element	CPS Mean	RSD(%)	Ref Value	Rec(%)	QC Range(%)	Flag
6 Li	3120885.30	0.68	2775704.50	112.4	70 - 120	
45 Sc	528291.50	1.60	500780.41	105.5	70 - 120	
45 Sc	94943.62	0.72	95494.08	99.4	70 - 120	
45 Sc	1497531.60	0.60	1460980.80	102.5	70 - 120	
72 Ge	107482.91	1.52	96219.04	111.7	70 - 120	
72 Ge	46381.07	0.48	43611.78	106.3	70 - 120	
72 Ge	233866.19	0.20	213204.63	109.7	70 - 120	
115 In	1403864.60	1.34	1381264.00	101.6	70 - 120	
159 Tb	1927869.00	0.42	1843940.90	104.6	70 - 120	
165 Ho	1902582.90	0.32	1844184.90	103.2	70 - 120	

ISTD Ref File : C:\ICPCHEM\1\DATA\11K11100.B\004CALB.D\004CALB.D#

5 :Element Failures 0 :Max. Number of Failures Allowed
 0 :ISTD Failures 0 :Max. Number of ISTD Failures Allowed

Data Results:

Analytes: Fail
 ISTD: Pass

CCB QC Report

Data File: C:\ICPCHEM\1\DATA\11K11100.B\062_CCB.D\062_CCB.D#
 Date Acquired: Nov 11 2011 06:16 pm
 Operator: NBS
 Sample Name: CCB 111111
 Misc Info:
 Vial Number: 1102
 Current Method: C:\ICPCHEM\1\METHODS\62A1111A.M
 Calibration File: C:\ICPCHEM\1\CALIB\62A1111A.C
 Last Cal Update: Nov 11 2011 12:36 pm
 Sample Type: CCB
 Total Dil Factor: 1.00

QC Elements

Element	Conc.	RSD(%)	High Limit	Flag
7 (Li)	----- ug/l	-----	#VALUE!	
9 Be	0.00 ug/l	45.82	0.12	
11 B	-0.52 ug/l	3.32	15.00	
23 Na	-14.13 ug/l	1.97	77.10	
24 Mg	0.40 ug/l	18.80	7.50	
27 Al	0.37 ug/l	36.41	3.96	
39 K	-25.01 ug/l	22.10	19.20	
44 Ca	-5.06 ug/l	39.41	90.00	
47 Ti	-0.01 ug/l	153.32	0.78	
51 V	3.23 ug/l	1.14	0.21	Fail
52 Cr	0.11 ug/l	18.29	0.12	
55 Mn	0.56 ug/l	2.13	0.18	Fail
56 Fe	0.91 ug/l	1.90	40.80	
59 Co	-0.29 ug/l	0.95	0.09	
60 Ni	-0.01 ug/l	26.61	0.48	
63 Cu	-0.57 ug/l	1.33	0.39	
65 Cu	-0.57 ug/l	1.17	0.39	
66 Zn	0.10 ug/l	36.98	6.90	
75 As	0.63 ug/l	2.54	0.27	Fail
78 Se	0.03 ug/l	36.72	0.30	
78 Se	0.20 ug/l	17.06	0.30	
88 Sr	0.01 ug/l	140.22	0.03	
88 Sr	0.00 ug/l	12.28	0.03	
95 Mo	0.01 ug/l	62.46	0.21	
106 (Cd)	----- ug/l	-----	#VALUE!	
107 Ag	0.00 ug/l	55.01	0.09	
108 (Cd)	----- ug/l	-----	#VALUE!	
111 Cd	0.01 ug/l	225.87	0.06	
118 Sn	0.05 ug/l	34.43	0.30	
121 Sb	0.19 ug/l	1.47	0.03	Fail
137 Ba	0.00 ug/l	114.50	0.12	
205 Tl	0.01 ug/l	8.77	0.03	
206 (Pb)	----- ug/l	-----	#VALUE!	
207 (Pb)	----- ug/l	-----	#VALUE!	
208 Pb	-0.25 ug/l	1.47	0.33	

ISTD Elements

Element	CPS Mean	RSD(%)	Ref Value	Rec(%)	QC Range(%)	Flag
6 Li	3025901.00	0.96	2775704.50	109.0	70 - 120	
45 Sc	540897.69	0.43	500780.41	108.0	70 - 120	
45 Sc	95060.94	0.12	95494.08	99.5	70 - 120	
45 Sc	1475771.40	0.55	1460980.80	101.0	70 - 120	
72 Ge	108235.30	0.84	96219.04	112.5	70 - 120	
72 Ge	46007.31	1.05	43611.78	105.5	70 - 120	
72 Ge	232509.75	0.78	213204.63	109.1	70 - 120	
115 In	1409864.80	1.11	1381264.00	102.1	70 - 120	
159 Tb	1904300.90	0.32	1843940.90	103.3	70 - 120	
165 Ho	1879356.80	0.14	1844184.90	101.9	70 - 120	

ISTD Ref File : C:\ICPCHEM\1\DATA\11K11100.B\004CALB.D\004CALB.D#

4 :Element Failures 0 :Max. Number of Failures Allowed
 0 :ISTD Failures 0 :Max. Number of ISTD Failures Allowed

Data Results:

Analytes: Fail
 ISTD: Pass

CCV QC Report

Data File: C:\ICPCHEM\1\DATA\11K11100.B\069_CCV.D\069_CCV.D#
 Date Acquired: Nov 11 2011 06:59 pm
 Operator: NBS
 Sample Name: CCV 111111
 Misc Info:
 Vial Number: 1105
 Current Method: C:\ICPCHEM\1\METHODS\62A1111A.M
 Calibration File: C:\ICPCHEM\1\CALIB\62A1111A.C
 Last Cal Update: Nov 11 2011 12:36 pm
 Sample Type: CCV
 Total Dil Factor: 1.00

QC Elements	Element	Conc.	RSD(%)	Expected QC	Range(%)	Flag
	7 (Li)	----- ug/l	-----	50.00	90 - 110	
	9 Be	41.96 ug/l	0.44	50.00	90 - 110	Fail
	11 B	37.94 ug/l	0.36	50.00	90 - 110	Fail
	23 Na	1187.00 ug/l	0.86	1250.00	90 - 110	
	24 Mg	2481.00 ug/l	0.35	2500.00	90 - 110	
	27 Al	988.40 ug/l	0.29	1000.00	90 - 110	
	39 K	891.50 ug/l	0.86	1000.00	90 - 110	Fail
	44 Ca	2444.00 ug/l	0.83	2500.00	90 - 110	
	47 Ti	49.28 ug/l	0.95	50.00	90 - 110	
	51 V	50.92 ug/l	0.36	50.00	90 - 110	
	52 Cr	48.86 ug/l	0.40	50.00	90 - 110	
	55 Mn	53.78 ug/l	0.05	50.00	90 - 110	
	56 Fe	1002.00 ug/l	0.30	1000.00	90 - 110	
	59 Co	49.75 ug/l	0.58	50.00	90 - 110	
	60 Ni	49.90 ug/l	1.02	50.00	90 - 110	
	63 Cu	48.36 ug/l	0.88	50.00	90 - 110	
	65 Cu	48.31 ug/l	1.10	50.00	90 - 110	
	66 Zn	48.91 ug/l	1.42	50.00	90 - 110	
	75 As	48.51 ug/l	1.21	50.00	90 - 110	
	78 Se	45.98 ug/l	4.00	50.00	90 - 110	
	78 Se	47.69 ug/l	2.39	50.00	90 - 110	
	88 Sr	50.02 ug/l	2.42	50.00	90 - 110	
	88 Sr	44.60 ug/l	0.54	50.00	90 - 110	Fail
	95 Mo	47.15 ug/l	0.87	50.00	90 - 110	
	106 (Cd)	----- ug/l	-----	50.00	90 - 110	
	107 Ag	24.76 ug/l	0.89	25.00	90 - 110	
	108 (Cd)	----- ug/l	-----	50.00	90 - 110	
	111 Cd	48.81 ug/l	0.53	50.00	90 - 110	
	118 Sn	49.90 ug/l	0.17	50.00	90 - 110	
	121 Sb	49.52 ug/l	0.67	50.00	90 - 110	
	137 Ba	50.56 ug/l	0.34	50.00	90 - 110	
	205 Tl	46.29 ug/l	1.03	50.00	90 - 110	
	206 (Pb)	----- ug/l	-----	50.00	90 - 110	
	207 (Pb)	----- ug/l	-----	50.00	90 - 110	
	208 Pb	47.78 ug/l	0.63	50.00	90 - 110	

ISTD Elements	Element	CPS Mean	RSD(%)	Ref Value	Rec(%)	QC Range(%)	Flag
	6 Li	2985567.00	0.53	2775704.50	107.6	70 - 120	
	45 Sc	487961.94	6.11	500780.41	97.4	70 - 120	
	45 Sc	95404.65	0.66	95494.08	99.9	70 - 120	
	45 Sc	1525855.80	1.18	1460980.80	104.4	70 - 120	
	72 Ge	103631.21	4.70	96219.04	107.7	70 - 120	
	72 Ge	46230.60	0.75	43611.78	106.0	70 - 120	
	72 Ge	239856.61	0.42	213204.63	112.5	70 - 120	
	115 In	1477339.60	0.26	1381264.00	107.0	70 - 120	
	159 Tb	1984393.10	0.51	1843940.90	107.6	70 - 120	
	165 Ho	1953717.00	1.26	1844184.90	105.9	70 - 120	

ISTD Ref File : C:\ICPCHEM\1\DATA\11K11100.B\004CALB.D\004CALB.D#

4 :Element Failures 0 :Max. Number of Failures Allowed
 0 :ISTD Failures 0 :Max. Number of ISTD Failures Allowed

Data Results:

Analytes: Fail
 ISTD: Pass

CCB QC Report

Data File: C:\ICPCHEM\1\DATA\11K11100.B\071_CCB.D\071_CCB.D#
 Date Acquired: Nov 11 2011 07:11 pm
 Operator: NBS
 Sample Name: CCB 111111
 Misc Info:
 Vial Number: 1102
 Current Method: C:\ICPCHEM\1\METHODS\62A1111A.M
 Calibration File: C:\ICPCHEM\1\CALIB\62A1111A.C
 Last Cal Update: Nov 11 2011 12:36 pm
 Sample Type: CCB
 Total Dil Factor: 1.00

QC Elements

Element	Conc.	RSD(%)	High Limit	Flag
7 (Li)	----- ug/l	-----	#VALUE!	
9 Be	0.00 ug/l	354.93	0.12	
11 B	-0.50 ug/l	1.33	15.00	
23 Na	-18.60 ug/l	3.31	77.10	
24 Mg	0.77 ug/l	11.28	7.50	
27 Al	0.41 ug/l	61.51	3.96	
39 K	-15.97 ug/l	35.55	19.20	
44 Ca	-5.51 ug/l	24.66	90.00	
47 Ti	0.00 ug/l	618.86	0.78	
51 V	2.07 ug/l	1.59	0.21	Fail
52 Cr	0.05 ug/l	16.40	0.12	
55 Mn	0.54 ug/l	4.09	0.18	Fail
56 Fe	1.11 ug/l	3.58	40.80	
59 Co	-0.29 ug/l	0.81	0.09	
60 Ni	-0.02 ug/l	55.04	0.48	
63 Cu	-0.58 ug/l	1.68	0.39	
65 Cu	-0.59 ug/l	2.73	0.39	
66 Zn	0.01 ug/l	110.45	6.90	
75 As	0.23 ug/l	18.98	0.27	
78 Se	0.03 ug/l	26.03	0.30	
78 Se	0.12 ug/l	27.96	0.30	
88 Sr	0.01 ug/l	37.54	0.03	
88 Sr	0.01 ug/l	19.07	0.03	
95 Mo	0.01 ug/l	60.81	0.21	
106 (Cd)	----- ug/l	-----	#VALUE!	
107 Ag	0.01 ug/l	23.72	0.09	
108 (Cd)	----- ug/l	-----	#VALUE!	
111 Cd	0.01 ug/l	86.89	0.06	
118 Sn	0.06 ug/l	11.23	0.30	
121 Sb	0.20 ug/l	2.41	0.03	Fail
137 Ba	0.01 ug/l	270.48	0.12	
205 Tl	0.01 ug/l	7.49	0.03	
206 (Pb)	----- ug/l	-----	#VALUE!	
207 (Pb)	----- ug/l	-----	#VALUE!	
208 Pb	-0.26 ug/l	0.79	0.33	

ISTD Elements

Element	CPS	Mean	RSD(%)	Ref Value	Rec (%)	QC Range(%)	Flag
6 Li	2980384.00	0.41	2775704.50	107.4	70 - 120		
45 Sc	499034.78	5.31	500780.41	99.7	70 - 120		
45 Sc	96901.73	0.42	95494.08	101.5	70 - 120		
45 Sc	1527813.50	0.50	1460980.80	104.6	70 - 120		
72 Ge	103880.64	4.84	96219.04	108.0	70 - 120		
72 Ge	46726.97	0.51	43611.78	107.1	70 - 120		
72 Ge	244428.58	0.30	213204.63	114.6	70 - 120		
115 In	1468846.40	0.59	1381264.00	106.3	70 - 120		
159 Yb	1966759.90	0.53	1843940.90	106.7	70 - 120		
165 Ho	1940966.80	0.35	1844184.90	105.2	70 - 120		

ISTD Ref File : C:\ICPCHEM\1\DATA\11K11100.B\004CALB.D\004CALB.D#

3 :Element Failures 0 :Max. Number of Failures Allowed
 0 :ISTD Failures 0 :Max. Number of ISTD Failures Allowed

Data Results:

Analytes: Fail
 ISTD: Pass

METALS
Raw Data

METALS BLANK

APPL Inc.
908 North Temperance Avenue
Clovis, CA 93611

Method	Analyte	Result	LOQ	LOD	DL	Units	Prep Date	Analysis Date	QC Group
6020	LEAD (PB) (DISSOL	0.19 J	0.5	0.22	0.11	ug/L	11/10/11	11/11/11	#602D-111110A-AY49334

J = Estimated value.

Sample QC Report

Data File: C:\ICPCHEM\1\DATA\11K1100.B\024SMPL.D\024SMPL.D#
 Date Acquired: Nov 11 2011 02:16 pm
 Operator: NBS
 Sample Name: 111110A-3015-BLK
 Misc Info: 111110A-3015
 Vial Number: 3101
 Current Method: C:\ICPCHEM\1\METHODS\62A1111A.M
 Calibration File: C:\ICPCHEM\1\CALIB\62A1111A.C
 Last Cal Update: Nov 11 2011 12:36 pm
 Sample Type: Sample
 Prep Dil Factor: 1.11
 Total Dil Factor: 1.11

QC Elements

Element	Conc.	Corr. Conc.	RSD(%)	High Limit	Flag
7 (Li)	----- ug/l	#VALUE!	-----	0	
9 Be	-0.01 ug/l	-0.01	2.73	1000	
11 B	0.02 ug/l	0.02	15.56	1000	
23 Na	35.01 ug/l	38.90	12.71	25000	
24 Mg	5.25 ug/l	5.83	2.15	50000	
27 Al	6.63 ug/l	7.37	3.21	20000	
39 K	-19.19 ug/l	-21.32	24.75	20000	
44 Ca	187.10 ug/l	207.87	2.16	50000	
47 Ti	0.09 ug/l	0.10	43.80	1000	
51 V	-0.78 ug/l	-0.86	1.87	1000	
52 Cr	-0.04 ug/l	-0.04	28.95	1000	
55 Mn	0.23 ug/l	0.26	6.88	1000	
56 Fe	2.70 ug/l	3.00	5.14	20000	
59 Co	-0.27 ug/l	-0.30	0.86	1000	
60 Ni	0.12 ug/l	0.14	23.87	1000	
63 Cu	-0.44 ug/l	-0.49	2.50	1000	
65 Cu	-0.44 ug/l	-0.49	2.58	1000	
66 Zn	7.48 ug/l	8.31	3.75	1000	
75 As	-0.53 ug/l	-0.59	2.55	1000	
78 Se	-0.01 ug/l	-0.01	26.71	1000	
78 Se	-0.01 ug/l	-0.02	520.99	1000	
88 Sr	0.14 ug/l	0.16	12.74	1000	
88 Sr	0.14 ug/l	0.16	3.88	1000	
95 Mo	0.02 ug/l	0.02	6.80	1000	
106 (Cd)	----- ug/l	#VALUE!	-----	#####	
107 Ag	0.00 ug/l	0.00	212.49	500	
108 (Cd)	----- ug/l	#VALUE!	-----	#####	
111 Cd	0.02 ug/l	0.02	26.66	1000	
118 Sn	0.12 ug/l	0.13	6.01	1000	
121 Sb	0.07 ug/l	0.08	7.73	1000	
137 Ba	0.04 ug/l	0.04	9.41	1000	
205 Tl	0.01 ug/l	0.01	22.33	1000	
206 (Pb)	----- ug/l	#VALUE!	-----	#####	
207 (Pb)	----- ug/l	#VALUE!	-----	#####	
208 Pb	0.17 ug/l	0.19	1.81	1000	

ISTD Elements

Element	CPS	Mean	RSD(%)	Ref Value	Rec(%)	QC Range(%)	Flag
6 Li	3205542.30	0.83	2775704.50	115.5	70 - 120		
45 Sc	579022.81	0.89	500780.41	115.6	70 - 120		
45 Sc	106222.45	0.45	95494.08	111.2	70 - 120		
45 Sc	1635333.40	0.66	1460980.80	111.9	70 - 120		
72 Ge	108091.34	0.67	96219.04	112.3	70 - 120		
72 Ge	49642.59	1.23	43611.78	113.8	70 - 120		
72 Ge	228973.69	0.34	213204.63	107.4	70 - 120		
115 In	1505106.90	0.63	1381264.00	109.0	70 - 120		
159 Tb	2069441.80	1.02	1843940.90	112.2	70 - 120		
165 Ho	2056674.30	0.60	1844184.90	111.5	70 - 120		

ISTD Ref File : C:\ICPCHEM\1\DATA\11K1100.B\004CALB.D\004CALB.D#

0 :Element Failures 0 :Max. Number of Failures Allowed
 0 :ISTD Failures 0 :Max. Number of ISTD Failures Allowed

Data Results:

Analytes: Pass
 ISTD: Pass

Laboratory Control Spike Recovery
METALS

APPL Inc.
908 North Temperance Avenue
Clovis, CA 93611

Method	Compound Name	Spike Level ug/L	SPK Result ug/L	SPK % Recovery	Recovery Limits	Extract Date	Analysis Date	QC Group
6020	LEAD (PB) (DISSOLVED)	50.0	50.0	100	80-120	11/10/2011	1/11/2011	#602D-111110A-AY49334

Comments: _____

Sample QC Report

Data File: C:\ICPCHEM\1\DATA\11K11100.B\025SMPL.D\025SMPL.D#
 Date Acquired: Nov 11 2011 02:22 pm
 Operator: NBS
 Sample Name: 111110A-3015-LCS
 Misc Info: 111110A-3015
 Vial Number: 3102
 Current Method: C:\ICPCHEM\1\METHODS\62A1111A.M
 Calibration File: C:\ICPCHEM\1\CALIB\62A1111A.C
 Last Cal Update: Nov 11 2011 12:36 pm
 Sample Type: Sample
 Prep Dil Factor: 1.11
 Total Dil Factor: 1.11

QC Elements

Element	Conc.	Corr. Conc.	RSD(%)	High Limit	Flag
7 {Li}	----- ug/l	#VALUE!	-----	0	
9 Be	7.09 ug/l	7.88	0.95	1000	
11 B	34.46 ug/l	38.29	0.83	1000	
23 Na	4313.00 ug/l	4791.74	0.33	25000	
24 Mg	4287.00 ug/l	4762.86	0.50	50000	
27 Al	378.80 ug/l	420.85	1.07	20000	
39 K	819.80 ug/l	910.80	1.14	20000	
44 Ca	4772.00 ug/l	5301.69	0.81	50000	
47 Ti	43.16 ug/l	47.95	0.73	1000	
51 V	44.89 ug/l	49.87	0.68	1000	
52 Cr	46.85 ug/l	52.05	0.52	1000	
55 Mn	48.25 ug/l	53.61	0.34	1000	
56 Fe	188.60 ug/l	209.53	0.62	20000	
59 Co	45.14 ug/l	50.15	0.81	1000	
60 Ni	45.24 ug/l	50.26	0.75	1000	
63 Cu	42.57 ug/l	47.30	0.51	1000	
65 Cu	42.70 ug/l	47.44	0.10	1000	
66 Zn	94.53 ug/l	105.02	0.68	1000	
75 As	39.81 ug/l	44.23	0.66	1000	
78 Se	36.57 ug/l	40.63	2.90	1000	
78 Se	37.79 ug/l	41.98	1.41	1000	
88 Sr	47.19 ug/l	52.43	0.39	1000	
88 Sr	45.26 ug/l	50.28	0.18	1000	
95 Mo	45.43 ug/l	50.47	0.63	1000	
106 (Cd)	----- ug/l	#VALUE!	-----	#####	
107 Ag	16.57 ug/l	18.41	1.13	500	
108 (Cd)	----- ug/l	#VALUE!	-----	#####	
111 Cd	8.34 ug/l	9.26	2.50	1000	
118 Sn	48.01 ug/l	53.34	0.41	1000	
121 Sb	42.84 ug/l	47.60	0.50	1000	
137 Ba	44.60 ug/l	49.55	0.91	1000	
205 Tl	43.45 ug/l	48.27	0.08	1000	
206 (Pb)	----- ug/l	#VALUE!	-----	#####	
207 (Pb)	----- ug/l	#VALUE!	-----	#####	
208 Pb	45.08 ug/l	50.08	0.48	1000	

ISTD Elements

Element	CPS	Mean	RSD(%)	Ref Value	Rec(%)	QC Range(%)	Flag
6 Li	3106113.00	0.94	2775704.50	111.9	70 - 120		
45 Sc	583837.94	0.76	500780.41	116.6	70 - 120		
45 Sc	104815.63	0.97	95494.08	109.8	70 - 120		
45 Sc	1623628.90	0.72	1460980.80	111.1	70 - 120		
72 Ge	109519.99	0.75	96219.04	113.8	70 - 120		
72 Ge	48705.67	0.97	43611.78	111.7	70 - 120		
72 Ge	226177.02	0.48	213204.63	106.1	70 - 120		
115 In	1499201.30	0.50	1381264.00	108.5	70 - 120		
159 Tb	2052386.10	0.41	1843940.90	111.3	70 - 120		
165 Ho	2061841.80	0.62	1844184.90	111.8	70 - 120		

ISTD Ref File : C:\ICPCHEM\1\DATA\11K11100.B\004CALB.D\004CALB.D#

0 :Element Failures 0 :Max. Number of Failures Allowed
 0 :ISTD Failures 0 :Max. Number of ISTD Failures Allowed

Data Results:

Analytes: Pass
 ISTD: Pass

Matrix Spike Recoveries

METALS

APPL ID: 111110W-49559 MS - 161255

APPL Inc.

Sample ID: AY49559

908 North Temperance Avenue

Client ID: ES053

Clovis, CA 93611

Method	Compound Name	Spike Lvl ug/L	Matrix Res ug/L	SPK Res ug/L	DUP Res ug/L	SPK % Recovery	DUP % Recovery	RPD	RPD Max	RPD Limits	Extract Date-Spk	Analysis Date-Spk	Extract Date-Dup	Analysis Date-Dup	QC Group	QC Sample
6020	LEAD (PB) (DISSOLVE	50.0	0.90	49.9	52.7	98.0	104	5.5	20	80-120	1/10/2011	1/11/2011	1/10/2011	1/11/2011	161255	AY49559

Comments:

Sample QC Report

Data File: C:\ICPCHEM\1\DATA\11K11100.B\056SMPL.D\056SMPL.D#
 Date Acquired: Nov 11 2011 05:33 pm
 Operator: NBS
 Sample Name: AY49559W31 MS
 Misc Info: 11110A-3015
 Vial Number: 3212
 Current Method: C:\ICPCHEM\1\METHODS\62A1111A.M
 Calibration File: C:\ICPCHEM\1\CALIB\62A1111A.C
 Last Cal Update: Nov 11 2011 12:36 pm
 Sample Type: Sample
 Prep Dil Factor: 1.11
 Total Dil Factor: 1.11

QC Elements

Element	Conc.	Corr. Conc.	RSD(%)	High Limit	Flag
7 (Li)	----- ug/l	#VALUE!	-----	0	
9 Be	6.32 ug/l	7.02	1.69	1000	
11 B	55.29 ug/l	61.43	1.21	1000	
23 Na	46600.00 ug/l	51772.60	1.77	25000	>Cal
24 Mg	16190.00 ug/l	17987.09	1.53	50000	
27 Al	373.50 ug/l	414.96	1.52	20000	
39 K	1496.00 ug/l	1662.06	0.84	20000	
44 Ca	16230.00 ug/l	18031.53	1.61	50000	
47 Ti	45.02 ug/l	50.02	2.46	1000	
51 V	46.74 ug/l	51.93	1.05	1000	
52 Cr	47.77 ug/l	53.07	1.17	1000	
55 Mn	448.90 ug/l	498.73	0.95	1000	
56 Fe	982.00 ug/l	1091.00	1.24	20000	
59 Co	45.50 ug/l	50.55	0.19	1000	
60 Ni	47.28 ug/l	52.53	1.11	1000	
63 Cu	45.74 ug/l	50.82	1.36	1000	
65 Cu	46.29 ug/l	51.43	1.84	1000	
66 Zn	92.20 ug/l	102.43	2.04	1000	
75 As	42.74 ug/l	47.48	2.15	1000	
78 Se	38.33 ug/l	42.58	0.80	1000	
78 Se	39.90 ug/l	44.33	3.51	1000	
88 Sr	167.60 ug/l	186.20	1.87	1000	
88 Sr	169.70 ug/l	188.54	1.06	1000	
95 Mo	48.50 ug/l	53.88	1.63	1000	
106 (Cd)	----- ug/l	#VALUE!	-----	#####	
107 Ag	17.57 ug/l	19.52	1.15	500	
108 (Cd)	----- ug/l	#VALUE!	-----	#####	
111 Cd	8.84 ug/l	9.82	2.00	1000	
118 Sn	50.85 ug/l	56.49	1.20	1000	
121 Sb	46.24 ug/l	51.37	1.00	1000	
137 Ba	49.99 ug/l	55.54	1.36	1000	
205 Tl	43.50 ug/l	48.33	1.00	1000	
206 (Pb)	----- ug/l	#VALUE!	-----	#####	
207 (Pb)	----- ug/l	#VALUE!	-----	#####	
208 Pb	44.95 ug/l	49.94	1.24	1000	

ISTD Elements

Element	CPS	Mean	RSD(%)	Ref Value	Rec(%)	QC Range(%)	Flag
6 Li	2860680.80	0.76	2775704.50	103.1	70 - 120		
45 Sc	584202.25	0.65	500780.41	116.7	70 - 120		
45 Sc	100655.01	1.06	95494.08	105.4	70 - 120		
45 Sc	1828665.60	1.49	1460980.80	125.2	70 - 120	IS Fai	
72 Ge	103231.57	0.21	96219.04	107.3	70 - 120		
72 Ge	46788.34	1.83	43611.78	107.3	70 - 120		
72 Ge	229363.14	0.91	213204.63	107.6	70 - 120		
115 In	1488948.00	1.36	1381264.00	107.8	70 - 120		
159 Tb	2041769.30	0.85	1843940.90	110.7	70 - 120		
165 Ho	2042048.40	0.91	1844184.90	110.7	70 - 120		

ISTD Ref File : C:\ICPCHEM\1\DATA\11K11100.B\004CALB.D\004CALB.D#

1 :Element Failures 0 :Max. Number of Failures Allowed
 1 :ISTD Failures 0 :Max. Number of ISTD Failures Allowed

Data Results:

Analytes: Fail
 ISTD: Fail

Sample QC Report

Data File: C:\ICPCHEM\1\DATA\11K11100.B\058SMPL.D\058SMPL.D#
 Date Acquired: Nov 11 2011 05:52 pm
 Operator: NBS
 Sample Name: AY49559W31 MSD
 Misc Info: 111110A-3015
 Vial Number: 3301
 Current Method: C:\ICPCHEM\1\METHODS\62A1111A.M
 Calibration File: C:\ICPCHEM\1\CALIB\62A1111A.C
 Last Cal Update: Nov 11 2011 12:36 pm
 Sample Type: Sample
 Prep Dil Factor: 1.11
 Total Dil Factor: 1.11

QC Elements

Element	Conc.	Corr. Conc.	RSD(%)	High Limit	Flag
7 (Li)	----- ug/l	#VALUE!	-----	0	
9 Be	6.71 ug/l	7.45	1.14	1000	
11 B	56.66 ug/l	62.95	1.20	1000	
23 Na	46100.00 ug/l	51217.10	0.62	25000	>Cal
24 Mg	16330.00 ug/l	18142.63	1.01	50000	
27 Al	401.20 ug/l	445.73	0.43	20000	
39 K	1544.00 ug/l	1715.38	0.74	20000	
44 Ca	16310.00 ug/l	18120.41	1.46	50000	
47 Ti	43.37 ug/l	48.18	1.33	1000	
51 V	50.21 ug/l	55.78	0.99	1000	
52 Cr	51.12 ug/l	56.79	0.17	1000	
55 Mn	452.80 ug/l	503.06	0.46	1000	
56 Fe	974.30 ug/l	1082.45	0.99	20000	
59 Co	49.05 ug/l	54.49	0.89	1000	
60 Ni	49.90 ug/l	55.44	0.62	1000	
63 Cu	49.29 ug/l	54.76	0.49	1000	
65 Cu	49.45 ug/l	54.94	0.79	1000	
66 Zn	95.21 ug/l	105.78	0.81	1000	
75 As	46.20 ug/l	51.33	0.02	1000	
78 Se	40.77 ug/l	45.30	2.76	1000	
78 Se	43.02 ug/l	47.80	1.47	1000	
88 Sr	171.30 ug/l	190.31	0.58	1000	
88 Sr	172.90 ug/l	192.09	1.19	1000	
95 Mo	47.16 ug/l	52.39	0.44	1000	
106 (Cd)	----- ug/l	#VALUE!	-----	#####	
107 Ag	16.98 ug/l	18.86	0.55	500	
108 (Cd)	----- ug/l	#VALUE!	-----	#####	
111 Cd	9.35 ug/l	10.39	2.41	1000	
118 Sn	48.75 ug/l	54.16	1.28	1000	
121 Sb	44.39 ug/l	49.32	1.19	1000	
137 Ba	53.16 ug/l	59.06	0.99	1000	
205 Tl	46.37 ug/l	51.52	0.23	1000	
206 (Pb)	----- ug/l	#VALUE!	-----	#####	
207 (Pb)	----- ug/l	#VALUE!	-----	#####	
208 Pb	47.47 ug/l	52.74	0.51	1000	

ISTD Elements

Element	CPS	Mean	RSD(%)	Ref Value	Rec(%)	QC Range(%)	Flag
6 Li	2870544.50	0.73	2775704.50	103.4	70 - 120		
45 Sc	598993.31	0.51	500780.41	119.6	70 - 120		
45 Sc	100731.34	1.65	95494.08	105.5	70 - 120		
45 Sc	1831757.00	0.75	1460980.80	125.4	70 - 120	IS Fai	
72 Ge	105211.02	1.00	96219.04	109.3	70 - 120		
72 Ge	46522.67	1.62	43611.78	106.7	70 - 120		
72 Ge	230112.05	0.14	213204.63	107.9	70 - 120		
115 In	1513356.60	1.05	1381264.00	109.6	70 - 120		
159 Tb	2074732.00	0.23	1843940.90	112.5	70 - 120		
165 Ho	2038655.60	0.98	1844184.90	110.5	70 - 120		

ISTD Ref File : C:\ICPCHEM\1\DATA\11K11100.B\004CALB.D\004CALB.D#

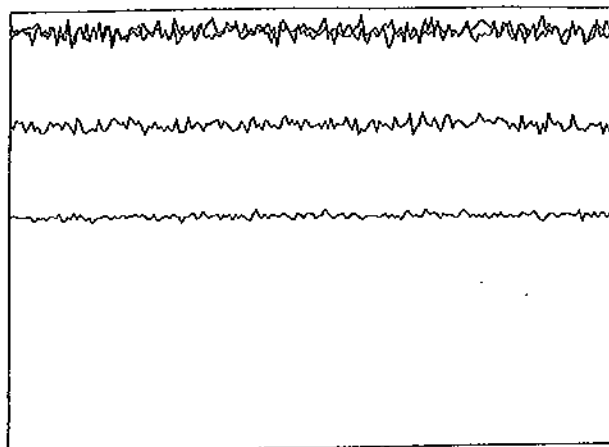
1 :Element Failures 0 :Max. Number of Failures Allowed
 1 :ISTD Failures 0 :Max. Number of ISTD Failures Allowed

Data Results:

Analytes: Fail
 ISTD: Fail

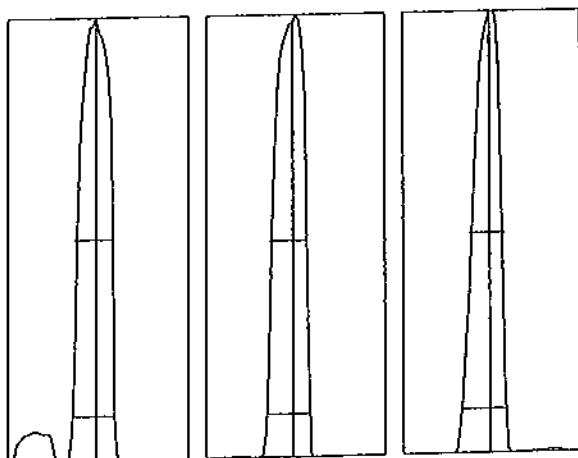
Tune Report

Tune File : nogas.u
 Comment : 111111



Integration Time: 0.1000 sec
 Sampling Period: 0.6200 sec
 n: 200
 Oxide: 156/140 1.410%
 Doubly Charged: 70/140 1.051%

m/z	Range	Count	Mean	RSD%	Background
7	50,000	26283.0	26440.3	1.09	0.40
89	20,000	19274.0	18861.9	1.39	2.20
205	20,000	14914.0	14722.1	1.50	5.80
156/140	2	1.520%	1.398%	6.48	
70/140	2	1.065%	1.038%	8.17	
140	20,000	18882.0	19064.3	1.33	4.10



m/z	7	89	205
Height:	26,611	18,699	14,936
Axis:	7.00	89.00	205.00
W-50%:	0.65	0.65	0.60
W-10%:	0.700	0.7500	0.800

Integration Time: 0.1000 sec
 Acquisition Time: 22.7600 sec

Y axis : Linear

Tune Report

Tune File : nogas.u
Comment : 111111

Tuning Parameters

```
===Plasma Condition===
  RF Power : 1600 W
  RF Matching : 1.66 V
  Smpl Depth : 9.6 mm
  Torch-H : -0.1 mm
  Torch-V : 0.1 mm
  Carrier Gas : 1.02 L/min
  Makeup Gas : 0.1 L/min
  Optional Gas : --- %
  Nebulizer Pump : 0.1 rps
  Sample Pump : --- rps
  S/C Temp : 2 degC

===Ion Lenses===
  Extract 1 : 0 V
  Extract 2 : -130 V
  Omega Bias-ce : -22 V
  Omega Lens-ce : -1.2 V
  Cell Entrance : -30 V
  QP Focus : 5 V
  Cell Exit : -30 V

===Q-Pole Parameters===
  ANU Gain : 128
  AMU Offset : 127
  Axis Gain : 1
  Axis Offset : -0.02
  QP Bias : -3 V

===Detector Parameters===
  Discriminator : 8 mV
  Analog HV : 1660 V
  Pulse HV : 1460 V

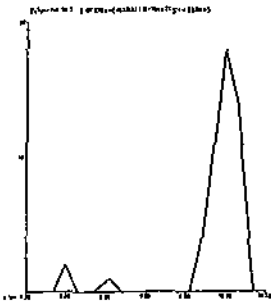
===Octopole Parameters===
  OctP RF : 180 V
  OctP Bias : -6 V

===Reaction Cell===
  Reaction Mode : OFF
  H2 Gas : 0 mL/min
  He Gas : 0 mL/min
  Optional Gas : --- %
```

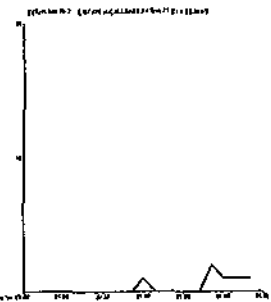

200.8 QC Tune Report

Data File: C:\ICPCHEM\1\DATA\11K11100.B\001TUNE.D
 Date Acquired: Nov 11 2011 11:48 am
 Acq. Method: TN200_8.M
 Operator: NBS
 Sample Name: 100ppb Tune sol
 Misc Info:
 Vial Number: 1303
 Current Method: C:\ICPCHEM\1\METHODS\TN200_8.M

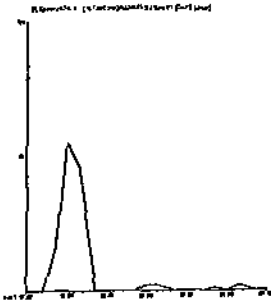
Element	CPS Mean	Rep1	Rep2	Rep3	Rep4	Rep5	%RSD	Required	Flag
9 Be	65891175	64840372	65630536	65890148	66486284	66608536	1.01	5.00	
24 Mg	120432836	#####	#####	#####	#####	#####	1.16	5.00	
59 Co	111175066	#####	#####	#####	#####	#####	0.73	5.00	
115 In	122240964	#####	#####	#####	#####	#####	0.81	5.00	
208 Pb	63959189	64419004	64182972	63372424	64206080	63615464	1.13	5.00	



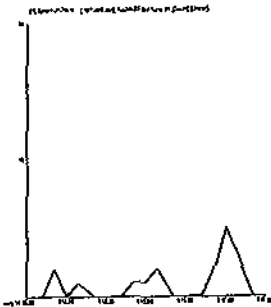
9 Be
 Mass Calib.
 Actual: 9.00
 Required: 8.90 - 9.10
 Flag:
 Peak Width
 Actual: 0.60
 Required: 0.90
 Flag:



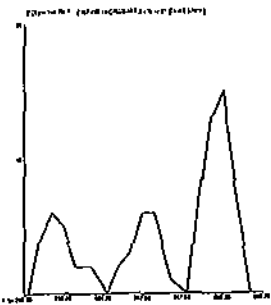
24 Mg
 Mass Calib.
 Actual: 23.95
 Required: 23.90 - 24.10
 Flag:
 Peak Width
 Actual: 0.65
 Required: 0.80
 Flag:



59 Co
Mass Calib.
Actual: 59.00
Required: 58.90 - 59.10
Flag:
Peak Width
Actual: 0.60
Required: 0.90
Flag:



115 In
Mass Calib.
Actual: 115.05
Required: 114.90 - 115.10
Flag:
Peak Width
Actual: 0.65
Required: 0.90
Flag:



208 Pb
Mass Calib.
Actual: 208.00
Required: 207.90 - 208.10
Flag:
Peak Width
Actual: 0.65
Required: 0.80
Flag:

Tune Result: Pass

Metals Standards Log Book # 34 Page #001

NBS 11/11/11
6020/6020A
(A)

NBS 11/11/11

ICP-MS STANDARDS 6020/6020A/3615/5051A Today's Date: 11/11/2011 Expires: 11/18/2011 Prep Date 1% HNO3/1.0% HCL 20 mL HNO3 / 2000 mL DI Water Lot # K19023 20mL HCL / 2000mL DI Water Lot #4110110 Expires: 11/18/2011				Standard 2 11/18/2011 Amount STD 500 uL Standard 4 11/11/2011 Prepared in 50 mL of 1% HNO3/1.0% HCL 11/11/2011			
Standard 4 Amount STD Manufacturer Lot # 50 uL CCV-A Env. Express 1038407-28139 50 uL CCV-B Env. Express 1038410-28140 50 uL CCV-C Env. Express 1100309-28141				Standard 1 11/18/2011 Amount STD 50 uL Standard 4 11/11/2011 Prepared in 50 mL of 1% HNO3/1.0% HCL 11/11/2011			
Prepared in 100 mL of 1% HNO3/1.0% HCL 11/11/2011				ICP-MS ICV 11/18/2011 Amount STD 50 uL QCS ICV A CPI 11C174-28548 50 uL QCS ICV B CPI 11C174-28549 Prepared in 50 mL of 1% HNO3/1.0% HCL 11/11/2011			
Standard 3 11/18/2011 Amount STD Manufacturer Lot # 25 uL CCV-A Env. Express 1038407-28139 25 uL CCV-B Env. Express 1038410-28140 25 uL CCV-C Env. Express 1100309-28141 Prepared in 100 mL of 1% HNO3/1.0% HCL 11/11/2011				ICSA Prep: 11/18/2011 1 mL ICSA CPI 11C085-28529 Prepared in 5 mL of 1% HNO3/1.0% HCL 11/11/2011			
				ICGSAB Prep: 11/18/2011 1mL ICSA CPI 11C085-28529 0.025mL INT O2SI 1023805-28210 Prepared in 6 mL of 1% HNO3/1.0% HCL 11/11/2011			
				ICP-LDR 11/18/2011 Amount STD 50 uL CCV-A Env. Express 1038407-28139 50 uL CCV-B Env. Express 1038410-28140 50 uL CCV-C Env. Express 1100309-28141 Prepared in 10 mL of 1% HNO3/1.0% HCL 11/11/2011			

SDM 11/11/11
200.7
Exp (A)

2% HNO3 / 2% HCl BLK					200.7 ICV				
AMOUNT	REAGENT	MANUFACTURER	LOT	OPEN DATE	AMOUNT	STD	MANUFACTURER	LOT	EXP DATE
40 mL	HCL	BDH	4110110	10/14/2011	0.5mL	QCS ICV A	CPI	11C174-28548	9/17/2012
40 mL	HNO3	JT BAKER	K19023	10/14/2011	0.5mL	QCS ICV B	CPI	11C174-28549	9/17/2012
Prepared in 2000 ml DI Water					Prepared in 50ml 2% HNO3/2% HCl				
STD 1 / LDL 200.7					200.7 ICSA				
					0.5mL	Al	CPI	10E012-27685	4/20/2012
AMOUNT	STD	MANUFACTURER	LOT	EXP DATE	0.5mL	Ca	CPI	11A006-28528	9/15/2012
0.250 mL	200.7 LDL	O2SI	1028857-29887	11/1/2012	0.5mL	Mg	CPI	10H213-2786	4/20/2012
Prepared in 50 ml 2% HNO3/2% HCl					0.5mL	Fe	O2SI	1022245-27699	4/22/2012
STD 3 / HDL 200.7					Prepared in 50 ml 2% HNO3/2% HCl				
0.5 mL	CCV-A	ABSOLUTE	091409-25206	9/14/2012	200.7 ICSAB				
0.5 mL	CCV-B	ABSOLUTE	091109-25208	9/14/2012	0.5mL	Al	CPI	10E012-27685	4/20/2012
0.5 mL	CCV-C	ABSOLUTE	091009-25207	9/10/2012	0.5mL	Ca	CPI	11A006-28528	9/15/2012
STD 2 / CCV1 200.7					0.5mL	Mg	CPI	10H213-2786	4/20/2012
AMOUNT	STD	PREP DATE	EXP DATE	0.5mL	Fe	O2SI	1022245-27699	4/22/2012	
25mL	STD 3	11/4/2011	11/11/2011	0.25mL	INT SPECIAL MIX	O2SI	160495-01-01	3/1/2012	
25mL	2% HNO3/2% HCl	11/4/2011	11/11/2011	Prepared in 50 ml 2% HNO3/2% HCl					
CCV2 200.7									
15mL	STD 3	11/4/2011	11/11/2011						
25mL	2% HNO3/2% HCl	11/4/2011	11/11/2011						

SDM 11/11/11
6010B/6010C
(A)

1% HNO3 / 5% HCl BLK					6010B/6010C ICSA				
AMOUNT	REAGENT	MANUFACTURER	LOT	OPEN DATE	AMOUNT	STD	MANUFACTURER	LOT	EXP DATE
100 mL	HCL	BDH	4110110	10/14/2011	1mL	Al	CPI	10E012-27685	4/20/2012
20 mL	HNO3	JT BAKER	K19023	10/14/2011	1mL	Ca	CPI	11A006-28528	9/15/2012
Prepared in 2000 ml DI Water					1mL	Mg	CPI	10H213-2786	4/20/2012
STD 1 / LDL 6010B/6010C					1mL	Fe	O2SI	1022245-27699	4/22/2012
AMOUNT	STD	MANUFACTURER	LOT	EXP DATE	Prepared in 50 ml 1% HNO3/5% HCl				
0.5 mL	6010 LDL	ABSOLUTE	091409-25206	9/14/2012	6010B/6010C ICSAB				
Prepared in 50 ml 1% HNO3/5% HCl					1mL	Al	CPI	10E012-27685	4/20/2012
STD 3 / HDL 6010B/6010C					1mL	Ca	CPI	11A006-28528	9/15/2012
1mL	CCV-A	ABSOLUTE	091409-25206	9/14/2012	1mL	Mg	CPI	10H213-2786	4/20/2012
1mL	CCV-B	ABSOLUTE	091109-25208	9/14/2012	1mL	Fe	O2SI	1022245-27699	4/22/2012
1mL	CCV-C	ABSOLUTE	091009-25207	9/10/2012	0.5mL	INT SPECIAL MIX	O2SI	160495-01-01	3/1/2012
Prepared in 100 ml 1% HNO3/5% HCl					Prepared in 50 ml 1% HNO3/5% HCl				
STD 2 / CCV1 6010B/6010C					6010B/6010C ICV				
AMOUNT	STD	PREP DATE	EXP DATE	0.5mL	QCS ICV A	CPI	11C174-28548	9/17/2012	
25mL	STD 3	11/11/2011	11/18/2011	0.5mL	QCS ICV B	CPI	11C174-28549	9/17/2012	
25mL	1% HNO3/5% HCl	11/11/2011	11/18/2011	Prepared in 50ml 1% HNO3/5% HCl					
CCV2 6010B/6010C									
AMOUNT	STD	PREP DATE	EXP DATE						
15mL	STD 3	11/11/2011	11/18/2011						
25mL	1% HNO3/5% HCl	11/11/2011	11/18/2011						

SDM 11/11/11

Metals Digestion Worksheet

Method Name 3015 Digestion

Prep Method M3015

Set 111110A

Units mL

Spikes	
Spiked ID 1	LCSW LOT# 1028408-29435
Spiked ID 2	LCSW LOT# 1028416-29433
Spiked ID 3	
Spiked ID 4	
Spiked By	NM Date: 11/10/11 10:40:00 AM
Witnessed By	KWS Date: 11/10/11 10:40:00 AM

Starting Temp:	25 C
Ending Temp:	170 C
Temperature Type:	Microwave
Sufficient Vol for Matrix QC:	YES
End Date/Time	11/10/11 12:00

Sample	Sample Container	Spike Amount	Spike ID	Digested Amount	Final Volume	Start Date/Time	Comments
1	111110A Blk			45mL	50mL	11/10/11 10:40	equip: Venus
2	111110A LCS	90uL	1+2	45mL	50mL	11/10/11 10:40	equip: Venus
3	AY48273 AY48273W01			45mL	50mL	11/10/11 10:40	equip: Venus
4	AY48273 DUP AY48273W01			45mL	50mL	11/10/11 10:40	equip: Venus
5	AY48273 MS AY48273W01	90uL	1+2	45mL	50mL	11/10/11 10:40	equip: Venus
6	AY48639 AY48639W05			45mL	50mL	11/10/11 10:40	equip: Venus
7	AY48640 AY48640W05			45mL	50mL	11/10/11 10:40	equip: Venus
8	AY48641 AY48641W05			45mL	50mL	11/10/11 10:40	equip: Venus
9	AY48642 AY48642W05			45mL	50mL	11/10/11 10:40	equip: Venus
10	AY48643 AY48643W05			45mL	50mL	11/10/11 10:40	equip: Venus
11	AY48644 AY48644W02			45mL	50mL	11/10/11 10:40	equip: Venus
12	AY49333 AY49333W13			45mL	50mL	11/10/11 10:40	equip: Venus
13	AY49334 AY49334W51			45mL	50mL	11/10/11 10:40	equip: Venus
14	AY49334 MS AY49334W52	90uL	1+2	45mL	50mL	11/10/11 10:40	equip: Venus
15	AY49334 MSD AY49334W52	90uL	1+2	45mL	50mL	11/10/11 10:40	equip: Venus
16	AY49336 AY49336W13			45mL	50mL	11/10/11 10:40	equip: Venus
17	AY49481 AY49481W13			45mL	50mL	11/10/11 10:40	equip: Venus
18	AY49482 AY49482W13			45mL	50mL	11/10/11 10:40	equip: Venus
19	AY49559 AY49559W31			45mL	50mL	11/10/11 10:40	equip: Venus
20	AY49559 MS AY49559W31	90uL	1+2	45mL	50mL	11/10/11 10:40	equip: Venus
21	AY49559 MSD AY49559W31	90uL	1+2	45mL	50mL	11/10/11 10:40	equip: Venus
22	AY49561 AY49561W08			45mL	50mL	11/10/11 10:40	equip: Venus
23	AY49562 AY49562W08			45mL	50mL	11/10/11 10:40	equip: Venus

Solvent and Lot#
HNO3 J.T.B k19023 0095

Sample COC Transfer	
Sample prep employee Initials	nm
Analyst's Initials	NBS
Date	11-10-11
Time	13:00
Moved to	MSXALS

Technician's Initials	
Scanned By	nm
Sample Preparation	lo
Digestion	lo
Bring up to volume	nm
Modified	11/10/11 10:19:53 AM

Reviewed By: *St*

Date: 11-10-11

Metals Digestion Worksheet

Method Name 3015 Digestion

Prep Method M3015

Set 111110A

Units mL

Spikes	
Spiked ID 1	LCSW LOT# 1028408-29435
Spiked ID 2	LCSW LOT# 1028416-29433
Spiked ID 3	
Spiked ID 4	
Spiked By	NM Date: 11/10/11 10:40:00 AM
Witnessed By	KWS Date: 11/10/11 10:40:00 AM

Starting Temp:	25 C
Ending Temp:	170 C
Temperature Type:	Microwave
Sufficient Vol for Matrix QC:	YES
End Date/Time	11/10/11 12:00

Sample	Sample Container	Spike Amount	Spike ID	Digested Amount	Final Volume	Start Date/Time	Comments
24 AY50005	AY50005W08			45mL	50mL	11/10/11 10:40	equip: Venus

Solvent and Lot
HNO3 J.T.B k19023 0095

Sample QOC Transfer
Sample prep employee Initials nm
Analyst's initials NBS
Date 11-10-11
Time 13:00
Moved to METACS

Technician's Initials
Scanned By nm
Sample Preparation lo
Digestion lo
Bring up to volume nm
Modified 11/10/11 10:19:53 AM

Reviewed By: SA

Date: 11-10-11

6020/200.8 Injection Log

Directory: K:\ICP-MS Optimus\raw data output csv\

RunID	Injected		Sample Name	Misc Info	FileName	Multiplier
1	11 Nov 2011	12:08	Calibration Blank		111111A	1.
2	11 Nov 2011	12:14	111111 Standard 1		111111A	1.
3	11 Nov 2011	12:20	111111 Standard 2		111111A	1.
4	11 Nov 2011	12:27	111111 Standard 3		111111A	1.
5	11 Nov 2011	12:33	111111 Standard 4		111111A	1.
6	11 Nov 2011	12:39	ICV 111111		111111A	1.
8	11 Nov 2011	12:57	ICB 111111		111111A	1.
9	11 Nov 2011	13:03	CCV 111111		111111A	1.
10	11 Nov 2011	13:09	CCB 111111		111111A	1.
11	11 Nov 2011	13:15	ICSA 111111		111111A	1.
12	11 Nov 2011	13:21	ICSAB 111111		111111A	1.
13	11 Nov 2011	13:33	CCV 111111		111111A	1.
14	11 Nov 2011	13:46	CCB 111111		111111A	1.
15	11 Nov 2011	14:16	111110A-3015-BLK		111111A	1.
16	11 Nov 2011	14:22	111110A-3015-LCS		111111A	1.
23	11 Nov 2011	15:05	CCV 111111		111111A	1.
24	11 Nov 2011	15:17	CCB 111111		111111A	1.
36	11 Nov 2011	16:30	CCV 111111		111111A	1.
37	11 Nov 2011	16:42	CCB 111111		111111A	1.
44	11 Nov 2011	17:27	AY49559W31		111111A	1.
45	11 Nov 2011	17:33	AY49559W31 MS		111111A	1.
47	11 Nov 2011	17:52	AY49559W31 MSD		111111A	1.
49	11 Nov 2011	18:04	CCV 111111		111111A	1.
50	11 Nov 2011	18:16	CCB 111111		111111A	1.
51	11 Nov 2011	18:22	AY49559W31-A		111111A	1.
52	11 Nov 2011	18:28	AY49559W31-1/5		111111A	5.
53	11 Nov 2011	18:34	AY49561W08		111111A	1.
54	11 Nov 2011	18:40	AY49562W08		111111A	1.
57	11 Nov 2011	18:59	CCV 111111		111111A	1.
58	11 Nov 2011	19:11	CCB 111111		111111A	1.

ANALYTICAL RESULTS

PERFORMED BY

GULF COAST ANALYTICAL LABORATORIES, INC.

7979 GSRI Avenue
Baton Rouge, LA 70820

Report Date 11/14/2011

GCAL Report 211110258



Deliver To Appl, Inc.
908 North Temperance Ave
Clovis, CA 93611
559-275-2175

Attn Cynthia Clark

Project Appl, Inc.

CASE NARRATIVE

Client: Environet, Inc. **Report:** 211110258

Gulf Coast Analytical Laboratories received and analyzed the sample(s) listed on the sample cross-reference page of this report. Receipt of the sample(s) is documented by the attached chain of custody. This applies only to the sample(s) listed in this report. No sample integrity or quality control exceptions were identified unless noted below.

SEMI-VOLATILES GAS CHROMATOGRAPHY

In the EPH analysis for prep batch 468721, the MS/MSD exhibited recovery failures. The LCS/LCSD recoveries are acceptable.

Laboratory Endorsement

Sample analysis was performed in accordance with approved methodologies provided by the Environmental Protection Agency or other recognized agencies. The samples and their corresponding extracts will be maintained for a period of 30 days unless otherwise arranged. Following this retention period the samples will be disposed in accordance with GCAL's Standard Operating Procedures.

Common Abbreviations Utilized in this Report

ND	Indicates the result was Not Detected at the specified RDL
DO	Indicates the result was Diluted Out
MI	Indicates the result was subject to Matrix Interference
TNTC	Indicates the result was Too Numerous To Count
SUBC	Indicates the analysis was Sub-Contracted
FLD	Indicates the analysis was performed in the Field
PQL	Practical Quantitation Limit
MDL	Method Detection Limit
RDL	Reporting Detection Limit
00:00	Reported as a time equivalent to 12:00 AM

Reporting Flags Utilized in this Report

J	Indicates an estimated value
U	Indicates the compound was analyzed for but not detected
B	(ORGANICS) Indicates the analyte was detected in the associated Method Blank
B	(INORGANICS) Indicates the result is between the RDL and MDL

Sample receipt at GCAL is documented through the attached chain of custody. In accordance with NELAC, this report shall be reproduced only in full and with the written permission of GCAL. The results contained within this report relate only to the samples reported. The documented results are presented within this report.

This report pertains only to the samples listed in the Report Sample Summary and should be retained as a permanent record thereof. The results contained within this report are intended for the use of the client. Any unauthorized use of the information contained in this report is prohibited.

I certify that this data package is in compliance with the NELAC standard and terms and conditions of the contract and Statement of Work both technically and for completeness, for other than the conditions in the case narrative. Release of the data contained in this hardcopy data package and in the computer-readable data submitted has been authorized by the Quality Assurance Manager or his/her designee, as verified by the following signature.

Estimated uncertainty of measurement is available upon request. This report is in compliance with the DOD QSM as specified in the contract if applicable.



Robyn Miguez
Technical Director
GCAL REPORT 211110258

Report Sample Summary

GCAL ID	Client ID	Matrix	Collect Date/Time	Receive Date/Time
21110312408	ES053	Water	10/26/2011 10:43	10/29/2011 09:10
21110312409	ES053 MS	Water	10/26/2011 10:43	10/29/2011 09:10
21110312410	ES053 MSD	Water	10/26/2011 10:43	10/29/2011 09:10
21110312411	ES055	Water	10/26/2011 14:45	10/29/2011 09:10
21110312412	ES056	Water	10/26/2011 12:00	10/29/2011 09:10

2E
WATER ORGANIC SURROGATE RECOVERY

Lab Name: GCAL Contract: _____
 Lab Code: LA024 Case No.: _____ SAS No.: _____ SDG No.: 211110258
 GC Column (1): DB-5MS-30M ID: .25 (mm) GC Cloumn (2): _____ ID: _____ (mm)
 Method: MASSEPH

EPA SAMPLE NO.	SMC1 1-(1)			SMC1 1-(2)			SMC2 2-(1)			SMC2 2-(2)			TOT OUT
	Lo	Hi	F	Lo	Hi	F	Lo	Hi	F	Lo	Hi	F	
1. ES053	98	40	140				77	40	140				0
2. ES053 MS	99	40	140				85	40	140				0
3. ES053 MSD	96	40	140				90	40	140				0
4. ES055	97	40	140				82	40	140				0
5. ES056	96	40	140				81	40	140				0
6. MB1002043	98	40	140				79	40	140				0
7. LCS1004105	98	40	140				82	40	140				0
8. LCSD1004106	100	40	140				84	40	140				0
9. MB1004104	92	40	140				80	40	140				0
10. LCS1002044	101	40	140				69	40	140				0
11. LCSD1002045	103	40	140				83	40	140				0

SMC 1 : 1-Chlorooctadecane

SMC 2 : O-Terphenyl

Column to be used to flag recovery limits

* Value outside of contract required limits

D Surrogate diluted out

3E
WATER ORGANICS LCS/LCSD RECOVERY

Lab Name: GCAL
 Lab Code: LA024 Case No.: _____ SAS No.: _____ SDG No.: 211110258
 Contract: _____ Method: MASSEPH
 Prep Batch: 468306 Analytical Batch: 468719

SAMPLE NO : 1002044

COMPOUND	UNITS	SPIKE ADDED	SAMPLE CONCENTRATION	LCS CONCENTRATION	LCS % REC	LCS % REC FLAG	QC. LIMITS
C11-C22 Aromatics	ug/L	250	0	164	66		40 - 140
C19-C36 Aliphatic Hydrocarbons	ug/L	150	0	128	85		40 - 140
C9-C18 Aliphatic Hydrocarbons	ug/L	100	0	47.3	47		40 - 140

SAMPLE NO : 1002045

COMPOUND	UNITS	SPIKE ADDED	LCSD CONC.	LCSD % REC	REC FLAG	% RPD	RPD FLAG	QC. LIMITS REC	RPD
C11-C22 Aromatics	ug/L	250	178	71		8		40 - 140	0 - 40
C19-C36 Aliphatic Hydrocarbons	ug/L	150	107	71		18		40 - 140	0 - 40
C9-C18 Aliphatic Hydrocarbons	ug/L	100	42.8	43		10		40 - 140	0 - 40

RPD : 0 out of 3 outside limits

Spike Recovery: 0 out of 6 outside limits

3E
WATER ORGANICS LCS/LCSD RECOVERY

Lab Name: GCAL
 Lab Code: LA024 Case No.: _____ SAS No.: _____ SDG No.: 211110258
 Contract: _____ Method: MASSEPH
 Prep Batch: 468721 Analytical Batch: 469140

SAMPLE NO : 1004105

COMPOUND	UNITS	SPIKE ADDED	SAMPLE CONCENTRATION	LCS CONCENTRATION	LCS % REC	LCS % REC FLAG	QC. LIMITS
C11-C22 Aromatics	ug/L	250	0	188	75		40 - 140
C19-C36 Aliphatic Hydrocarbons	ug/L	150	0	101	67		40 - 140
C9-C18 Aliphatic Hydrocarbons	ug/L	100	0	51.9	52		40 - 140

SAMPLE NO : 1004106

COMPOUND	UNITS	SPIKE ADDED	LCSD CONC.	LCSD % REC	REC FLAG	% RPD	RPD FLAG	QC. LIMITS REC	RPD
C11-C22 Aromatics	ug/L	250	191	76		2		40 - 140	0 - 40
C19-C36 Aliphatic Hydrocarbons	ug/L	150	94.2	63		7		40 - 140	0 - 40
C9-C18 Aliphatic Hydrocarbons	ug/L	100	52.8	53		2		40 - 140	0 - 40

RPD : 0 out of 3 outside limits

Spike Recovery: 0 out of 6 outside limits

3E
WATER ORGANICS MS/MSD RECOVERY

Lab Name: GCAL Sample ID: ES053
 Lab Code: LA024 Case No.: _____ SAS No.: _____ SDG No.: 211110258
 Contract: _____ Method: MASSEPH
 Prep Batch: 468721 Analytical Batch: 469140

SAMPLE NO : 21110312409

COMPOUND	UNITS	SPIKE ADDED	SAMPLE CONCENTRATION	MS CONCENTRATION	MS % REC	MS % REC FLAG	QC. LIMITS
C11-C22 Aromatics	ug/L	253	0	188	74		40 - 140
C19-C36 Aliphatic Hydrocarbons	ug/L	152	226	402	116		40 - 140
C9-C18 Aliphatic Hydrocarbons	ug/L	101	0	50.6	50		40 - 140

SAMPLE NO : 21110312410

COMPOUND	UNITS	SPIKE ADDED	MSD CONC.	MSD % REC	REC FLAG	% RPD	RPD FLAG	QC. LIMITS REC	QC. LIMITS RPD
C11-C22 Aromatics	ug/L	253	201	80		7		40 - 140	0 - 40
C19-C36 Aliphatic Hydrocarbons	ug/L	152	445	145	*	10		40 - 140	0 - 40
C9-C18 Aliphatic Hydrocarbons	ug/L	101	55.1	55		9		40 - 140	0 - 40

RPD : 0 out of 3 outside limits

Spike Recovery: 1 out of 6 outside limits

FORM III ORG-1

211110258 8

4C
ORGANIC METHOD BLANK SUMMARY

Lab Name: GCAL Sample ID: MB1002043
 Lab Code: LA024 Case No.: _____ Contract: _____
 Lab Sample ID: 1002043 SAS No.: _____ SDG No.: 211110258
 Matrix: Water Sulfur Cleanup: (Y/N) N Date Extracted: 11/02/11
 Date Analyzed (1): 11/04/11 Time (1): 1118 Date Analyzed (2): _____ Time (2): _____
 Instrument ID (1): GCS19B Instrument ID (2): _____
 GC Column (1): DB-5MS-30M ID: .25 (mm) GC Column (2): _____ ID: _____ (mm)
 Method: MASSEPH Prep Batch: 468306 Analytical Batch: 468719
 Lab File ID: 2111104/sv19b0

THIS METHOD BLANK APPLIES TO THE FOLLOWING SAMPLES

	<i>SAMPLE NO.</i>	<i>LAB SAMPLE ID</i>	<i>DATE ANALYZED</i>	<i>TIME ANALYZED</i>	<i>INSTRUMENT ID</i>
1.	LCS1002044	1002044	11/04/11	1206	GCS19B
2.	LCSD1002045	1002045	11/04/11	1254	GCS19B
3.	ES055	21110312411	11/05/11	0150	GCS19B
4.	ES056	21110312412	11/05/11	0413	GCS19B

4C
ORGANIC METHOD BLANK SUMMARY

Lab Name: GCAL Sample ID: MB1004104
 Lab Code: LA024 Case No.: _____ Contract: _____
 Lab Sample ID: 1004104 SAS No.: _____ SDG No.: 211110258
 Matrix: Water Sulfur Cleanup: (Y/N) N Date Extracted: 11/08/11
 Date Analyzed (1): 11/10/11 Time (1): 1515 Date Analyzed (2): _____ Time (2): _____
 Instrument ID (1): GCS19B Instrument ID (2): _____ (mm)
 GC Column (1): DB-5MS-30M ID: .25 (mm) GC Column (2): _____ ID: _____
 Method: MASSEPH Prep Batch: 468721 Analytical Batch: 469140
 Lab File ID: 2111110/sv19b0

THIS METHOD BLANK APPLIES TO THE FOLLOWING SAMPLES

	<i>SAMPLE NO.</i>	<i>LAB SAMPLE ID</i>	<i>DATE ANALYZED</i>	<i>TIME ANALYZED</i>	<i>INSTRUMENT ID</i>
1.	LCS1004105	1004105	11/10/11	1603	GCS19B
2.	LCSD1004106	1004106	11/10/11	1651	GCS19B
3.	ES053	21110312408	11/10/11	1828	GCS19B
4.	ES053 MS	21110312409	11/10/11	2052	GCS19B
5.	ES053 MSD	21110312410	11/10/11	2140	GCS19B

FORM IV ORGANIC

1D
ORGANICS ANALYSIS DATA SHEET

Lab Name: GCAL Sample ID: ES053
 Lab Code: LA024 Case No.: _____ Contract: _____
 Matrix: Water SAS No.: _____ SDG No.: 211110258
 Sample wt/vol: 990 Units: mL Lab Sample ID: 21110312408
 Level: (low/med) LOW Date Collected: 10/26/11 Time: 1043
 % Moisture: _____ decanted: (Y/N) _____ Date Received: 10/29/11
 GC Column: DB-5MS-30M ID: .25 (mm) Date Extracted: 11/08/11
 Concentrated Extract Volume: 2000 (µL) Date Analyzed: 11/10/11 Time: 1828
 Soil Aliquot Volume: _____ (µL) Dilution Factor: 1 Analyst: SMH
 Injection Volume: 1 (µL) Prep Method: MASS EPH
 GPC Cleanup: (Y/N) N pH: _____ Analytical Method: MASSEPH
 Prep Batch: 468721 Analytical Batch: 469140 Sulfur Cleanup: (Y/N) N Instrument ID: GCS19B
 CONCENTRATION UNITS: ug/L Lab File ID: 2111110/sv19b062

CAS NO.	COMPOUND	RESULT	Q	MDL	LOD	LOQ
GCSV-02-22	C11-C22 Aromatics	42.5	U	42.5	42.5	101
GCSV-02-24	C19-C36 Aliphatic Hydrocarbons	226		31.6	60.6	101
GCSV-02-23	C9-C18 Aliphatic Hydrocarbons	22.0	U	22.0	22.0	101

GCAL, Inc.

Data file : /var/chem/gcsv19b.i/2111110.b/sv19b062.d
 Lab Smp Id: 21110312408 Client Smp ID: 1
 Inj Date : 10-NOV-2011 18:28
 Operator : smh Inst ID: gcsv19b.i
 Smp Info : 21110312408*1
 Misc Info :
 Comment :
 Method : /var/chem/gcsv19b.i/2111110.b/AROEPHmass.m
 Meth Date : 11-Nov-2011 15:43 dlb Quant Type: ESTD
 Cal Date : 03-NOV-2011 13:18 Cal File: sv19b053s.d
 Als bottle: 62
 Dil Factor: 1.00000
 Integrator: HP Genie Compound Sublist: all.sub
 Target Version: 3.50
 Processing Host: org.gcal.com

Concentration Formula: Amt * DF * Uf * Vt/(Vo * Vi) * CpndVariable

Name	Value	Description
DF	1.00000	Dilution Factor
Vo	990.00000	Volume of sample extracted (mL)
Vt	2000.00000	Volume of final extract (uL)
Vi	1.00000	Volume injected (uL)
Uf	1.00000	Correction factor

Cpnd Variable

Local Compound Variable

Compounds	RT	EXP RT	DLT RT	RESPONSE	CONCENTRATIONS	
					ON-COLUMN (UG/ML)	FINAL (ug/L)
\$ 3 2-Fluorobiphenyl	8.447	8.454	-0.007	40412477	16.4446	33.2
\$ 5 2-Bromonaphthalene	8.831	8.838	-0.007	30713928	19.5782	39.6
\$ 10 O-Terphenyl	9.818	9.822	-0.004	45619406	15.4705	31.3
\$ 11 Chloro-octadecane	10.160	10.158	0.002	29580063	10.7976	21.8
M 113 Total Surrogate Area				146325874		(a)

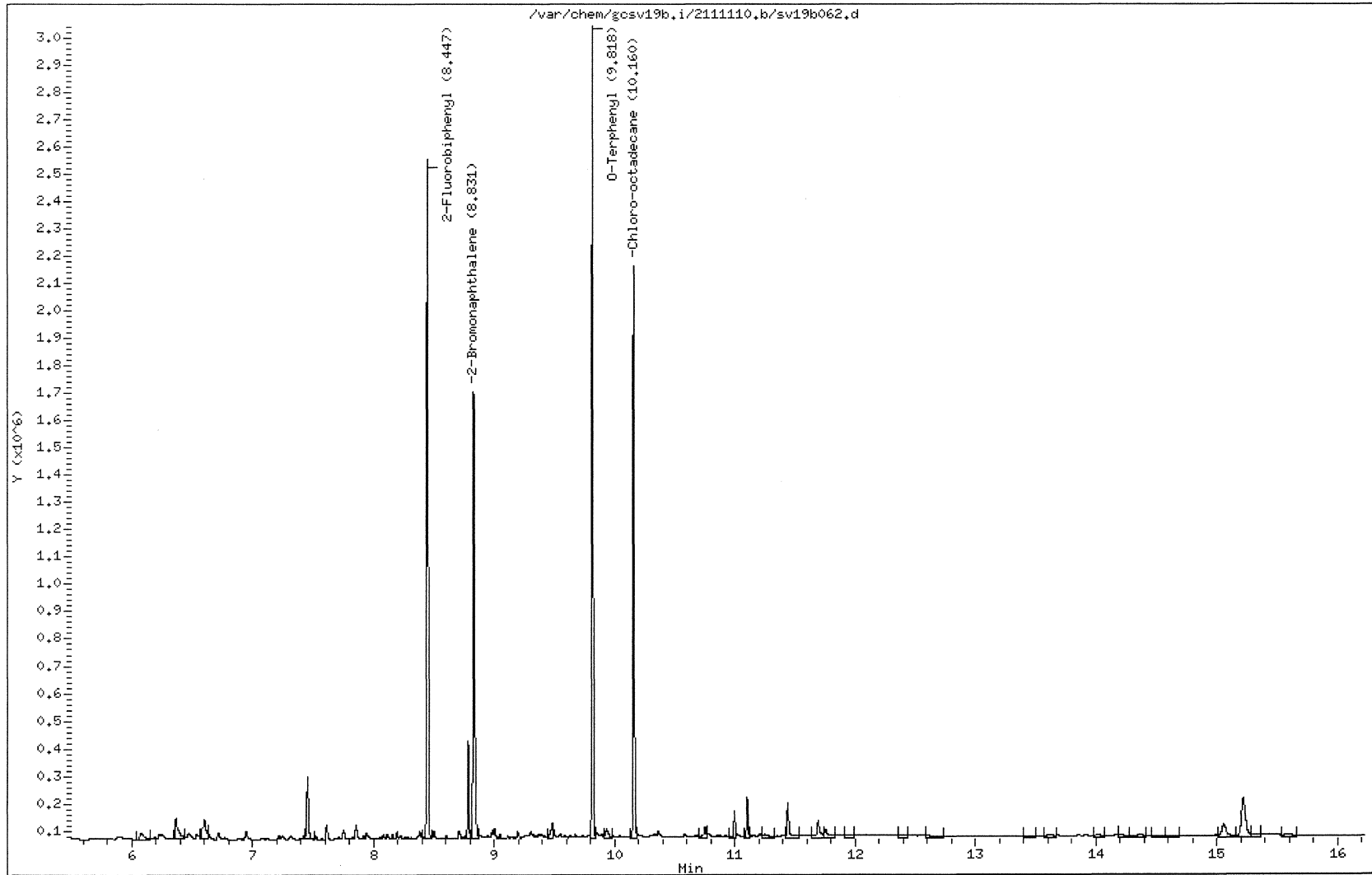
QC Flag Legend

a - Target compound detected but, quantitated amount
 Below Limit Of Quantitation(BLOQ).

Data File: /var/chem/gcsv19b.i/2111110.b/sv19b062.d
Date: 10-NOV-2011 18:28
Client ID: 1
Sample Info: 21110312408*1
Volume Injected (uL): 1.0
Column phase: DB-5MS-30M

Page 1

Instrument: gcsv19b.i
Operator: smh
Column diameter: 0.25

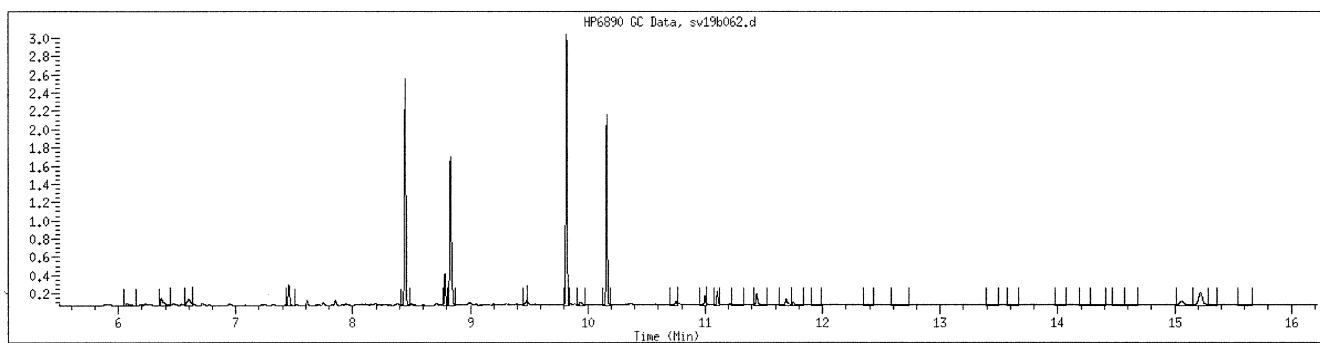


211110258 13

Report Date: 11/11/2011 15:43

MANUAL INTEGRATION GRAPHIC REPORT

Lab ID : 21110312408 SampleType : SAMPLE
Injection Date: 11/10/2011 18:28 Instrument : gcsv19b.i
Operator : smh
Sample Info : 21110312408*1
Misc Info :
Method : /var/chem/gcsv19b.i/2111110.b/AROEPhmass.m
Dilution : 1.00
Matrix : WATER
Integrator : HP Genie Compound Sublist: all



NO MANUAL INTEGRATIONS

GCAL, Inc.

Data file : /var/chem/gcsv19b.i/2111110.b/sv19b063.d
 Lab Smp Id: 21110312408 Client Smp ID: 1
 Inj Date : 10-NOV-2011 18:52
 Operator : smh Inst ID: gcsv19b.i
 Smp Info : 21110312408*1
 Misc Info :
 Comment :
 Method : /var/chem/gcsv19b.i/2111110.b/ALPHEPHmass.m
 Meth Date : 11-Nov-2011 15:05 dlb Quant Type: ESTD
 Cal Date : 03-NOV-2011 14:30 Cal File: sv19b056.d
 Als bottle: 63
 Dil Factor: 1.00000
 Integrator: HP Genie Compound Sublist: ALmasseph.sub
 Target Version: 3.50

Concentration Formula: Amt * DF * Uf * Vt/(Vo * Vi) * CpndVariable

Name	Value	Description
DF	1.00000	Dilution Factor
Vo	990.00000	Volume of sample extracted (mL)
Vt	2000.00000	Volume of final extract (uL)
Vi	1.00000	Volume injected (uL)
Uf	1.00000	Correction factor

Cpnd Variable

Local Compound Variable

Compounds	RT	EXP RT	DLT RT	RESPONSE	CONCENTRATIONS	
					ON-COLUMN (UG/ML)	FINAL (ug/L)
10 C-18	9.001	9.503	-0.502	8896274	2.94453	5.95 (M1H)
M 11 Alip C9-C18				8896274	2.94453	5.95
114 C-36	14.693	15.140	-0.447	366021517	125.108	253 (AM1H)
M 24 Alip C19-C36				366021517	125.108	253

QC Flag Legend

- A - Target compound detected but, quantitated amount exceeded maximum amount.
- M1- Compound response manually integrated because Target system did not integrate.
- H - Operator selected an alternate compound hit.

GCAL, Inc.

Data file : /var/chem/gcsv19b.i/2111110.b/sv19b063s.d
Lab Smp Id: 21110312408 Client Smp ID: 1
Inj Date : 10-NOV-2011 18:52
Operator : smh Inst ID: gcsv19b.i
Smp Info : 21110312408*1
Misc Info :
Comment :
Method : /var/chem/gcsv19b.i/2111110.b/ALPHEPHmass.m
Meth Date : 11-Nov-2011 15:05 dlb Quant Type: ESTD
Cal Date : 03-NOV-2011 14:30 Cal File: sv19b056.d
Als bottle: 63
Dil Factor: 1.00000
Integrator: HP Genie Compound Sublist: Chloro.sub
Target Version: 3.50

Concentration Formula: Amt * DF * Uf * Vt / (Vo * Vi) * CpndVariable

Name	Value	Description
DF	1.00000	Dilution Factor
Vo	990.00000	Volume of sample extracted (mL)
Vt	2000.00000	Volume of final extract (uL)
Vi	1.00000	Volume injected (uL)
Uf	1.00000	Correction factor

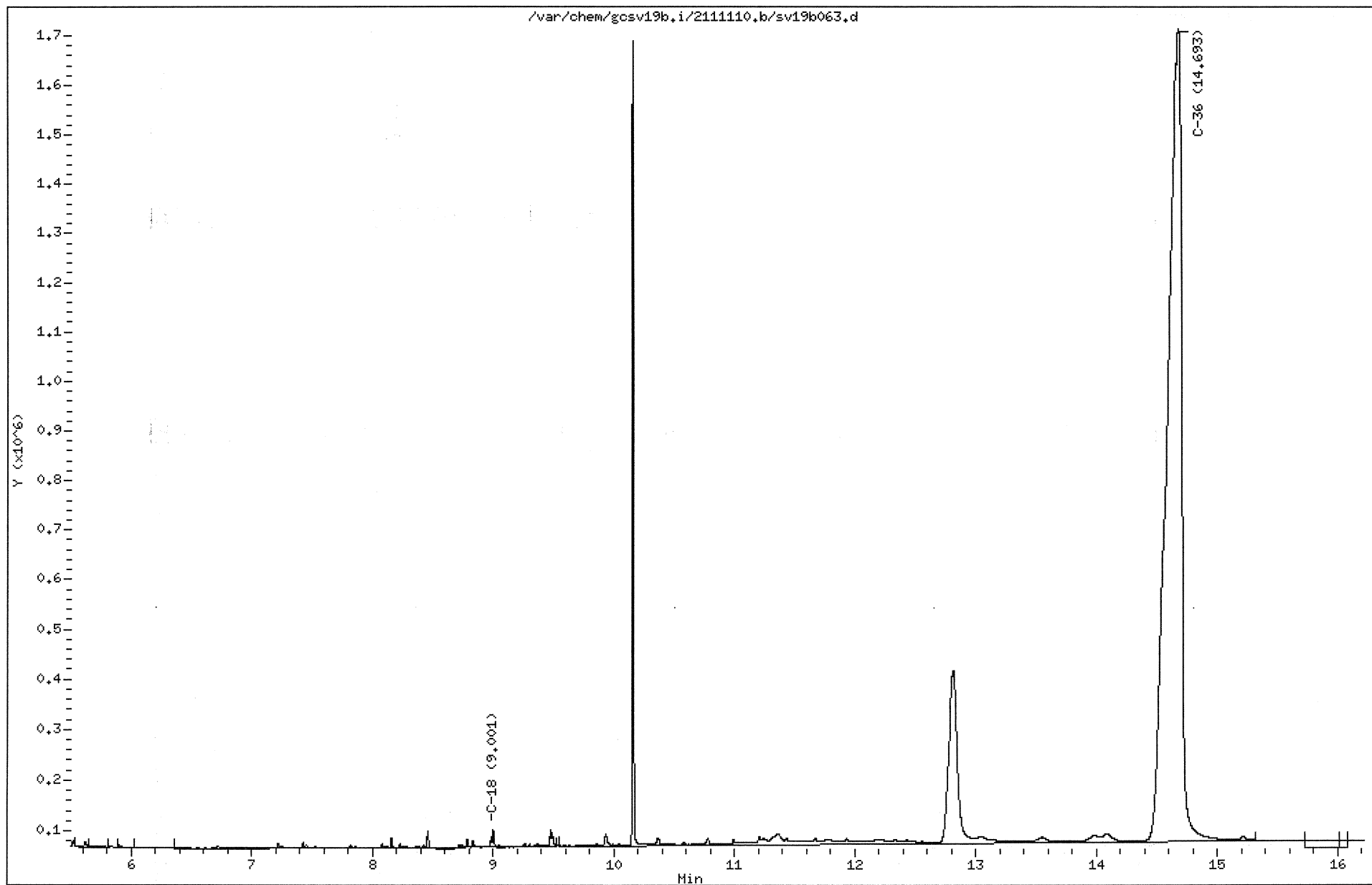
Cpnd Variable

Local Compound Variable

Compounds	CONCENTRATIONS						
	RT	EXP RT	DLT RT	RESPONSE	ON-COLUMN (UG/ML)	FINAL (ug/L)	
=====	==	=====	=====	=====	=====	=====	
\$ 15 Chlorooctadecane	10.159	10.215	-0.056	23947394	8.74126	17.7	

Data File: /var/chem/gcsv19b,i/2111110,b/sv19b063,d
Date : 10-NOV-2011 18:52
Client ID: 1
Sample Info: 21110312408*1
Volume Injected (uL): 1.0
Column phase: DB-5MS-30M

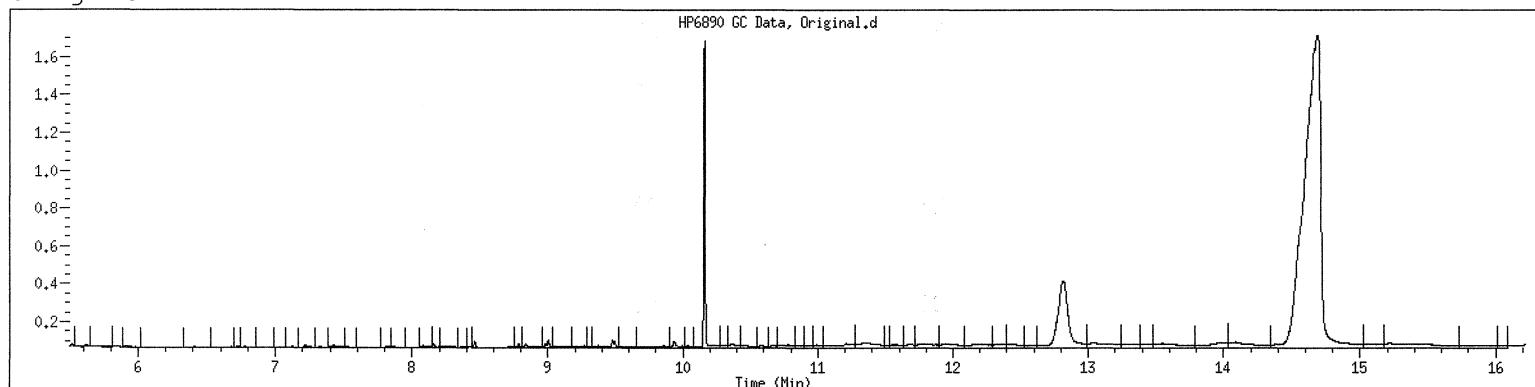
Instrument: gcsv19b,i
Operator: smh
Column diameter: 0,25



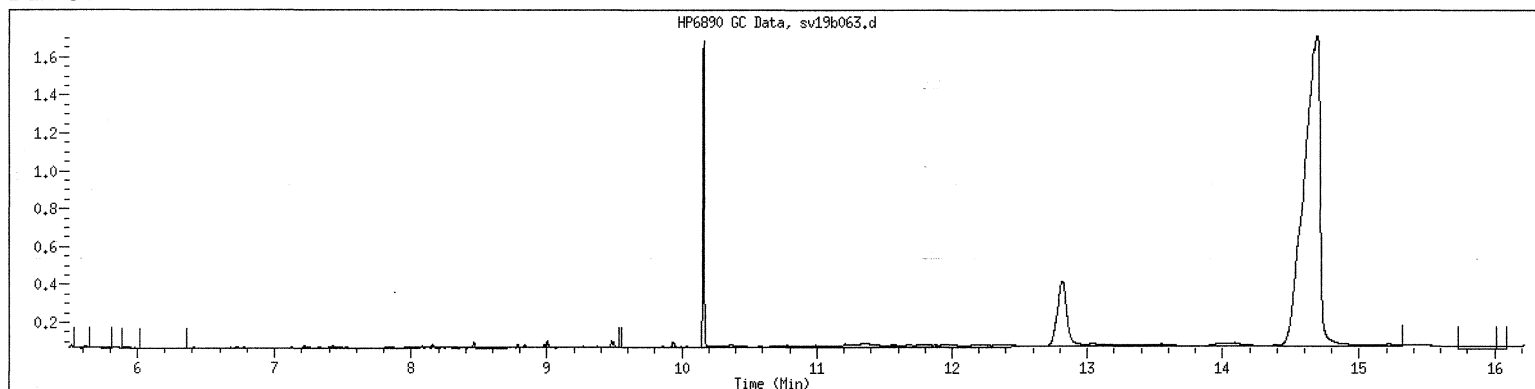
MANUAL INTEGRATION GRAPHIC REPORT

Lab ID : 21110312408 SampleType : SAMPLE
Injection Date: 11/10/2011 18:52 Instrument : gcsv19b.i
Operator : smh
Sample Info : 21110312408*1
Misc Info :
Method : /var/chem/gcsv19b.i/2111110.b/ALPHEPHmass.m
Dilution : 1.00
Matrix : WATER
Integrator : HP Genie Compound Sublist: ALmasseph

Original



Final



1D
ORGANICS ANALYSIS DATA SHEET

Lab Name: GCAL Sample ID: ES055
 Lab Code: LA024 Case No.: _____ Contract: _____
 Matrix: Water SAS No.: _____ SDG No.: 211110258
 Sample wt/vol: 990 Units: mL Lab Sample ID: 21110312411
 Level: (low/med) LOW Date Collected: 10/26/11 Time: 1445
 % Moisture: _____ decanted: (Y/N) _____ Date Received: 10/29/11
 GC Column: DB-5MS-30M ID: .25 (mm) Date Extracted: 11/02/11
 Concentrated Extract Volume: 2000 (µL) Date Analyzed: 11/05/11 Time: 0150
 Soil Aliquot Volume: _____ (µL) Dilution Factor: 1 Analyst: SMH
 Injection Volume: 1 (µL) Prep Method: MASS EPH
 GPC Cleanup: (Y/N) N pH: _____ Analytical Method: MASSEPH
 Prep Batch: 468306 Analytical Batch: 468719 Sulfur Cleanup: (Y/N) N Instrument ID: GCS19B
 CONCENTRATION UNITS: ug/L Lab File ID: 2111104/sv19b090

CAS NO. COMPOUND RESULT Q MDL LOD LOQ

GCSV-02-22	C11-C22 Aromatics	42.5	U	42.5	42.5	101
GCSV-02-24	C19-C36 Aliphatic Hydrocarbons	41.0	J	31.6	60.6	101
GCSV-02-23	C9-C18 Aliphatic Hydrocarbons	22.0	U	22.0	22.0	101

GCAL, Inc.

Data file : /var/chem/gcsv19b.i/2111104.b/sv19b090.d
 Lab Smp Id: 21110312411 Client Smp ID: 1
 Inj Date : 05-NOV-2011 01:50
 Operator : smh Inst ID: gcsv19b.i
 Smp Info : 21110312411*1
 Misc Info :
 Comment :
 Method : /var/chem/gcsv19b.i/2111104.b/AROEPHmass.m
 Meth Date : 08-Nov-2011 14:38 smh Quant Type: ESTD
 Cal Date : 03-NOV-2011 13:18 Cal File: sv19b053s.d
 Als bottle: 90
 Dil Factor: 1.00000
 Integrator: HP Genie Compound Sublist: all.sub
 Target Version: 3.50
 Processing Host: org.gcal.com

Concentration Formula: Amt * DF * Uf * Vt/(Vo * Vi) * CpndVariable

Name	Value	Description
DF	1.00000	Dilution Factor
Vo	990.00000	Volume of sample extracted (mL)
Vt	2000.00000	Volume of final extract (uL)
Vi	1.00000	Volume injected (uL)
Uf	1.00000	Correction factor

Cpnd Variable

Local Compound Variable

Compounds	RT	EXP RT	DLT RT	RESPONSE	CONCENTRATIONS	
					ON-COLUMN (UG/ML)	FINAL (ug/L)
\$ 3 2-Fluorobiphenyl	8.450	8.454	-0.004	43585949	17.7360	35.8
\$ 5 2-Bromonaphthalene	8.833	8.839	-0.006	31323596	19.9669	40.3
\$ 10 O-Terphenyl	9.816	9.823	-0.007	48274247	16.3708	33.1
\$ 11 Chloro-octadecane	10.155	10.174	-0.019	44813524	16.3583	33.0
M 113 Total Surrogate Area				167997316		(a)

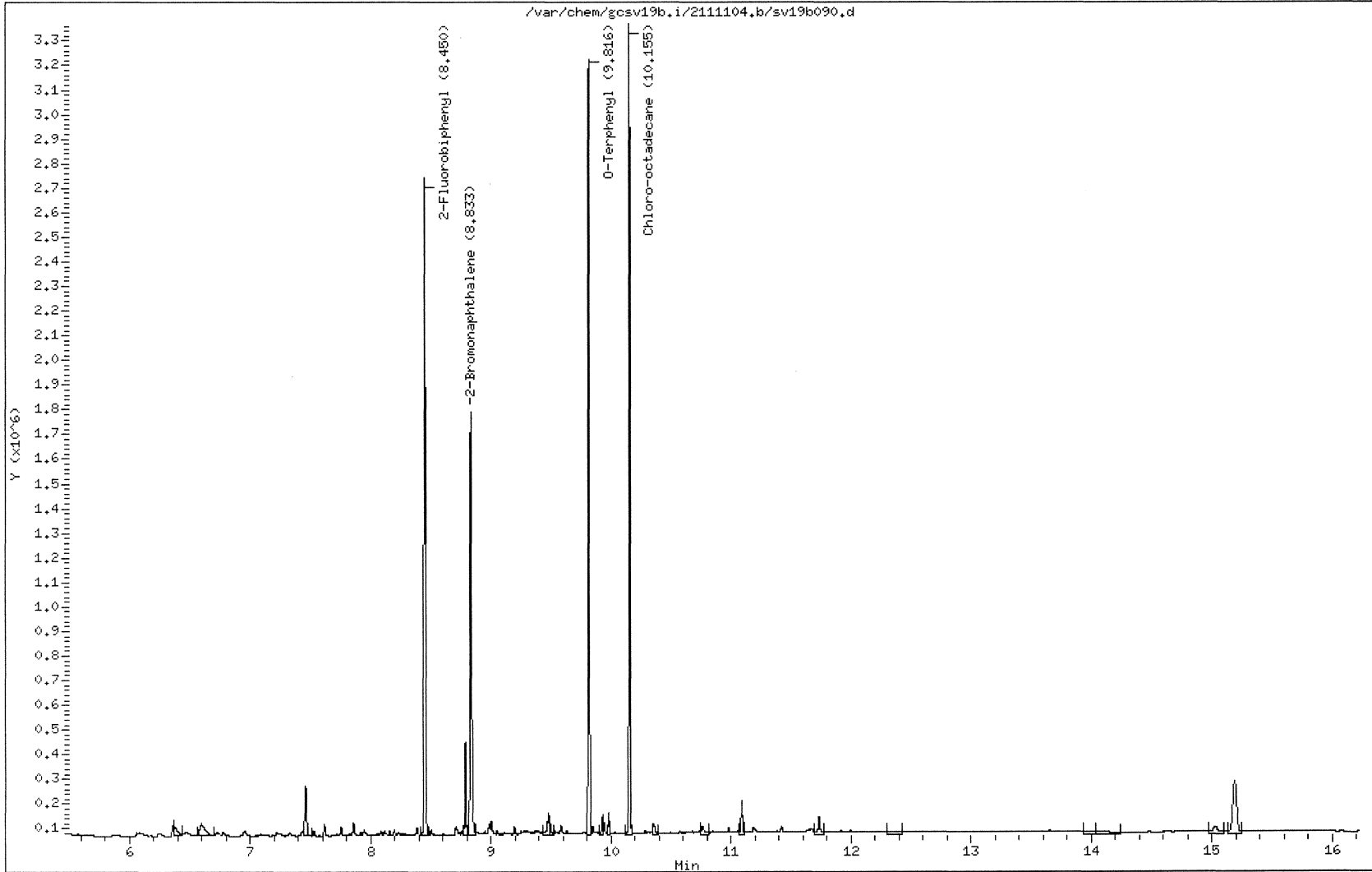
QC Flag Legend

a - Target compound detected but, quantitated amount
 Below Limit Of Quantitation(BLOQ).

Data File: /var/chem/gcsv19b.i/2111104.b/sv19b090.d
Date : 05-NOV-2011 01:50
Client ID: 1
Sample Info: 21110312411*1
Volume Injected (uL): 1.0
Column phase: DB-5MS-30M

Page 1

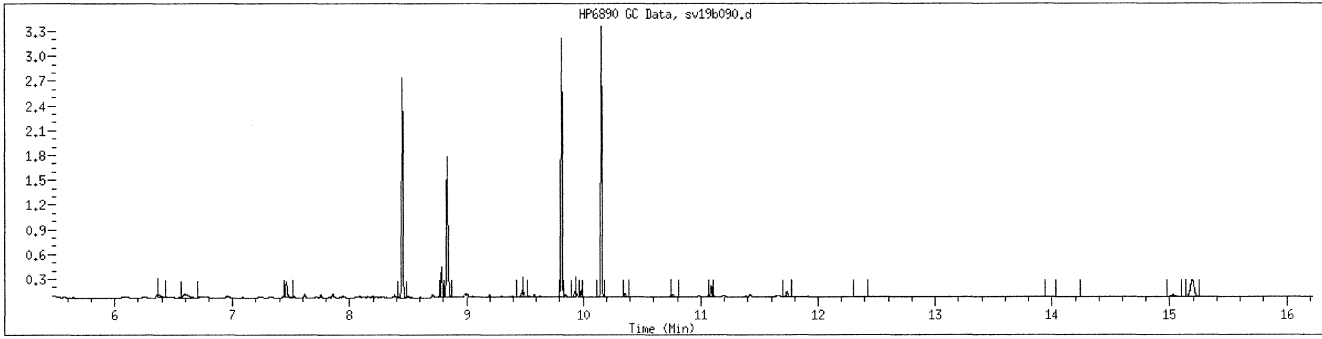
Instrument: gcsv19b.i
Operator: smh
Column diameter: 0.25



211110258 21

MANUAL INTEGRATION GRAPHIC REPORT

Lab ID : 21110312411 SampleType : SAMPLE
Injection Date: 11/05/2011 01:50 Instrument : gcsv19b.i
Operator : smh
Sample Info : 21110312411*1
Misc Info :
Method : /var/chem/gcsv19b.i/2111104.b/AROEPhmass.m
Dilution : 1.00
Matrix : WATER
Integrator : HP Genie Compound Sublist: all



NO MANUAL INTEGRATIONS

GCAL, Inc.

Data file : /var/chem/gcsv19b.i/2111104.b/sv19b091.d
 Lab Smp Id: 21110312411 Client Smp ID: 1
 Inj Date : 05-NOV-2011 02:14
 Operator : smh Inst ID: gcsv19b.i
 Smp Info : 21110312411*1
 Misc Info :
 Comment :
 Method : /var/chem/gcsv19b.i/2111104.b/ALPHEPHmass.m
 Meth Date : 08-Nov-2011 14:08 smh Quant Type: ESTD
 Cal Date : 03-NOV-2011 14:30 Cal File: sv19b056.d
 Als bottle: 91
 Dil Factor: 1.00000
 Integrator: HP Genie Compound Sublist: ALmasseph.sub
 Target Version: 3.50
 Processing Host: org.gcal.com

Concentration Formula: Amt * DF * Uf * Vt/(Vo * Vi) * CpndVariable

Name	Value	Description
DF	1.00000	Dilution Factor
Vo	990.00000	Volume of sample extracted (mL)
Vt	2000.00000	Volume of final extract (uL)
Vi	1.00000	Volume injected (uL)
Uf	1.00000	Correction factor

Cpnd Variable

Local Compound Variable

Compounds	CONCENTRATIONS						
	RT	EXP RT	DLT RT	RESPONSE	ON-COLUMN (UG/ML)	FINAL (ug/L)	
10 C-18	9.475	9.504	-0.029	30603640	10.1293	20.5 (M1)	
M 11 Alip C9-C18				30603640	10.1293	20.5	
114 C-36	10.151	15.144	-4.993	70921999	24.2416	49.0 (AM1)	
M 24 Alip C19-C36				70921999	24.2416	49.0	

QC Flag Legend

- A - Target compound detected but, quantitated amount exceeded maximum amount.
- M1- Compound response manually integrated because Target system did not integrate.

GCAL, Inc.

Data file : /var/chem/gcsv19b.i/2111104.b/sv19b091s.d
Lab Smp Id: 21110312411 Client Smp ID: 1
Inj Date : 05-NOV-2011 02:14
Operator : smh Inst ID: gcsv19b.i
Smp Info : 21110312411*1
Misc Info :
Comment :
Method : /var/chem/gcsv19b.i/2111104.b/ALPHEPHmass.m
Meth Date : 08-Nov-2011 14:08 smh Quant Type: ESTD
Cal Date : 03-NOV-2011 14:30 Cal File: sv19b056.d
Als bottle: 91
Dil Factor: 1.00000
Integrator: HP Genie Compound Sublist: Chloro.sub
Target Version: 3.50
Processing Host: org.gcal.com

Concentration Formula: Amt * DF * Uf * Vt / (Vo * Vi) * CpndVariable

Name	Value	Description
DF	1.00000	Dilution Factor
Vo	990.00000	Volume of sample extracted (mL)
Vt	2000.00000	Volume of final extract (uL)
Vi	1.00000	Volume injected (uL)
Uf	1.00000	Correction factor

Cpnd Variable

Local Compound Variable

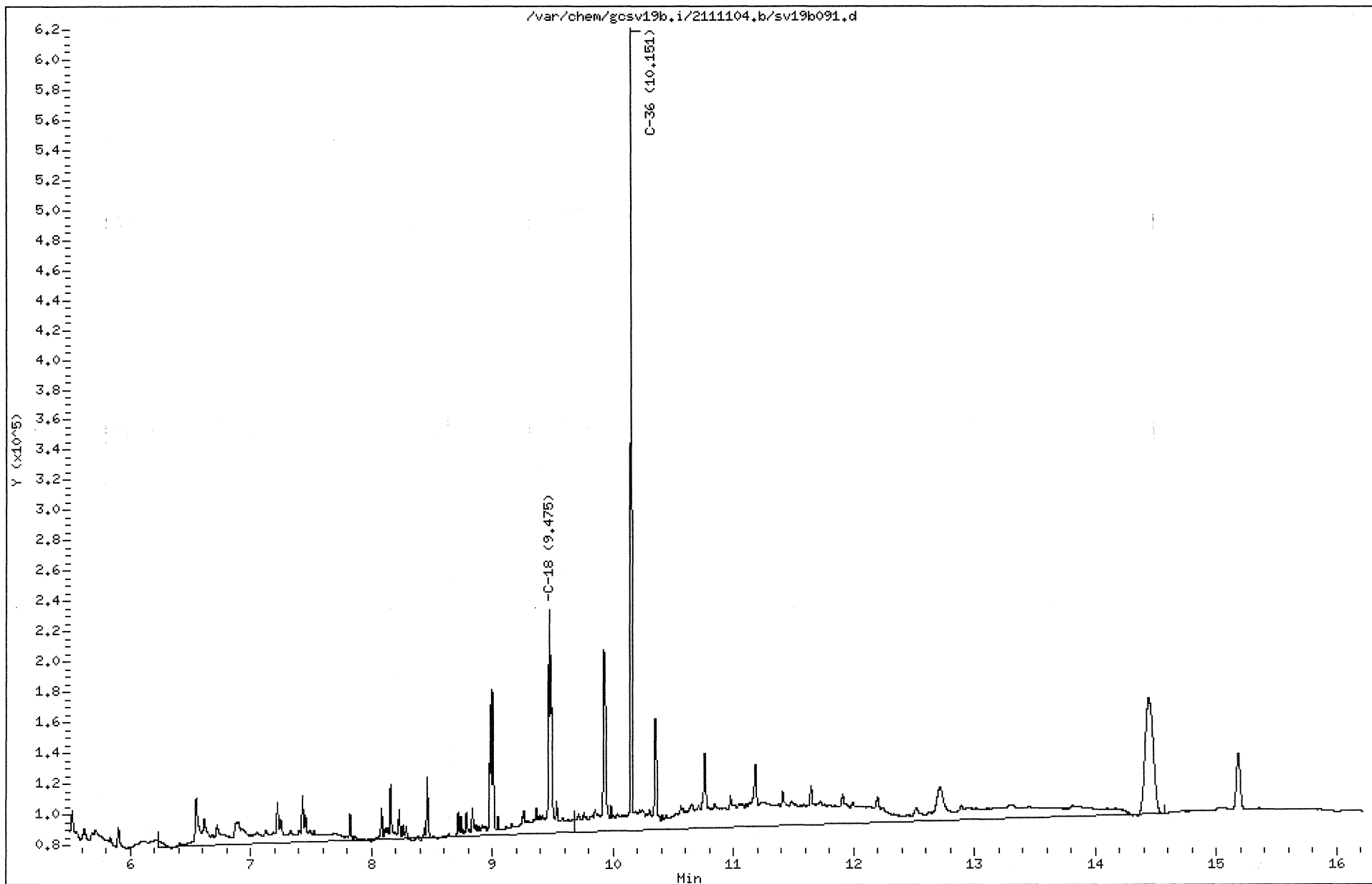
Compounds	CONCENTRATIONS						
	RT	EXP RT	DLT RT	RESPONSE	ON-COLUMN (UG/ML)	FINAL (ug/L)	
\$ 15 Chlorooctadecane	10.151	10.216	-0.065	8210866	2.99712	6.05(R)	

QC Flag Legend

R - Spike/Surrogate failed recovery limits.

Data File: /var/chem/gcsv19b.i/2111104.b/sv19b091.d
Date : 05-NOV-2011 02:14
Client ID: 1
Sample Info: 21110312411*1
Volume Injected (uL): 1.0
Column phase: DB-5MS-30M

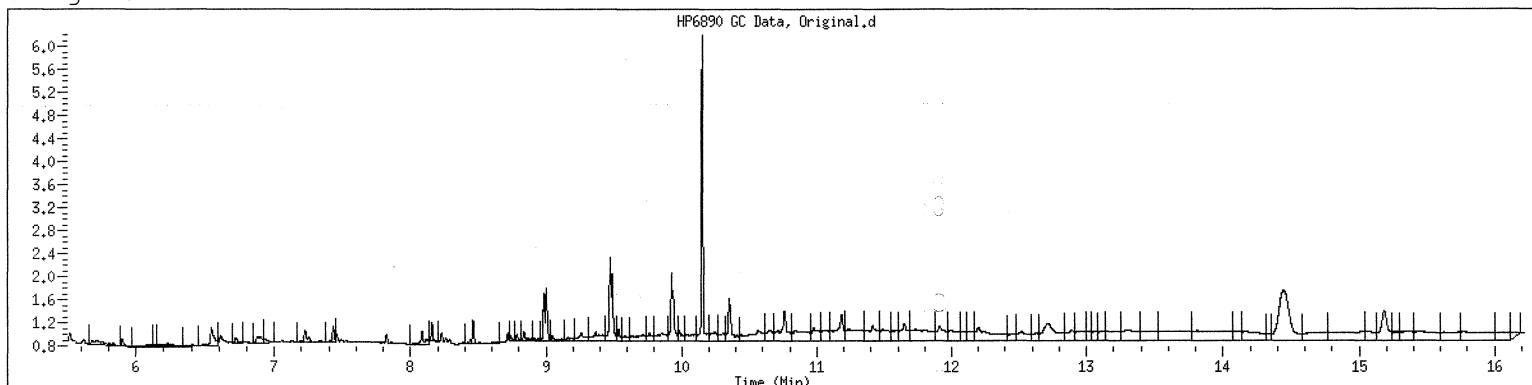
Instrument: gcsv19b.i
Operator: smh
Column diameter: 0.25



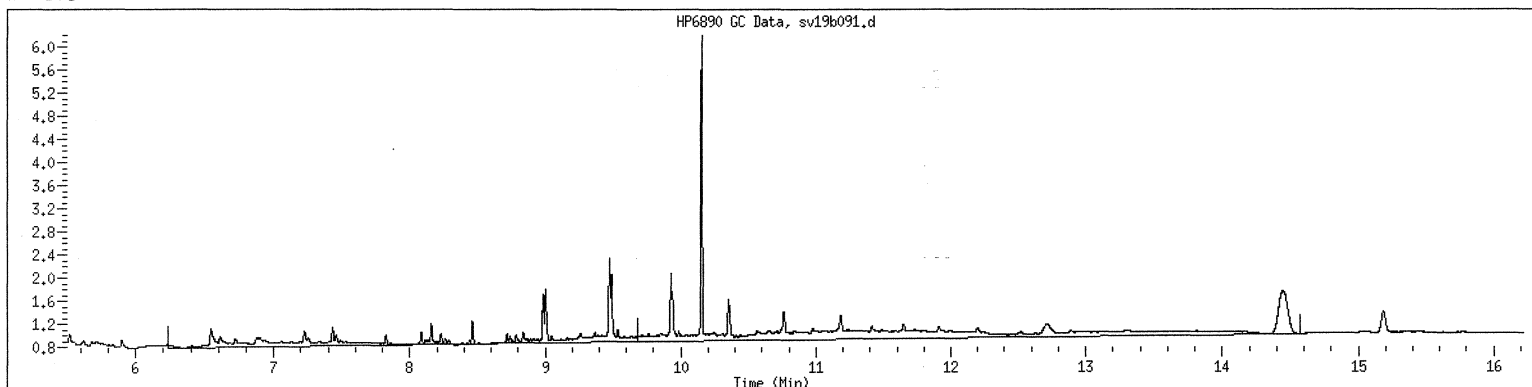
MANUAL INTEGRATION GRAPHIC REPORT

Lab ID : 21110312411 SampleType : SAMPLE
Injection Date: 11/05/2011 02:14 Instrument : gcsv19b.i
Operator : smh
Sample Info : 21110312411*1
Misc Info :
Method : /var/chem/gcsv19b.i/2111104.b/ALPHEPHmass.m
Dilution : 1.00
Matrix : WATER
Integrator : HP Genie Compound Sublist: ALmasseph

Original



Final



1D
ORGANICS ANALYSIS DATA SHEET

Lab Name: GCAL Sample ID: ES056
 Lab Code: LA024 Case No.: _____ Contract: _____
 Matrix: Water SAS No.: _____ SDG No.: 211110258
 Sample wt/vol: 990 Units: mL Lab Sample ID: 21110312412
 Level: (low/med) LOW Date Collected: 10/26/11 Time: 1200
 % Moisture: _____ decanted: (Y/N) _____ Date Received: 10/29/11
 GC Column: DB-5MS-30M ID: .25 (mm) Date Extracted: 11/02/11
 Concentrated Extract Volume: 2000 (µL) Date Analyzed: 11/05/11 Time: 0413
 Soil Aliquot Volume: _____ (µL) Dilution Factor: 1 Analyst: SMH
 Injection Volume: 1 (µL) Prep Method: MASS EPH
 GPC Cleanup: (Y/N) N pH: _____ Analytical Method: MASSEPH
 Prep Batch: 468306 Analytical Batch: 468719 Sulfur Cleanup: (Y/N) N Instrument ID: GCS19B
 CONCENTRATION UNITS: ug/L Lab File ID: 2111104/sv19b096

CAS NO.	COMPOUND	RESULT	Q	MDL	LOD	LOQ
GCSV-02-22	C11-C22 Aromatics	42.5	U	42.5	42.5	101
GCSV-02-24	C19-C36 Aliphatic Hydrocarbons	66.0	J	31.6	60.6	101
GCSV-02-23	C9-C18 Aliphatic Hydrocarbons	22.0	U	22.0	22.0	101

GCAL, Inc.

Data file : /var/chem/gcsv19b.i/2111104.b/sv19b096.d
 Lab Smp Id: 21110312412 Client Smp ID: 1
 Inj Date : 05-NOV-2011 04:13
 Operator : smh Inst ID: gcsv19b.i
 Smp Info : 21110312412*1
 Misc Info :
 Comment :
 Method : /var/chem/gcsv19b.i/2111104.b/AROEPHmass.m
 Meth Date : 08-Nov-2011 14:38 smh Quant Type: ESTD
 Cal Date : 03-NOV-2011 13:18 Cal File: sv19b053s.d
 Als bottle: 96
 Dil Factor: 1.00000
 Integrator: HP Genie Compound Sublist: all.sub
 Target Version: 3.50
 Processing Host: org.gcal.com

Concentration Formula: Amt * DF * Uf * Vt / (Vo * Vi) * CpndVariable

Name	Value	Description
DF	1.00000	Dilution Factor
Vo	990.00000	Volume of sample extracted (mL)
Vt	2000.00000	Volume of final extract (uL)
Vi	1.00000	Volume injected (uL)
Uf	1.00000	Correction factor

Cpnd Variable

Local Compound Variable

Compounds	RT	EXP RT	DLT RT	RESPONSE	CONCENTRATIONS	
					ON-COLUMN (UG/ML)	FINAL (ug/L)
\$ 3 2-Fluorobiphenyl	8.450	8.454	-0.004	45378734	18.4655	37.3
\$ 5 2-Bromonaphthalene	8.833	8.839	-0.006	33174095	21.1465	42.7
\$ 10 O-Terphenyl	9.816	9.823	-0.007	48040785	16.2917	32.9
\$ 11 Chloro-octadecane	10.156	10.174	-0.018	48618488	17.7472	35.9
M 113 Total Surrogate Area				175212102		(a)

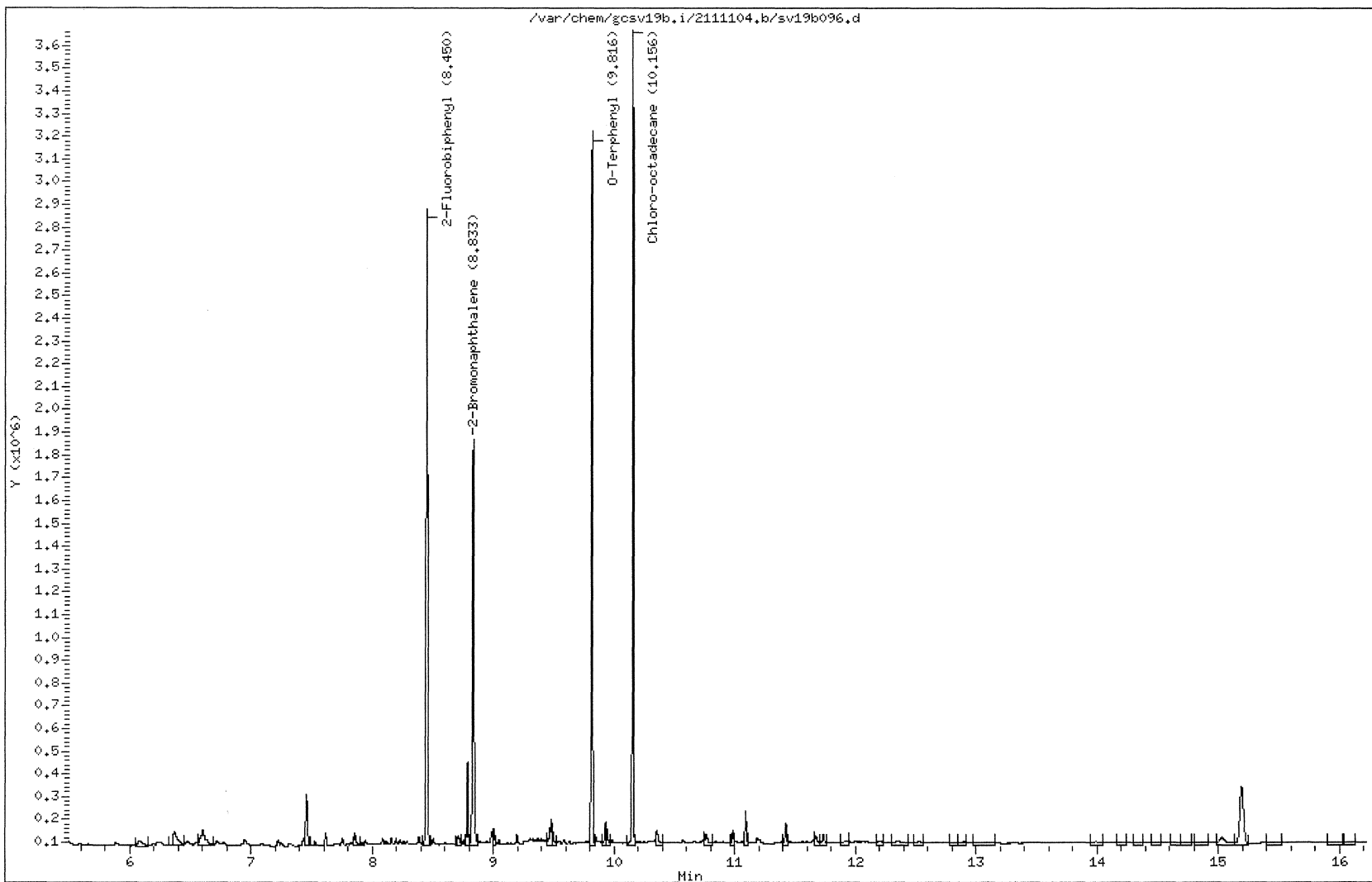
QC Flag Legend

a - Target compound detected but, quantitated amount
 Below Limit Of Quantitation(BLOQ).

Data File: /var/chem/gcsv19b.i/2111104,b/sv19b096.d
Date : 05-NOV-2011 04:13
Client ID: 1
Sample Info: 21110312412*1
Volume Injected (uL): 1.0
Column phase: DB-5MS-30M

Page 1

Instrument: gcsv19b.i
Operator: smh
Column diameter: 0.25

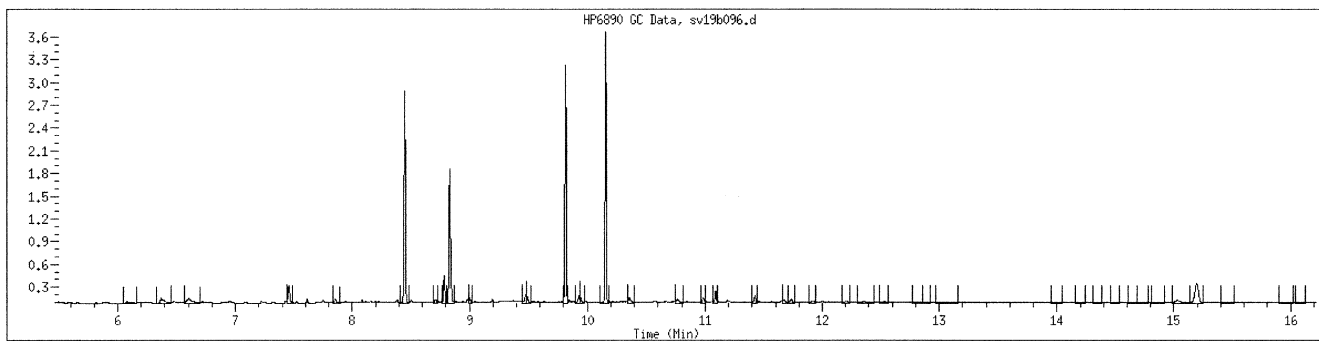


211110258 29

Report Date: 11/09/2011 11:08

MANUAL INTEGRATION GRAPHIC REPORT

Lab ID : 21110312412 SampleType : SAMPLE
Injection Date: 11/05/2011 04:13 Instrument : gcsv19b.i
Operator : smh
Sample Info : 21110312412*1
Misc Info :
Method : /var/chem/gcsv19b.i/2111104.b/AROEPMass.m
Dilution : 1.00
Matrix : WATER
Integrator : HP Genie Compound Sublist: all



NO MANUAL INTEGRATIONS

GCAL, Inc.

Data file : /var/chem/gcsv19b.i/2111104.b/sv19b097.d
 Lab Smp Id: 21110312412 Client Smp ID: 1
 Inj Date : 05-NOV-2011 04:37
 Operator : smh Inst ID: gcsv19b.i
 Smp Info : 21110312412*1
 Misc Info :
 Comment :
 Method : /var/chem/gcsv19b.i/2111104.b/ALPHEPHmass.m
 Meth Date : 08-Nov-2011 14:38 smh Quant Type: ESTD
 Cal Date : 03-NOV-2011 14:30 Cal File: sv19b056.d
 Als bottle: 97
 Dil Factor: 1.00000
 Integrator: HP Genie Compound Sublist: ALmasseph.sub
 Target Version: 3.50
 Processing Host: org.gcal.com

Concentration Formula: Amt * DF * Uf * Vt/(Vo * Vi) * CpndVariable

Name	Value	Description
DF	1.00000	Dilution Factor
Vo	990.00000	Volume of sample extracted (mL)
Vt	2000.00000	Volume of final extract (uL)
Vi	1.00000	Volume injected (uL)
Uf	1.00000	Correction factor

Cpnd Variable

Local Compound Variable

Compounds	RT	EXP RT	DLT RT	RESPONSE	CONCENTRATIONS	
					ON-COLUMN (UG/ML)	FINAL (ug/L)
10 C-18	9.476	9.503	-0.027	31208339	10.3295	20.9 (M1)
M 11 Alip C9-C18				31208339	10.3295	20.9
114 C-36	14.476	15.141	-0.665	103620029	35.4180	71.6 (AM1)
M 24 Alip C19-C36				103620029	35.4180	71.6

QC Flag Legend

- A - Target compound detected but, quantitated amount exceeded maximum amount.
- M1- Compound response manually integrated because Target system did not integrate.

GCAL, Inc.

Data file : /var/chem/gcsv19b.i/2111104.b/sv19b097s.d
 Lab Smp Id: 21110312412 Client Smp ID: 1
 Inj Date : 05-NOV-2011 04:37
 Operator : smh Inst ID: gcsv19b.i
 Smp Info : 21110312412*1
 Misc Info :
 Comment :
 Method : /var/chem/gcsv19b.i/2111104.b/ALPHEPHmass.m
 Meth Date : 08-Nov-2011 14:38 smh Quant Type: ESTD
 Cal Date : 03-NOV-2011 14:30 Cal File: sv19b056.d
 Als bottle: 97
 Dil Factor: 1.00000
 Integrator: HP Genie Compound Sublist: Chloro.sub
 Target Version: 3.50
 Processing Host: org.gcal.com

Concentration Formula: Amt * DF * Uf * Vt / (Vo * Vi) * CpndVariable

Name	Value	Description
DF	1.00000	Dilution Factor
Vo	990.00000	Volume of sample extracted (mL)
Vt	2000.00000	Volume of final extract (uL)
Vi	1.00000	Volume injected (uL)
Uf	1.00000	Correction factor

Cpnd Variable Local Compound Variable

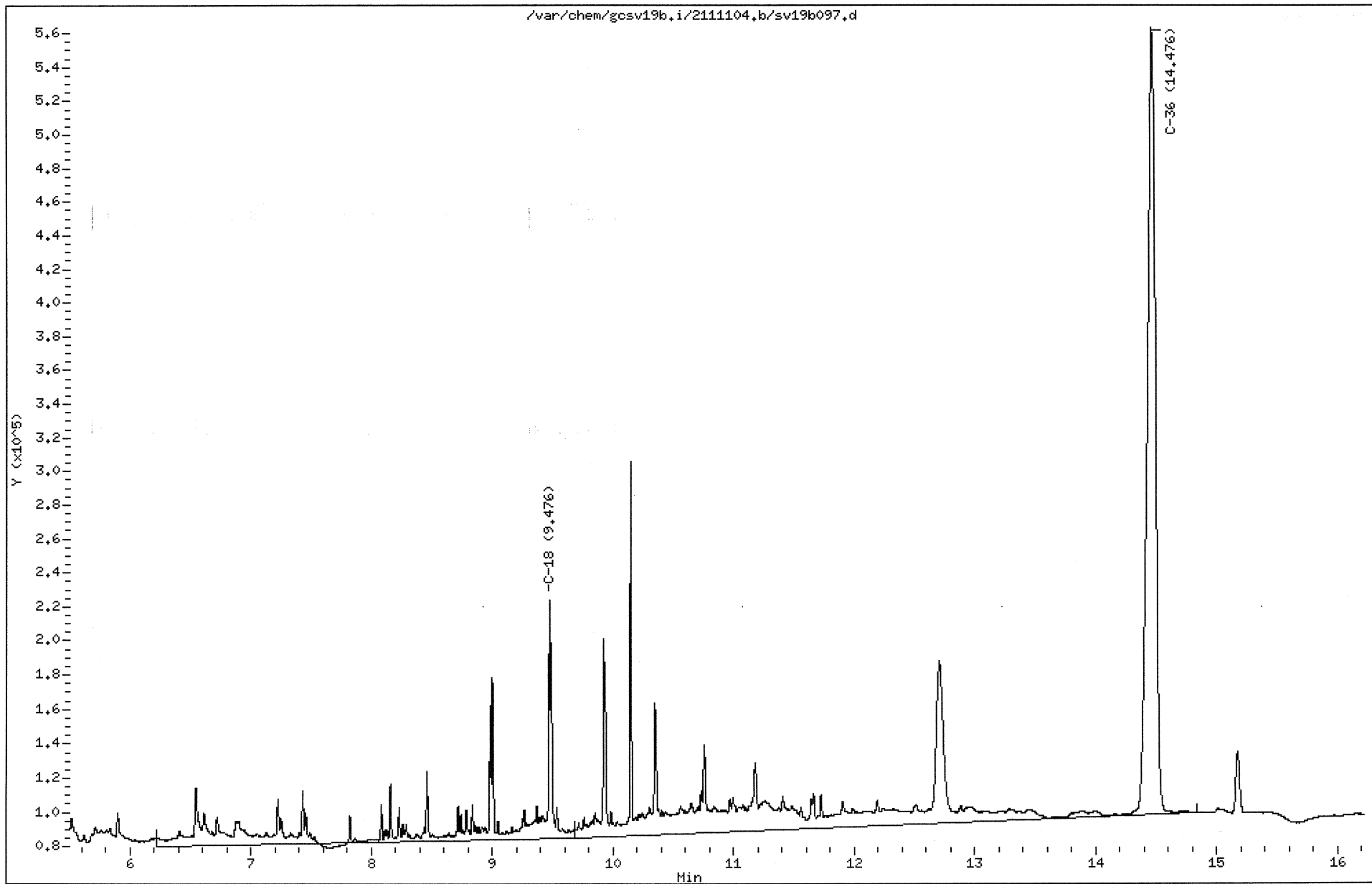
Compounds	CONCENTRATIONS					
	RT	EXP RT	DLT RT	RESPONSE	ON-COLUMN (UG/ML)	FINAL (ug/L)
\$ 15 Chlorooctadecane	10.150	10.216	-0.066	3736881	1.36403	2.76(R)

QC Flag Legend

R - Spike/Surrogate failed recovery limits.

Data File: /var/chem/gcsv19b.i/2111104,b/sv19b097.d
Date : 05-NOV-2011 04:37
Client ID: 1
Sample Info: 21110312412*1
Volume Injected (uL): 1.0
Column phase: DB-5MS-30M

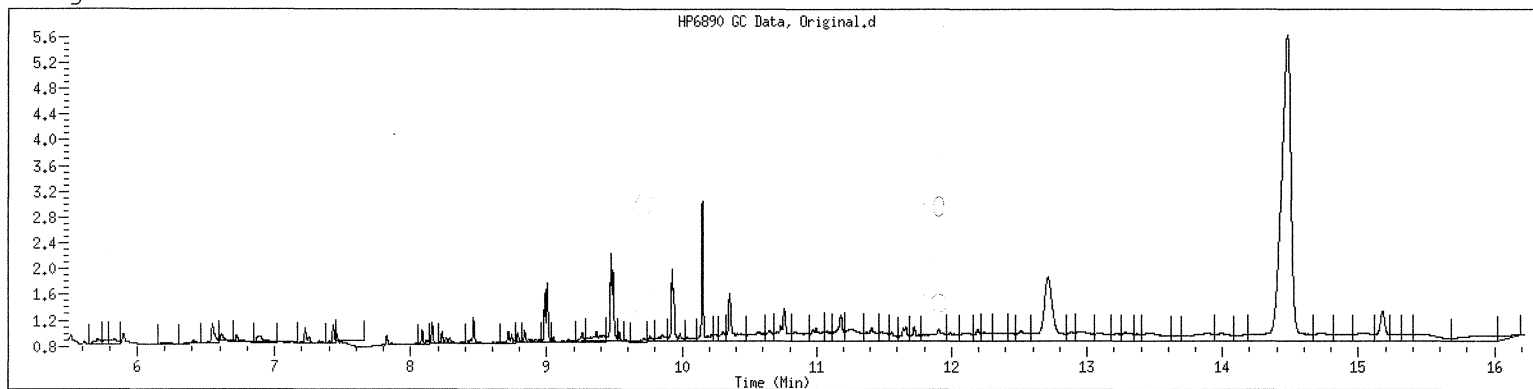
Instrument: gcsv19b.i
Operator: smh
Column diameter: 0,25



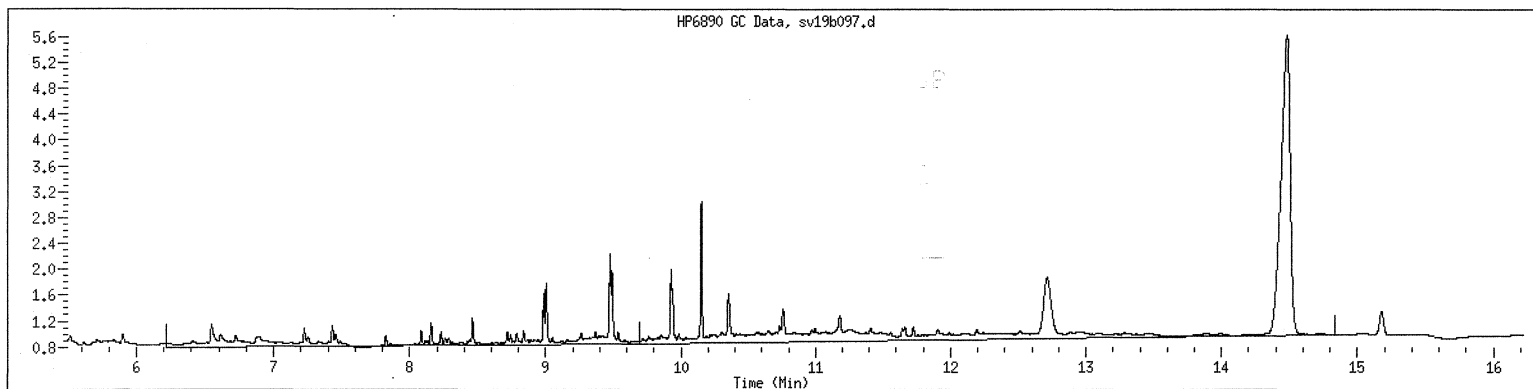
MANUAL INTEGRATION GRAPHIC REPORT

Lab ID : 21110312412 SampleType : SAMPLE
Injection Date: 11/05/2011 04:37 Instrument : gcsv19b.i
Operator : smh
Sample Info : 21110312412*1
Misc Info :
Method : /var/chem/gcsv19b.i/2111104.b/ALPHEPHmass.m
Dilution : 1.00
Matrix : WATER
Integrator : HP Genie Compound Sublist: ALmasseph

Original



Final



GCAL, Inc.

INITIAL CALIBRATION DATA

Start Cal Date : 03-NOV-2011 12:55
 End Cal Date : 03-NOV-2011 14:30
 Quant Method : ESTD
 Origin : Disabled
 Target Version : 3.50
 Integrator : HP Genie
 Method file : /var/chem/gcsv19b.i/2111110.b/ALPHEPHmass.m
 Cal Date : 17-Nov-2011 12:26 smh
 Curve Type : Average

Calibration File Names:

Level 1: /var/chem/gcsv19b.i/2111103.b/sv19b052.d
 Level 2: /var/chem/gcsv19b.i/2111103.b/sv19b053.d
 Level 3: /var/chem/gcsv19b.i/2111103.b/sv19b054.d
 Level 4: /var/chem/gcsv19b.i/2111103.b/sv19b055.d
 Level 5: /var/chem/gcsv19b.i/2111103.b/sv19b056.d

Compound	1.000 Level 1	10.000 Level 2	50.000 Level 3	100.000 Level 4	200.000 Level 5	RRF	% RSD
1 C-9	2907155	2795641	2675594	2679051	2539259	2719340	5.104
2 C-10	2799368	2826425	2717674	2752582	2600027	2739215	3.226
3 C-11	+++++	+++++	+++++	+++++	+++++	+++++	+++++
4 C-12	2927391	2898654	2764473	2774841	2641941	2801460	4.102
5 C-13	+++++	+++++	+++++	+++++	+++++	+++++	+++++
6 C-14	2986461	2962295	2862352	2862981	2716594	2878136	3.701
7 C-15	+++++	+++++	+++++	+++++	+++++	+++++	+++++
8 C-16	3076201	3075973	2956170	2972906	2834259	2983102	3.364
9 C-17	+++++	+++++	+++++	+++++	+++++	+++++	+++++
10 C-18	3132014	3109313	2986762	3012326	2866031	3021289	3.526
11 Alip C9-C18	2971432	2944717	2827171	2842448	2699685	2857090	3.779
12 C-19	3105166	3106510	2982171	3015246	2877102	3017239	3.169
13 C-20	3095123	3146395	3018289	3051261	2915502	3045314	2.859
14 C-21	+++++	+++++	+++++	+++++	+++++	+++++	+++++
16 C-22	3086197	3160319	3040998	3073189	2942532	3060647	2.587
17 C-23	+++++	+++++	+++++	+++++	+++++	+++++	+++++
18 C-24	3088147	3182819	3098256	3124206	2998582	3098402	2.157
19 C-25	+++++	+++++	+++++	+++++	+++++	+++++	+++++
20 C-26	3093703	3199157	3120962	3153549	3033072	3120089	2.004
21 C-27	+++++	+++++	+++++	+++++	+++++	+++++	+++++
22 C-28	3086943	3160312	3086851	3125844	3019987	3095987	1.692
115 C-30	3100257	3187831	3112669	3153703	3047243	3120341	1.716

GCAL, Inc.

INITIAL CALIBRATION DATA

Start Cal Date : 03-NOV-2011 12:55
 End Cal Date : 03-NOV-2011 14:30
 Quant Method : ESTD
 Origin : Disabled
 Target Version : 3.50
 Integrator : HP Genie
 Method file : /var/chem/gcsv19b.i/2111110.b/ALPHEPHmass.m
 Cal Date : 17-Nov-2011 12:26 smh
 Curve Type : Average

Compound	1.000 Level 1	10.000 Level 2	50.000 Level 3	100.000 Level 4	200.000 Level 5	RRF	% RSD
23 C-35	+++++	+++++	+++++	+++++	+++++	+++++	+++++
114 C-36	2886196	3002979	2951503	2961566	2825927	2925634	2.383
M 24 Alip C19-C36	3067716	3143290	3051462	3082321	2957493	3060457	2.196
\$ 15 Chlorooctadecane	2745086	2791763	2723572	2771406	2666079	2739581	1.772

GCAL, Inc.

Data file : /var/chem/gcsv19b.i/2111103.b/sv19b052.d
 Lab Smp Id: 1201 Client Smp ID: 1 84-15-4
 Inj Date : 03-NOV-2011 12:55
 Operator : smh Inst ID: gcsv19b.i
 Smp Info : 1201*1 84-16-1
 Misc Info :
 Comment :
 Method : /var/chem/gcsv19b.i/2111103.b/ALPHEPHmass.m
 Meth Date : 08-Nov-2011 09:16 dlb Quant Type: ESTD
 Cal Date : 03-NOV-2011 12:55 Cal File: sv19b052.d
 Als bottle: 52 Calibration Sample, Level: 1
 Dil Factor: 1.00000
 Integrator: HP Genie Compound Sublist: ALmasseph.sub
 Target Version: 3.50
 Processing Host: org.gcal.com

Concentration Formula: Amt * DF * Uf * Vt / (Vo * Vi) * CpndVariable

Name	Value	Description
DF	1.00000	Dilution Factor
Vo	1000.00000	Volume of sample extracted (mL)
Vt	2000.00000	Volume of final extract (uL)
Vi	1.00000	Volume injected (uL)
Uf	1.00000	Correction factor

Cpnd Variable Local Compound Variable

Compounds	RT	EXP RT	DLT RT	RESPONSE	AMOUNTS	
					CAL-AMT (UG/ML)	ON-COL (UG/ML)
1 C-9	6.222	6.232	-0.010	2907155	1.00000	1.00 (M2)
2 C-10	6.925	6.929	-0.004	2799368	1.00000	1.00 (M2)
4 C-12	7.823	7.833	-0.010	2927391	1.00000	1.00 (M2)
6 C-14	8.462	8.471	-0.009	2986461	1.00000	1.00 (M2)
8 C-16	9.008	9.014	-0.006	3076201	1.00000	1.00 (M2)
10 C-18	9.502	9.504	-0.002	3132014	1.00000	1.00 (M2)
M 11 Alip C9-C18				17828590	6.00000	6.00
12 C-19	9.738	9.774	-0.036	3105166	1.00000	1.00 (M2)
13 C-20	9.965	9.957	0.008	3095123	1.00000	1.00 (M2)
\$ 15 Chlorooctadecane	10.185	10.217	-0.032	2745086	1.00000	1.00 (M2)
16 C-22	10.403	10.384	0.019	3086197	1.00000	1.00 (M2)
18 C-24	10.826	10.796	0.030	3088147	1.00000	1.00 (M2)
20 C-26	11.263	11.223	0.040	3093703	1.00000	1.00 (M2)

Compounds	RT	EXP RT	DLT RT	RESPONSE	AMOUNTS	
					CAL-AMT (UG/ML)	ON-COL (UG/ML)
-----	--	-----	-----	-----	-----	-----
22 C-28	11.738	11.724	0.014	3086943	1.00000	1.00 (M2)
115 C-30	12.298	12.250	0.048	3100257	1.00000	1.00 (AM2)
114 C-36	15.181	15.144	0.037	2886196	1.00000	1.00 (AM2)
M 24 Alip C19-C36				24541732	8.00000	8.00

QC Flag Legend

- A - Target compound detected but, quantitated amount exceeded maximum amount.
- M2- Compound response manually integrated because Target system integrated incorrectly.

Data File: /chem/gcsv19b.i/2111103,b/sv19b052.d

Page 1

Date : 03-NOV-2011 12:55

Client ID: 1 84-15-4

Instrument: gcsv19b.i

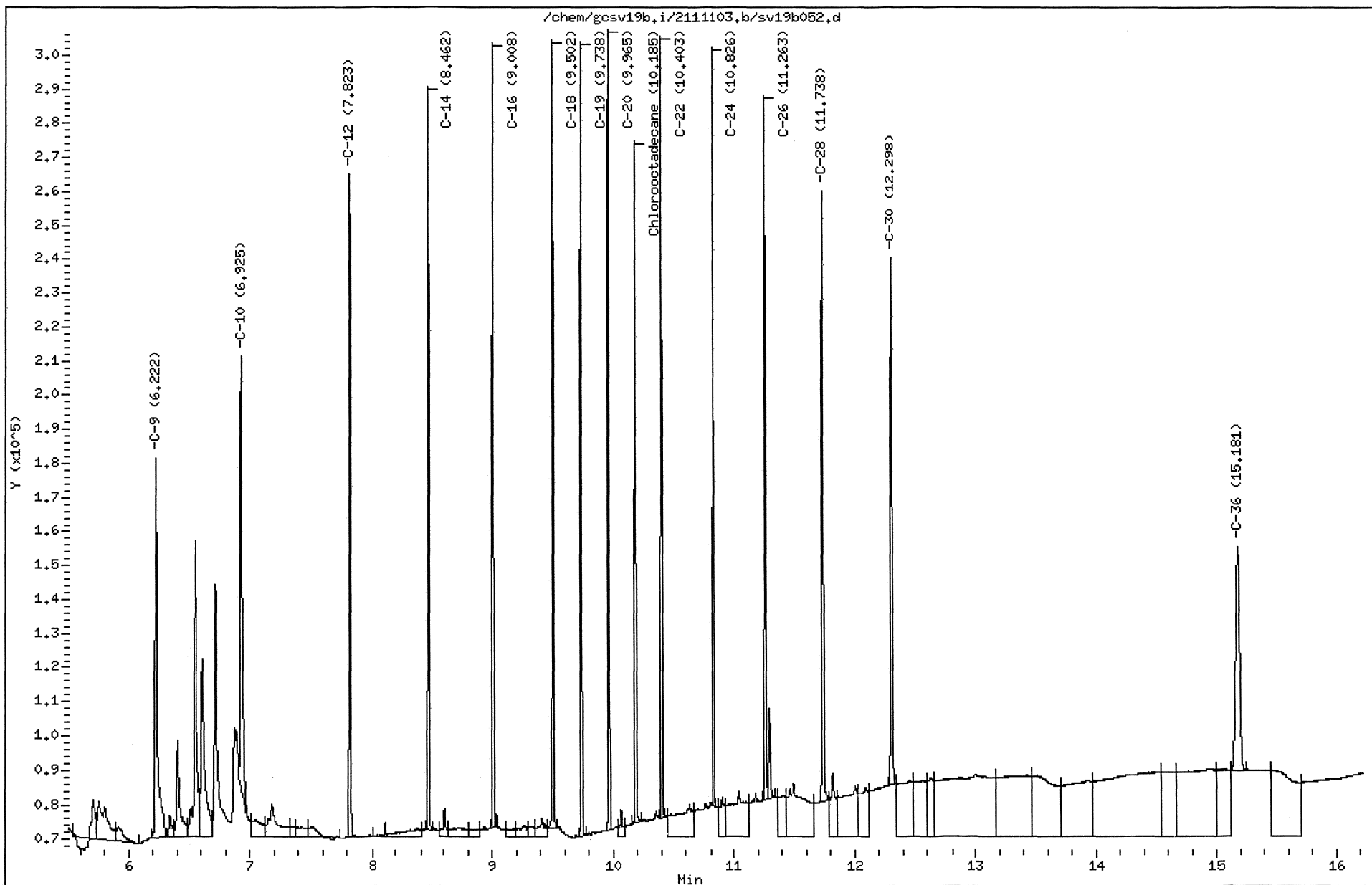
Sample Info: 1201x1 84-16-1

Volume Injected (uL): 1.0

Operator: smh

Column phase: DB-5MS-30M

Column diameter: 0.25

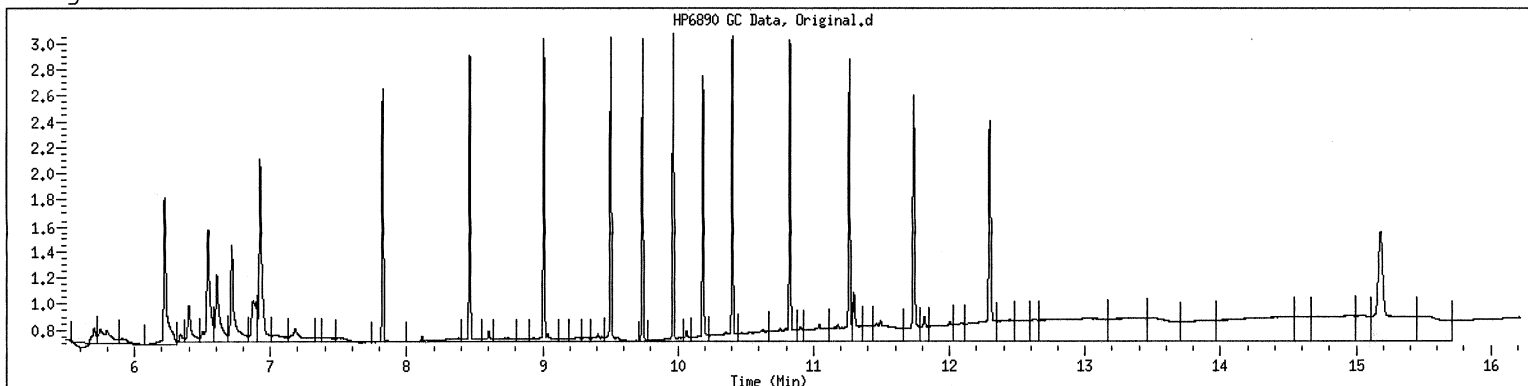


211110258 39

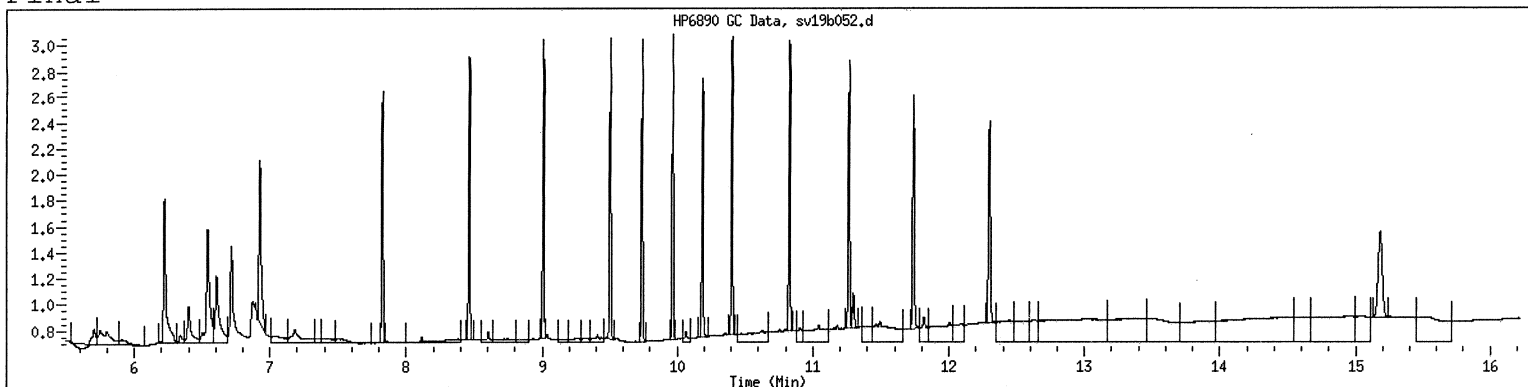
MANUAL INTEGRATION GRAPHIC REPORT

Lab ID : 1201 SampleType : CALIB_1
Injection Date: 11/03/2011 12:55 Instrument : gcsv19b.i
Operator : smh
Sample Info : 1201*1 84-16-1
Misc Info :
Method : /var/chem/gcsv19b.i/2111103.b/ALPHEPHmass.m
Dilution : 1.00
Matrix : WATER
Integrator : HP Genie Compound Sublist: ALmasseph

Original



Final



GCAL, Inc.

Data file : /var/chem/gcsv19b.i/2111103.b/sv19b053.d
 Lab Smp Id: 1202 Client Smp ID: 1 84-15-4
 Inj Date : 03-NOV-2011 13:18
 Operator : smh Inst ID: gcsv19b.i
 Smp Info : 1202*1 84-16-1
 Misc Info :
 Comment :
 Method : /var/chem/gcsv19b.i/2111103.b/ALPHEPHmass.m
 Meth Date : 08-Nov-2011 09:16 dlb Quant Type: ESTD
 Cal Date : 03-NOV-2011 13:18 Cal File: sv19b053.d
 Als bottle: 53 Calibration Sample, Level: 2
 Dil Factor: 1.00000
 Integrator: HP Genie Compound Sublist: ALmaseph.sub
 Target Version: 3.50
 Processing Host: org.gcal.com

Concentration Formula: Amt * DF * Uf * Vt / (Vo * Vi) * CpndVariable

Name	Value	Description
DF	1.00000	Dilution Factor
Vo	1000.00000	Volume of sample extracted (mL)
Vt	2000.00000	Volume of final extract (uL)
Vi	1.00000	Volume injected (uL)
Uf	1.00000	Correction factor

Cpnd Variable Local Compound Variable

Compounds	AMOUNTS						
	RT	EXP RT	DLT RT	RESPONSE	CAL-AMT (UG/ML)	ON-COL (UG/ML)	
1 C-9	6.225	6.232	-0.007	27956412	10.0000	9.80 (M2)	
2 C-10	6.929	6.929	0.000	28264251	10.0000	10.0 (M2)	
4 C-12	7.825	7.833	-0.008	28986541	10.0000	9.95 (M2)	
6 C-14	8.463	8.471	-0.008	29622947	10.0000	9.96 (M2)	
8 C-16	9.005	9.014	-0.009	30759729	10.0000	10.0 (M2)	
10 C-18	9.495	9.504	-0.009	31093127	10.0000	9.96 (M2)	
M 11 Alip C9-C18				176683007	60.0000	59.7	
12 C-19	9.726	9.774	-0.048	31065095	10.0000	10.0 (M2)	
13 C-20	9.950	9.957	-0.007	31463953	10.0000	10.1 (M2)	
\$ 15 Chlorooctadecane	10.165	10.217	-0.052	27917627	10.0000	10.1 (M2)	
16 C-22	10.379	10.384	-0.005	31603189	10.0000	10.1 (M2)	
18 C-24	10.792	10.796	-0.004	31828188	10.0000	10.2 (M2)	
20 C-26	11.219	11.223	-0.004	31991568	10.0000	10.2 (M2)	

Compounds	RT	EXP RT	DLT RT	RESPONSE	AMOUNTS	
					CAL-AMT (UG/ML)	ON-COL (UG/ML)
22 C-28	11.688	11.724	-0.036	31603121	10.0000	10.1 (M2)
115 C-30	12.243	12.250	-0.007	31878310	10.0000	10.1 (AM2)
114 C-36	15.117	15.144	-0.027	30029788	10.0000	10.2 (AM2)
M 24 Alip C19-C36				251463212	80.0000	81.0

QC Flag Legend

- A - Target compound detected but, quantitated amount exceeded maximum amount.
- M2- Compound response manually integrated because Target system integrated incorrectly.

Data File: /chem/gcsv19b,i/2111103,b/sv19b053,d

Page 1

Date : 03-NOV-2011 13:18

Client ID: 1 84-15-4

Instrument: gcsv19b.i

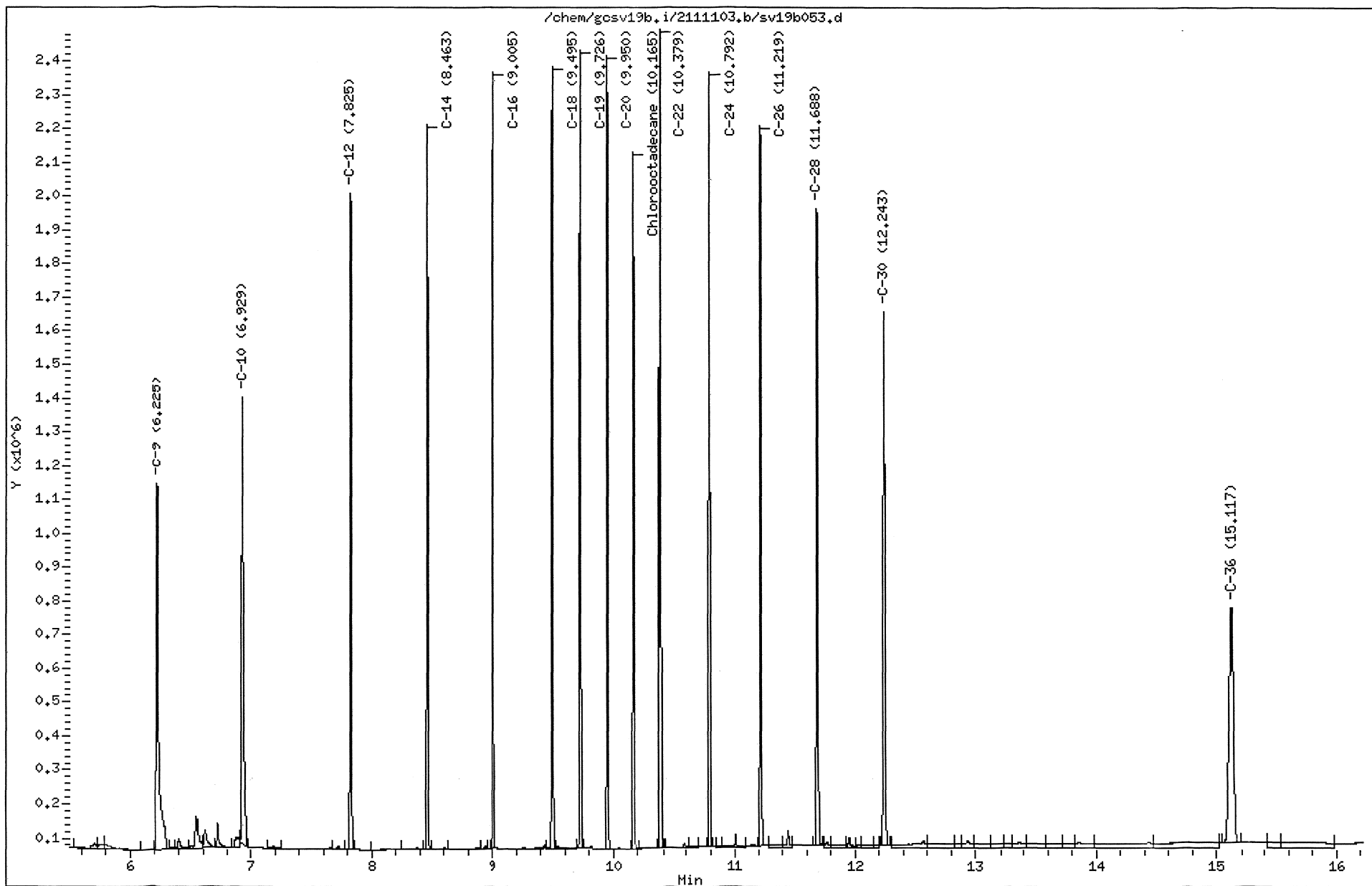
Sample Info: 1202*1 84-16-1

Volume Injected (uL): 1.0

Operator: smh

Column phase: DB-5MS-30M

Column diameter: 0.25

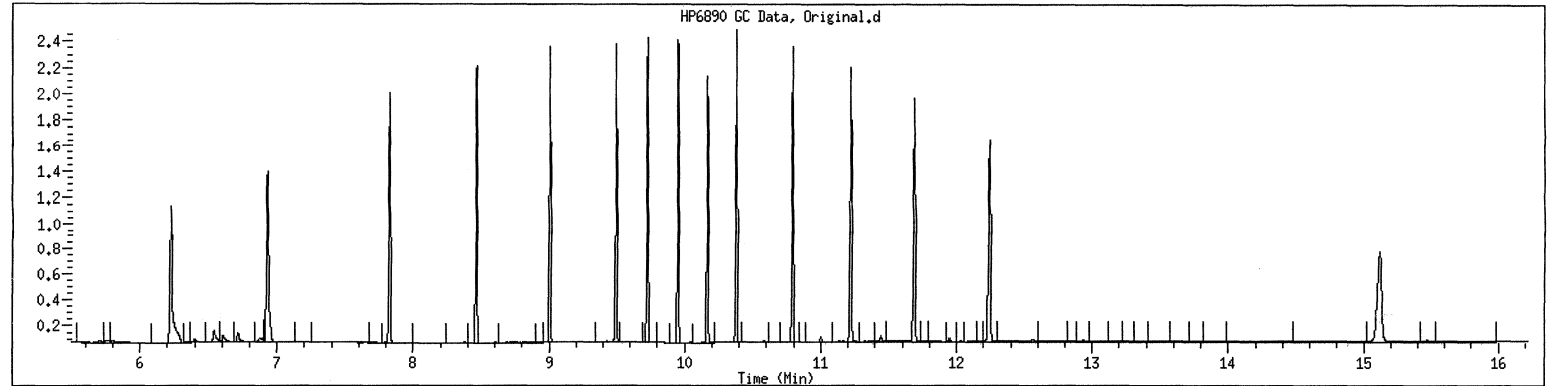


211110258 43

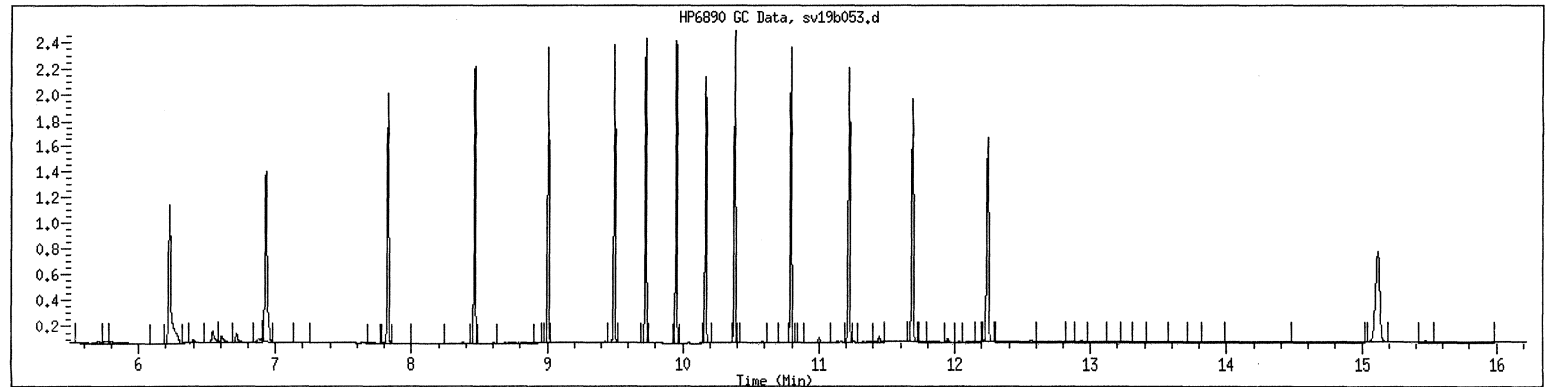
MANUAL INTEGRATION GRAPHIC REPORT

Lab ID : 1202
Injection Date: 11/03/2011 13:18
Operator : smh
Sample Info : 1202*1 84-16-1
Misc Info :
Method : /var/chem/gcsv19b.i/2111103.b/ALPHEPHmass.m
Dilution : 1.00
Matrix : WATER
Integrator : HP Genie
SampleType : CALIB_2
Instrument : gcsv19b.i
Compound Sublist: ALmasseph

Original



Final



GCAL, Inc.

Data file : /var/chem/gcsv19b.i/2111103.b/sv19b054.d
 Lab Smp Id: 1203 Client Smp ID: 1 84-15-4
 Inj Date : 03-NOV-2011 13:42
 Operator : smh Inst ID: gcsv19b.i
 Smp Info : 1203*1 84-16-1
 Misc Info :
 Comment :
 Method : /var/chem/gcsv19b.i/2111103.b/ALPHEPHmass.m
 Meth Date : 08-Nov-2011 09:16 dlb Quant Type: ESTD
 Cal Date : 03-NOV-2011 13:42 Cal File: sv19b054.d
 Als bottle: 54 Calibration Sample, Level: 3
 Dil Factor: 1.00000
 Integrator: HP Genie Compound Sublist: ALmasseph.sub
 Target Version: 3.50
 Processing Host: org.gcal.com

Concentration Formula: Amt * DF * Uf * Vt / (Vo * Vi) * CpndVariable

Name	Value	Description
DF	1.00000	Dilution Factor
Vo	1000.00000	Volume of sample extracted (mL)
Vt	2000.00000	Volume of final extract (uL)
Vi	1.00000	Volume injected (uL)
Uf	1.00000	Correction factor

Cpnd Variable Local Compound Variable

Compounds	AMOUNTS						
	RT	EXP RT	DLT RT	RESPONSE	CAL-AMT (UG/ML)	ON-COL (UG/ML)	
1 C-9	6.230	6.232	-0.002	133779709	50.0000	47.9	
2 C-10	6.931	6.929	0.002	135883716	50.0000	48.9	
4 C-12	7.828	7.833	-0.005	138223627	50.0000	48.3	
6 C-14	8.466	8.471	-0.005	143117588	50.0000	48.7	
8 C-16	9.008	9.014	-0.006	147808492	50.0000	48.7	
10 C-18	9.497	9.504	-0.007	149338101	50.0000	48.5	
M 11 Alip C9-C18				848151233	300.000	291	
12 C-19	9.729	9.774	-0.045	149108539	50.0000	48.7	
13 C-20	9.951	9.957	-0.006	150914449	50.0000	48.9	
\$ 15 Chlorooctadecane	10.165	10.217	-0.052	136178585	50.0000	49.5	
16 C-22	10.378	10.384	-0.006	152049887	50.0000	49.1	
18 C-24	10.789	10.796	-0.007	154912784	50.0000	49.6	
20 C-26	11.216	11.223	-0.007	156048078	50.0000	49.7	

Report Date: 08-Nov-2011 09:16

Compounds	RT	EXP RT	DLT RT	RESPONSE	AMOUNTS	
					CAL-AMT (UG/ML)	ON-COL (UG/ML)
22 C-28	11.684	11.724	-0.040	154342550	50.0000	49.6
115 C-30	12.240	12.250	-0.010	155633447	50.0000	49.7 (A)
114 C-36	15.131	15.144	-0.013	147575152	50.0000	50.1 (A)
M 24 Alip C19-C36				1220584886	400.000	395

QC Flag Legend

A - Target compound detected but, quantitated amount exceeded maximum amount.

Data File: /chem/gosv19b,i/2111103,b/sv19b054,d

Page 1

Date : 03-NOV-2011 13:42

Client ID: 1 84-15-4

Instrument: gosv19b,i

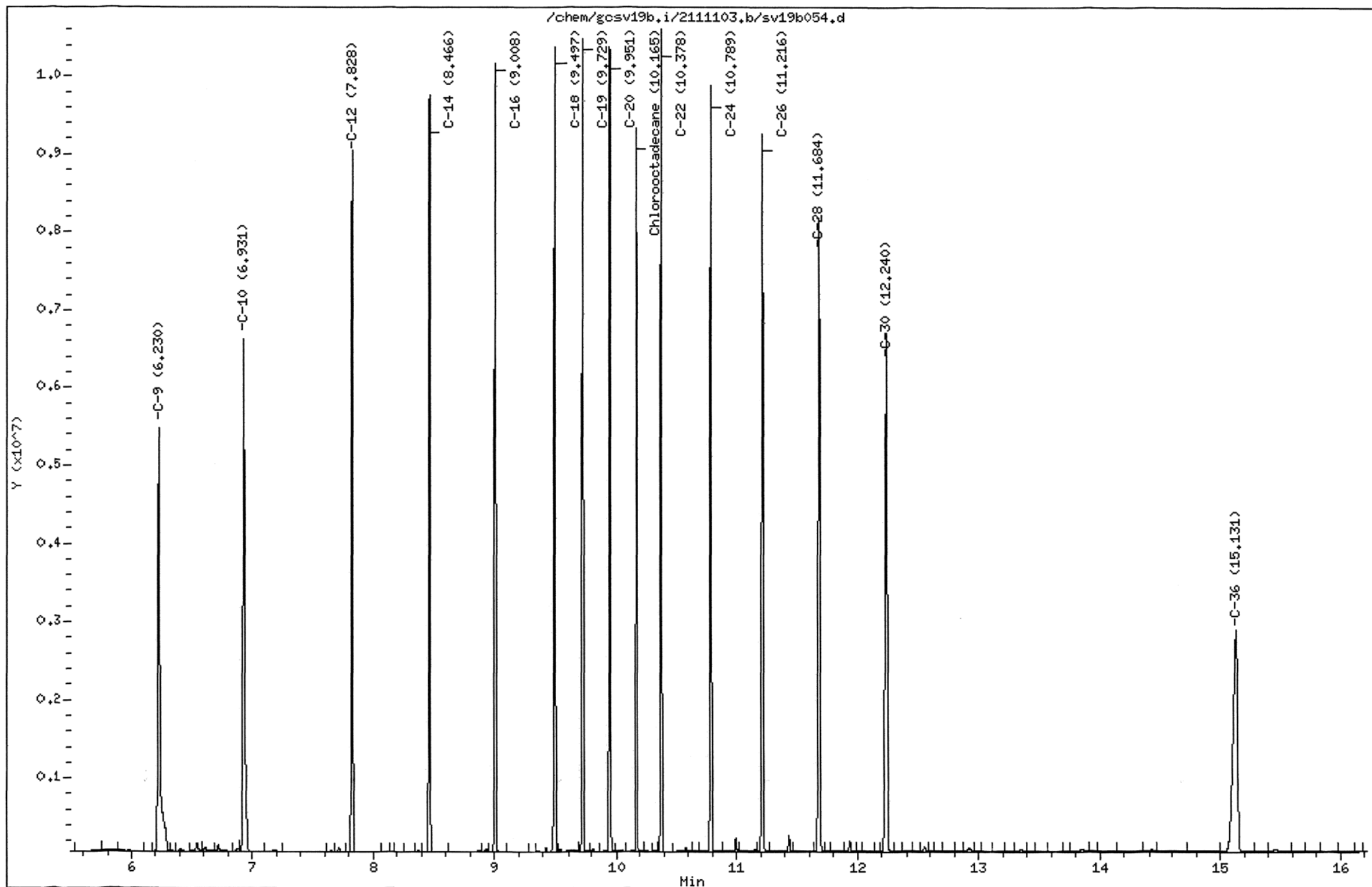
Sample Info: 1203*1 84-16-1

Volume Injected (uL): 1.0

Operator: smh

Column phase: DB-5MS-30M

Column diameter: 0,25



211110258 47

GCAL, Inc.

Data file : /var/chem/gcsv19b.i/2111103.b/sv19b055.d
 Lab Smp Id: 1204 Client Smp ID: 1 84-15-4
 Inj Date : 03-NOV-2011 14:06
 Operator : smh Inst ID: gcsv19b.i
 Smp Info : 1204*1 84-16-1
 Misc Info :
 Comment :
 Method : /var/chem/gcsv19b.i/2111103.b/ALPHEPHmass.m
 Meth Date : 08-Nov-2011 09:16 dlb Quant Type: ESTD
 Cal Date : 03-NOV-2011 14:06 Cal File: sv19b055.d
 Als bottle: 55 Calibration Sample, Level: 4
 Dil Factor: 1.00000
 Integrator: HP Genie Compound Sublist: ALmasseph.sub
 Target Version: 3.50
 Processing Host: org.gcal.com

Concentration Formula: Amt * DF * Uf * Vt / (Vo * Vi) * CpndVariable

Name	Value	Description
DF	1.00000	Dilution Factor
Vo	1000.00000	Volume of sample extracted (mL)
Vt	2000.00000	Volume of final extract (uL)
Vi	1.00000	Volume injected (uL)
Uf	1.00000	Correction factor

Cpnd Variable Local Compound Variable

Compounds	AMOUNTS						
	RT	EXP RT	DLT RT	RESPONSE	CAL-AMT (UG/ML)	ON-COL (UG/ML)	
1 C-9	6.234	6.232	0.002	267905092	100.000	96.9	
2 C-10	6.936	6.929	0.007	275258180	100.000	99.2	
4 C-12	7.831	7.833	-0.002	277484130	100.000	97.7	
6 C-14	8.469	8.471	-0.002	286298081	100.000	98.1	
8 C-16	9.012	9.014	-0.002	297290630	100.000	98.4	
10 C-18	9.502	9.504	-0.002	301232611	100.000	98.4	
M 11 Alip C9-C18				1705468724	600.000	589	
12 C-19	9.733	9.774	-0.041	301524643	100.000	98.8	
13 C-20	9.957	9.957	0.000	305126115	100.000	99.1	
\$ 15 Chlorooctadecane	10.172	10.217	-0.045	277140629	100.000	100	
16 C-22	10.385	10.384	0.001	307318934	100.000	99.5	
18 C-24	10.798	10.796	0.002	312420640	100.000	100	
20 C-26	11.227	11.223	0.004	315354910	100.000	100	

Compounds	RT	EXP RT	DLT RT	RESPONSE	AMOUNTS	
					CAL-AMT (UG/ML)	ON-COL (UG/ML)
22 C-28	11.697	11.724	-0.027	312584380	100.000	100
115 C-30	12.256	12.250	0.006	315370277	100.000	100 (A)
114 C-36	15.168	15.144	0.024	296156565	100.000	100 (A)
M 24 Alip C19-C36				2465856464	800.000	799

QC Flag Legend

A - Target compound detected but, quantitated amount exceeded maximum amount.

Date : 03-NOV-2011 14:06

Client ID: 1 84-15-4

Sample Info: 1204*1 84-16-1

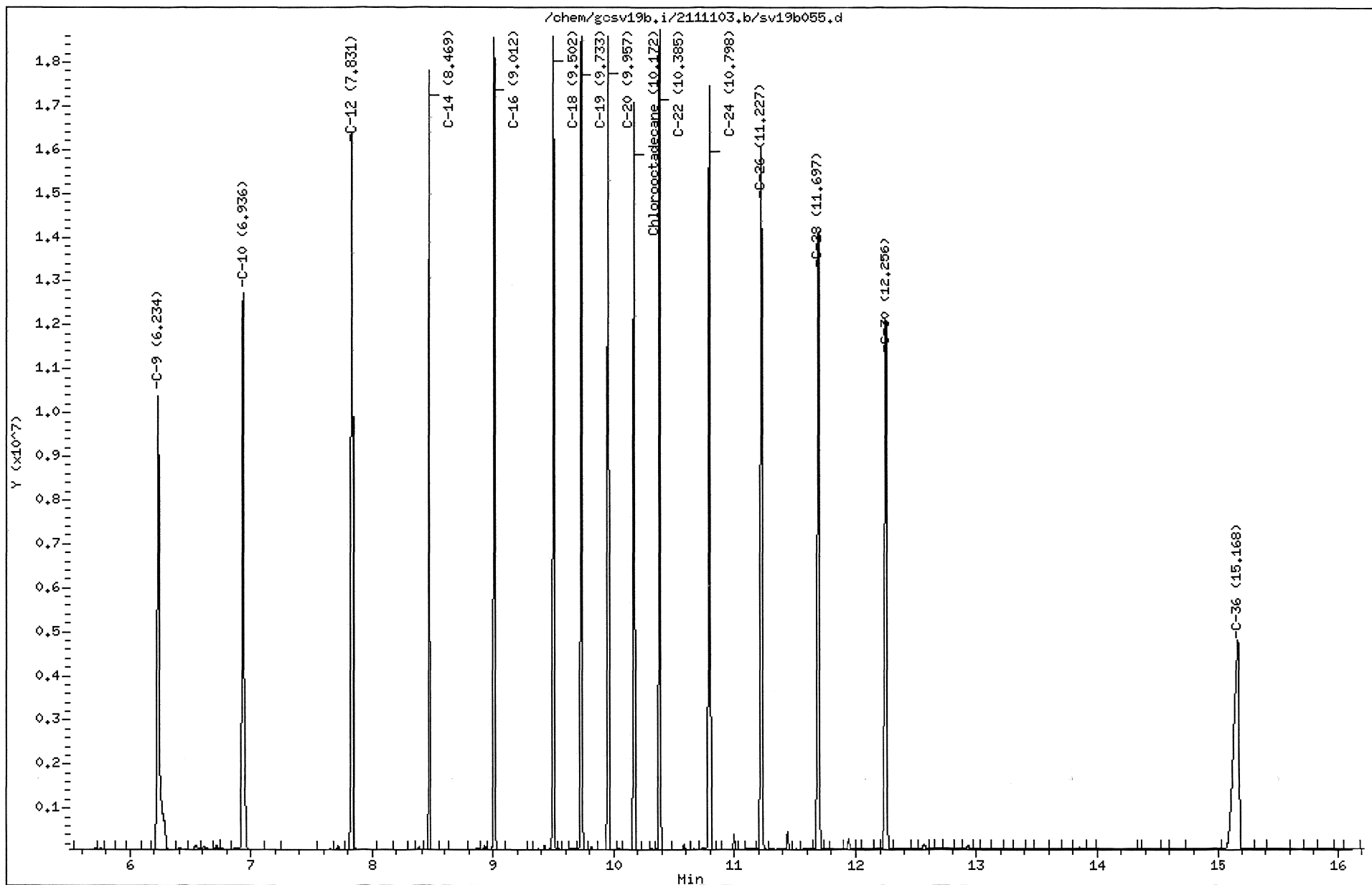
Volume Injected (uL): 1.0

Column phase: DB-5MS-30M

Instrument: gcsv19b.i

Operator: smh

Column diameter: 0,25



GCAL, Inc.

Data file : /var/chem/gcsv19b.i/2111103.b/sv19b056.d
 Lab Smp Id: 1205 Client Smp ID: 1 84-15-4
 Inj Date : 03-NOV-2011 14:30
 Operator : smh Inst ID: gcsv19b.i
 Smp Info : 1205*1 84-16-1
 Misc Info :
 Comment :
 Method : /var/chem/gcsv19b.i/2111103.b/ALPHEPHmass.m
 Meth Date : 08-Nov-2011 09:16 dlb Quant Type: ESTD
 Cal Date : 03-NOV-2011 14:30 Cal File: sv19b056.d
 Als bottle: 56 Calibration Sample, Level: 5
 Dil Factor: 1.00000
 Integrator: HP Genie Compound Sublist: ALmaseph.sub
 Target Version: 3.50
 Processing Host: org.gcal.com

Concentration Formula: Amt * DF * Uf * Vt / (Vo * Vi) * CpndVariable

Name	Value	Description
DF	1.00000	Dilution Factor
Vo	1000.00000	Volume of sample extracted (mL)
Vt	2000.00000	Volume of final extract (uL)
Vi	1.00000	Volume injected (uL)
Uf	1.00000	Correction factor

Cpnd Variable Local Compound Variable

Compounds	AMOUNTS						
	RT	EXP RT	DLT RT	RESPONSE	CAL-AMT (UG/ML)	ON-COL (UG/ML)	
1 C-9	6.235	6.232	0.003	507851786	200.000	187	
2 C-10	6.940	6.929	0.011	520005449	200.000	190	
4 C-12	7.836	7.833	0.003	528388238	200.000	189	
6 C-14	8.473	8.471	0.002	543318717	200.000	189	
8 C-16	9.016	9.014	0.002	566851761	200.000	190	
10 C-18	9.505	9.504	0.001	573206156	200.000	190	
M 11 Alip C9-C18				3239622107	1200.00	1130	
12 C-19	9.736	9.774	-0.038	575420346	200.000	191	
13 C-20	9.959	9.957	0.002	583100339	200.000	191	
\$ 15 Chlorooctadecane	10.174	10.217	-0.043	533215722	200.000	195	
16 C-22	10.386	10.384	0.002	588506366	200.000	192	
18 C-24	10.798	10.796	0.002	599716399	200.000	194	
20 C-26	11.226	11.223	0.003	606614444	200.000	194	

Compounds	RT	EXP RT	DLT RT	RESPONSE	AMOUNTS	
					CAL-AMT (UG/ML)	ON-COL (UG/ML)
-----	==	-----	-----	-----	-----	-----
22 C-28	11.698	11.724	-0.026	603997432	200.000	195
115 C-30	12.259	12.250	0.009	609448655	200.000	195 (A)
114 C-36	15.188	15.144	0.044	565185453	200.000	193 (A)
M 24 Alip C19-C36				4731989434	1600.00	1550

QC Flag Legend

A - Target compound detected but, quantitated amount exceeded maximum amount.

Date : 03-NOV-2011 14:30

Client ID: 1 84-15-4

Sample Info: 1205x1 84-16-1

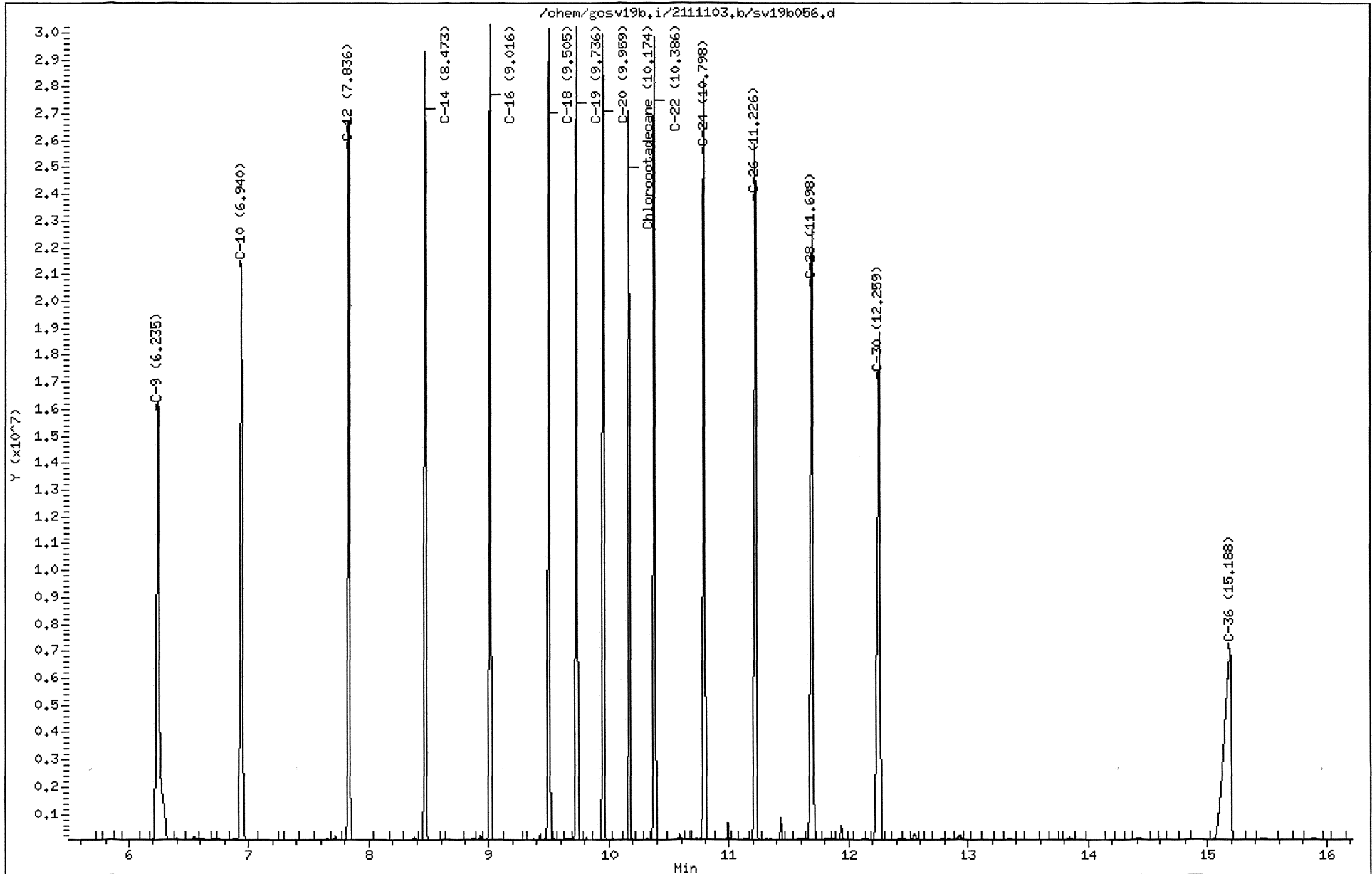
Volume Injected (uL): 1.0

Column phase: DB-5MS-30M

Instrument: gcsv19b.i

Operator: smh

Column diameter: 0.25



GCAL, Inc.

RECOVERY REPORT

Client Name: Client SDG: 2111103
 Sample Matrix: LIQUID Fraction: SV
 Lab Smp Id: 1600 Client Smp ID: 1 84-16-2
 Level: LOW Operator: smh
 Data Type: GC MULTI COMP SampleType: LCS
 SpikeList File: alphicv-new.spk Quant Type: ESTD
 Sublist File: ALmasseph.sub
 Method File: /var/chem/gcsv19b.i/2111103.b/ALPHEPHmass.m
 Misc Info:

SPIKE COMPOUND	CONC ADDED ug/L	CONC RECOVERED ug/L	% RECOVERED	LIMITS
1 C-9	50.0	46.8	93.57	75-125
2 C-10	50.0	48.1	96.14	75-125
4 C-12	50.0	47.6	95.30	75-125
6 C-14	50.0	47.2	94.33	75-125
8 C-16	50.0	47.1	94.27	75-125
10 C-18	50.0	48.3	96.60	75-125
12 C-19	50.0	49.1	98.26	75-125
13 C-20	50.0	49.1	98.17	75-125
16 C-22	50.0	49.5	98.94	75-125
18 C-24	50.0	49.0	97.98	75-125
20 C-26	50.0	49.0	97.97	75-125
22 C-28	50.0	48.7	97.32	75-125
114 C-36	50.0	50.0	100.09	75-125

SURROGATE COMPOUND	CONC ADDED ug/L	CONC RECOVERED ug/L	% RECOVERED	LIMITS
\$ 15 Chlorooctadecane	40000	0.00	*	40-140

GCAL, Inc.

Data file : /var/chem/gcsv19b.i/2111103.b/sv19b057.d
 Lab Smp Id: 1600 Client Smp ID: 1 84-16-2
 Inj Date : 03-NOV-2011 14:54
 Operator : smh Inst ID: gcsv19b.i
 Smp Info : 1600*1 84-16-2
 Misc Info :
 Comment :
 Method : /var/chem/gcsv19b.i/2111103.b/ALPHEPHmass.m
 Meth Date : 04-Nov-2011 09:50 smh Quant Type: ESTD
 Cal Date : 03-NOV-2011 14:30 Cal File: sv19b056.d
 Als bottle: 57 QC Sample: LCS
 Dil Factor: 1.00000
 Integrator: HP Genie Compound Sublist: ALmasseph.sub
 Target Version: 3.50
 Processing Host: org.gcal.com

Concentration Formula: Amt * DF * Uf * Vt / (Vo * Vi) * CpndVariable

Name	Value	Description
DF	1.00000	Dilution Factor
Vo	1.00000	Volume of sample extracted (mL)
Vt	1.00000	Volume of final extract (uL)
Vi	1.00000	Volume injected (uL)
Uf	1.00000	Correction factor

Cpnd Variable Local Compound Variable

Compounds	RT	EXP RT	DLT RT	RESPONSE	CONCENTRATIONS	
					ON-COLUMN (UG/ML)	FINAL (ug/L)
1 C-9	6.229	6.232	-0.003	127218912	46.7830	46.8
2 C-10	6.931	6.929	0.002	131668495	48.0680	48.1
4 C-12	7.828	7.833	-0.005	133484208	47.6481	47.6
6 C-14	8.466	8.471	-0.005	135740381	47.1626	47.2
8 C-16	9.008	9.014	-0.006	140615142	47.1372	47.1
10 C-18	9.497	9.504	-0.007	145930395	48.3007	48.3
M 11 Alip C9-C18				814657533	285.135	285
12 C-19	9.728	9.774	-0.046	148243248	49.1321	49.1
13 C-20	9.950	9.957	-0.007	149480953	49.0856	49.1
16 C-22	10.377	10.384	-0.007	151407787	49.4692	49.5
18 C-24	10.788	10.796	-0.008	151784501	48.9880	49.0
20 C-26	11.213	11.223	-0.010	152831618	48.9831	49.0
22 C-28	11.681	11.724	-0.043	150648000	48.6591	48.7

Compounds	RT	EXP RT	DLT RT	RESPONSE	CONCENTRATIONS	
					ON-COLUMN (UG/ML)	FINAL (ug/L)
=====	==	=====	=====	=====	=====	=====
115 C-30	12.224	12.250	-0.026	863815	0.27683	0.277 (A)
114 C-36	15.130	15.144	-0.014	146419842	50.0472	50.0 (A)
M 24 Alip C19-C36				1051679764	343.635	344

QC Flag Legend

A - Target compound detected but, quantitated amount exceeded maximum amount.

Data File: /chem/gcsv19b.i/2111103.b/sv19b057.d

Page 1

Date : 03-NOV-2011 14:54

Client ID: 1 84-16-2

Instrument: gcsv19b.i

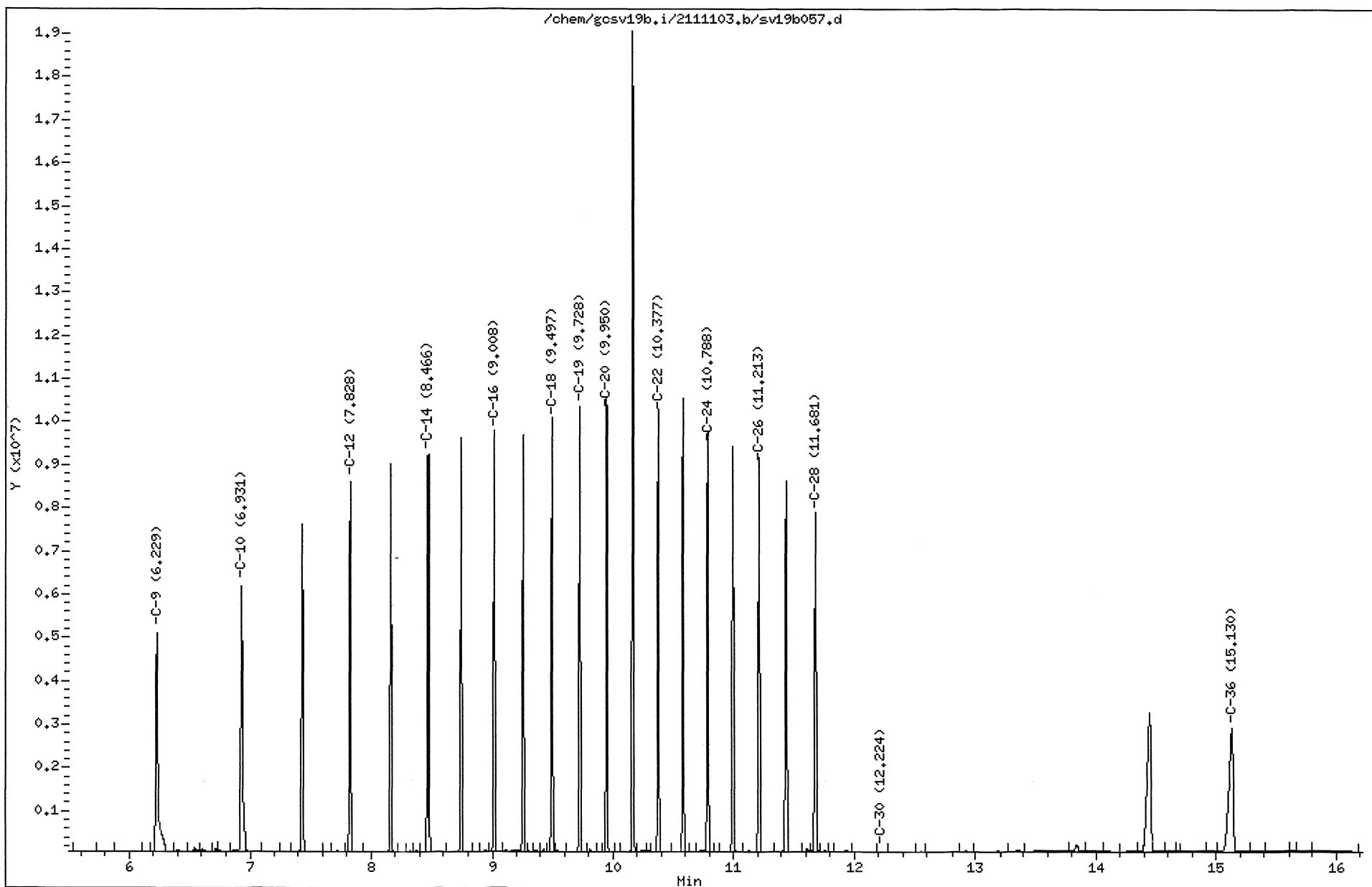
Sample Info: 1600x1 84-16-2

Volume Injected (uL): 1.0

Operator: smh

Column phase: DB-5MS-30M

Column diameter: 0.25



211110258 60

GCAL, Inc.

CONTINUING CALIBRATION COMPOUNDS

Instrument ID: gcsv19b.i Injection Date: 04-NOV-2011 09:12
 Lab File ID: sv19b053.d Init. Cal. Date(s): 03-NOV-2011 03-NOV-2011
 Analysis Type: WATER Init. Cal. Times: 12:55 14:30
 Lab Sample ID: 1400 Quant Type: ESTD
 Method: /var/chem/gcsv19b.i/2111104.b/ALPHEPHmass.m

COMPOUND	RRF / AMOUNT	RF50	MIN		MAX		CURVE TYPE
			RRF	%D	%D	%DRIFT	
1 C-9	2719340	2365533	0.010	13.01075	25.00000	Averaged	
2 C-10	2739215	2446747	0.010	10.67710	25.00000	Averaged	
4 C-12	2801460	2459169	0.010	12.21829	25.00000	Averaged	
6 C-14	2878136	2530922	0.010	12.06385	25.00000	Averaged	
8 C-16	2983102	2629735	0.010	11.84563	25.00000	Averaged	
10 C-18	3021289	2649368	0.010	12.31001	25.00000	Averaged	
M 11 Alip C9-C18	2857090	2513579	0.010	12.02312	25.00000	Averaged	
12 C-19	3017239	2648833	0.010	12.21005	25.00000	Averaged	
13 C-20	3045314	2681325	0.010	11.95243	25.00000	Averaged	
S 15 Chlorooctadecane	2739581	2405528	0.010	12.19356	25.00000	Averaged	
16 C-22	3060647	2701322	0.010	11.74016	25.00000	Averaged	
18 C-24	3098402	2735843	0.010	11.70147	25.00000	Averaged	
20 C-26	3120089	2767306	0.010	11.30680	25.00000	Averaged	
22 C-28	3095987	2745481	0.010	11.32130	25.00000	Averaged	
115 C-30	3120341	2775943	0.010	11.03719	25.00000	Averaged	
114 C-36	2925634	2622070	0.010	10.37602	25.00000	Averaged	
M 24 Alip C19-C36	3060457	2709765	0.010	11.45879	25.00000	Averaged	

Average %D / Drift Results.

 Calculated Average %D/Drift = 11.73215
 Maximun Average %D/Drift = 25.00000
 * Passed Average %D/Drift Test.

GCAL, Inc.

Data file : /var/chem/gcsv19b.i/2111104.b/sv19b053.d
 Lab Smp Id: 1400 Client Smp ID: 1 84-16-1
 Inj Date : 04-NOV-2011 09:12
 Operator : smh Inst ID: gcsv19b.i
 Smp Info : 1400*1 84-16-1
 Misc Info :
 Comment :
 Method : /var/chem/gcsv19b.i/2111104.b/ALPHEPHmass.m
 Meth Date : 08-Nov-2011 13:36 smh Quant Type: ESTD
 Cal Date : 03-NOV-2011 14:30 Cal File: sv19b056.d
 Als bottle: 53 Continuing Calibration Sample
 Dil Factor: 1.00000
 Integrator: HP Genie Compound Sublist: ALmaseph.sub
 Target Version: 3.50
 Processing Host: org.gcal.com

Concentration Formula: Amt * DF * Uf * Vt / (Vo * Vi) * CpndVariable

Name	Value	Description
DF	1.00000	Dilution Factor
Vo	1000.00000	Volume of sample extracted (mL)
Vt	2000.00000	Volume of final extract (uL)
Vi	1.00000	Volume injected (uL)
Uf	1.00000	Correction factor

Cpnd Variable Local Compound Variable

Compounds	AMOUNTS					
	RT	EXP RT	DLT RT	RESPONSE	CAL-AMT (UG/ML)	ON-COL (UG/ML)
1 C-9	6.227	6.232	-0.005	118276670	50.0000	43.5
2 C-10	6.931	6.929	0.002	122337333	50.0000	44.7
4 C-12	7.827	7.833	-0.006	122958471	50.0000	43.9
6 C-14	8.464	8.471	-0.007	126546115	50.0000	44.0
8 C-16	9.007	9.014	-0.007	131486727	50.0000	44.1
10 C-18	9.496	9.504	-0.008	132468406	50.0000	43.8
M 11 Alip C9-C18				754073722	300.000	264
12 C-19	9.726	9.774	-0.048	132441629	50.0000	43.9
13 C-20	9.949	9.957	-0.008	134066257	50.0000	44.0
\$ 15 Chlorooctadecane	10.164	10.216	-0.052	120276424	50.0000	43.9
16 C-22	10.376	10.384	-0.008	135066104	50.0000	44.1
18 C-24	10.788	10.796	-0.008	136792174	50.0000	44.1
20 C-26	11.214	11.223	-0.009	138365315	50.0000	44.3

Compounds	RT	EXP RT	DLT RT	RESPONSE	AMOUNTS	
					CAL-AMT (UG/ML)	ON-COL (UG/ML)
=====	==	=====	=====	=====	=====	=====
22 C-28	11.682	11.724	-0.042	137274066	50.0000	44.3
115 C-30	12.237	12.249	-0.012	138797128	50.0000	44.5 (A)
114 C-36	15.127	15.144	-0.017	131103492	50.0000	44.8 (A)
M 24 Alip C19-C36				1083906165	400.000	354

QC Flag Legend

A - Target compound detected but, quantitated amount exceeded maximum amount.

Date : 04-NOV-2011 09:12

Client ID: 1 84-16-1

Instrument: gcsv19b.i

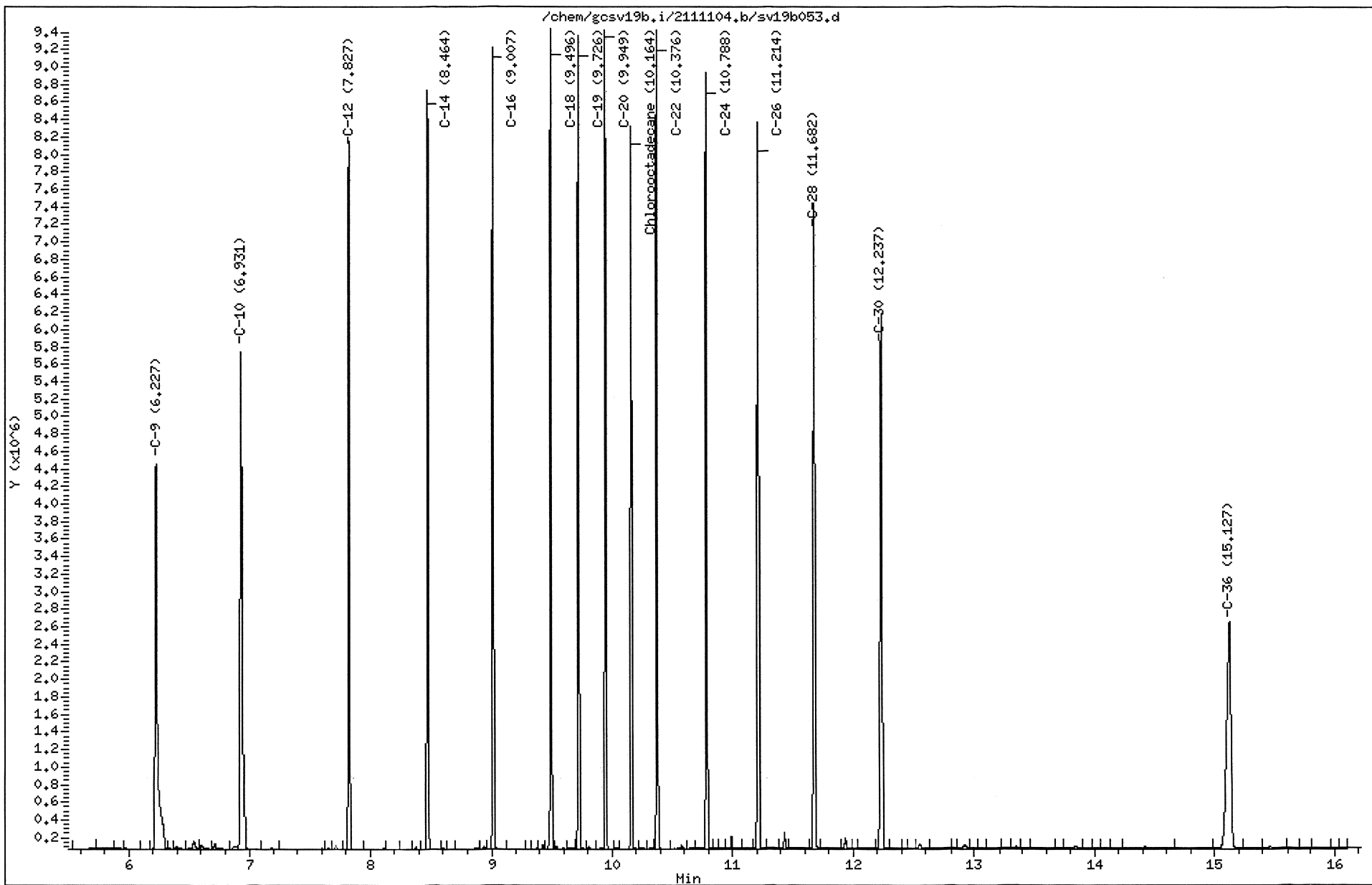
Sample Info: 1400x1 84-16-1

Volume Injected (uL): 1.0

Operator: smh

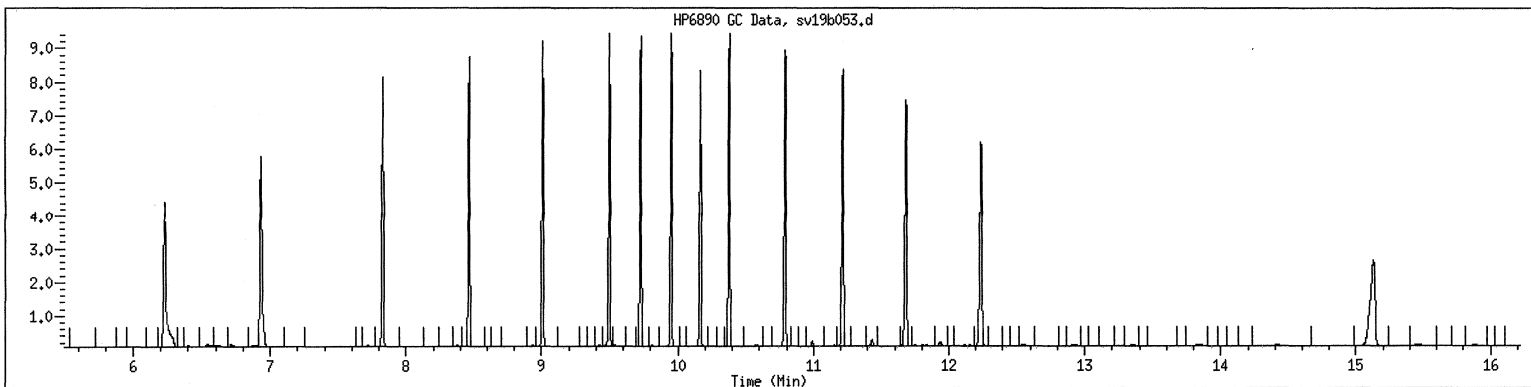
Column phase: DB-5MS-30M

Column diameter: 0.25



MANUAL INTEGRATION GRAPHIC REPORT

Lab ID : 1400 SampleType : CCALIB_3
Injection Date: 11/04/2011 09:12 Instrument : gcsv19b.i
Operator : smh
Sample Info : 1400*1 84-16-1
Misc Info :
Method : /var/chem/gcsv19b.i/2111104.b/ALPHEPHmass.m
Dilution : 1.00
Matrix : WATER
Integrator : HP Genie Compound Sublist: ALmasseph



NO MANUAL INTEGRATIONS

GCAL, Inc.

CONTINUING CALIBRATION COMPOUNDS

Instrument ID: gcsv19b.i Injection Date: 04-NOV-2011 15:45
 Lab File ID: sv19b065.d Init. Cal. Date(s): 03-NOV-2011 03-NOV-2011
 Analysis Type: WATER Init. Cal. Times: 12:55 14:30
 Lab Sample ID: 1400 Quant Type: ESTD
 Method: /var/chem/gcsv19b.i/2111104.b/ALPHEPHmass.m

COMPOUND	RRF / AMOUNT	RF50	MIN		MAX		CURVE TYPE
			RRF	%D / %DRIFT	%D	%DRIFT	
1 C-9	2719340	2613264	0.010	3.90079	25.00000	Averaged	
2 C-10	2739215	2663265	0.010	2.77270	25.00000	Averaged	
4 C-12	2801460	2714757	0.010	3.09493	25.00000	Averaged	
6 C-14	2878136	2778305	0.010	3.46861	25.00000	Averaged	
8 C-16	2983102	2885740	0.010	3.26377	25.00000	Averaged	
10 C-18	3021289	2913230	0.010	3.57658	25.00000	Averaged	
M 11 Alip C9-C18	2857090	2761427	0.010	3.34829	25.00000	Averaged	
12 C-19	3017239	2917827	0.010	3.29479	25.00000	Averaged	
13 C-20	3045314	2953584	0.010	3.01216	25.00000	Averaged	
\$ 15 Chlorooctadecane	2739581	2685289	0.010	1.98177	25.00000	Averaged	
16 C-22	3060647	2980997	0.010	2.60239	25.00000	Averaged	
18 C-24	3098402	3027070	0.010	2.30222	25.00000	Averaged	
20 C-26	3120089	3050819	0.010	2.22010	25.00000	Averaged	
22 C-28	3095987	3013888	0.010	2.65180	25.00000	Averaged	
115 C-30	3120341	3044490	0.010	2.43086	25.00000	Averaged	
114 C-36	2925634	2871101	0.010	1.86398	25.00000	Averaged	
M 24 Alip C19-C36	3060457	2982472	0.010	2.54813	25.00000	Averaged	

Average %D / Drift Results.
 =====
 Calculated Average %D/Drift = 2.84317
 Maximun Average %D/Drift = 25.00000
 * Passed Average %D/Drift Test.

GCAL, Inc.

Data file : /var/chem/gcsv19b.i/2111104.b/sv19b065.d
 Lab Smp Id: 1400 Client Smp ID: 1 84-16-1
 Inj Date : 04-NOV-2011 15:45
 Operator : smh Inst ID: gcsv19b.i
 Smp Info : 1400*1 84-16-1
 Misc Info :
 Comment :
 Method : /var/chem/gcsv19b.i/2111104.b/ALPHEPHmass.m
 Meth Date : 08-Nov-2011 13:57 smh Quant Type: ESTD
 Cal Date : 03-NOV-2011 14:30 Cal File: sv19b056.d
 Als bottle: 65 Continuing Calibration Sample
 Dil Factor: 1.00000
 Integrator: HP Genie Compound Sublist: ALmasseph.sub
 Target Version: 3.50
 Processing Host: org.gcal.com

Concentration Formula: Amt * DF * Uf * Vt / (Vo * Vi) * CpndVariable

Name	Value	Description
DF	1.00000	Dilution Factor
Vo	1000.00000	Volume of sample extracted (mL)
Vt	2000.00000	Volume of final extract (uL)
Vi	1.00000	Volume injected (uL)
Uf	1.00000	Correction factor

Cpnd Variable Local Compound Variable

Compounds	AMOUNTS						
	RT	EXP RT	DLT RT	RESPONSE	CAL-AMT (UG/ML)	ON-COL (UG/ML)	
1 C-9	6.229	6.232	-0.003	130663219	50.0000	48.0	
2 C-10	6.932	6.929	0.003	133163247	50.0000	48.6	
4 C-12	7.829	7.833	-0.004	135737833	50.0000	48.5	
6 C-14	8.467	8.471	-0.004	138915254	50.0000	48.3	
8 C-16	9.009	9.014	-0.005	144287003	50.0000	48.4	
10 C-18	9.498	9.504	-0.006	145661515	50.0000	48.2	
M 11 Alip C9-C18				828428071	300.000	290	
12 C-19	9.729	9.774	-0.045	145891353	50.0000	48.4	
13 C-20	9.952	9.957	-0.005	147679209	50.0000	48.5	
\$ 15 Chlorooctadecane	10.167	10.217	-0.050	134264437	50.0000	49.0	
16 C-22	10.379	10.384	-0.005	149049847	50.0000	48.7	
18 C-24	10.792	10.796	-0.004	151353497	50.0000	48.8	
20 C-26	11.219	11.223	-0.004	152540965	50.0000	48.9	

Compounds	RT	EXP RT	DLT RT	RESPONSE	AMOUNTS	
					CAL-AMT (UG/ML)	ON-COL (UG/ML)
22 C-28	11.687	11.725	-0.038	150694405	50.0000	48.7
115 C-30	12.243	12.250	-0.007	152224481	50.0000	48.8 (A)
114 C-36	15.137	15.145	-0.008	143555045	50.0000	49.1 (A)
M 24 Alip C19-C36				1192988802	400.000	390

QC Flag Legend

A - Target compound detected but, quantitated amount exceeded maximum amount.

Date : 04-NOV-2011 15:45

Client ID: 1 84-16-1

Sample Info: 1400x1 84-16-1

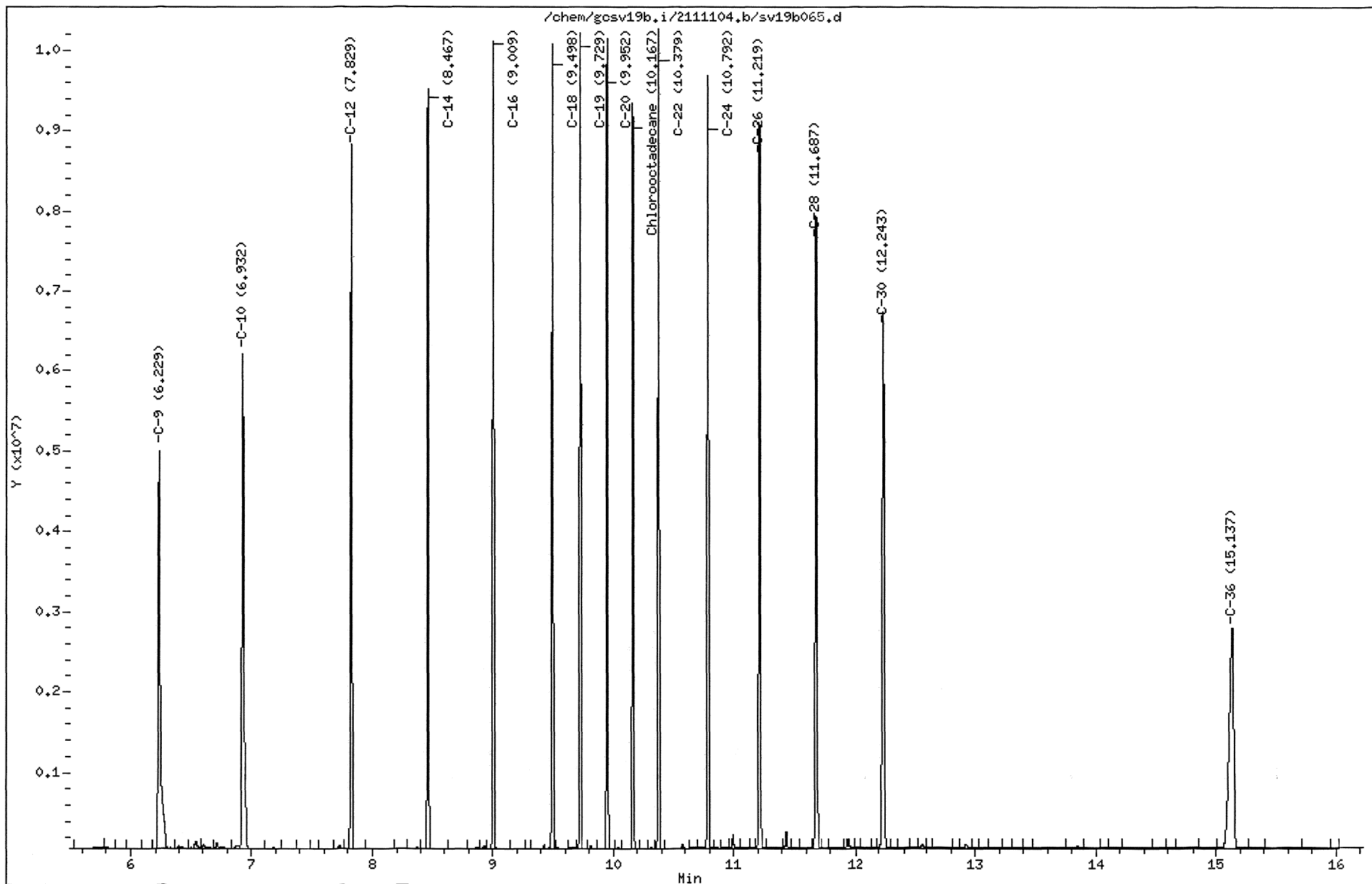
Volume Injected (uL): 1.0

Column phase: DB-5MS-30M

Instrument: gcsv19b.i

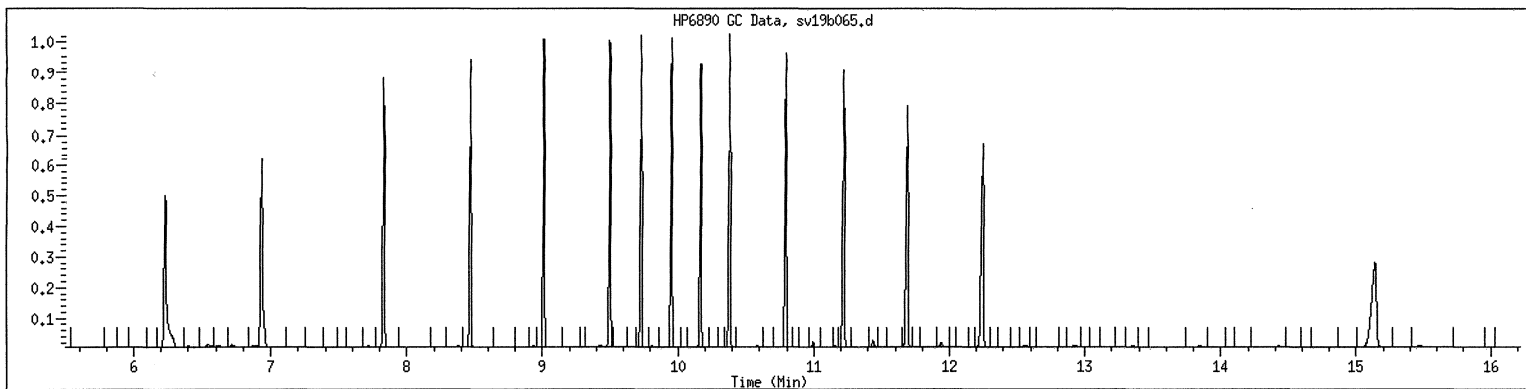
Operator: smh

Column diameter: 0.25



MANUAL INTEGRATION GRAPHIC REPORT

Lab ID : 1400 SampleType : CCALIB_3
Injection Date: 11/04/2011 15:45 Instrument : gcsv19b.i
Operator : smh
Sample Info : 1400*1 84-16-1
Misc Info :
Method : /var/chem/gcsv19b.i/2111104.b/ALPHEPHmass.m
Dilution : 1.00
Matrix : WATER
Integrator : HP Genie Compound Sublist: ALmasseph



NO MANUAL INTEGRATIONS

GCAL, Inc.

CONTINUING CALIBRATION COMPOUNDS

Instrument ID: gcsv19b.i Injection Date: 04-NOV-2011 21:26
 Lab File ID: sv19b079.d Init. Cal. Date(s): 03-NOV-2011 03-NOV-2011
 Analysis Type: WATER Init. Cal. Times: 12:55 14:30
 Lab Sample ID: 1400 Quant Type: ESTD
 Method: /var/chem/gcsv19b.i/2111104.b/ALPHEPHmass.m

COMPOUND	RRF / AMOUNT	RF50	MIN RRF	MAX %D / %DRIFT	CURVE TYPE
1 C-9	2719340	2581871	0.010	5.05525	Averaged
2 C-10	2739215	2671823	0.010	2.46029	Averaged
4 C-12	2801460	2693394	0.010	3.85748	Averaged
6 C-14	2878136	2768059	0.010	3.82460	Averaged
8 C-16	2983102	2866747	0.010	3.90046	Averaged
10 C-18	3021289	2887292	0.010	4.43511	Averaged
M 11 Alip C9-C18	2857090	2744864	0.010	3.92799	Averaged
12 C-19	3017239	2898780	0.010	3.92607	Averaged
13 C-20	3045314	2941955	0.010	3.39402	Averaged
\$ 15 Chlorooctadecane	2739581	2663692	0.010	2.77009	Averaged
16 C-22	3060647	2966763	0.010	3.06746	Averaged
18 C-24	3098402	3022447	0.010	2.45141	Averaged
20 C-26	3120089	3056143	0.010	2.04949	Averaged
22 C-28	3095987	3033627	0.010	2.01425	Averaged
115 C-30	3120341	3058955	0.010	1.96727	Averaged
114 C-36	2925634	2883428	0.010	1.44262	Averaged
M 24 Alip C19-C36	3060457	2982762	0.010	2.53865	Averaged

Average %D / Drift Results.

 Calculated Average %D/Drift = 3.12250
 Maximun Average %D/Drift = 25.00000
 * Passed Average %D/Drift Test.

GCAL, Inc.

Data file : /var/chem/gcsv19b.i/2111104.b/sv19b079.d
 Lab Smp Id: 1400 Client Smp ID: 1 84-16-1
 Inj Date : 04-NOV-2011 21:26
 Operator : smh Inst ID: gcsv19b.i
 Smp Info : 1400*1 84-16-1
 Misc Info :
 Comment :
 Method : /var/chem/gcsv19b.i/2111104.b/ALPHEPHmass.m
 Meth Date : 08-Nov-2011 14:08 smh Quant Type: ESTD
 Cal Date : 03-NOV-2011 14:30 Cal File: sv19b056.d
 Als bottle: 79 Continuing Calibration Sample
 Dil Factor: 1.00000
 Integrator: HP Genie Compound Sublist: ALmaseph.sub
 Target Version: 3.50
 Processing Host: org.gcal.com

Concentration Formula: Amt * DF * Uf * Vt / (Vo * Vi) * CpndVariable

Name	Value	Description
DF	1.00000	Dilution Factor
Vo	1000.00000	Volume of sample extracted (mL)
Vt	2000.00000	Volume of final extract (uL)
Vi	1.00000	Volume injected (uL)
Uf	1.00000	Correction factor

Cpnd Variable Local Compound Variable

Compounds	AMOUNTS						
	RT	EXP RT	DLT RT	RESPONSE	CAL-AMT (UG/ML)	ON-COL (UG/ML)	
1 C-9	6.229	6.232	-0.003	129093531	50.0000	47.5	
2 C-10	6.932	6.929	0.003	133591133	50.0000	48.8	
4 C-12	7.828	7.833	-0.005	134669711	50.0000	48.1	
6 C-14	8.466	8.471	-0.005	138402964	50.0000	48.1	
8 C-16	9.008	9.014	-0.006	143337352	50.0000	48.0	
10 C-18	9.497	9.504	-0.007	144364588	50.0000	47.8	
M 11 Alip C9-C18				823459279	300.000	288	
12 C-19	9.727	9.774	-0.047	144939003	50.0000	48.0	
13 C-20	9.950	9.957	-0.007	147097767	50.0000	48.3	
\$ 15 Chlorooctadecane	10.164	10.216	-0.052	133184608	50.0000	48.6	
16 C-22	10.376	10.384	-0.008	148338149	50.0000	48.5	
18 C-24	10.787	10.796	-0.009	151122368	50.0000	48.8	
20 C-26	11.212	11.223	-0.011	152807139	50.0000	49.0	

Compounds	RT	EXP RT	DLT RT	RESPONSE	AMOUNTS	
					CAL-AMT (UG/ML)	ON-COL (UG/ML)
22 C-28	11.680	11.724	-0.044	151681326	50.0000	49.0
115 C-30	12.236	12.249	-0.013	152947749	50.0000	49.0 (A)
114 C-36	15.127	15.144	-0.017	144171415	50.0000	49.3 (A)
M 24 Alip C19-C36				1193104916	400.000	390

QC Flag Legend

A - Target compound detected but, quantitated amount exceeded maximum amount.

Date : 04-NOV-2011 21:26

Client ID: 1 84-16-1

Sample Info: 1400x1 84-16-1


Volume Injected (uL): 1.0

Column phase: DB-5MS-30M

Instrument: gcsv19b.i

Operator: smh

Column diameter: 0.25



GCAL, Inc.

CONTINUING CALIBRATION COMPOUNDS

Instrument ID: gcsv19b.i Injection Date: 05-NOV-2011 03:02
 Lab File ID: sv19b093.d Init. Cal. Date(s): 03-NOV-2011 03-NOV-2011
 Analysis Type: WATER Init. Cal. Times: 12:55 14:30
 Lab Sample ID: 1400 Quant Type: ESTD
 Method: /var/chem/gcsv19b.i/2111104.b/ALPHEPHmass.m

COMPOUND	RRF / AMOUNT	MIN		MAX		CURVE TYPE
		RF50	RRF	%D / %DRIFT	%D / %DRIFT	
1 C-9	2719340	2616131	0.010	3.79539	25.00000	Averaged
2 C-10	2739215	2716041	0.010	0.84602	25.00000	Averaged
4 C-12	2801460	2716423	0.010	3.03546	25.00000	Averaged
6 C-14	2878136	2821352	0.010	1.97296	25.00000	Averaged
8 C-16	2983102	2907881	0.010	2.52156	25.00000	Averaged
10 C-18	3021289	2904878	0.010	3.85304	25.00000	Averaged
M 11 Alip C9-C18	2857090	2780451	0.010	2.68243	25.00000	Averaged
12 C-19	3017239	2935895	0.010	2.69596	25.00000	Averaged
13 C-20	3045314	2979512	0.010	2.16075	25.00000	Averaged
15 Chlorooctadecane	2739581	2716202	0.010	0.85337	25.00000	Averaged
16 C-22	3060647	3010552	0.010	1.63675	25.00000	Averaged
18 C-24	3098402	3063989	0.010	1.11067	25.00000	Averaged
20 C-26	3120089	3103619	0.010	0.52787	25.00000	Averaged
22 C-28	3095987	3079135	0.010	0.54432	25.00000	Averaged
115 C-30	3120341	3122619	0.010	-0.07300	25.00000	Averaged
114 C-36	2925634	2922347	0.010	0.11236	25.00000	Averaged
M 24 Alip C19-C36	3060457	3027208	0.010	1.08638	25.00000	Averaged

```

Average %D / Drift Results.
-----
Calculated Average %D/Drift = 1.73578
Maximun Average %D/Drift = 25.00000
* Passed Average %D/Drift Test.
  
```

GCAL, Inc.

Data file : /var/chem/gcsv19b.i/2111104.b/sv19b093.d
 Lab Smp Id: 1400 Client Smp ID: 1 84-16-1
 Inj Date : 05-NOV-2011 03:02
 Operator : smh Inst ID: gcsv19b.i
 Smp Info : 1400*1 84-16-1
 Misc Info :
 Comment :
 Method : /var/chem/gcsv19b.i/2111104.b/ALPHEPHmass.m
 Meth Date : 08-Nov-2011 14:38 smh Quant Type: ESTD
 Cal Date : 03-NOV-2011 14:30 Cal File: sv19b056.d
 Als bottle: 93 Continuing Calibration Sample
 Dil Factor: 1.00000
 Integrator: HP Genie Compound Sublist: ALmaseph.sub
 Target Version: 3.50
 Processing Host: org.gcal.com

Concentration Formula: Amt * DF * Uf * Vt / (Vo * Vi) * CpndVariable

Name	Value	Description
DF	1.00000	Dilution Factor
Vo	1000.00000	Volume of sample extracted (mL)
Vt	2000.00000	Volume of final extract (uL)
Vi	1.00000	Volume injected (uL)
Uf	1.00000	Correction factor

Cpnd Variable Local Compound Variable

Compounds	AMOUNTS						
	RT	EXP RT	DLT RT	RESPONSE	CAL-AMT (UG/ML)	ON-COL (UG/ML)	
1 C-9	6.230	6.232	-0.002	130806531	50.0000	48.1	
2 C-10	6.932	6.929	0.003	135802053	50.0000	49.6	
4 C-12	7.828	7.833	-0.005	135821148	50.0000	48.5	
6 C-14	8.466	8.471	-0.005	141067591	50.0000	49.0	
8 C-16	9.007	9.014	-0.007	145394050	50.0000	48.7	
10 C-18	9.494	9.503	-0.009	145243882	50.0000	48.1	
M 11 Alip C9-C18				834135255	300.000	292	
12 C-19	9.723	9.774	-0.051	146794765	50.0000	48.7	
13 C-20	9.944	9.956	-0.012	148975619	50.0000	48.9	
\$ 15 Chlorooctadecane	10.156	10.216	-0.060	135810111	50.0000	49.6	
16 C-22	10.365	10.383	-0.018	150527592	50.0000	49.2	
18 C-24	10.772	10.794	-0.022	153199445	50.0000	49.4	
20 C-26	11.194	11.221	-0.027	155180931	50.0000	49.7	

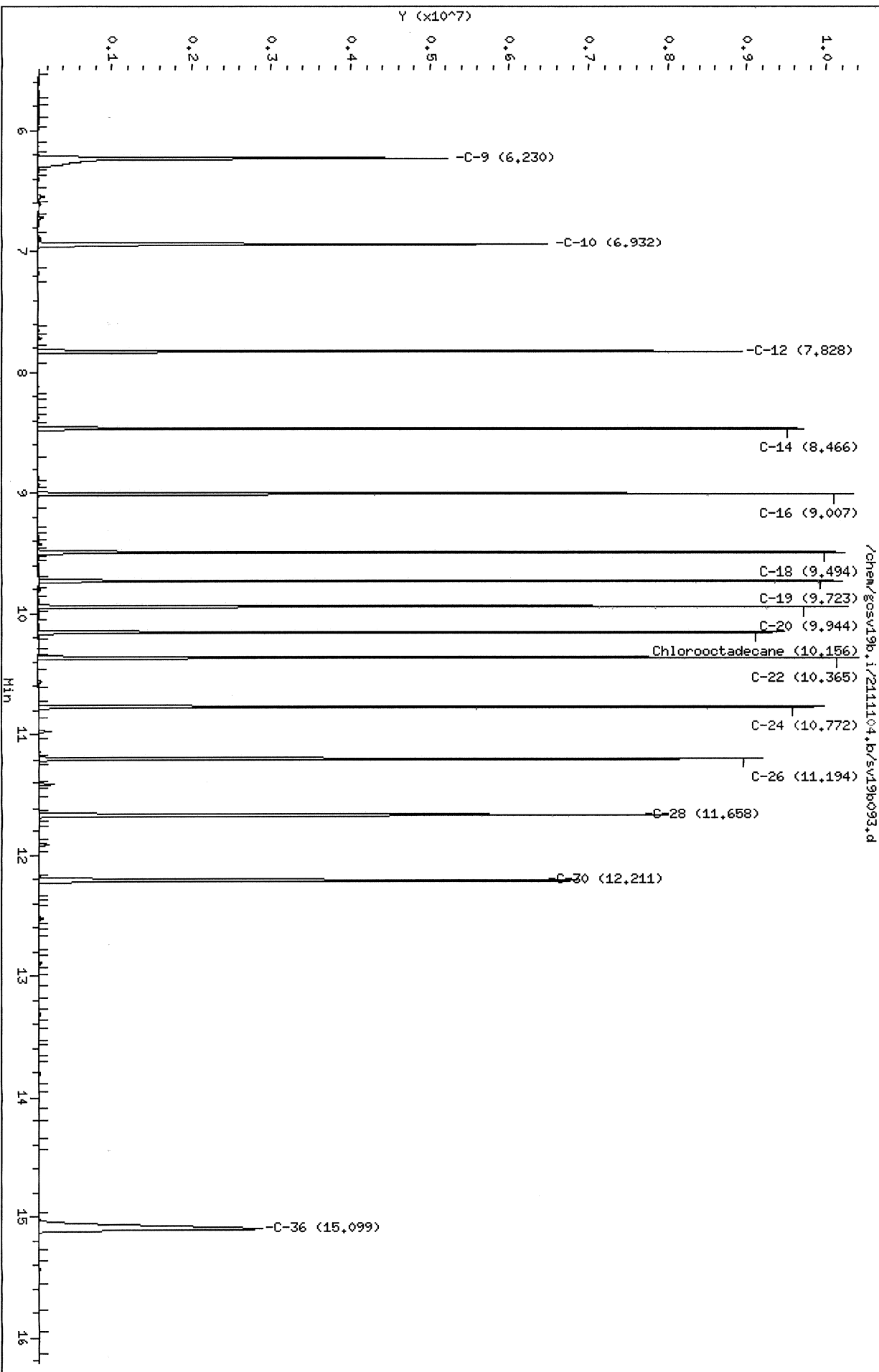
Compounds	RT	EXP RT	DLT RT	RESPONSE	AMOUNTS	
					CAL-AMT (UG/ML)	ON-COL (UG/ML)
-----	==	-----	-----	-----	-----	-----
22 C-28	11.658	11.722	-0.064	153956764	50.0000	49.7
115 C-30	12.211	12.247	-0.036	156130930	50.0000	50.0(A)
114 C-36	15.099	15.141	-0.042	146117347	50.0000	49.9(A)
M 24 Alip C19-C36				1210883393	400.000	396

QC Flag Legend

A - Target compound detected but, quantitated amount exceeded maximum amount.

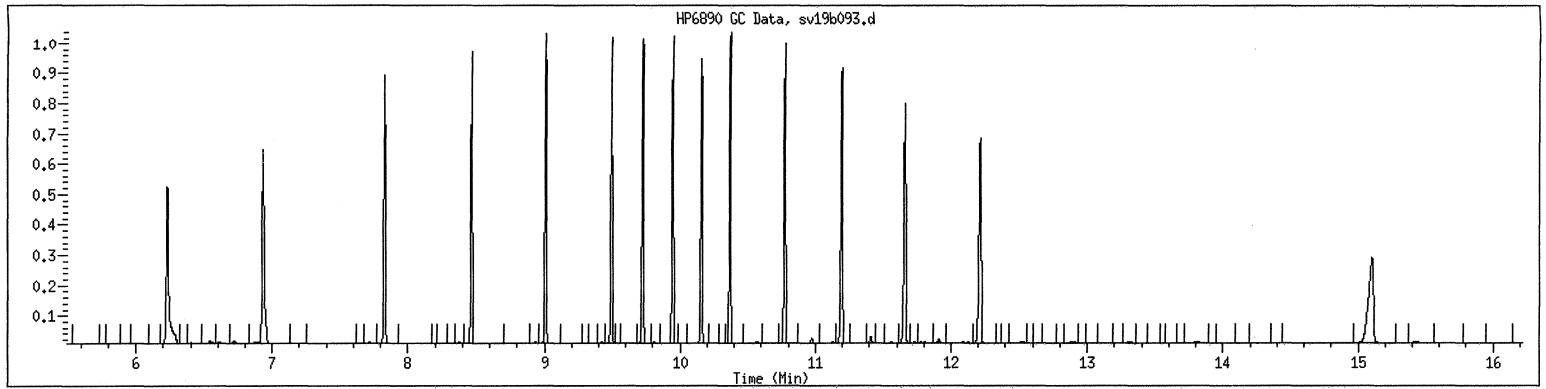
Data File: /chem/gosvl9b.i/2111104.b/svl9b093.d
Date: 05-NOV-2011 03:02
Client ID: 1 84-16-1
Sample Info: 1400x1 84-16-1
Volume Injected (uL): 1.0
Column phase: DB-SHS-30H

Instrument: gosvl9b.i
Operator: smh
Column diameter: 0.25



MANUAL INTEGRATION GRAPHIC REPORT

Lab ID : 1400 SampleType : CCALIB_3
Injection Date: 11/05/2011 03:02 Instrument : gcsv19b.i
Operator : smh
Sample Info : 1400*1 84-16-1
Misc Info :
Method : /var/chem/gcsv19b.i/2111104.b/ALPHEPHmass.m
Dilution : 1.00
Matrix : WATER
Integrator : HP Genie Compound Sublist: ALmaseph



NO MANUAL INTEGRATIONS

GCAL, Inc.

CONTINUING CALIBRATION COMPOUNDS

Instrument ID: gcsv19b.i Injection Date: 10-NOV-2011 14:37
 Lab File ID: sv19b053.d Init. Cal. Date(s): 03-NOV-2011 03-NOV-2011
 Analysis Type: WATER Init. Cal. Times: 12:55 14:30
 Lab Sample ID: 1400 Quant Type: ESTD
 Method: /var/chem/gcsv19b.i/2111110.b/ALPHEPHmass.m

COMPOUND	RRF / AMOUNT	RF50	MIN		MAX		CURVE TYPE
			RRF	%D / %DRIFT	%D / %DRIFT		
1 C-9	2719340	2612883	0.010	3.91480	25.00000	Averaged	
2 C-10	2739215	2651076	0.010	3.21768	25.00000	Averaged	
4 C-12	2801460	2732444	0.010	2.46357	25.00000	Averaged	
6 C-14	2878136	2764141	0.010	3.96074	25.00000	Averaged	
8 C-16	2983102	2843571	0.010	4.67737	25.00000	Averaged	
10 C-18	3021289	2807220	0.010	7.08537	25.00000	Averaged	
M 11 Alip C9-C18	2857090	2735223	0.010	4.26546	25.00000	Averaged	
12 C-19	3017239	2816034	0.010	6.66852	25.00000	Averaged	
13 C-20	3045314	2850436	0.010	6.39926	25.00000	Averaged	
\$ 15 Chlorooctadecane	2739581	2573613	0.010	6.05816	25.00000	Averaged	
16 C-22	3060647	2856542	0.010	6.66869	25.00000	Averaged	
18 C-24	3098402	2897387	0.010	6.48770	25.00000	Averaged	
20 C-26	3120089	2923933	0.010	6.28687	25.00000	Averaged	
22 C-28	3095987	2886973	0.010	6.75113	25.00000	Averaged	
115 C-30	3120341	2928603	0.010	6.14475	25.00000	Averaged	
114 C-36	2925634	2594512	0.010	11.31796	25.00000	Averaged	
M 24 Alip C19-C36	3060457	2844302	0.010	7.06281	25.00000	Averaged	

Average %D / Drift Results.
 =====
 Calculated Average %D/Drift = 5.36355
 Maximun Average %D/Drift = 25.00000
 * Passed Average %D/Drift Test.

GCAL, Inc.

Data file : /var/chem/gcsv19b.i/2111110.b/sv19b053.d
 Lab Smp Id: 1400 Client Smp ID: 1 84-15-4
 Inj Date : 10-NOV-2011 14:37
 Operator : smh Inst ID: gcsv19b.i
 Smp Info : 1400*1 84-15-4
 Misc Info :
 Comment :
 Method : /var/chem/gcsv19b.i/2111110.b/ALPHEPHmass.m
 Meth Date : 11-Nov-2011 15:05 dlb Quant Type: ESTD
 Cal Date : 03-NOV-2011 14:30 Cal File: sv19b056.d
 Als bottle: 53 Continuing Calibration Sample
 Dil Factor: 1.00000
 Integrator: HP Genie Compound Sublist: ALmaseph.sub
 Target Version: 3.50

Concentration Formula: Amt * DF * Uf * Vt / (Vo * Vi) * CpndVariable

Name	Value	Description
DF	1.00000	Dilution Factor
Vo	1000.00000	Volume of sample extracted (mL)
Vt	2000.00000	Volume of final extract (uL)
Vi	1.00000	Volume injected (uL)
Uf	1.00000	Correction factor

Cpnd Variable Local Compound Variable

Compounds	AMOUNTS					
	RT	EXP RT	DLT RT	RESPONSE	CAL-AMT (UG/ML)	ON-COL (UG/ML)
1 C-9	6.227	6.232	-0.005	130644166	50.0000	48.0
2 C-10	6.927	6.928	-0.001	132553801	50.0000	48.4
4 C-12	7.824	7.832	-0.008	136622203	50.0000	48.8
6 C-14	8.463	8.470	-0.007	138207049	50.0000	48.0
8 C-16	9.005	9.013	-0.008	142178545	50.0000	47.7
10 C-18	9.496	9.503	-0.007	140360985	50.0000	46.5
M 11 Alip C9-C18				820566751	300.000	287
12 C-19	9.726	9.773	-0.047	140801679	50.0000	46.7
13 C-20	9.949	9.956	-0.007	142521816	50.0000	46.8
§ 15 Chlorooctadecane	10.163	10.215	-0.052	128680639	50.0000	47.0
16 C-22	10.376	10.382	-0.006	142827089	50.0000	46.7
18 C-24	10.787	10.794	-0.007	144869340	50.0000	46.8
20 C-26	11.214	11.220	-0.006	146196632	50.0000	46.9
22 C-28	11.682	11.721	-0.039	144348659	50.0000	46.6

Compounds	RT	EXP RT	DLT RT	RESPONSE	AMOUNTS	
					CAL-AMT (UG/ML)	ON-COL (UG/ML)
=====	==	=====	=====	=====	=====	=====
115 C-30	12.239	12.246	-0.007	146430165	50.0000	46.9(A)
114 C-36	15.133	15.140	-0.007	129725597	50.0000	44.3(A)
M 24 Alip C19-C36				1137720980	400.000	372

QC Flag Legend

A - Target compound detected but, quantitated amount exceeded maximum amount.

Date : 10-NOV-2011 14:37

Client ID: 1 84-15-4

Sample Info: 1400x1 84-15-4

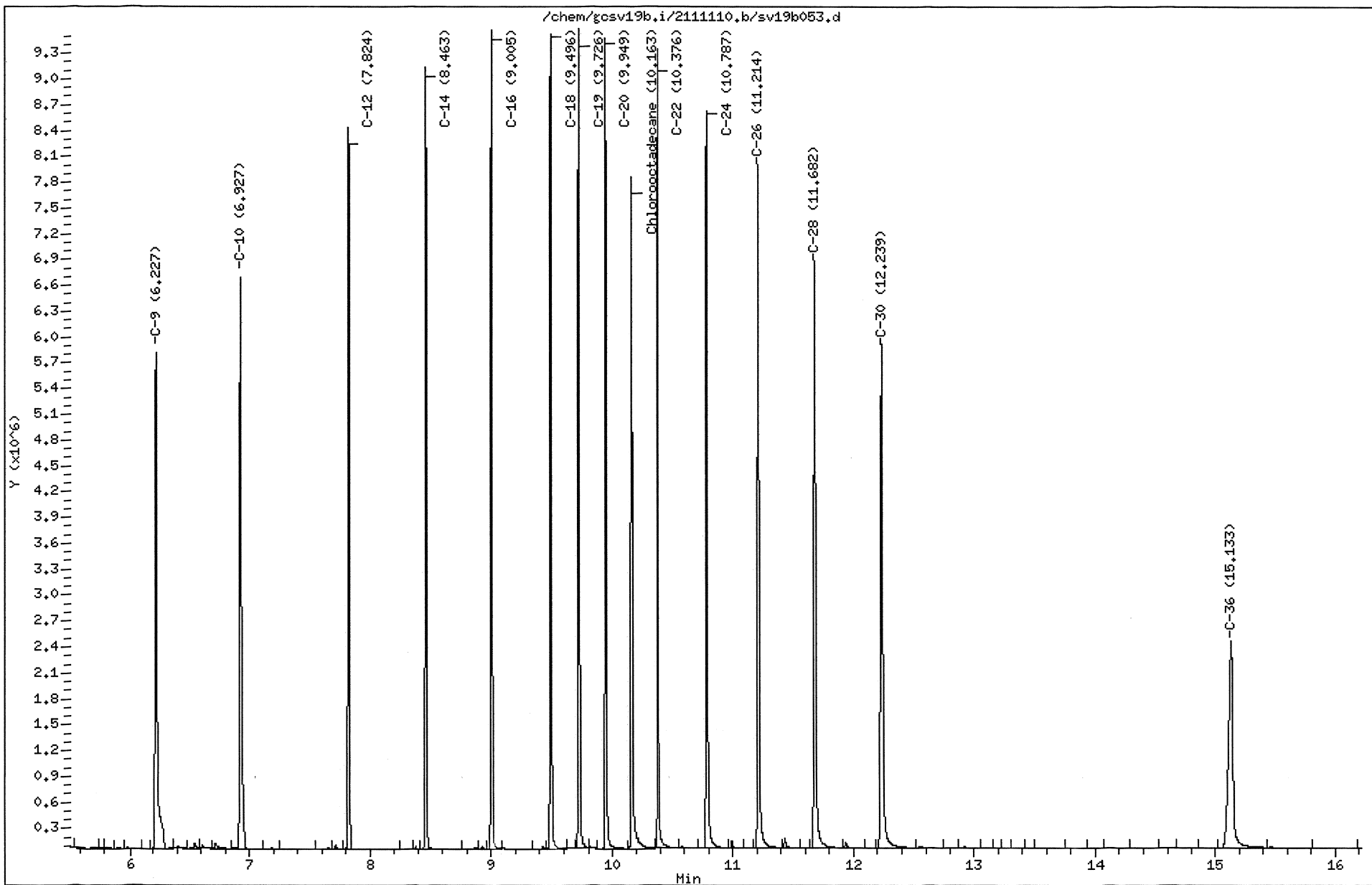
Volume Injected (uL): 1.0

Column phase: DB-5MS-30M

Instrument: gosv19b,i

Operator: smh

Column diameter: 0,25



GCAL, Inc.

CONTINUING CALIBRATION COMPOUNDS

Instrument ID: gcsv19b.i Injection Date: 10-NOV-2011 19:40
 Lab File ID: sv19b065.d Init. Cal. Date(s): 03-NOV-2011 03-NOV-2011
 Analysis Type: WATER Init. Cal. Times: 12:55 14:30
 Lab Sample ID: 1400 Quant Type: ESTD
 Method: /var/chem/gcsv19b.i/2111110.b/ALPHEPHmass.m

COMPOUND	RRF / AMOUNT	RF50	MIN RRF	MAX %D / %DRIFT	CURVE TYPE
1 C-9	2719340	2659888	0.010	2.18628	Averaged
2 C-10	2739215	2728622	0.010	0.38674	Averaged
4 C-12	2801460	2758261	0.010	1.54200	Averaged
6 C-14	2878136	2797478	0.010	2.80247	Averaged
8 C-16	2983102	2910072	0.010	2.44812	Averaged
10 C-18	3021289	2857548	0.010	5.41959	Averaged
M 11 Alip C9-C18	2857090	2785311	0.010	2.51232	Averaged
12 C-19	3017239	2893348	0.010	4.10609	Averaged
13 C-20	3045314	2906107	0.010	4.57119	Averaged
\$ 15 Chlorooctadecane	2739581	2653375	0.010	3.14669	Averaged
16 C-22	3060647	2937725	0.010	4.01622	Averaged
18 C-24	3098402	2950236	0.010	4.78202	Averaged
20 C-26	3120089	2991129	0.010	4.13320	Averaged
22 C-28	3095987	2998965	0.010	3.13383	Averaged
115 C-30	3120341	2959574	0.010	5.15223	Averaged
114 C-36	2925634	2744376	0.010	6.19551	Averaged
M 24 Alip C19-C36	3060457	2922682	0.010	4.50175	Averaged

Average %D / Drift Results.
 =====
 Calculated Average %D/Drift = 3.59037
 Maximun Average %D/Drift = 25.00000
 * Passed Average %D/Drift Test.

GCAL, Inc.

Data file : /var/chem/gcsv19b.i/2111110.b/sv19b065.d
 Lab Smp Id: 1400 Client Smp ID: 1 84-15-4
 Inj Date : 10-NOV-2011 19:40
 Operator : smh Inst ID: gcsv19b.i
 Smp Info : 1400*1 84-15-4
 Misc Info :
 Comment :
 Method : /var/chem/gcsv19b.i/2111110.b/ALPHEPHmass.m
 Meth Date : 17-Nov-2011 12:26 smh Quant Type: ESTD
 Cal Date : 03-NOV-2011 14:30 Cal File: sv19b056.d
 Als bottle: 65 Continuing Calibration Sample
 Dil Factor: 1.00000
 Integrator: HP Genie Compound Sublist: ALmaseph.sub
 Target Version: 3.50
 Processing Host: org.gcal.com

Concentration Formula: Amt * DF * Uf * Vt / (Vo * Vi) * CpndVariable

Name	Value	Description
DF	1.00000	Dilution Factor
Vo	1000.00000	Volume of sample extracted (mL)
Vt	2000.00000	Volume of final extract (uL)
Vi	1.00000	Volume injected (uL)
Uf	1.00000	Correction factor

Cpnd Variable

Local Compound Variable

Compounds	AMOUNTS						
	RT	EXP RT	DLT RT	RESPONSE	CAL-AMT (UG/ML)	ON-COL (UG/ML)	
1 C-9	6.227	6.232	-0.005	132994388	50.0000	48.9	
2 C-10	6.927	6.928	-0.001	136431081	50.0000	49.8	
4 C-12	7.824	7.832	-0.008	137913072	50.0000	49.2	
6 C-14	8.463	8.471	-0.008	139873879	50.0000	48.6	
8 C-16	9.005	9.013	-0.008	145503588	50.0000	48.8	
10 C-18	9.495	9.503	-0.008	142877380	50.0000	47.3	
M 11 Alip C9-C18				835593388	300.000	293	
12 C-19	9.724	9.774	-0.050	144667418	50.0000	47.9	
13 C-20	9.947	9.957	-0.010	145305352	50.0000	47.7	
\$ 15 Chlorooctadecane	10.161	10.216	-0.055	132668745	50.0000	48.4	
16 C-22	10.372	10.383	-0.011	146886232	50.0000	48.0	
18 C-24	10.783	10.795	-0.012	147511784	50.0000	47.6	
20 C-26	11.209	11.222	-0.013	149556451	50.0000	47.9	

Report Date: 17-Nov-2011 12:26

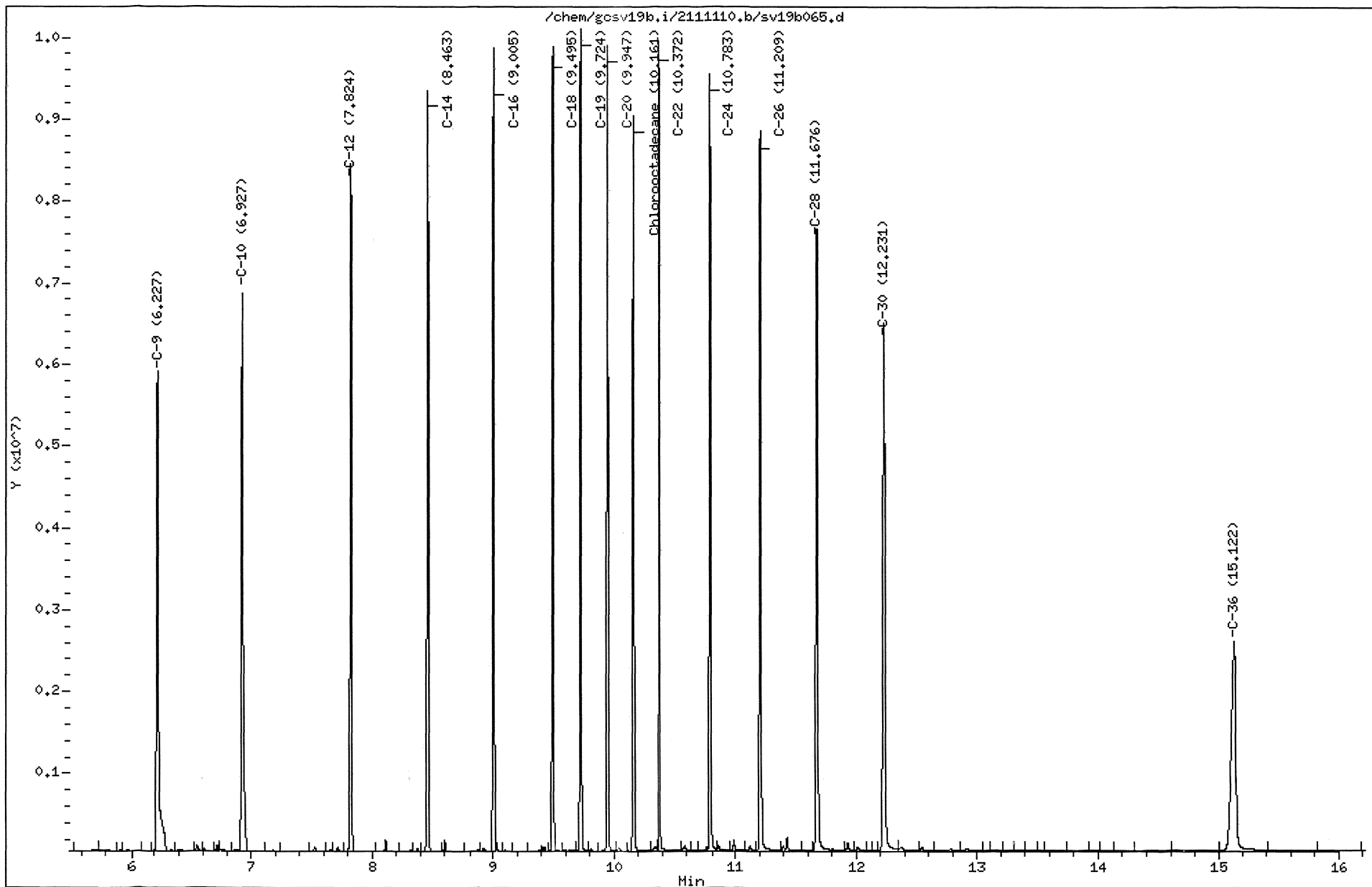
Compounds	RT	EXP RT	DLT RT	RESPONSE	AMOUNTS	
					CAL-AMT (UG/ML)	ON-COL (UG/ML)
22 C-28	11.676	11.723	-0.047	149948227	50.0000	48.4
115 C-30	12.231	12.249	-0.018	147978676	50.0000	47.4 (A)
114 C-36	15.122	15.143	-0.021	137218811	50.0000	46.9
M 24 Alip C19-C36				1169072951	400.000	382

QC Flag Legend

A - Target compound detected but, quantitated amount exceeded maximum amount.

Data File: /chem/gcsv19b,i/2111110,b/sv19b065,d
Date: 10-NOV-2011 19:40
Client ID: 1 84-15-4
Sample Info: 1400M 84-15-4
Volume Injected (uL): 1.0
Column phase: DB-5MS-30M

Instrument: gcsv19b,i
Operator: smh
Column diameter: 0,25



GCAL, Inc.

CONTINUING CALIBRATION COMPOUNDS

Instrument ID: gcsv19b.i Injection Date: 11-NOV-2011 01:18
 Lab File ID: sv19b079.d Init. Cal. Date(s): 03-NOV-2011 03-NOV-2011
 Analysis Type: WATER Init. Cal. Times: 12:55 14:30
 Lab Sample ID: 1400 Quant Type: ESTD
 Method: /var/chem/gcsv19b.i/2111110.b/ALPHEPHmass.m

COMPOUND	RRF / AMOUNT	RF50	MIN		MAX		CURVE TYPE
			RRF	%D / %DRIFT	%D / %DRIFT		
1 C-9	2719340	2535559	0.010	6.75829	25.00000	Averaged	
2 C-10	2739215	2603184	0.010	4.96608	25.00000	Averaged	
4 C-12	2801460	2633816	0.010	5.98416	25.00000	Averaged	
6 C-14	2878136	2682002	0.010	6.81465	25.00000	Averaged	
8 C-16	2983102	2774406	0.010	6.99594	25.00000	Averaged	
10 C-18	3021289	2770851	0.010	8.28913	25.00000	Averaged	
M 11 Alip C9-C18	2857090	2666636	0.010	6.66602	25.00000	Averaged	
12 C-19	3017239	2775880	0.010	7.99933	25.00000	Averaged	
13 C-20	3045314	2803868	0.010	7.92845	25.00000	Averaged	
\$ 15 Chlorooctadecane	2739581	2561566	0.010	6.49789	25.00000	Averaged	
16 C-22	3060647	2832289	0.010	7.46112	25.00000	Averaged	
18 C-24	3098402	2856022	0.010	7.82274	25.00000	Averaged	
20 C-26	3120089	2880208	0.010	7.68827	25.00000	Averaged	
22 C-28	3095987	2831191	0.010	8.55290	25.00000	Averaged	
115 C-30	3120341	2878931	0.010	7.73665	25.00000	Averaged	
114 C-36	2925634	2673515	0.010	8.61760	25.00000	Averaged	
M 24 Alip C19-C36	3060457	2816488	0.010	7.97165	25.00000	Averaged	

Average %D / Drift Results.

 Calculated Average %D/Drift = 7.33829
 Maximun Average %D/Drift = 25.00000
 * Passed Average %D/Drift Test.

GCAL, Inc.

Data file : /var/chem/gcsv19b.i/2111110.b/sv19b079.d
 Lab Smp Id: 1400 Client Smp ID: 1 84-15-4
 Inj Date : 11-NOV-2011 01:18
 Operator : smh Inst ID: gcsv19b.i
 Smp Info : 1400*1 84-15-4
 Misc Info :
 Comment :
 Method : /var/chem/gcsv19b.i/2111110.b/ALPHEPHmass.m
 Meth Date : 11-Nov-2011 14:10 dlb Quant Type: ESTD
 Cal Date : 03-NOV-2011 14:30 Cal File: sv19b056.d
 Als bottle: 79 Continuing Calibration Sample
 Dil Factor: 1.00000
 Integrator: HP Genie Compound Sublist: ALmaseph.sub
 Target Version: 3.50
 Processing Host: org.gcal.com

Concentration Formula: Amt * DF * Uf * Vt / (Vo * Vi) * CpndVariable

Name	Value	Description
DF	1.00000	Dilution Factor
Vo	1000.00000	Volume of sample extracted (mL)
Vt	2000.00000	Volume of final extract (uL)
Vi	1.00000	Volume injected (uL)
Uf	1.00000	Correction factor

Cpnd Variable Local Compound Variable

Compounds	AMOUNTS					
	RT	EXP RT	DLT RT	RESPONSE	CAL-AMT (UG/ML)	ON-COL (UG/ML)
1 C-9	6.225	6.232	-0.007	126777961	50.0000	46.6
2 C-10	6.927	6.928	-0.001	130159189	50.0000	47.5
4 C-12	7.824	7.832	-0.008	131690814	50.0000	47.0
6 C-14	8.462	8.470	-0.008	134100079	50.0000	46.6
8 C-16	9.003	9.013	-0.010	138720289	50.0000	46.5
10 C-18	9.490	9.503	-0.013	138542527	50.0000	45.9
M 11 Alip C9-C18				799990859	300.000	280
12 C-19	9.718	9.773	-0.055	138794001	50.0000	46.0
13 C-20	9.938	9.956	-0.018	140193390	50.0000	46.0
\$ 15 Chlorooctadecane	10.150	10.215	-0.065	128078306	50.0000	46.8
16 C-22	10.358	10.382	-0.024	141614428	50.0000	46.3
18 C-24	10.763	10.793	-0.030	142801102	50.0000	46.1
20 C-26	11.183	11.220	-0.037	144010380	50.0000	46.2

Compounds	RT	EXP RT	DLT RT	RESPONSE	AMOUNTS	
					CAL-AMT (UG/ML)	ON-COL (UG/ML)
-----	==	=====	=====	=====	=====	=====
22 C-28	11.646	11.720	-0.074	141559532	50.0000	45.7
115 C-30	12.197	12.245	-0.048	143946534	50.0000	46.1 (A)
114 C-36	15.081	15.139	-0.058	133675738	50.0000	45.7 (A)
M 24 Alip C19-C36				1126595105	400.000	368

QC Flag Legend

A - Target compound detected but, quantitated amount exceeded maximum amount.

Date : 11-NOV-2011 01:18

Client ID: 1 84-15-4

Sample Info: 1400x1 84-15-4

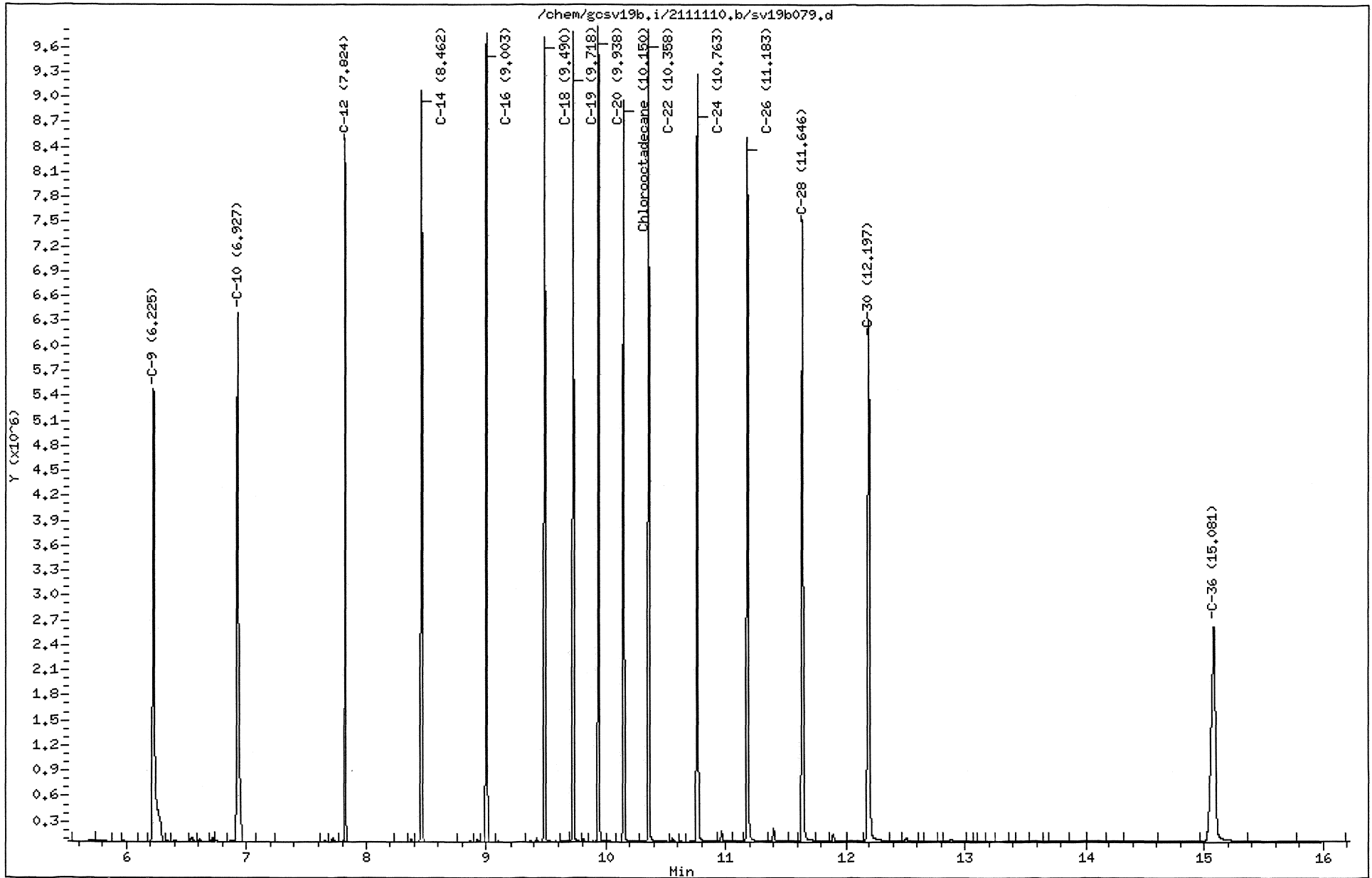
Volume Injected (uL): 1.0

Column phase: DB-5MS-30M

Instrument: gosv19b.i

Operator: smh

Column diameter: 0.25

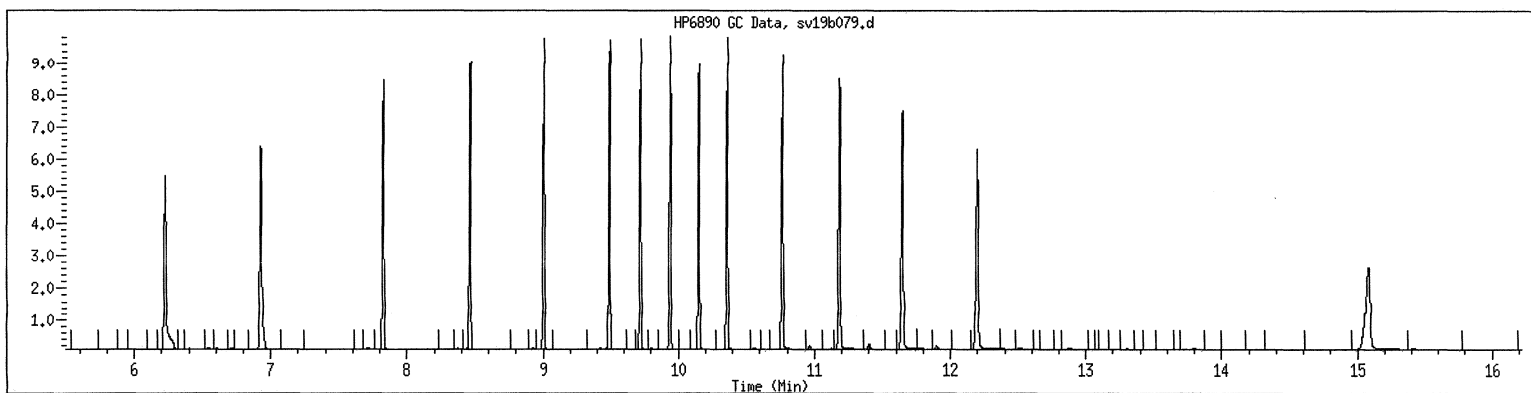


MANUAL INTEGRATION GRAPHIC REPORT

Lab ID : 1400
Injection Date: 11/11/2011 01:18
Operator : smh
Sample Info : 1400*1 84-15-4
Misc Info :
Method : /var/chem/gcsv19b.i/2111110.b/ALPHEPHmass.m
Dilution : 1.00
Matrix : WATER
Integrator : HP Genie

SampleType : CCALIB_3
Instrument : gcsv19b.i

Compound Sublist: ALmasseph



NO MANUAL INTEGRATIONS

GCAL, Inc.

INITIAL CALIBRATION DATA

Start Cal Date : 02-NOV-2011 15:55
 End Cal Date : 02-NOV-2011 17:30
 Quant Method : ESTD
 Origin : Disabled
 Target Version : 3.50
 Integrator : HP Genie
 Method file : /var/chem/gcsv19b.i/2111102.b/AROEPhmass.m
 Cal Date : 08-Nov-2011 08:36 dlb
 Curve Type : Average

Calibration File Names:

Level 1: /var/chem/gcsv19b.i/2111102.b/sv19b052.d
 Level 2: /var/chem/gcsv19b.i/2111102.b/sv19b053.d
 Level 3: /var/chem/gcsv19b.i/2111102.b/sv19b054.d
 Level 4: /var/chem/gcsv19b.i/2111102.b/sv19b055.d
 Level 5: /var/chem/gcsv19b.i/2111102.b/sv19b056.d

Compound	1.000 Level 1	10.000 Level 2	50.000 Level 3	100.000 Level 4	200.000 Level 5	RRF	% RSD
1 Naphthalene	2871371	2880452	2795766	2859339	2803867	2842159	1.389
2 2-Methylnaphthalene	2390073	2394998	2345540	2406153	2358179	2378988	1.086
4 Acenaphthylene	2742978	2787580	2735871	2801782	2748122	2763267	1.065
6 Acenaphthene	2939138	2974500	2797376	2847632	2992117	2910153	2.892
7 Fluorene	2698627	2763527	2759247	2833327	2801195	2771184	1.825
8 Phenanthrene	2595622	2723658	2778901	2849934	2855307	2760684	3.879
9 Anthracene	2513243	2630537	2655916	2746767	2723523	2653997	3.464
12 Fluoranthene	2615148	2778457	2865217	2923634	2923247	2821141	4.592
13 Pyrene	2622128	2808614	2905331	2966543	2974785	2855480	5.126
14 Benzo(a)Anthracene	2463921	2659230	2834632	2942403	2985058	2777049	7.762
15 Chrysene	2577178	2691296	2772251	2844436	2855699	2748172	4.223
16 Benzo(b)Fluoranthene	2542088	2741276	2869331	2969808	2944332	2813367	6.247
17 Benzo(k)Fluoranthene	2542088	2741276	2869331	2969808	2944332	2813367	6.247
18 Benzo(a)Pyrene	2459311	2662945	2905156	2960554	2875461	2772685	7.515
19 Indo(1,2,3cd)Pyrene	2354342	2617747	2836757	2866551	2719863	2679052	7.715
20 Dibenzo(a,h)Anthracene	2354342	2617747	2836757	2866551	2719863	2679052	7.715
21 Benzo(g,h,i)Perylene	2487409	2704307	2942094	3003707	2752450	2777993	7.386
M 22 Arom C11-C22	2574648	2716361	2794440	2862290	2822200	2753988	4.124
23 Unadjusted Arom C11-C22	+++++	+++++	+++++	+++++	+++++	+++++	+++++
M 113 Total Surrogate Area	+++++	+++++	+++++	+++++	+++++	+++++	+++++
\$ 3 2-Fluorobiphenyl	2473008	2477779	2421128	2479969	2435554	2457488	1.107

GCAL, Inc.

INITIAL CALIBRATION DATA

Start Cal Date : 02-NOV-2011 15:55
 End Cal Date : 02-NOV-2011 17:30
 Quant Method : ESTD
 Origin : Disabled
 Target Version : 3.50
 Integrator : HP Genie
 Method file : /var/chem/gcsv19b.i/2111102.b/AROEPHmass.m
 Cal Date : 08-Nov-2011 08:36 dlb
 Curve Type : Average

Compound	1.000 Level 1	10.000 Level 2	50.000 Level 3	100.000 Level 4	200.000 Level 5	RRF	% RSD
\$ 5 2-Bromonaphthalene	1570168	1562462	1600777	1661330	1449154	1568778	4.932
\$ 10 O-Terphenyl	2900971	2972915	2936779	2979088	2954226	2948796	1.067
\$ 11 Chloro-octadecane	+++++	+++++	+++++	+++++	+++++	+++++	+++++

GCAL, Inc.

Data file : /var/chem/gcsv19b.i/2111102.b/sv19b052.d
 Lab Smp Id: 1201 Client Smp ID: 1 84-12-8
 Inj Date : 02-NOV-2011 15:55
 Operator : smh Inst ID: gcsv19b.i
 Smp Info : 1201*1 84-12-8
 Misc Info :
 Comment :
 Method : /var/chem/gcsv19b.i/2111102.b/AROEPHmass.m
 Meth Date : 08-Nov-2011 08:35 dlb Quant Type: ESTD
 Cal Date : 02-NOV-2011 15:55 Cal File: sv19b052.d
 Als bottle: 52 Calibration Sample, Level: 1
 Dil Factor: 1.00000
 Integrator: HP Genie Compound Sublist: all.sub
 Target Version: 3.50
 Processing Host: org.gcal.com

Concentration Formula: Amt * DF * Uf * Vt/(Vo * Vi) * CpndVariable

Name	Value	Description
DF	1.00000	Dilution Factor
Vo	1000.00000	Volume of sample extracted (mL)
Vt	2000.00000	Volume of final extract (uL)
Vi	1.00000	Volume injected (uL)
Uf	1.00000	Correction factor

Cpnd Variable

Local Compound Variable

Compounds	AMOUNTS					CAL-AMT (UG/ML)	ON-COL (UG/ML)
	RT	EXP RT	DLT RT	RESPONSE			
1 Naphthalene	7.877	7.878	-0.001	2871371	1.00000	1.00 (M2)	
2 2-Methylnaphthalene	8.263	8.261	0.002	2390073	1.00000	1.00 (M2)	
\$ 3 2-Fluorobiphenyl	8.450	8.450	0.000	2473008	1.00000	1.00 (M2)	
4 Acenaphthylene	8.761	8.760	0.001	2742978	1.00000	1.00 (M2)	
\$ 5 2-Bromonaphthalene	8.833	8.832	0.001	1570168	1.00000	1.00 (M2)	
6 Acenaphthene	8.851	8.850	0.001	2939138	1.00000	1.00 (M2)	
7 Fluorene	9.126	9.128	-0.002	2698627	1.00000	1.00 (M2)	
8 Phenanthrene	9.653	9.652	0.001	2595622	1.00000	1.00 (M2)	
9 Anthracene	9.681	9.680	0.001	2513243	1.00000	1.00 (M2)	
\$ 10 O-Terphenyl	9.818	9.819	-0.001	2900971	1.00000	1.00 (M2)	
12 Fluoranthene	10.323	10.322	0.001	2615148	1.00000	1.00 (M2)	
13 Pyrene	10.463	10.461	0.002	2622128	1.00000	1.00 (M2)	
14 Benzo(a)Anthracene	11.206	11.208	-0.002	2463921	1.00000	1.00 (M2)	

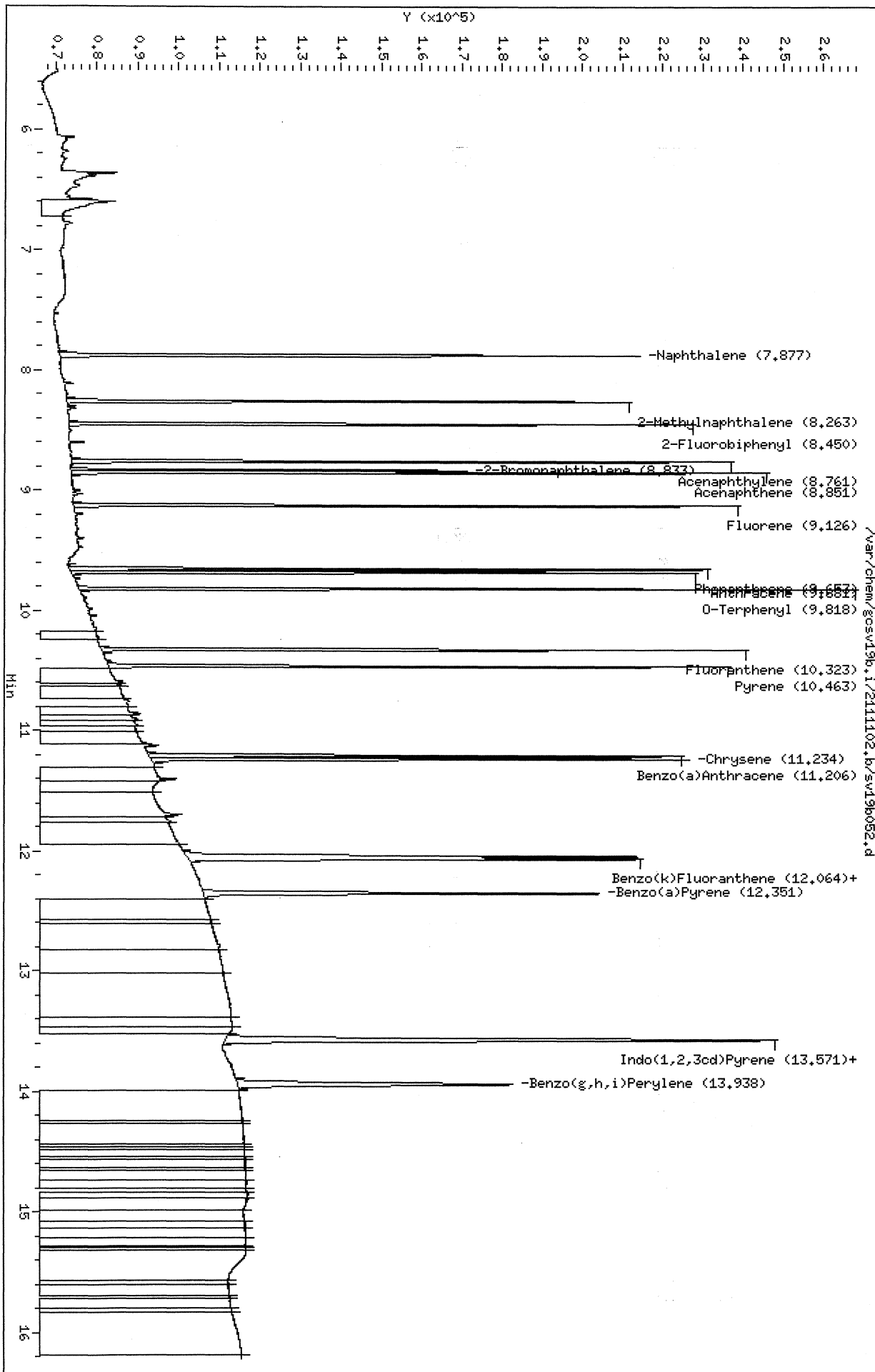
Compounds	RT	EXP RT	DLT RT	RESPONSE	AMOUNTS	
					CAL-AMT (UG/ML)	ON-COL (UG/ML)
15 Chrysene	11.234	11.232	0.002	2577178	1.00000	1.00 (M2)
16 Benzo(b) Fluoranthene	12.064	12.062	0.002	5084176	2.00000	2.00 (M2)
17 Benzo(k) Fluoranthene	12.064	12.062	0.002	5084176	2.00000	2.00 (M2)
18 Benzo(a) Pyrene	12.351	12.350	0.001	2459311	1.00000	1.00 (M2)
19 Indo(1,2,3cd) Pyrene	13.571	13.570	0.001	4708685	2.00000	2.00 (M2)
20 Dibenzo(a,h) Anthracene	13.571	13.570	0.001	4708685	2.00000	2.00 (M2)
21 Benzo(g,h,i) Perylene	13.938	13.939	-0.001	2487409	1.00000	1.00 (M2)
M 22 Arom C11-C22				43769008	17.0000	17.0
M 113 Total Surrogate Area				6944147	0.00000	(a)

QC Flag Legend

- a - Target compound detected but, quantitated amount Below Limit Of Quantitation(BLOQ).
- M2- Compound response manually integrated because Target system integrated incorrectly.

Data File: /var/chem/gosv19b,i/2111102,b/sv19b052.d
 Date: 02-NOV-2011 15:55
 Client ID: 1 84-12-8
 Sample Info: 1201*1 84-12-8
 Volume Injected (uL): 1.0
 Column phase: DB-5MS-30M

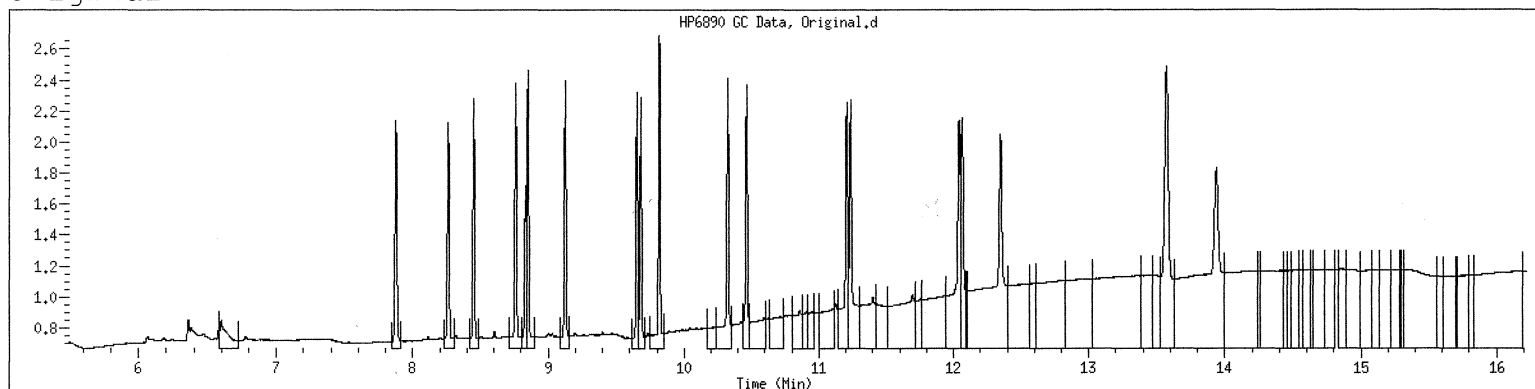
Instrument: gosv19b.i
 Operator: smh
 Column diameter: 0.25



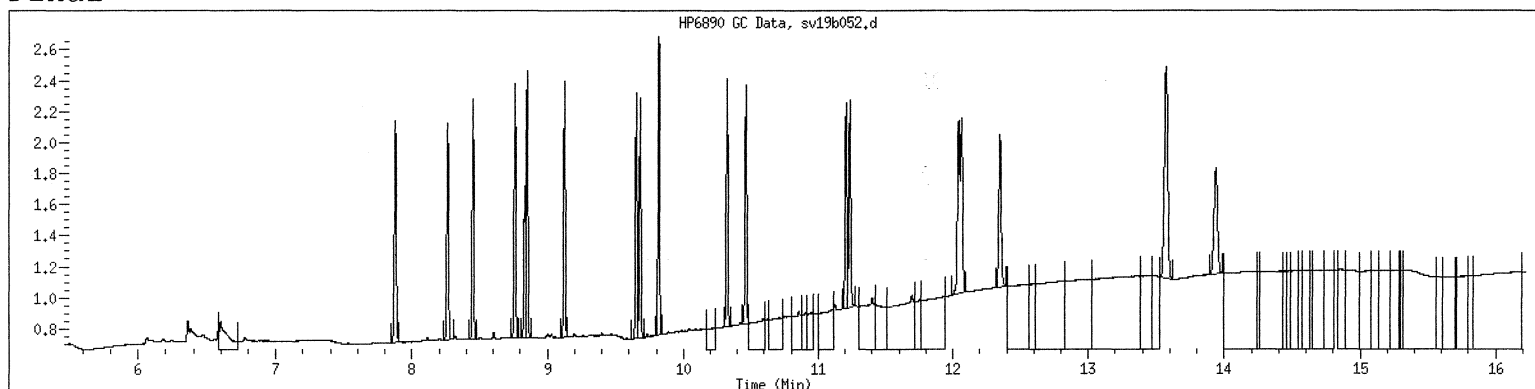
MANUAL INTEGRATION GRAPHIC REPORT

Lab ID : 1201 SampleType : CALIB_1
Injection Date: 11/02/2011 15:55 Instrument : gcsv19b.i
Operator : smh
Sample Info : 1201*1 84-12-8
Misc Info :
Method : /var/chem/gcsv19b.i/2111102.b/AROEPHmass.m
Dilution : 1.00
Matrix : WATER
Integrator : HP Genie Compound Sublist: all

Original



Final



GCAL, Inc.

Data file : /var/chem/gcsv19b.i/2111102.b/sv19b053.d
 Lab Smp Id: 1202 Client Smp ID: 1 84-12-8
 Inj Date : 02-NOV-2011 16:19
 Operator : smh Inst ID: gcsv19b.i
 Smp Info : 1202*1 84-12-8
 Misc Info :
 Comment :
 Method : /var/chem/gcsv19b.i/2111102.b/AROEPHmass.m
 Meth Date : 08-Nov-2011 08:35 dlb Quant Type: ESTD
 Cal Date : 02-NOV-2011 16:19 Cal File: sv19b053.d
 Als bottle: 53 Calibration Sample, Level: 2
 Dil Factor: 1.00000
 Integrator: HP Genie Compound Sublist: all.sub
 Target Version: 3.50
 Processing Host: org.gcal.com

Concentration Formula: Amt * DF * Uf * Vt / (Vo * Vi) * CpndVariable

Name	Value	Description
DF	1.00000	Dilution Factor
Vo	1000.00000	Volume of sample extracted (mL)
Vt	2000.00000	Volume of final extract (uL)
Vi	1.00000	Volume injected (uL)
Uf	1.00000	Correction factor

Cpnd Variable

Local Compound Variable

Compounds	AMOUNTS					
	RT	EXP RT	DLT RT	RESPONSE	CAL-AMT (UG/ML)	ON-COL (UG/ML)
1 Naphthalene	7.876	7.878	-0.002	28804515	10.0000	10.0 (M2)
2 2-Methylnaphthalene	8.262	8.261	0.001	23949975	10.0000	10.0 (M2)
\$ 3 2-Fluorobiphenyl	8.450	8.450	0.000	24777794	10.0000	10.0 (M2)
4 Acenaphthylene	8.761	8.761	0.000	27875803	10.0000	10.1 (M2)
\$ 5 2-Bromonaphthalene	8.835	8.832	0.003	15624622	10.0000	9.98 (M2)
6 Acenaphthene	8.852	8.851	0.001	29745005	10.0000	10.1 (M2)
7 Fluorene	9.126	9.128	-0.002	27635268	10.0000	10.1 (M2)
8 Phenanthrene	9.654	9.652	0.002	27236585	10.0000	10.2 (M2)
9 Anthracene	9.682	9.681	0.001	26305372	10.0000	10.2 (M2)
\$ 10 O-Terphenyl	9.818	9.819	-0.001	29729146	10.0000	10.1 (M2)
12 Fluoranthene	10.324	10.322	0.002	27784568	10.0000	10.3 (M2)
13 Pyrene	10.463	10.461	0.002	28086137	10.0000	10.3 (M2)
14 Benzo(a)Anthracene	11.206	11.208	-0.002	26592300	10.0000	10.4 (M2)

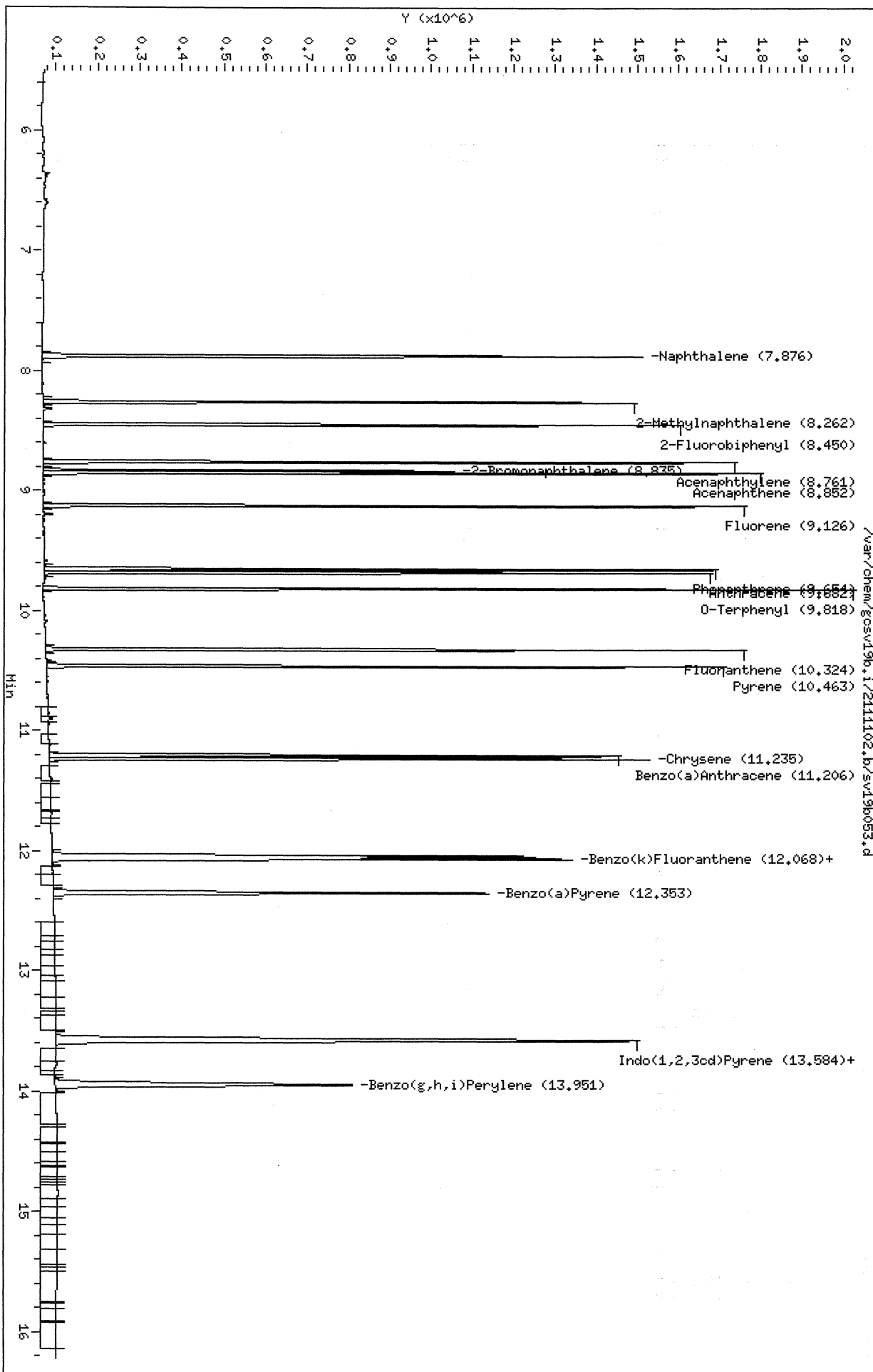
Compounds	RT	EXP RT	DLT RT	RESPONSE	AMOUNTS	
					CAL-AMT (UG/ML)	ON-COL (UG/ML)
15 Chrysene	11.235	11.235	0.000	26912958	10.0000	10.2 (M2)
16 Benzo(b)Fluoranthene	12.068	12.066	0.002	54825513	20.0000	20.8 (M2)
17 Benzo(k)Fluoranthene	12.068	12.066	0.002	54825513	20.0000	20.8 (M2)
18 Benzo(a)Pyrene	12.353	12.351	0.002	26629448	10.0000	10.4 (M2)
19 Indo(1,2,3cd)Pyrene	13.584	13.576	0.008	52354931	20.0000	21.1 (M2)
20 Dibenzo(a,h)Anthracene	13.584	13.576	0.008	52354931	20.0000	21.1 (M2)
21 Benzo(g,h,i)Perylene	13.951	13.945	0.006	27043066	10.0000	10.4 (M2)
M 22 Arom C11-C22				461781444	170.000	175
M 113 Total Surrogate Area				70131562	0.00000	(a)

QC Flag Legend

- a - Target compound detected but, quantitated amount Below Limit Of Quantitation(BLOQ).
- M2- Compound response manually integrated because Target system integrated incorrectly.

Data File: /var/chem/gosw19b.i/2111102.b/sw19b053.d
 Date: 02-NOV-2011 16:19
 Client ID: 1 84-12-8
 Sample Info: 1202K1 84-12-8
 Volume Injected (uL): 1.0
 Column phase: DB-5MS-30M

Instrument: gosw19b.i
 Operator: smh
 Column diameter: 0.25



GCAL, Inc.

Data file : /var/chem/gcsv19b.i/2111102.b/sv19b054.d
 Lab Smp Id: 1203 Client Smp ID: 1 84-12-8
 Inj Date : 02-NOV-2011 16:42
 Operator : smh Inst ID: gcsv19b.i
 Smp Info : 1203*1 84-12-8
 Misc Info :
 Comment :
 Method : /var/chem/gcsv19b.i/2111102.b/AROEPHmass.m
 Meth Date : 08-Nov-2011 08:35 dlb Quant Type: ESTD
 Cal Date : 02-NOV-2011 16:42 Cal File: sv19b054.d
 Als bottle: 54 Calibration Sample, Level: 3
 Dil Factor: 1.00000
 Integrator: HP Genie Compound Sublist: all.sub
 Target Version: 3.50
 Processing Host: org.gcal.com

Concentration Formula: Amt * DF * Uf * Vt / (Vo * Vi) * CpndVariable

Name	Value	Description
DF	1.00000	Dilution Factor
Vo	1000.00000	Volume of sample extracted (mL)
Vt	2000.00000	Volume of final extract (uL)
Vi	1.00000	Volume injected (uL)
Uf	1.00000	Correction factor

Cpnd Variable

Local Compound Variable

Compounds	AMOUNTS					
	RT	EXP RT	DLT RT	RESPONSE	CAL-AMT (UG/ML)	ON-COL (UG/ML)
1 Naphthalene	7.879	7.879	0.000	139788310	50.0000	49.1
2 2-Methylnaphthalene	8.265	8.263	0.002	117276990	50.0000	49.3
\$ 3 2-Fluorobiphenyl	8.453	8.451	0.002	121056403	50.0000	49.3
4 Acenaphthylene	8.765	8.762	0.003	136793555	50.0000	49.6
\$ 5 2-Bromonaphthalene	8.838	8.834	0.004	80038867	50.0000	50.7
6 Acenaphthene	8.857	8.853	0.004	139868814	50.0000	48.2
7 Fluorene	9.130	9.129	0.001	137962328	50.0000	50.3
8 Phenanthrene	9.657	9.654	0.003	138945044	50.0000	51.5
9 Anthracene	9.687	9.683	0.004	132795791	50.0000	51.1
\$ 10 O-Terphenyl	9.820	9.819	0.001	146838940	50.0000	50.0
12 Fluoranthene	10.325	10.323	0.002	143260836	50.0000	52.0
13 Pyrene	10.465	10.463	0.002	145266555	50.0000	52.3
14 Benzo(a)Anthracene	11.207	11.208	-0.001	141731614	50.0000	53.4

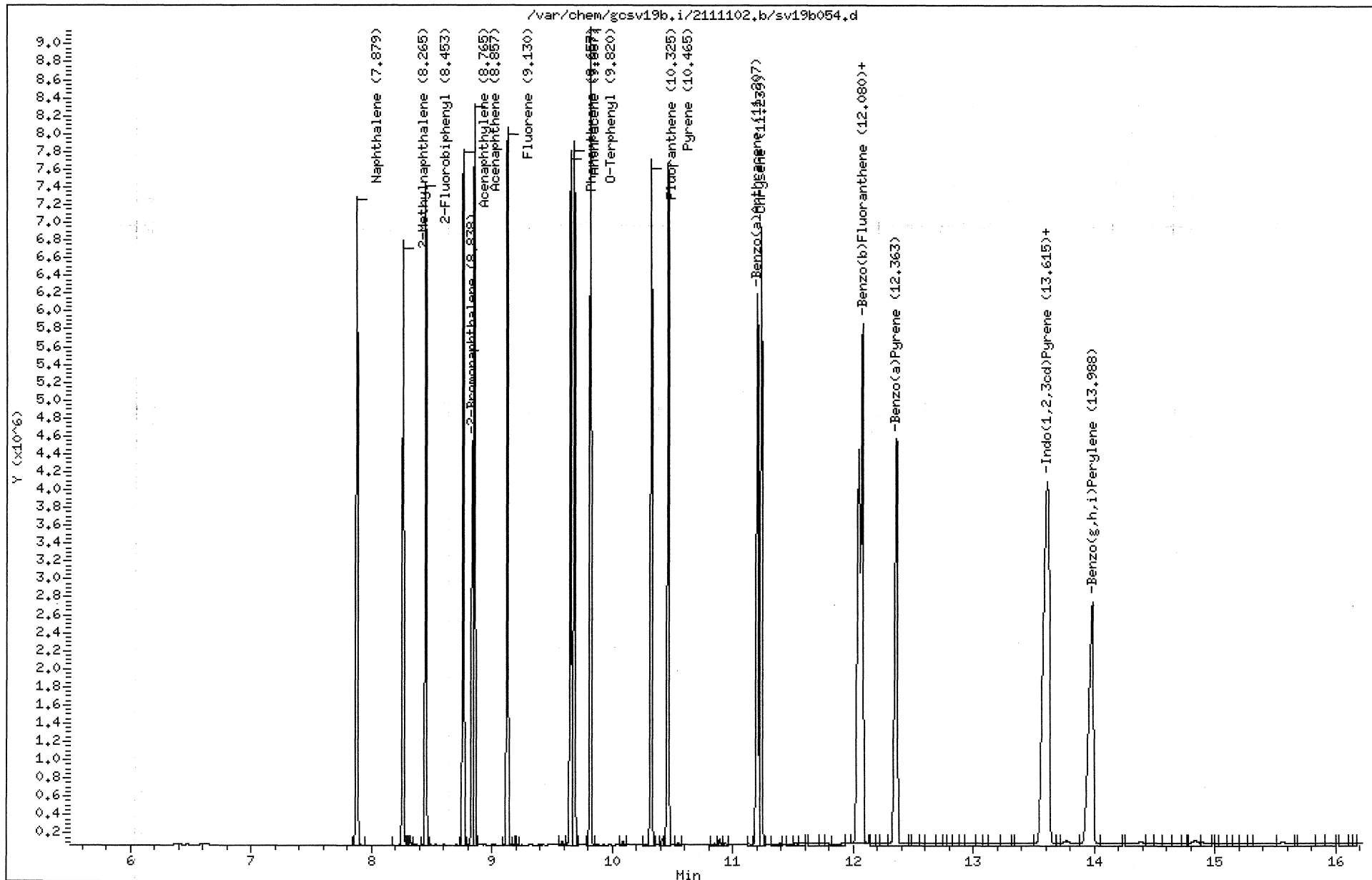
Compounds						AMOUNTS	
	RT	EXP RT	DLT RT	RESPONSE	CAL-AMT (UG/ML)	ON-COL (UG/ML)	
=====	==	=====	=====	=====	=====	=====	
15 Chrysene	11.239	11.236	0.003	138612563	50.0000	51.7	
16 Benzo(b)Fluoranthene	12.080	12.070	0.010	286933061	100.000	106 (M2)	
17 Benzo(k)Fluoranthene	12.080	12.070	0.010	286933061	100.000	106 (M2)	
18 Benzo(a)Pyrene	12.363	12.355	0.008	145257809	50.0000	54.3	
19 Indo(1,2,3cd)Pyrene	13.615	13.589	0.026	283675684	100.000	109	
20 Dibenzo(a,h)Anthracene	13.615	13.589	0.026	283675684	100.000	109 (M1)	
21 Benzo(g,h,i)Perylene	13.988	13.959	0.029	147104717	50.0000	54.3	
M 22 Arom C11-C22				2375273671	850.000	882	
M 113 Total Surrogate Area				347934210	0.00000	(a)	

QC Flag Legend

- a - Target compound detected but, quantitated amount Below Limit Of Quantitation(BLOQ).
- M1- Compound response manually integrated because Target system did not integrate.
- M2- Compound response manually integrated because Target system integrated incorrectly.

Data File: /var/chem/gcsv19b,i/2111102,b/sv19b054,d
Date : 02-NOV-2011 16:42
Client ID: 1 84-12-8
Sample Info: 1203*1 84-12-8
Volume Injected (uL): 1.0
Column phase: DB-5MS-30M

Instrument: gcsv19b,i
Operator: smh
Column diameter: 0,25



GCAL, Inc.

Data file : /var/chem/gcsv19b.i/2111102.b/sv19b055.d
 Lab Smp Id: 1204 Client Smp ID: 1 84-12-8
 Inj Date : 02-NOV-2011 17:07
 Operator : smh Inst ID: gcsv19b.i
 Smp Info : 1204*1 84-12-8
 Misc Info :
 Comment :
 Method : /var/chem/gcsv19b.i/2111102.b/AROEPMass.m
 Meth Date : 08-Nov-2011 08:35 dlb Quant Type: ESTD
 Cal Date : 02-NOV-2011 17:07 Cal File: sv19b055.d
 Als bottle: 55 Calibration Sample, Level: 4
 Dil Factor: 1.00000
 Integrator: HP Genie Compound Sublist: all.sub
 Target Version: 3.50
 Processing Host: org.gcal.com

Concentration Formula: Amt * DF * Uf * Vt / (Vo * Vi) * CpndVariable

Name	Value	Description
DF	1.00000	Dilution Factor
Vo	1000.00000	Volume of sample extracted (mL)
Vt	2000.00000	Volume of final extract (uL)
Vi	1.00000	Volume injected (uL)
Uf	1.00000	Correction factor

Cpnd Variable

Local Compound Variable

Compounds	AMOUNTS					
	RT	EXP RT	DLT RT	RESPONSE	CAL-AMT (UG/ML)	ON-COL (UG/ML)
1 Naphthalene	7.882	7.879	0.003	285933881	100.000	100
2 2-Methylnaphthalene	8.269	8.264	0.005	240615323	100.000	101
\$ 3 2-Fluorobiphenyl	8.457	8.453	0.004	247996907	100.000	101
4 Acenaphthylene	8.769	8.764	0.005	280178162	100.000	101
\$ 5 2-Bromonaphthalene	8.843	8.836	0.007	166132975	100.000	104
6 Acenaphthene	8.864	8.855	0.009	284763163	100.000	98.5
7 Fluorene	9.136	9.131	0.005	283332686	100.000	103
8 Phenanthrene	9.663	9.656	0.007	284993363	100.000	104
9 Anthracene	9.695	9.685	0.010	274676746	100.000	104
\$ 10 O-Terphenyl	9.826	9.821	0.005	297908777	100.000	101
12 Fluoranthene	10.334	10.325	0.009	292363394	100.000	105
13 Pyrene	10.475	10.465	0.010	296654255	100.000	105
14 Benzo(a)Anthracene	11.219	11.211	0.008	294240261	100.000	108


Compounds	RT	EXP RT	DLT RT	RESPONSE	AMOUNTS	
					CAL-AMT (UG/ML)	ON-COL (UG/ML)
15 Chrysene	11.255	11.240	0.015	284443626	100.000	105
16 Benzo(b)Fluoranthene	12.103	12.078	0.025	593961569	200.000	214 (AM2)
17 Benzo(k)Fluoranthene	12.103	12.078	0.025	593961569	200.000	214 (AM2)
18 Benzo(a)Pyrene	12.387	12.363	0.024	296055391	100.000	108
19 Indo(1,2,3cd)Pyrene	13.675	13.610	0.065	573310212	200.000	215 (AM2)
20 Dibenzo(a,h)Anthracene	13.675	13.610	0.065	573310212	200.000	215 (AM2)
21 Benzo(g,h,i)Perylene	14.036	13.979	0.057	300370678	100.000	108
M 22 Arom C11-C22				4865892710	1700.00	1780
M 113 Total Surrogate Area				712038659	0.00000	(a)

QC Flag Legend

- a - Target compound detected but, quantitated amount Below Limit Of Quantitation(BLOQ).
- A - Target compound detected but, quantitated amount exceeded maximum amount.
- M2- Compound response manually integrated because Target system integrated incorrectly.

Data File: /var/chem/gcsv19b,i/2111102,b/sv19b055,d
Date : 02-NOV-2011 17:07
Client ID: 1 84-12-8
Sample Info: 1204*1 84-12-8
Volume Injected (uL): 1.0
Column phase: DB-5MS-30M

Instrument: gcsv19b,i
Operator: smh
Column diameter: 0,25



GCAL, Inc.

Data file : /var/chem/gcsv19b.i/2111102.b/sv19b056.d
 Lab Smp Id: 1205 Client Smp ID: 1 84-12-8
 Inj Date : 02-NOV-2011 17:30
 Operator : smh Inst ID: gcsv19b.i
 Smp Info : 1205*1 84-12-8
 Misc Info :
 Comment :
 Method : /var/chem/gcsv19b.i/2111102.b/AROEPhmass.m
 Meth Date : 08-Nov-2011 08:35 dlb Quant Type: ESTD
 Cal Date : 02-NOV-2011 17:30 Cal File: sv19b056.d
 Als bottle: 56 Calibration Sample, Level: 5
 Dil Factor: 1.00000
 Integrator: HP Genie Compound Sublist: all.sub
 Target Version: 3.50
 Processing Host: org.gcal.com

Concentration Formula: Amt * DF * Uf * Vt / (Vo * Vi) * CpndVariable

Name	Value	Description
DF	1.00000	Dilution Factor
Vo	1000.00000	Volume of sample extracted (mL)
Vt	2000.00000	Volume of final extract (uL)
Vi	1.00000	Volume injected (uL)
Uf	1.00000	Correction factor

Cpnd Variable

Local Compound Variable

Compounds	RT	EXP RT	DLT RT	RESPONSE	AMOUNTS	
					CAL-AMT (UG/ML)	ON-COL (UG/ML)
1 Naphthalene	7.888	7.881	0.007	560773309	200.000	197
2 2-Methylnaphthalene	8.274	8.266	0.008	471635711	200.000	198
\$ 3 2-Fluorobiphenyl	8.462	8.454	0.008	487110868	200.000	198
4 Acenaphthylene	8.776	8.767	0.009	549624381	200.000	199
\$ 5 2-Bromonaphthalene	8.853	8.839	0.014	289830833	200.000	185
6 Acenaphthene	8.872	8.858	0.014	598423437	200.000	206 (A)
7 Fluorene	9.143	9.133	0.010	560238934	200.000	202 (A)
8 Phenanthrene	9.671	9.658	0.013	571061474	200.000	207 (A)
9 Anthracene	9.705	9.689	0.016	544704598	200.000	205 (A)
\$ 10 O-Terphenyl	9.832	9.823	0.009	590845256	200.000	200 (A)
12 Fluoranthene	10.343	10.329	0.014	584649476	200.000	207 (A)
13 Pyrene	10.485	10.468	0.017	594957073	200.000	208 (A)
14 Benzo(a)Anthracene	11.230	11.215	0.015	597011528	200.000	215 (A)

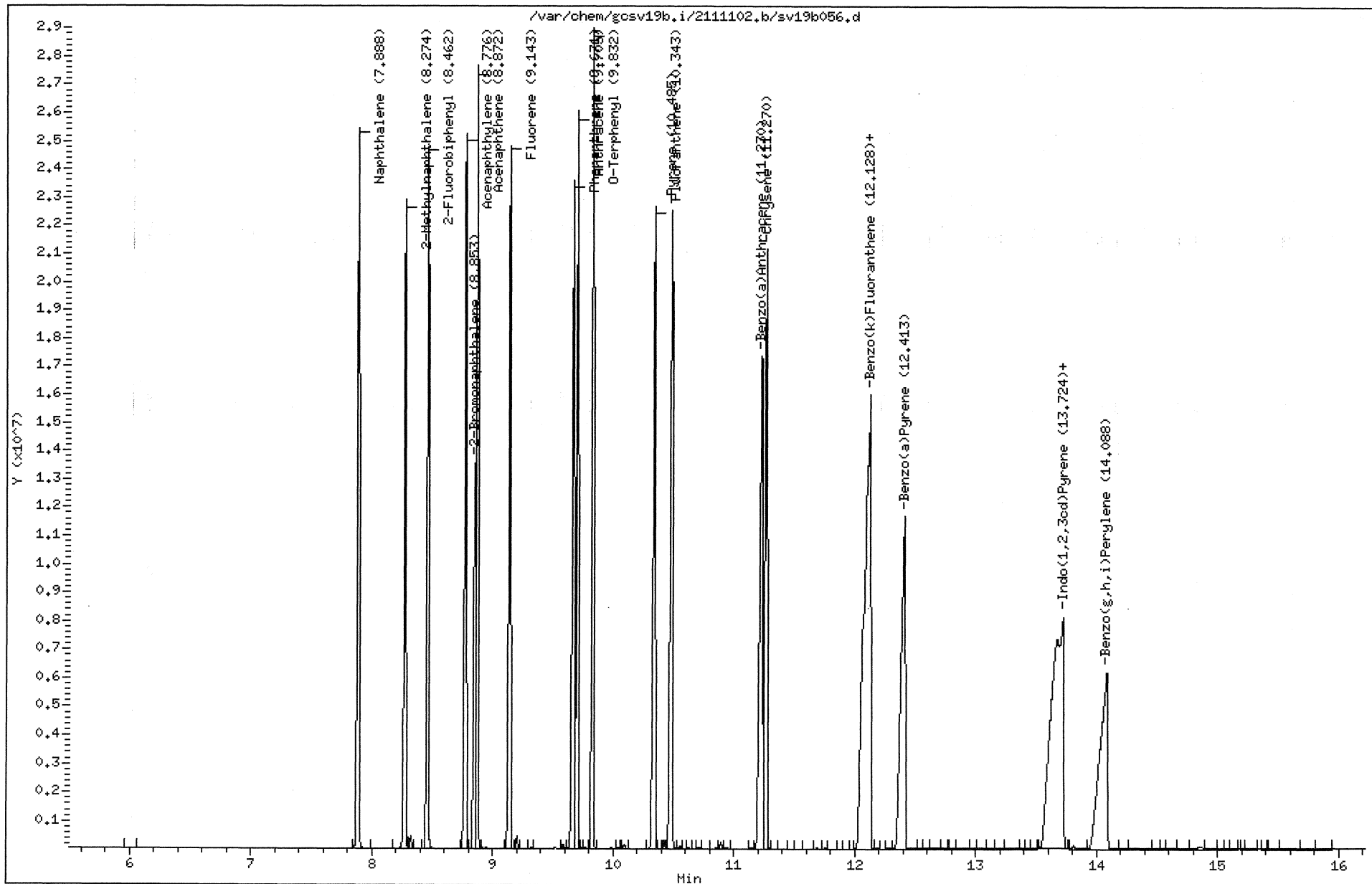
Compounds	RT	EXP RT	DLT RT	RESPONSE	AMOUNTS	
					CAL-AMT (UG/ML)	ON-COL (UG/ML)
15 Chrysene	11.270	11.246	0.024	571139866	200.000	208 (A)
16 Benzo(b)Fluoranthene	12.128	12.088	0.040	1177732644	400.000	419 (AM1)
17 Benzo(k)Fluoranthene	12.128	12.088	0.040	1177732644	400.000	419 (A)
18 Benzo(a)Pyrene	12.413	12.373	0.040	575092148	200.000	207 (A)
19 Indo(1,2,3cd)Pyrene	13.724	13.632	0.092	1087945178	400.000	406 (AM2)
20 Dibenzo(a,h)Anthracene	13.724	13.632	0.092	1087945178	400.000	406 (AM2)
21 Benzo(g,h,i)Perylene	14.088	14.001	0.087	550489918	200.000	198
M 22 Arom C11-C22				9595479675	3400.00	3480
M 113 Total Surrogate Area				1367786957	0.00000	(a)

QC Flag Legend

- a - Target compound detected but, quantitated amount Below Limit Of Quantitation(BLOQ).
- A - Target compound detected but, quantitated amount exceeded maximum amount.
- M1- Compound response manually integrated because Target system did not integrate.
- M2- Compound response manually integrated because Target system integrated incorrectly.

Data File: /var/chem/gcsv19b,i/2111102,b/sv19b056,d
 Date : 02-NOV-2011 17:30
 Client ID: 1 84-12-8
 Sample Info: 1205*1 84-12-8
 Volume Injected (uL): 1,0
 Column phase: DB-5MS-30M

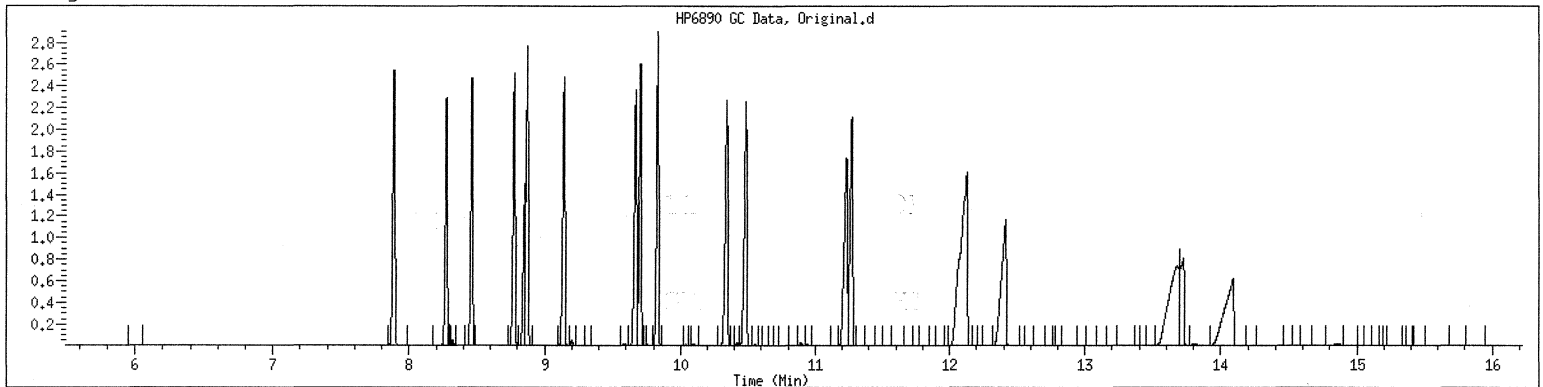
Instrument: gcsv19b,i
 Operator: smh
 Column diameter: 0,25



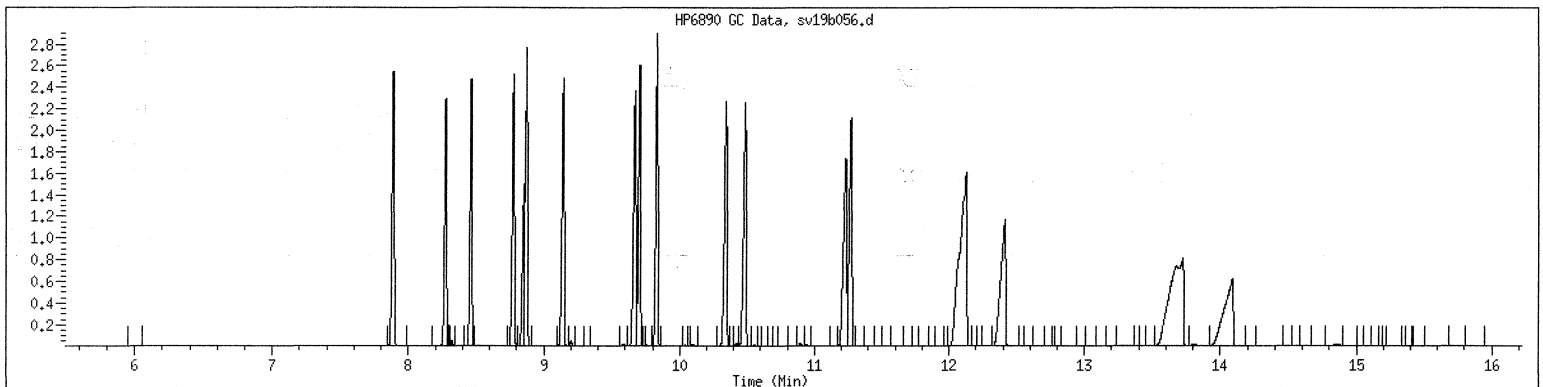
MANUAL INTEGRATION GRAPHIC REPORT

Lab ID : 1205 SampleType : CALIB_5
Injection Date: 11/02/2011 17:30 Instrument : gcsv19b.i
Operator : smh
Sample Info : 1205*1 84-12-8
Misc Info :
Method : /var/chem/gcsv19b.i/2111102.b/AROEPHmass.m
Dilution : 1.00
Matrix : WATER
Integrator : HP Genie Compound Sublist: all

Original



Final



GCAL, Inc.

RECOVERY REPORT

Client Name: Client SDG: 2111102
 Sample Matrix: LIQUID Fraction: SV
 Lab Smp Id: 1600 Client Smp ID: 1 84-7-10
 Level: LOW Operator: smh
 Data Type: GC MULTI COMP SampleType: LCS
 SpikeList File: AROMICV.spk Quant Type: ESTD
 Sublist File: all.sub
 Method File: /var/chem/gcsv19b.i/2111102.b/AROEPMass.m
 Misc Info:

SPIKE COMPOUND	CONC ADDED ug/L	CONC RECOVERED ug/L	% RECOVERED	LIMITS
1 Naphthalene	50.0	49.0	98.05	75-125
2 2-Methylnaphthalene	50.0	55.6	111.25	75-125
4 Acenaphthylene	50.0	49.5	98.98	75-125
6 Acenaphthene	50.0	47.9	95.74	75-125
7 Fluorene	50.0	50.0	100.07	75-125
8 Phenanthrene	50.0	50.4	100.72	75-125
9 Anthracene	50.0	50.5	100.97	75-125
12 Fluoranthene	50.0	49.6	99.22	75-125
13 Pyrene	50.0	51.1	102.27	75-125
14 Benzo(a)Anthracene	50.0	50.4	100.89	75-125
15 Chrysene	50.0	49.9	99.75	75-125
16 Benzo(b)Fluoranthene	100	101	101.11	75-125
17 Benzo(k)Fluoranthene	100	101	101.11	75-125
18 Benzo(a)Pyrene	50.0	50.9	101.88	75-125
19 Indo(1,2,3cd)Pyrene	100	104	104.37	75-125
20 Dibenzo(a,h)Anthracene	100	104	104.37	75-125
21 Benzo(g,h,i)Perylene	50.0	52.5	105.06	75-125

SURROGATE COMPOUND	CONC ADDED ug/L	CONC RECOVERED ug/L	% RECOVERED	LIMITS
\$ 3 2-Fluorobiphenyl	50.0	51.5	102.93	40-140
\$ 5 2-Bromonaphthalene	50.0	54.4	108.75	40-140
\$ 10 O-Terphenyl	50.0	55.1	110.13	40-140
\$ 11 Chloro-octadecane	50.0	0.00	*	40-140

GCAL, Inc.

Data file : /var/chem/gcsv19b.i/2111102.b/sv19b057.d
 Lab Smp Id: 1600 Client Smp ID: 1 84-7-10
 Inj Date : 02-NOV-2011 17:55
 Operator : smh Inst ID: gcsv19b.i
 Smp Info : 1600*1 84-7-10
 Misc Info :
 Comment :
 Method : /var/chem/gcsv19b.i/2111102.b/AROEPHmass.m
 Meth Date : 08-Nov-2011 08:36 dlb Quant Type: ESTD
 Cal Date : 02-NOV-2011 17:30 Cal File: sv19b056.d
 Als bottle: 57 QC Sample: LCS
 Dil Factor: 1.00000
 Integrator: HP Genie Compound Sublist: all.sub
 Target Version: 3.50
 Processing Host: org.gcal.com

Concentration Formula: Amt * DF * Uf * Vt/(Vo * Vi) * CpndVariable

Name	Value	Description
DF	1.00000	Dilution Factor
Vo	1.00000	Volume of sample extracted (mL)
Vt	1.00000	Volume of final extract (uL)
Vi	1.00000	Volume injected (uL)
Uf	1.00000	Correction factor

Cpnd Variable

Local Compound Variable

Compounds	RT	EXP RT	DLT RT	RESPONSE	CONCENTRATIONS	
					ON-COLUMN (UG/ML)	FINAL (ug/L)
1 Naphthalene	7.879	7.881	-0.002	139338681	49.0256	49.0
2 2-Methylnaphthalene	8.266	8.266	0.000	132335257	55.6267	55.6
\$ 3 2-Fluorobiphenyl	8.453	8.454	-0.001	126473294	51.4645	51.5
4 Acenaphthylene	8.765	8.767	-0.002	136751456	49.4891	49.5
\$ 5 2-Bromonaphthalene	8.838	8.839	-0.001	85304529	54.3764	54.4
6 Acenaphthene	8.858	8.858	0.000	139305778	47.8689	47.9
7 Fluorene	9.131	9.133	-0.002	138659834	50.0363	50.0
8 Phenanthrene	9.658	9.658	0.000	139031327	50.3612	50.4
9 Anthracene	9.688	9.689	-0.001	133992045	50.4869	50.5
\$ 10 O-Terphenyl	9.822	9.823	-0.001	162371730	55.0637	55.1
12 Fluoranthene	10.327	10.329	-0.002	139951783	49.6082	49.6
13 Pyrene	10.467	10.468	-0.001	146018326	51.1362	51.1
14 Benzo(a)Anthracene	11.209	11.215	-0.006	140091684	50.4462	50.4

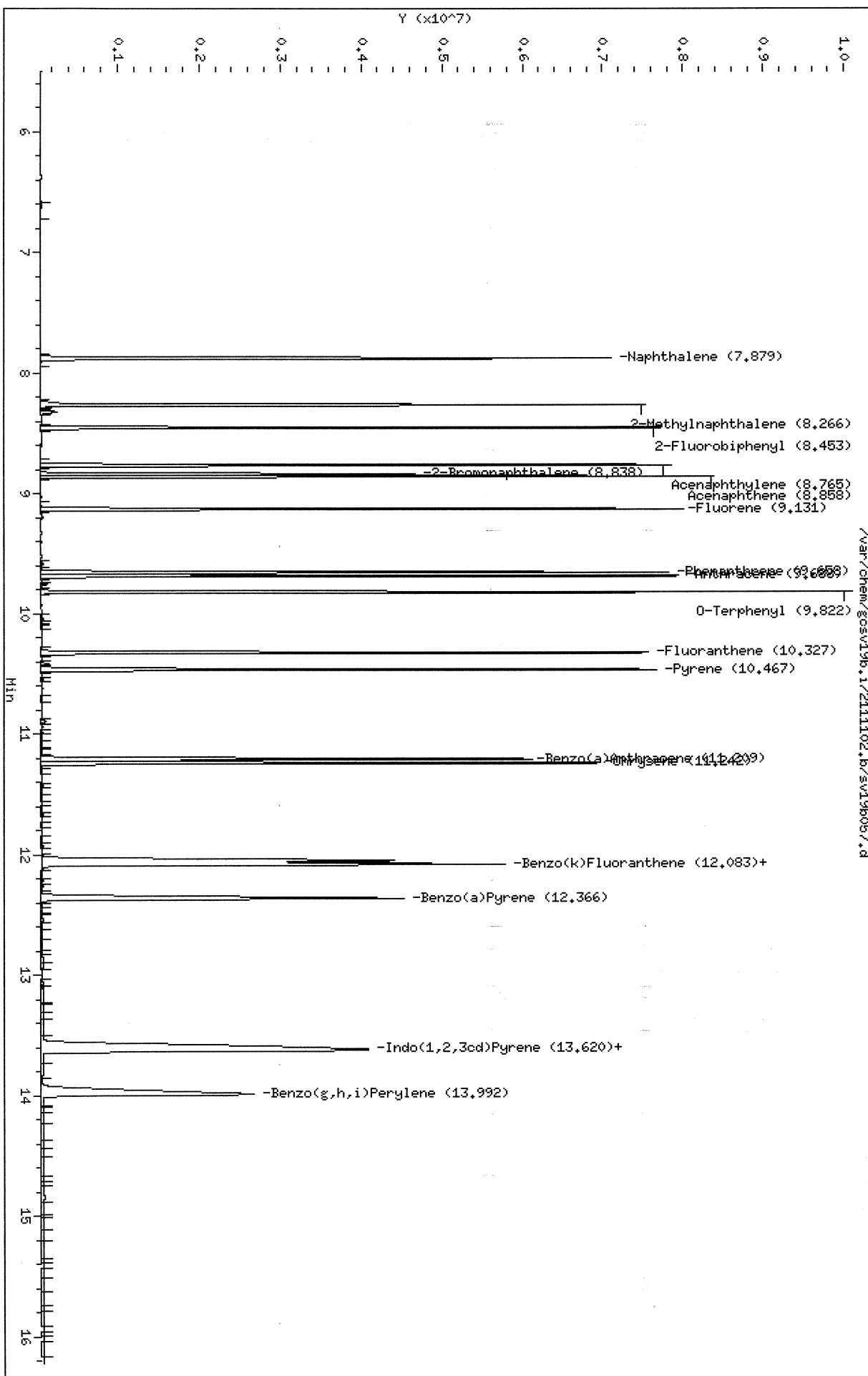
Compounds	RT	EXP RT	DLT RT	RESPONSE	CONCENTRATIONS	
					ON-COLUMN (UG/ML)	FINAL (ug/L)
15 Chrysene	11.242	11.246	-0.004	137066815	49.8756	49.9
16 Benzo(b)Fluoranthene	12.083	12.088	-0.005	284470342	101.114	101 (M2)
17 Benzo(k)Fluoranthene	12.083	12.088	-0.005	284470342	101.114	101 (M2)
18 Benzo(a)Pyrene	12.366	12.373	-0.007	141233811	50.9376	50.9
19 Indo(1,2,3cd)Pyrene	13.620	13.632	-0.012	279620012	104.373	104
20 Dibenzo(a,h)Anthracene	13.620	13.632	-0.012	279620012	104.373	104 (M1)
21 Benzo(g,h,i)Perylene	13.992	14.001	-0.009	145927664	52.5299	52.5
M 22 Arom C11-C22				2373794815	862.915	863
M 113 Total Surrogate Area				374149553		(a)

QC Flag Legend

- a - Target compound detected but, quantitated amount Below Limit Of Quantitation(BLOQ).
- M1- Compound response manually integrated because Target system did not integrate.
- M2- Compound response manually integrated because Target system integrated incorrectly.

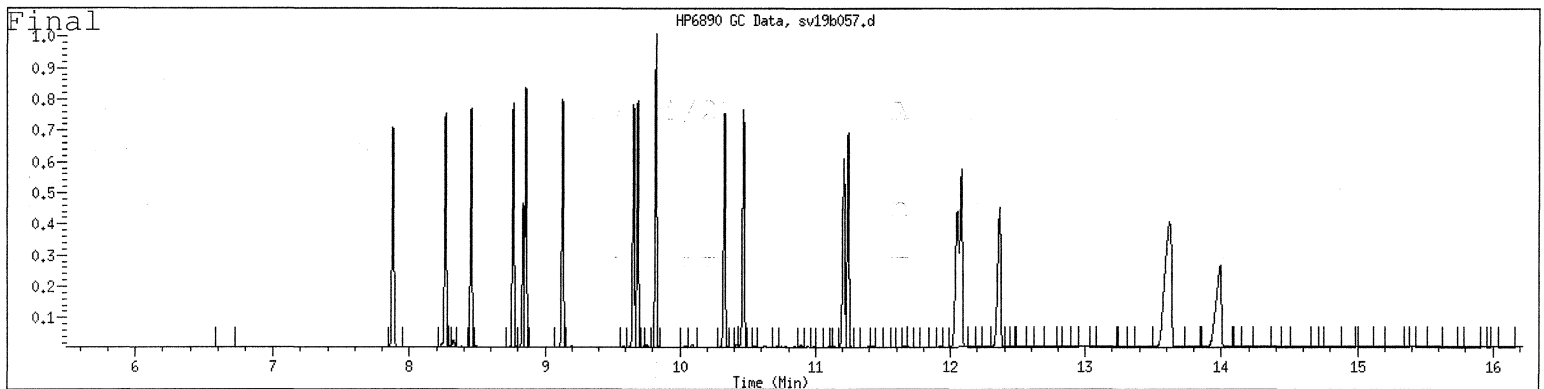
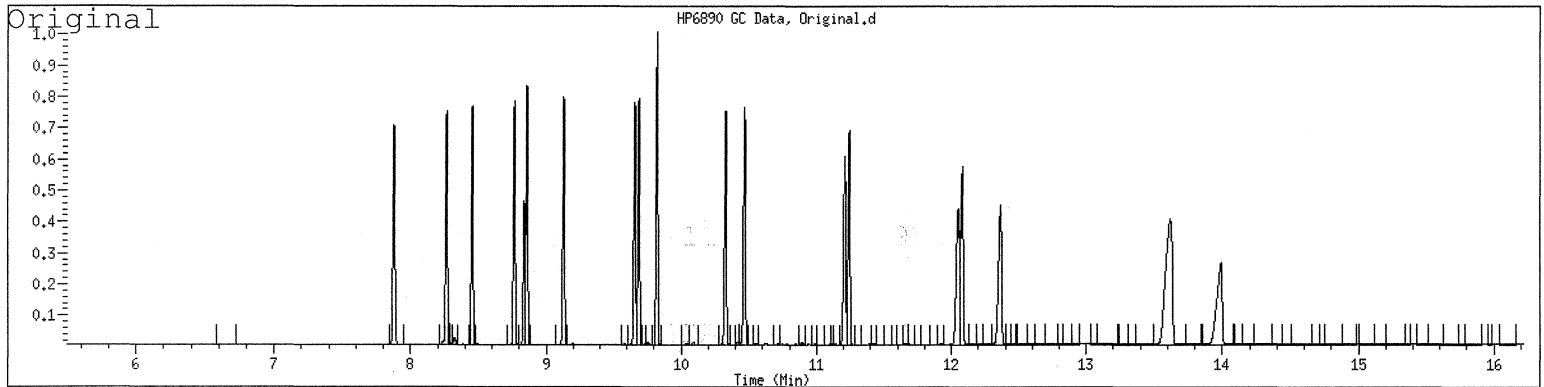
Data File: /var/chem/gosv19b.i/2111102.b/sv19b057.d
 Date: 02-NOV-2011 17:55
 Client ID: 1 84-7-10
 Sample Info: 1600x1 84-7-10
 Volume Injected (uL): 1.0
 Column phase: DB-SMS-30H

Instrument: gosv19b.i
 Operator: smh
 Column diameter: 0.25



MANUAL INTEGRATION GRAPHIC REPORT

Lab ID : 1600
Injection Date: 11/02/2011 17:55
Operator : smh
Sample Info : 1600*1 84-7-10
Misc Info :
Method : /var/chem/gcsv19b.i/2111102.b/AROEPHmass.m
Dilution : 1.00
Matrix : WATER
Integrator : HP Genie
SampleType : LCS
Instrument : gcsv19b.i
Compound Sublist: all



GCAL, Inc.

CONTINUING CALIBRATION COMPOUNDS

Instrument ID: gcsv19b.i Injection Date: 04-NOV-2011 08:48
 Lab File ID: sv19b052.d Init. Cal. Date(s): 02-NOV-2011 03-NOV-2011
 Analysis Type: WATER Init. Cal. Times: 15:55 14:30
 Lab Sample ID: 1400 Quant Type: ESTD
 Method: /var/chem/gcsv19b.i/2111104.b/AROEPhmass.m

COMPOUND	RRF / AMOUNT	RF50	MIN		MAX		CURVE TYPE
			RRF	%D / %DRIFT	%D	%DRIFT	
1 Naphthalene	2842159	2619807	0.010	7.82335	25.00000	Averaged	
2 2-Methylnaphthalene	2378988	2198019	0.010	7.60700	25.00000	Averaged	
3 2-Fluorobiphenyl	2457488	2297333	0.010	6.51700	25.00000	Averaged	
4 Acenaphthylene	2763267	2588653	0.010	6.31910	25.00000	Averaged	
5 2-Bromonaphthalene	1568778	1526774	0.010	2.67752	25.00000	Averaged	
6 Acenaphthene	2910153	2626227	0.010	9.75639	25.00000	Averaged	
7 Fluorene	2771184	2586780	0.010	6.65436	25.00000	Averaged	
8 Phenanthrene	2760684	2650730	0.010	3.98287	25.00000	Averaged	
9 Anthracene	2653997	2524466	0.010	4.88060	25.00000	Averaged	
10 O-Terphenyl	2948796	2856200	0.010	3.14011	25.00000	Averaged	
11 Chloro-octadecane	2739500	+++	0.010	+++	25.00000	Averaged<-	
12 Fluoranthene	2821141	2753536	0.010	2.39635	25.00000	Averaged	
13 Pyrene	2855480	2796536	0.010	2.06425	25.00000	Averaged	
14 Benzo(a)Anthracene	2777049	2743858	0.010	1.19518	25.00000	Averaged	
15 Chrysene	2748172	2706024	0.010	1.53368	25.00000	Averaged	
16 Benzo(b)Fluoranthene	2813367	2815382	0.010	-0.07164	25.00000	Averaged	
17 Benzo(k)Fluoranthene	2813367	2815382	0.010	-0.07164	25.00000	Averaged	
18 Benzo(a)Pyrene	2772685	2826412	0.010	-1.93772	25.00000	Averaged	
19 Indo(1,2,3cd)Pyrene	2679052	2753570	0.010	-2.78150	25.00000	Averaged	
20 Dibenzo(a,h)Anthracene	2679052	2753570	0.010	-2.78150	25.00000	Averaged	
21 Benzo(g,h,i)Perylene	2777993	2849763	0.010	-2.58352	25.00000	Averaged	
M 22 Arom C11-C22	2753988	2682866	0.010	2.58251	25.00000	Averaged	
23 Unadjusted Arom C11-C22	+++	+++	0.010	+++	25.00000	Averaged<-	
M 113 Total Surrogate Area	+++	+++	0.010	+++	25.00000	Averaged<-	

Average %D / Drift Results.
 =====
 Calculated Average %D/Drift = 8.15263
 Maximun Average %D/Drift = 25.00000
 * Passed Average %D/Drift Test.

GCAL, Inc.

Data file : /var/chem/gcsv19b.i/2111104.b/sv19b052.d
 Lab Smp Id: 1400 Client Smp ID: 1 84-12-8
 Inj Date : 04-NOV-2011 08:48
 Operator : smh Inst ID: gcsv19b.i
 Smp Info : 1400*1 84-12-8
 Misc Info :
 Comment :
 Method : /var/chem/gcsv19b.i/2111104.b/AROEPHmass.m
 Meth Date : 08-Nov-2011 13:36 smh Quant Type: ESTD
 Cal Date : 03-NOV-2011 13:18 Cal File: sv19b053s.d
 Als bottle: 52 Continuing Calibration Sample
 Dil Factor: 1.00000
 Integrator: HP Genie Compound Sublist: all.sub
 Target Version: 3.50
 Processing Host: org.gcal.com

Concentration Formula: Amt * DF * Uf * Vt / (Vo * Vi) * CpndVariable

Name	Value	Description
DF	1.00000	Dilution Factor
Vo	1000.00000	Volume of sample extracted (mL)
Vt	2000.00000	Volume of final extract (uL)
Vi	1.00000	Volume injected (uL)
Uf	1.00000	Correction factor

Cpnd Variable Local Compound Variable

Compounds	AMOUNTS						
	RT	EXP RT	DLT RT	RESPONSE	CAL-AMT (UG/ML)	ON-COL (UG/ML)	
1 Naphthalene	7.878	7.881	-0.003	130990346	50.0000	46.1	
2 2-Methylnaphthalene	8.264	8.266	-0.002	109900939	50.0000	46.2	
\$ 3 2-Fluorobiphenyl	8.453	8.454	-0.001	114866664	50.0000	46.7	
4 Acenaphthylene	8.764	8.767	-0.003	129432655	50.0000	46.8	
\$ 5 2-Bromonaphthalene	8.838	8.839	-0.001	76338699	50.0000	48.7	
6 Acenaphthene	8.857	8.858	-0.001	131311343	50.0000	45.1	
7 Fluorene	9.131	9.133	-0.002	129338984	50.0000	46.7	
8 Phenanthrene	9.660	9.659	0.001	132536495	50.0000	48.0	
9 Anthracene	9.691	9.689	0.002	126223310	50.0000	47.6	
\$ 10 O-Terphenyl	9.825	9.824	0.001	142810019	50.0000	48.4	
12 Fluoranthene	10.335	10.330	0.005	137676811	50.0000	48.8	
13 Pyrene	10.476	10.471	0.005	139826800	50.0000	49.0	
14 Benzo(a)Anthracene	11.224	11.218	0.006	137192902	50.0000	49.4	

Compounds	RT	EXP RT	DLT RT	RESPONSE	AMOUNTS	
					CAL-AMT (UG/ML)	ON-COL (UG/ML)
15 Chrysene	11.256	11.250	0.006	135301194	50.0000	49.2
16 Benzo(b)Fluoranthene	12.101	12.092	0.009	281538232	100.000	100 (M2)
17 Benzo(k)Fluoranthene	12.101	12.092	0.009	281538232	100.000	100 (M2)
18 Benzo(a)Pyrene	12.386	12.377	0.009	141320615	50.0000	51.0
19 Indo(1,2,3cd)Pyrene	13.641	13.638	0.003	275356972	100.000	103
20 Dibenzo(a,h)Anthracene	13.641	13.638	0.003	275356972	100.000	103 (M1)
21 Benzo(g,h,i)Perylene	14.014	14.006	0.008	142488157	50.0000	51.3
M 22 Arom C11-C22				2280435755	850.000	828
M 113 Total Surrogate Area				334015382	0.00000	(a)

QC Flag Legend

- a - Target compound detected but, quantitated amount Below Limit Of Quantitation(BLOQ).
- M1- Compound response manually integrated because Target system did not integrate.
- M2- Compound response manually integrated because Target system integrated incorrectly.

Date : 04-NOV-2011 08:48

Client ID: 1 84-12-8

Sample Info: 1400X1 84-12-8

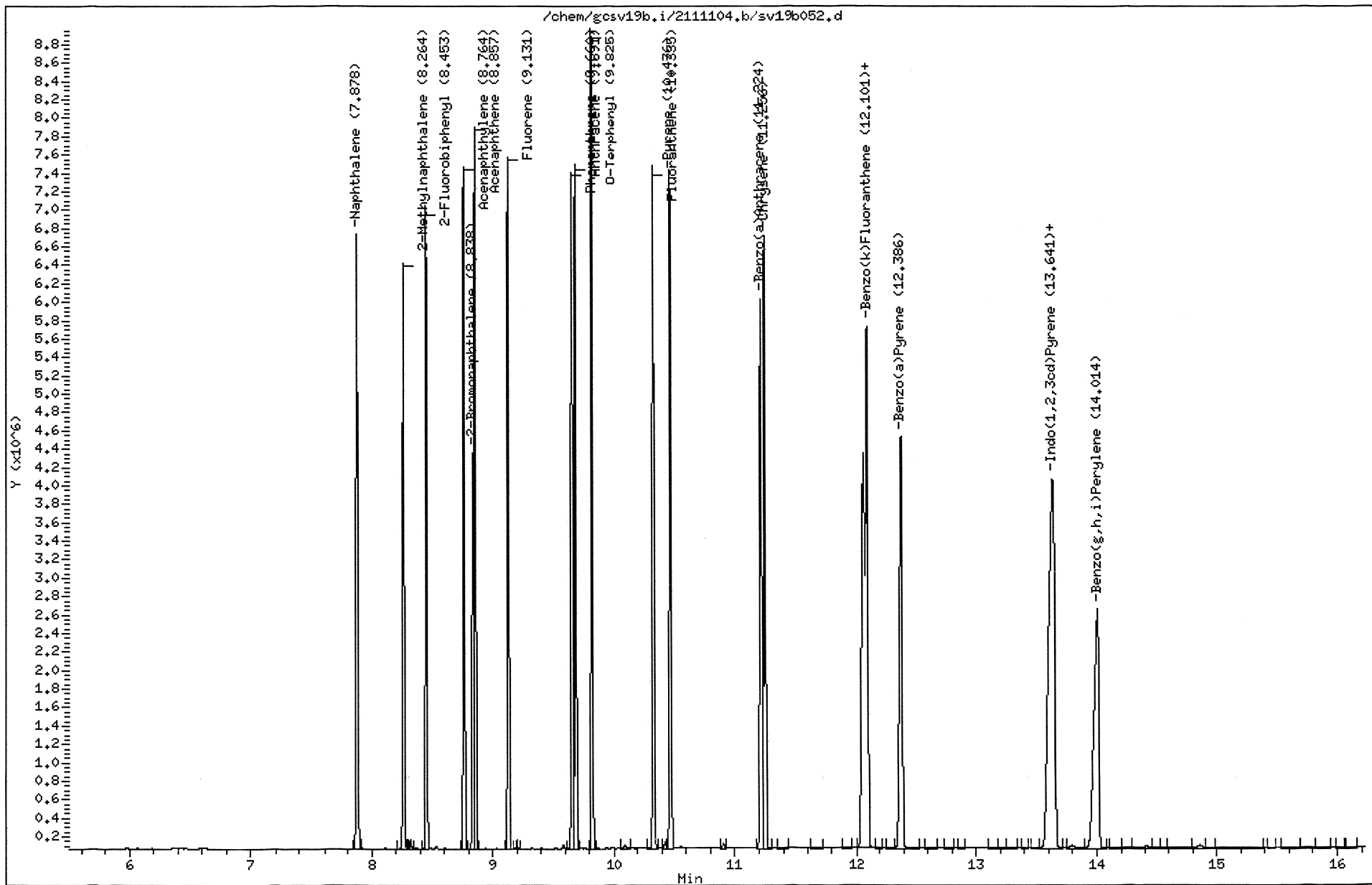
Volume Injected (uL): 1.0

Column phase: DB-5MS-30M

Instrument: gcsv19b.i

Operator: smh

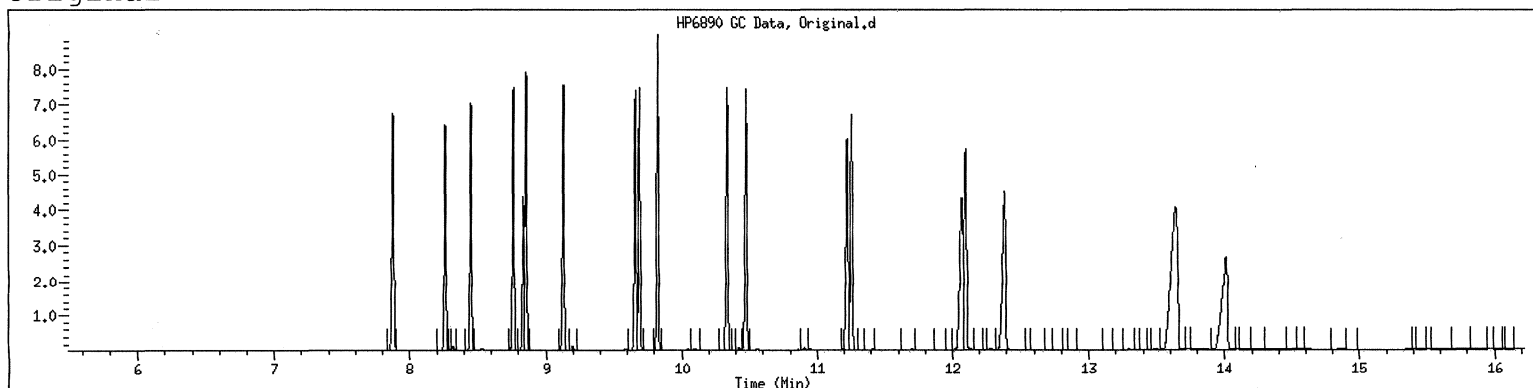
Column diameter: 0.25



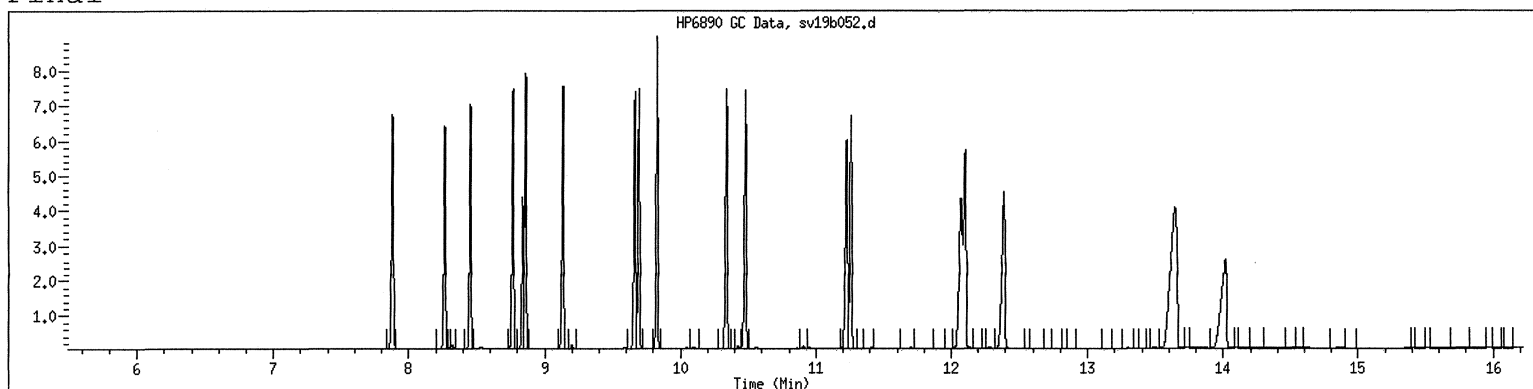
MANUAL INTEGRATION GRAPHIC REPORT

Lab ID : 1400 SampleType : CCALIB_3
Injection Date: 11/04/2011 08:48 Instrument : gcsv19b.i
Operator : smh
Sample Info : 1400*1 84-12-8
Misc Info :
Method : /var/chem/gcsv19b.i/2111104.b/AROEPHmass.m
Dilution : 1.00
Matrix : WATER
Integrator : HP Genie Compound Sublist: all

Original



Final



GCAL, Inc.

CONTINUING CALIBRATION COMPOUNDS

Instrument ID: gcsv19b.i Injection Date: 04-NOV-2011 15:20
 Lab File ID: sv19b064.d Init. Cal. Date(s): 02-NOV-2011 03-NOV-2011
 Analysis Type: WATER Init. Cal. Times: 15:55 14:30
 Lab Sample ID: 1400 Quant Type: ESTD
 Method: /var/chem/gcsv19b.i/2111104.b/AROEPhmass.m

COMPOUND	RRF / AMOUNT	RF50	MIN RRF	MAX %D / %DRIFT	CURVE TYPE
1 Naphthalene	2842159	2687333	0.010	5.44748	Averaged
2 2-Methylnaphthalene	2378988	2259700	0.010	5.01425	Averaged
\$ 3 2-Fluorobiphenyl	2457488	2349400	0.010	4.39829	Averaged
4 Acenaphthylene	2763267	2646120	0.010	4.23944	Averaged
\$ 5 2-Bromonaphthalene	1568778	1499146	0.010	4.43861	Averaged
6 Acenaphthene	2910153	2782857	0.010	4.37421	Averaged
7 Fluorene	2771184	2681206	0.010	3.24691	Averaged
8 Phenanthrene	2760684	2711677	0.010	1.77521	Averaged
9 Anthracene	2653997	2564916	0.010	3.35649	Averaged
\$ 10 O-Terphenyl	2948796	2889155	0.010	2.02255	Averaged
\$ 11 Chloro-octadecane	2739500	++++	0.010	++++	Averaged <-
12 Fluoranthene	2821141	2809781	0.010	0.40265	Averaged
13 Pyrene	2855480	2851317	0.010	0.14578	Averaged
14 Benzo(a)Anthracene	2777049	2766429	0.010	0.38242	Averaged
15 Chrysene	2748172	2741093	0.010	0.25759	Averaged
16 Benzo(b)Fluoranthene	2813367	2836361	0.010	-0.81732	Averaged
17 Benzo(k)Fluoranthene	2813367	2836361	0.010	-0.81732	Averaged
18 Benzo(a)Pyrene	2772685	2835814	0.010	-2.27681	Averaged
19 Indo(1,2,3cd)Pyrene	2679052	2768701	0.010	-3.34630	Averaged
20 Dibenzo(a,h)Anthracene	2679052	2768701	0.010	-3.34630	Averaged
21 Benzo(g,h,i)Perylene	2777993	2891876	0.010	-4.09945	Averaged
M 22 Arom C11-C22	2753988	2731779	0.010	0.80642	Averaged
23 Unadjusted Arom C11-C22	++++	++++	0.010	++++	Averaged <-
M 113 Total Surrogate Area	++++	++++	0.010	++++	Averaged <-

Average %D / Drift Results.

 Calculated Average %D/Drift = 7.04599
 Maximun Average %D/Drift = 25.00000
 * Passed Average %D/Drift Test.

GCAL, Inc.

Data file : /var/chem/gcsv19b.i/2111104.b/sv19b064.d
 Lab Smp Id: 1400 Client Smp ID: 1 84-12-8
 Inj Date : 04-NOV-2011 15:20
 Operator : smh Inst ID: gcsv19b.i
 Smp Info : 1400*1 84-12-8
 Misc Info :
 Comment :
 Method : /var/chem/gcsv19b.i/2111104.b/AROEPhmass.m
 Meth Date : 08-Nov-2011 13:57 smh Quant Type: ESTD
 Cal Date : 03-NOV-2011 13:18 Cal File: sv19b053s.d
 Als bottle: 64 Continuing Calibration Sample
 Dil Factor: 1.00000
 Integrator: HP Genie Compound Sublist: all.sub
 Target Version: 3.50
 Processing Host: org.gcal.com

Concentration Formula: Amt * DF * Uf * Vt / (Vo * Vi) * CpndVariable

Name	Value	Description
DF	1.00000	Dilution Factor
Vo	1000.00000	Volume of sample extracted (mL)
Vt	2000.00000	Volume of final extract (uL)
Vi	1.00000	Volume injected (uL)
Uf	1.00000	Correction factor

Cpnd Variable Local Compound Variable

Compounds	AMOUNTS						
	RT	EXP RT	DLT RT	RESPONSE	CAL-AMT (UG/ML)	ON-COL (UG/ML)	
1 Naphthalene	7.879	7.881	-0.002	134366638	50.0000	47.3	
2 2-Methylnaphthalene	8.266	8.266	0.000	112984994	50.0000	47.5	
\$ 3 2-Fluorobiphenyl	8.454	8.455	-0.001	117470022	50.0000	47.8	
4 Acenaphthylene	8.765	8.767	-0.002	132305981	50.0000	47.9	
\$ 5 2-Bromonaphthalene	8.839	8.839	0.000	74957316	50.0000	47.8	
6 Acenaphthene	8.858	8.859	-0.001	139142828	50.0000	47.8	
7 Fluorene	9.132	9.133	-0.001	134060320	50.0000	48.4	
8 Phenanthrene	9.660	9.659	0.001	135583832	50.0000	49.1	
9 Anthracene	9.690	9.689	0.001	128245811	50.0000	48.3	
\$ 10 O-Terphenyl	9.824	9.824	0.000	144457740	50.0000	49.0	
12 Fluoranthene	10.332	10.330	0.002	140489058	50.0000	49.8	
13 Pyrene	10.472	10.470	0.002	142565866	50.0000	49.9	
14 Benzo(a)Anthracene	11.218	11.217	0.001	138321435	50.0000	49.8	

Compounds	RT	EXP RT	DLT RT	RESPONSE	AMOUNTS	
					CAL-AMT (UG/ML)	ON-COL (UG/ML)
15 Chrysene	11.250	11.248	0.002	137054658	50.0000	49.9
16 Benzo(b)Fluoranthene	12.093	12.091	0.002	283636086	100.000	101 (M2)
17 Benzo(k)Fluoranthene	12.093	12.091	0.002	283636086	100.000	101 (M2)
18 Benzo(a)Pyrene	12.377	12.376	0.001	141790710	50.0000	51.1
19 Indo(1,2,3cd)Pyrene	13.634	13.636	-0.002	276870121	100.000	103
20 Dibenzo(a,h)Anthracene	13.634	13.636	-0.002	276870121	100.000	103 (M1)
21 Benzo(g,h,i)Perylene	14.006	14.005	0.001	144593787	50.0000	52.0
M 22 Arom C11-C22				2322012125	850.000	843
M 113 Total Surrogate Area				336885078	0.00000	(a)

QC Flag Legend

- a - Target compound detected but, quantitated amount Below Limit Of Quantitation(BLOQ).
- M1- Compound response manually integrated because Target system did not integrate.
- M2- Compound response manually integrated because Target system integrated incorrectly.

Date : 04-NOV-2011 15:20

Client ID: 1 84-12-8

Instrument: gcsv19b.i

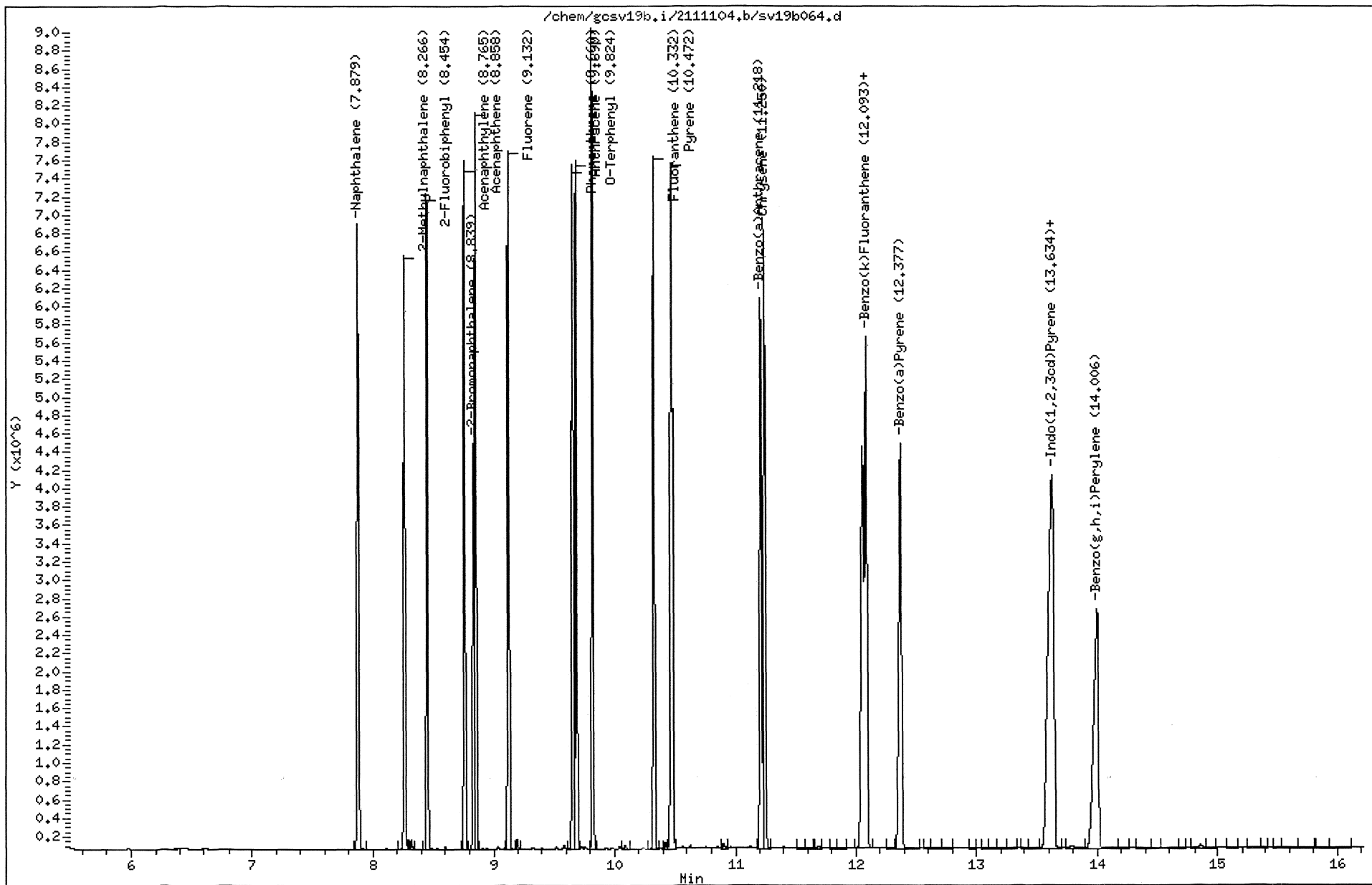
Sample Info: 1400x1 84-12-8

Volume Injected (uL): 1.0

Operator: smh

Column phase: DB-5MS-30M

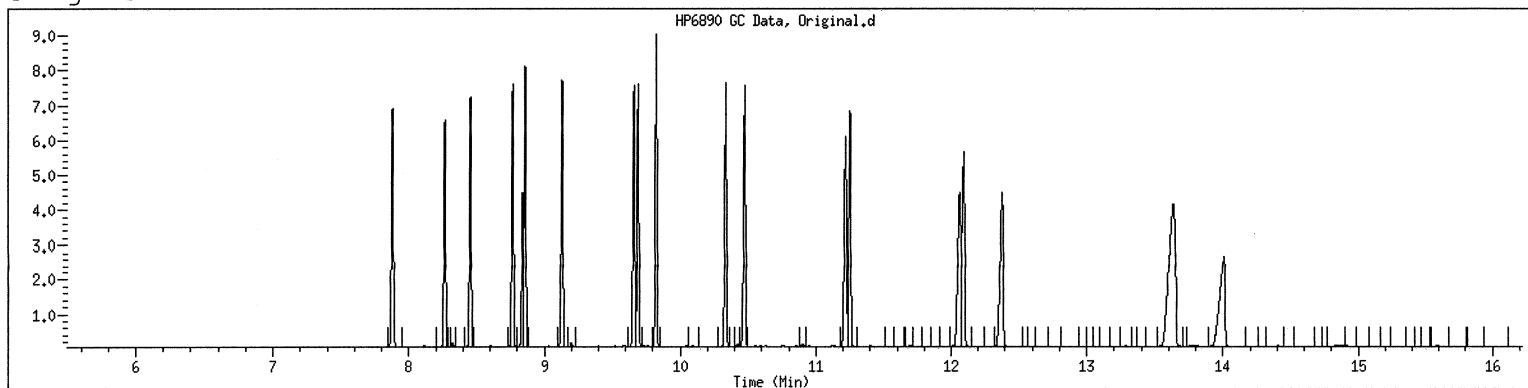
Column diameter: 0.25



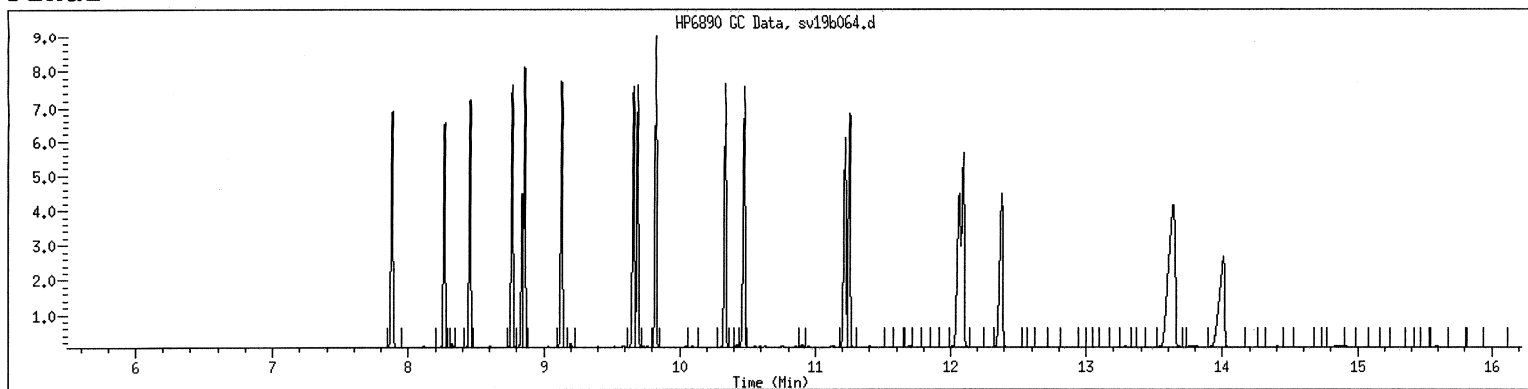
MANUAL INTEGRATION GRAPHIC REPORT

Lab ID : 1400 SampleType : CCALIB_3
Injection Date: 11/04/2011 15:20 Instrument : gcsv19b.i
Operator : smh
Sample Info : 1400*1 84-12-8
Misc Info :
Method : /var/chem/gcsv19b.i/2111104.b/AROEPHmass.m
Dilution : 1.00
Matrix : WATER
Integrator : HP Genie Compound Sublist: all

Original



Final



GCAL, Inc.

CONTINUING CALIBRATION COMPOUNDS

Instrument ID: gcsv19b.i Injection Date: 04-NOV-2011 21:02
 Lab File ID: sv19b078.d Init. Cal. Date(s): 02-NOV-2011 03-NOV-2011
 Analysis Type: WATER Init. Cal. Times: 15:55 14:30
 Lab Sample ID: 1400 Quant Type: ESTD
 Method: /var/chem/gcsv19b.i/2111104.b/AROEPHmass.m

COMPOUND	RRF / AMOUNT	RF50	MIN		MAX		CURVE TYPE
			RRF	%D / %DRIFT	%D / %DRIFT	%D / %DRIFT	
1 Naphthalene	2842159	2738058	0.010	3.66273	25.00000	Averaged	
2 2-Methylnaphthalene	2378988	2294921	0.010	3.53373	25.00000	Averaged	
3 2-Fluorobiphenyl	2457488	2378493	0.010	3.21447	25.00000	Averaged	
4 Acenaphthylene	2763267	2684675	0.010	2.84417	25.00000	Averaged	
5 2-Bromonaphthalene	1568778	1616043	0.010	-3.01283	25.00000	Averaged	
6 Acenaphthene	2910153	2709141	0.010	6.90725	25.00000	Averaged	
7 Fluorene	2771184	2705485	0.010	2.37081	25.00000	Averaged	
8 Phenanthrene	2760684	2732439	0.010	1.02312	25.00000	Averaged	
9 Anthracene	2653997	2601571	0.010	1.97535	25.00000	Averaged	
10 O-Terphenyl	2948796	2905163	0.010	1.47967	25.00000	Averaged	
11 Chloro-octadecane	2739500	++++	0.010	++++	25.00000	Averaged<-	
12 Fluoranthene	2821141	2829367	0.010	-0.29161	25.00000	Averaged	
13 Pyrene	2855480	2878648	0.010	-0.81133	25.00000	Averaged	
14 Benzo(a)Anthracene	2777049	2821100	0.010	-1.58626	25.00000	Averaged	
15 Chrysene	2748172	2767613	0.010	-0.70740	25.00000	Averaged	
16 Benzo(b)Fluoranthene	2813367	2894257	0.010	-2.87521	25.00000	Averaged	
17 Benzo(k)Fluoranthene	2813367	2894257	0.010	-2.87521	25.00000	Averaged	
18 Benzo(a)Pyrene	2772685	2879567	0.010	-3.85480	25.00000	Averaged	
19 Indo(1,2,3cd)Pyrene	2679052	2824695	0.010	-5.43636	25.00000	Averaged	
20 Dibenzo(a,h)Anthracene	2679052	2824695	0.010	-5.43636	25.00000	Averaged	
21 Benzo(g,h,i)Perylene	2777993	2907536	0.010	-4.66317	25.00000	Averaged	
M 22 Arom C11-C22	2753988	2764001	0.010	-0.36361	25.00000	Averaged	
23 Unadjusted Arom C11-C22	++++	++++	0.010	++++	25.00000	Averaged<-	
M 113 Total Surrogate Area	++++	++++	0.010	++++	25.00000	Averaged<-	

Average %D / Drift Results.

 Calculated Average %D/Drift = 7.22388
 Maximun Average %D/Drift = 25.00000
 * Passed Average %D/Drift Test.

GCAL, Inc.

Data file : /var/chem/gcsv19b.i/2111104.b/sv19b078.d
 Lab Smp Id: 1400 Client Smp ID: 1 84-12-8
 Inj Date : 04-NOV-2011 21:02
 Operator : smh Inst ID: gcsv19b.i
 Smp Info : 1400*1 84-12-8
 Misc Info :
 Comment :
 Method : /var/chem/gcsv19b.i/2111104.b/AROEPhmass.m
 Meth Date : 08-Nov-2011 14:08 smh Quant Type: ESTD
 Cal Date : 03-NOV-2011 13:18 Cal File: sv19b053s.d
 Als bottle: 78 Continuing Calibration Sample
 Dil Factor: 1.00000
 Integrator: HP Genie Compound Sublist: all.sub
 Target Version: 3.50
 Processing Host: org.gcal.com

Concentration Formula: Amt * DF * Uf * Vt / (Vo * Vi) * CpndVariable

Name	Value	Description
DF	1.00000	Dilution Factor
Vo	1000.00000	Volume of sample extracted (mL)
Vt	2000.00000	Volume of final extract (uL)
Vi	1.00000	Volume injected (uL)
Uf	1.00000	Correction factor

Cpnd Variable Local Compound Variable

Compounds	AMOUNTS						
	RT	EXP RT	DLT RT	RESPONSE	CAL-AMT (UG/ML)	ON-COL (UG/ML)	
1 Naphthalene	7.879	7.881	-0.002	136902912	50.0000	48.2	
2 2-Methylnaphthalene	8.266	8.266	0.000	114746068	50.0000	48.2	
\$ 3 2-Fluorobiphenyl	8.453	8.455	-0.002	118924633	50.0000	48.4	
4 Acenaphthylene	8.766	8.767	-0.001	134233727	50.0000	48.6	
\$ 5 2-Bromonaphthalene	8.839	8.839	0.000	80802145	50.0000	51.5	
6 Acenaphthene	8.858	8.858	0.000	135457066	50.0000	46.5	
7 Fluorene	9.132	9.133	-0.001	135274249	50.0000	48.8	
8 Phenanthrene	9.660	9.659	0.001	136621969	50.0000	49.5	
9 Anthracene	9.690	9.689	0.001	130078572	50.0000	49.0	
\$ 10 O-Terphenyl	9.824	9.824	0.000	145258158	50.0000	49.3	
12 Fluoranthene	10.332	10.330	0.002	141468360	50.0000	50.1	
13 Pyrene	10.472	10.470	0.002	143932378	50.0000	50.4	
14 Benzo(a)Anthracene	11.217	11.216	0.001	141054993	50.0000	50.8	

Compounds	RT	EXP RT	DLT RT	RESPONSE	AMOUNTS	
					CAL-AMT (UG/ML)	ON-COL (UG/ML)
15 Chrysene	11.249	11.248	0.001	138380641	50.0000	50.4
16 Benzo(b) Fluoranthene	12.092	12.091	0.001	289425705	100.000	103 (M2)
17 Benzo(k) Fluoranthene	12.092	12.091	0.001	289425705	100.000	103 (M2)
18 Benzo(a) Pyrene	12.376	12.376	0.000	143978345	50.0000	51.9
19 Indo(1,2,3cd) Pyrene	13.631	13.636	-0.005	282469487	100.000	105 (M1)
20 Dibenzo(a,h) Anthracene	13.631	13.636	-0.005	282469487	100.000	105
21 Benzo(g,h,i) Perylene	14.004	14.004	0.000	145376792	50.0000	52.3
M 22 Arom C11-C22				2349401264	850.000	853
M 113 Total Surrogate Area				344984936	0.00000	(a)

QC Flag Legend

- a - Target compound detected but, quantitated amount Below Limit Of Quantitation(BLOQ).
- M1- Compound response manually integrated because Target system did not integrate.
- M2- Compound response manually integrated because Target system integrated incorrectly.

Date : 04-NOV-2011 21:02

Client ID: 184-12-8

Sample Info: 1400x1 84-12-8

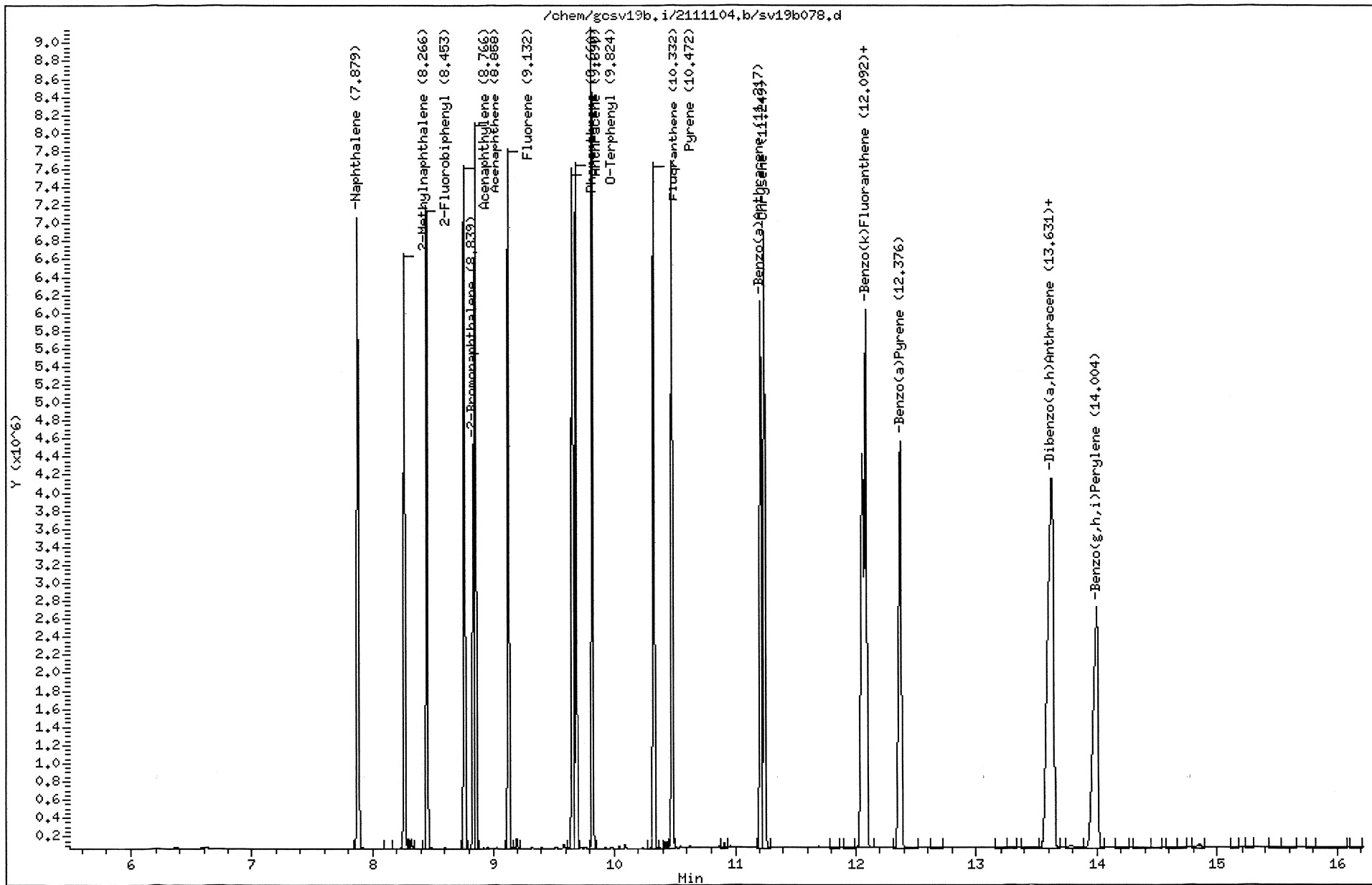
Volume Injected (uL): 1.0

Column phase: DB-5MS-30M

Instrument: gcsv19b.i

Operator: smh

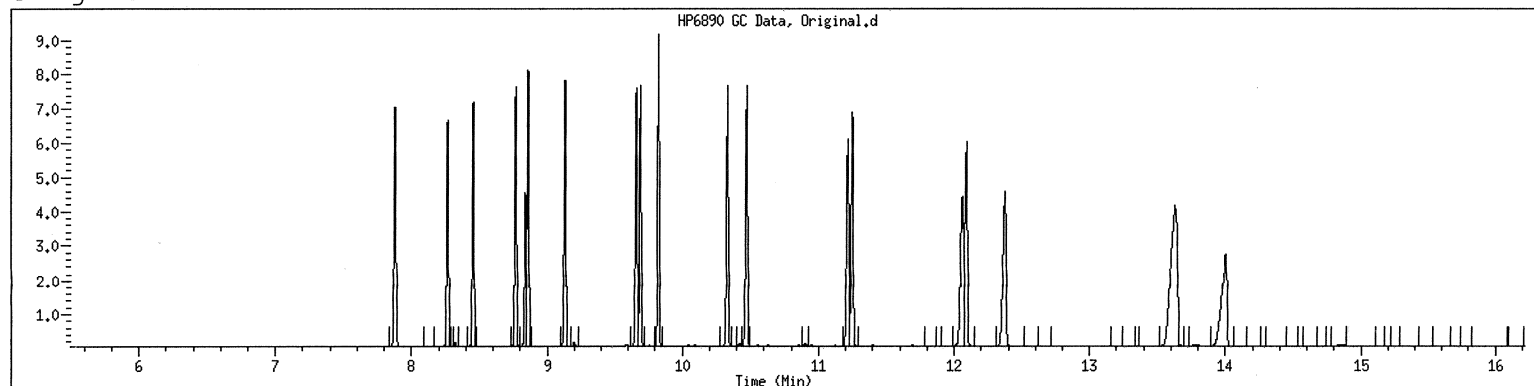
Column diameter: 0.25



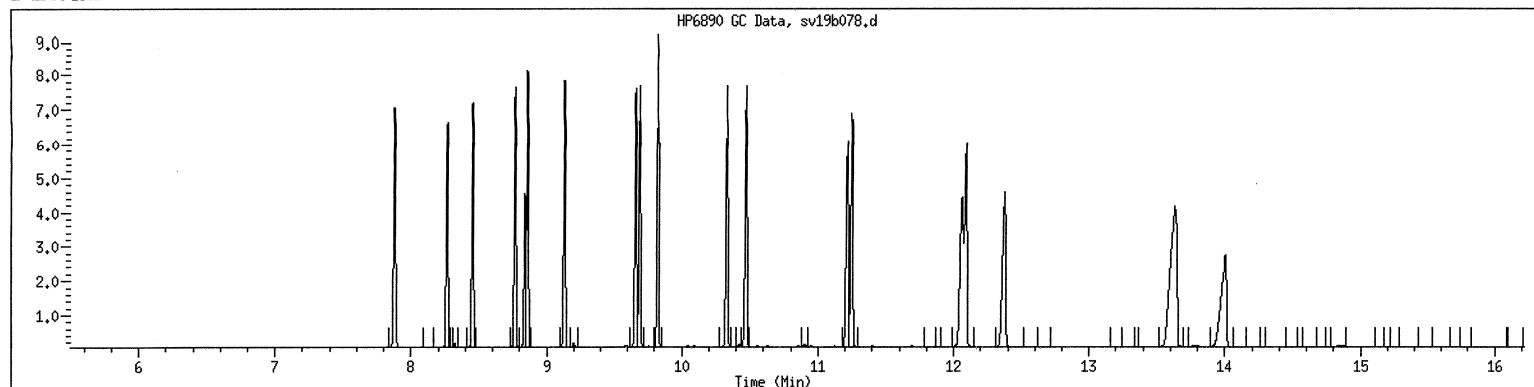
MANUAL INTEGRATION GRAPHIC REPORT

Lab ID : 1400 SampleType : CCALIB_3
Injection Date: 11/04/2011 21:02 Instrument : gcsv19b.i
Operator : smh
Sample Info : 1400*1 84-12-8
Misc Info :
Method : /var/chem/gcsv19b.i/2111104.b/AROEPhmass.m
Dilution : 1.00
Matrix : WATER
Integrator : HP Genie Compound Sublist: all

Original



Final



GCAL, Inc.

CONTINUING CALIBRATION COMPOUNDS

Instrument ID: gcsv19b.i Injection Date: 05-NOV-2011 02:38
 Lab File ID: sv19b092.d Init. Cal. Date(s): 02-NOV-2011 03-NOV-2011
 Analysis Type: WATER Init. Cal. Times: 15:55 14:30
 Lab Sample ID: 1400 Quant Type: ESTD
 Method: /var/chem/gcsv19b.i/2111104.b/AROEPhmass.m

COMPOUND	RRF / AMOUNT	RF50	MIN		MAX		CURVE TYPE
			RRF	%D / %DRIFT	%D / %DRIFT	%D / %DRIFT	
1 Naphthalene	2842159	2751150	0.010	3.20211	25.00000	Averaged	
2 2-Methylnaphthalene	2378988	2306335	0.010	3.05397	25.00000	Averaged	
\$ 3 2-Fluorobiphenyl	2457488	2388933	0.010	2.78964	25.00000	Averaged	
4 Acenaphthylene	2763267	2673972	0.010	3.23148	25.00000	Averaged	
\$ 5 2-Bromonaphthalene	1568778	1588186	0.010	-1.23711	25.00000	Averaged	
6 Acenaphthene	2910153	2762779	0.010	5.06412	25.00000	Averaged	
7 Fluorene	2771184	2728654	0.010	1.53474	25.00000	Averaged	
8 Phenanthrene	2760684	2743958	0.010	0.60590	25.00000	Averaged	
9 Anthracene	2653997	2598960	0.010	2.07377	25.00000	Averaged	
\$ 10 O-Terphenyl	2948796	2925170	0.010	0.80121	25.00000	Averaged	
\$ 11 Chloro-octadecane	2739500	++++	0.010	++++	25.00000	Averaged	<-
12 Fluoranthene	2821141	2853163	0.010	-1.13510	25.00000	Averaged	
13 Pyrene	2855480	2891284	0.010	-1.25387	25.00000	Averaged	
14 Benzo(a)Anthracene	2777049	2815165	0.010	-1.37256	25.00000	Averaged	
15 Chrysene	2748172	2769005	0.010	-0.75805	25.00000	Averaged	
16 Benzo(b)Fluoranthene	2813367	2878379	0.010	-2.31082	25.00000	Averaged	
17 Benzo(k)Fluoranthene	2813367	2878379	0.010	-2.31082	25.00000	Averaged	
18 Benzo(a)Pyrene	2772685	2865833	0.010	-3.35949	25.00000	Averaged	
19 Indo(1,2,3cd)Pyrene	2679052	2812729	0.010	-4.98973	25.00000	Averaged	
20 Dibenzo(a,h)Anthracene	2679052	2812729	0.010	-4.98973	25.00000	Averaged	
21 Benzo(g,h,i)Perylene	2777993	2913883	0.010	-4.89166	25.00000	Averaged	
M 22 Arom C11-C22	2753988	2768021	0.010	-0.50956	25.00000	Averaged	
23 Unadjusted Arom C11-C22	++++	++++	0.010	++++	25.00000	Averaged	<-
M 113 Total Surrogate Area	++++	++++	0.010	++++	25.00000	Averaged	<-

Average %D / Drift Results.	
=====	
Calculated Average %D/Drift =	6.88525
Maximun Average %D/Drift =	25.00000
* Passed Average %D/Drift Test.	

GCAL, Inc.

Data file : /var/chem/gcsv19b.i/2111104.b/sv19b092.d
 Lab Smp Id: 1400 Client Smp ID: 1 84-12-8
 Inj Date : 05-NOV-2011 02:38
 Operator : smh Inst ID: gcsv19b.i
 Smp Info : 1400*1 84-12-8
 Misc Info :
 Comment :
 Method : /var/chem/gcsv19b.i/2111104.b/AROEPHmass.m
 Meth Date : 08-Nov-2011 14:38 smh Quant Type: ESTD
 Cal Date : 03-NOV-2011 13:18 Cal File: sv19b053s.d
 Als bottle: 92 Continuing Calibration Sample
 Dil Factor: 1.00000
 Integrator: HP Genie Compound Sublist: all.sub
 Target Version: 3.50
 Processing Host: org.gcal.com

Concentration Formula: Amt * DF * Uf * Vt / (Vo * Vi) * CpndVariable

Name	Value	Description
DF	1.00000	Dilution Factor
Vo	1000.00000	Volume of sample extracted (mL)
Vt	2000.00000	Volume of final extract (uL)
Vi	1.00000	Volume injected (uL)
Uf	1.00000	Correction factor

Cpnd Variable Local Compound Variable

Compounds	RT	EXP RT	DLT RT	RESPONSE	AMOUNTS	
					CAL-AMT (UG/ML)	ON-COL (UG/ML)
1 Naphthalene	7.879	7.881	-0.002	137557484	50.0000	48.4
2 2-Methylnaphthalene	8.265	8.266	-0.001	115316745	50.0000	48.5
\$ 3 2-Fluorobiphenyl	8.453	8.454	-0.001	119446637	50.0000	48.6
4 Acenaphthylene	8.765	8.767	-0.002	133698611	50.0000	48.4
\$ 5 2-Bromonaphthalene	8.838	8.839	-0.001	79409288	50.0000	50.6
6 Acenaphthene	8.857	8.858	-0.001	138138949	50.0000	47.5
7 Fluorene	9.130	9.133	-0.003	136432698	50.0000	49.2
8 Phenanthrene	9.656	9.658	-0.002	137197878	50.0000	49.7
9 Anthracene	9.686	9.688	-0.002	129947975	50.0000	49.0
\$ 10 O-Terphenyl	9.818	9.823	-0.005	146258484	50.0000	49.6
12 Fluoranthene	10.323	10.328	-0.005	142658166	50.0000	50.6
13 Pyrene	10.461	10.468	-0.007	144564212	50.0000	50.6
14 Benzo(a)Anthracene	11.202	11.213	-0.011	140758266	50.0000	50.7

Compounds	RT	EXP RT	DLT RT	RESPONSE	AMOUNTS	
					CAL-AMT (UG/ML)	ON-COL (UG/ML)
15 Chrysene	11.234	11.245	-0.011	138450237	50.0000	50.4
16 Benzo(b)Fluoranthene	12.073	12.087	-0.014	287837853	100.000	102 (M2)
17 Benzo(k)Fluoranthene	12.073	12.087	-0.014	287837853	100.000	102 (M2)
18 Benzo(a)Pyrene	12.356	12.372	-0.016	143291672	50.0000	51.7
19 Indo(1,2,3cd)Pyrene	13.609	13.631	-0.022	281272948	100.000	105 (M1)
20 Dibenzo(a,h)Anthracene	13.609	13.631	-0.022	281272948	100.000	105
21 Benzo(g,h,i)Perylene	13.982	14.000	-0.018	145694166	50.0000	52.4
M 22 Arom C11-C22				2352817860	850.000	854
M 113 Total Surrogate Area				345114409	0.00000	(a)

QC Flag Legend

- a - Target compound detected but, quantitated amount Below Limit Of Quantitation(BLOQ).
- M1- Compound response manually integrated because Target system did not integrate.
- M2- Compound response manually integrated because Target system integrated incorrectly.

Date : 05-NOV-2011 02:38

Client ID: 184-12-8

Sample Info: 1400x1 84-12-8

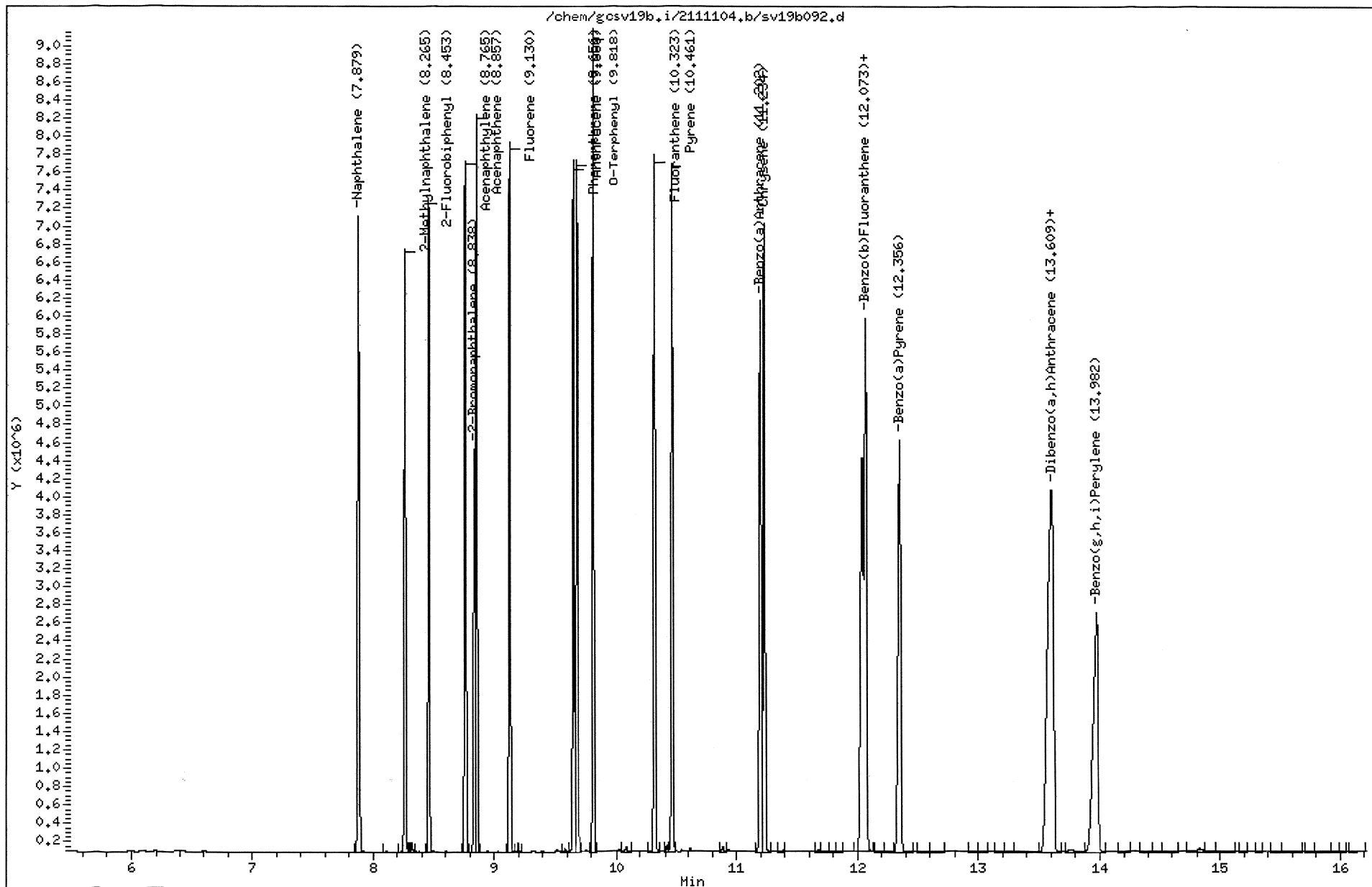
Volume Injected (uL): 1.0

Column phase: DB-5MS-30M

Instrument: gosv19b.i

Operator: smh

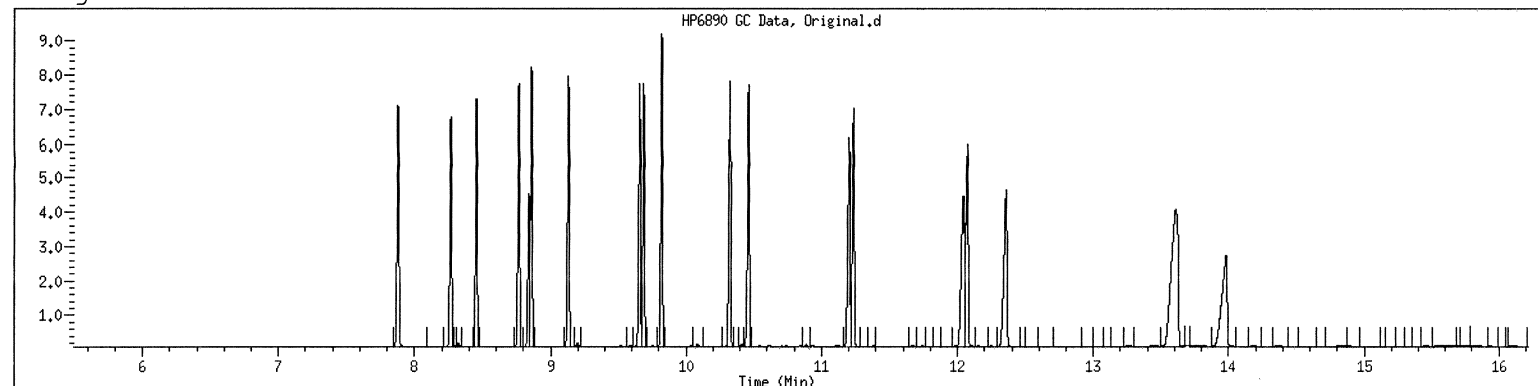
Column diameter: 0.25



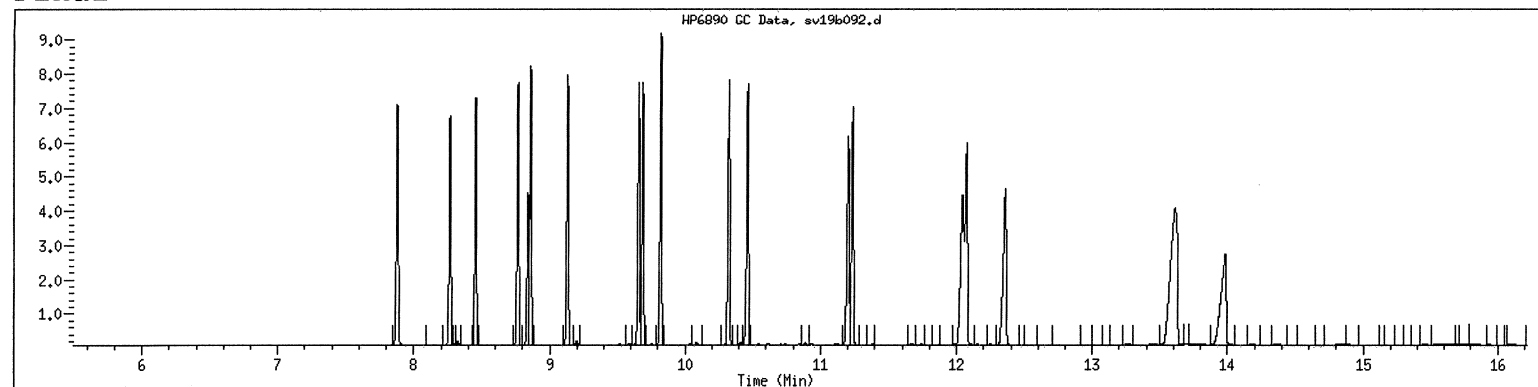
MANUAL INTEGRATION GRAPHIC REPORT

Lab ID : 1400 SampleType : CCALIB_3
Injection Date: 11/05/2011 02:38 Instrument : gcsv19b.i
Operator : smh
Sample Info : 1400*1 84-12-8
Misc Info :
Method : /var/chem/gcsv19b.i/2111104.b/AROEPhmass.m
Dilution : 1.00
Matrix : WATER
Integrator : HP Genie Compound Sublist: all

Original



Final



GCAL, Inc.

CONTINUING CALIBRATION COMPOUNDS

Instrument ID: gcsv19b.i Injection Date: 10-NOV-2011 14:13
 Lab File ID: sv19b052.d Init. Cal. Date(s): 02-NOV-2011 03-NOV-2011
 Analysis Type: WATER Init. Cal. Times: 15:55 14:30
 Lab Sample ID: 1400 Quant Type: ESTD
 Method: /var/chem/gcsv19b.i/2111110.b/AROEPhmass.m

COMPOUND	RRF / AMOUNT	RF50	MIN RRF	MAX %D / %DRIFT	CURVE TYPE
1 Naphthalene	2842159	2643972	0.010	6.97310 25.00000	Averaged
2 2-Methylnaphthalene	2378988	2214133	0.010	6.92963 25.00000	Averaged
\$ 3 2-Fluorobiphenyl	2457488	2316259	0.010	5.74686 25.00000	Averaged
4 Acenaphthylene	2763267	2583096	0.010	6.52022 25.00000	Averaged
\$ 5 2-Bromonaphthalene	1568778	1433504	0.010	8.62289 25.00000	Averaged
6 Acenaphthene	2910153	2768868	0.010	4.85490 25.00000	Averaged
7 Fluorene	2771184	2631823	0.010	5.02896 25.00000	Averaged
8 Phenanthrene	2760684	2518615	0.010	8.76847 25.00000	Averaged
9 Anthracene	2653997	2517693	0.010	5.13583 25.00000	Averaged
\$ 10 O-Terphenyl	2948796	2752788	0.010	6.64704 25.00000	Averaged
12 Fluoranthene	2821141	2509422	0.010	11.04940 25.00000	Averaged
13 Pyrene	2855480	2647674	0.010	7.27747 25.00000	Averaged
14 Benzo(a)Anthracene	2777049	2260450	0.010	18.60244 25.00000	Averaged
15 Chrysene	2748172	2735898	0.010	0.44664 25.00000	Averaged
16 Benzo(b)Fluoranthene	2813367	2461671	0.010	12.50087 25.00000	Averaged
17 Benzo(k)Fluoranthene	2813367	2461671	0.010	12.50087 25.00000	Averaged
18 Benzo(a)Pyrene	2772685	2613952	0.010	5.72490 25.00000	Averaged
19 Indo(1,2,3cd)Pyrene	2679052	2407432	0.010	10.13865 25.00000	Averaged
20 Dibenzo(a,h)Anthracene	2679052	2407432	0.010	10.13865 25.00000	Averaged
21 Benzo(g,h,i)Perylene	2777993	2693272	0.010	3.04975 25.00000	Averaged
M 22 Arom C11-C22	2753988	2533945	0.010	7.98995 25.00000	Averaged

Average %D / Drift Results.

 Calculated Average %D/Drift = 2.93784
 Maximun Average %D/Drift = 25.00000
 * Passed Average %D/Drift Test.

GCAL, Inc.

Data file : /var/chem/gcsv19b.i/2111110.b/sv19b052.d
 Lab Smp Id: 1400 Client Smp ID: 1 84-12-8
 Inj Date : 10-NOV-2011 14:13
 Operator : smh Inst ID: gcsv19b.i
 Smp Info : 1400*1 84-12-8
 Misc Info :
 Comment :
 Method : /var/chem/gcsv19b.i/2111110.b/AROEPHmass.m
 Meth Date : 11-Nov-2011 14:10 dlb Quant Type: ESTD
 Cal Date : 03-NOV-2011 13:18 Cal File: sv19b053s.d
 Als bottle: 52 Continuing Calibration Sample
 Dil Factor: 1.00000
 Integrator: HP Genie Compound Sublist: cal.sub
 Target Version: 3.50

Concentration Formula: Amt * DF * Uf * Vt / (Vo * Vi) * CpndVariable

Name	Value	Description
DF	1.00000	Dilution Factor
Vo	1000.00000	Volume of sample extracted (mL)
Vt	2000.00000	Volume of final extract (uL)
Vi	1.00000	Volume injected (uL)
Uf	1.00000	Correction factor

Cpnd Variable Local Compound Variable

Compounds	AMOUNTS					
	RT	EXP RT	DLT RT	RESPONSE	CAL-AMT (UG/ML)	ON-COL (UG/ML)
1 Naphthalene	7.875	7.880	-0.005	132198609	50.0000	46.5
2 2-Methylnaphthalene	8.262	8.265	-0.003	110706672	50.0000	46.5
\$ 3 2-Fluorobiphenyl	8.450	8.454	-0.004	115812971	50.0000	47.1
4 Acenaphthylene	8.763	8.766	-0.003	129154777	50.0000	46.7
\$ 5 2-Bromonaphthalene	8.836	8.838	-0.002	71675211	50.0000	45.7
6 Acenaphthene	8.855	8.858	-0.003	138443389	50.0000	47.6
7 Fluorene	9.129	9.132	-0.003	131591129	50.0000	47.5
8 Phenanthrene	9.659	9.657	0.002	125930741	50.0000	45.6
9 Anthracene	9.689	9.688	0.001	125884626	50.0000	47.4
\$ 10 O-Terphenyl	9.823	9.822	0.001	137639397	50.0000	46.7
12 Fluoranthene	10.333	10.327	0.006	125471080	50.0000	44.5
13 Pyrene	10.475	10.467	0.008	132383678	50.0000	46.4
14 Benzo(a)Anthracene	11.223	11.223	0.000	113022488	50.0000	40.7
15 Chrysene	11.255	11.250	0.005	136794887	50.0000	49.8

Compounds	RT	EXP RT	DLT RT	RESPONSE	AMOUNTS	
					CAL-AMT (UG/ML)	ON-COL (UG/ML)
16 Benzo(b)Fluoranthene	12.100	12.085	0.015	246167136	100.000	87.5 (M2)
17 Benzo(k)Fluoranthene	12.100	12.085	0.015	246167136	100.000	87.5 (M2)
18 Benzo(a)Pyrene	12.386	12.370	0.016	130697590	50.0000	47.1
19 Indo(1,2,3cd)Pyrene	13.644	13.598	0.046	240743229	100.000	89.9 (M1)
20 Dibenzo(a,h)Anthracene	13.644	13.638	0.006	240743229	100.000	89.9
21 Benzo(g,h,i)Perylene	14.015	13.997	0.018	134663577	50.0000	48.5
M 22 Arom C11-C22				2153853608	850.000	782

QC Flag Legend

M1- Compound response manually integrated because Target system did not integrate.

M2- Compound response manually integrated because Target system integrated incorrectly.

Date : 10-NOV-2011 14:13

Client ID: 1 84-12-8

Sample Info: 1400x1 84-12-8

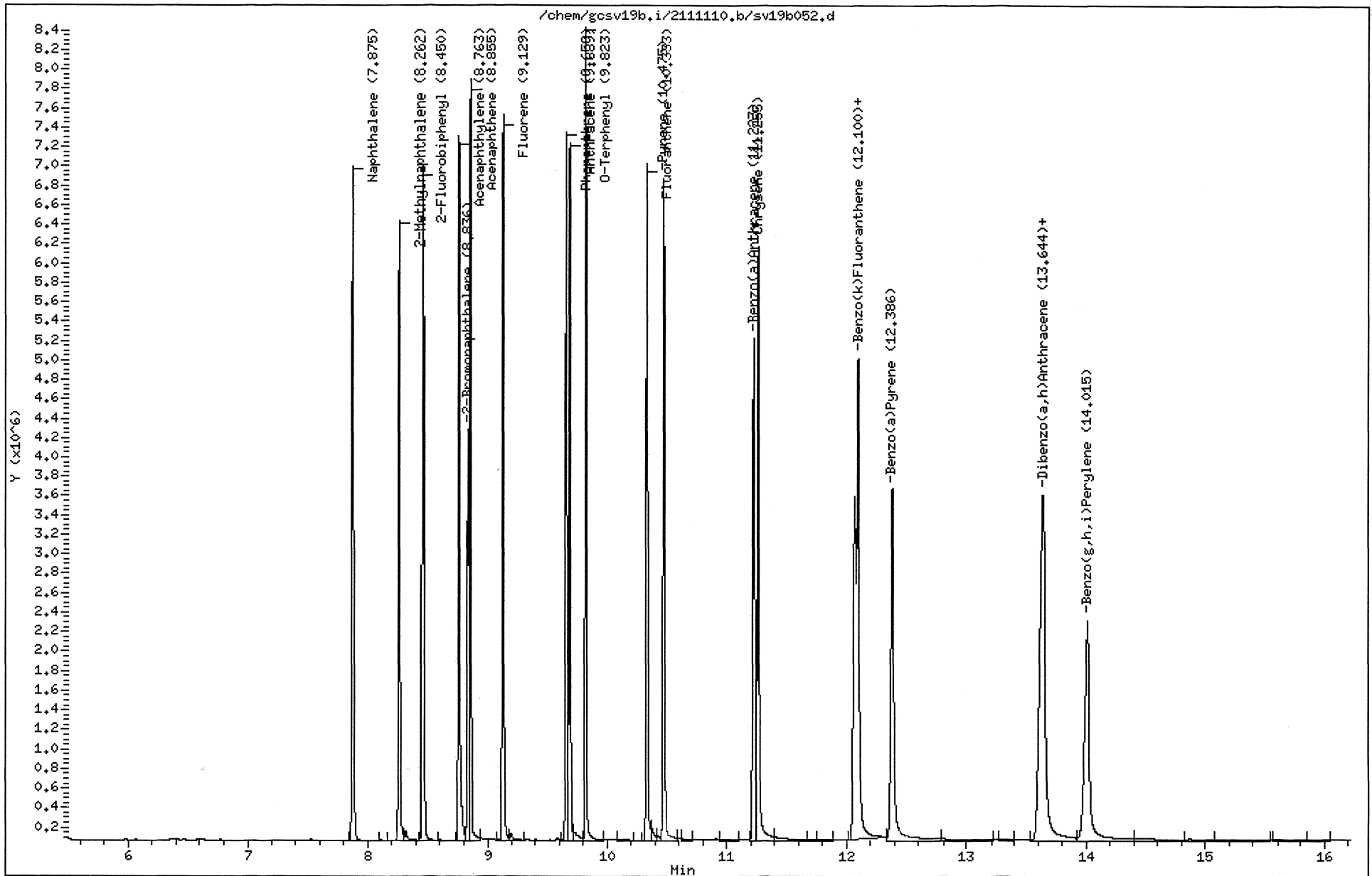
Volume Injected (uL): 1.0

Column phase: DB-5MS-30M

Instrument: gcsv19b.i

Operator: smh

Column diameter: 0.25



GCAL, Inc.

CONTINUING CALIBRATION COMPOUNDS

Instrument ID: gcsv19b.i Injection Date: 10-NOV-2011 19:16
 Lab File ID: sv19b064.d Init. Cal. Date(s): 02-NOV-2011 03-NOV-2011
 Analysis Type: WATER Init. Cal. Times: 15:55 14:30
 Lab Sample ID: 1400 Quant Type: ESTD
 Method: /var/chem/gcsv19b.i/2111110.b/AROEPhmass.m

COMPOUND	RRF / AMOUNT	RF50	MIN RRF	%D / %DRIFT	MAX %D / %DRIFT	CURVE TYPE
1 Naphthalene	2842159	2638530	0.010	7.16458	25.00000	Averaged
2 2-Methylnaphthalene	2378988	2227337	0.010	6.37462	25.00000	Averaged
3 2-Fluorobiphenyl	2457488	2309148	0.010	6.03623	25.00000	Averaged
4 Acenaphthylene	2763267	2609326	0.010	5.57096	25.00000	Averaged
5 2-Bromonaphthalene	1568778	1541377	0.010	1.74669	25.00000	Averaged
6 Acenaphthene	2910153	2666069	0.010	8.38733	25.00000	Averaged
7 Fluorene	2771184	2646356	0.010	4.50450	25.00000	Averaged
8 Phenanthrene	2760684	2629050	0.010	4.76820	25.00000	Averaged
9 Anthracene	2653997	2541899	0.010	4.22377	25.00000	Averaged
10 O-Terphenyl	2948796	2777283	0.010	5.81637	25.00000	Averaged
12 Fluoranthene	2821141	2690287	0.010	4.63832	25.00000	Averaged
13 Pyrene	2855480	2726104	0.010	4.53079	25.00000	Averaged
14 Benzo(a)Anthracene	2777049	2573062	0.010	7.34547	25.00000	Averaged
15 Chrysene	2748172	2646508	0.010	3.69933	25.00000	Averaged
16 Benzo(b)Fluoranthene	2813367	2638572	0.010	6.21302	25.00000	Averaged
17 Benzo(k)Fluoranthene	2813367	2638572	0.010	6.21302	25.00000	Averaged
18 Benzo(a)Pyrene	2772685	2658760	0.010	4.10883	25.00000	Averaged
19 Indo(1,2,3cd)Pyrene	2679052	2591557	0.010	3.26591	25.00000	Averaged
20 Dibenzo(a,h)Anthracene	2679052	2591557	0.010	3.26591	25.00000	Averaged
21 Benzo(g,h,i)Perylene	2777993	2748023	0.010	1.07885	25.00000	Averaged
22 Arom C11-C22	2753988	2615386	0.010	5.03275	25.00000	Averaged

Average %D / Drift Results.

 Calculated Average %D/Drift = 2.93784
 Maximun Average %D/Drift = 25.00000
 * Passed Average %D/Drift Test.

GCAL, Inc.

Data file : /var/chem/gcsv19b.i/2111110.b/sv19b064.d
 Lab Smp Id: 1400 Client Smp ID: 1 84-12-8
 Inj Date : 10-NOV-2011 19:16
 Operator : smh Inst ID: gcsv19b.i
 Smp Info : 1400*1 84-12-8
 Misc Info :
 Comment :
 Method : /var/chem/gcsv19b.i/2111110.b/AROEPHmass.m
 Meth Date : 11-Nov-2011 14:10 dlb Quant Type: ESTD
 Cal Date : 03-NOV-2011 13:18 Cal File: sv19b053s.d
 Als bottle: 64 Continuing Calibration Sample
 Dil Factor: 1.00000
 Integrator: HP Genie Compound Sublist: cal.sub
 Target Version: 3.50

Concentration Formula: Amt * DF * Uf * Vt / (Vo * Vi) * CpndVariable

Name	Value	Description
DF	1.00000	Dilution Factor
Vo	1000.00000	Volume of sample extracted (mL)
Vt	2000.00000	Volume of final extract (uL)
Vi	1.00000	Volume injected (uL)
Uf	1.00000	Correction factor

Cpnd Variable

Local Compound Variable

Compounds	AMOUNTS					
	RT	EXP RT	DLT RT	RESPONSE	CAL-AMT (UG/ML)	ON-COL (UG/ML)
1 Naphthalene	7.875	7.880	-0.005	131926498	50.0000	46.4
2 2-Methylnaphthalene	8.262	8.265	-0.003	111366853	50.0000	46.8
\$ 3 2-Fluorobiphenyl	8.450	8.454	-0.004	115457412	50.0000	47.0
4 Acenaphthylene	8.763	8.766	-0.003	130466308	50.0000	47.2
\$ 5 2-Bromonaphthalene	8.836	8.838	-0.002	77068827	50.0000	49.1
6 Acenaphthene	8.856	8.858	-0.002	133303433	50.0000	45.8
7 Fluorene	9.129	9.132	-0.003	132317824	50.0000	47.7
8 Phenanthrene	9.657	9.657	0.000	131452475	50.0000	47.6
9 Anthracene	9.688	9.688	0.000	127094930	50.0000	47.9
\$ 10 O-Terphenyl	9.821	9.822	-0.001	138864147	50.0000	47.1
12 Fluoranthene	10.329	10.327	0.002	134514358	50.0000	47.7
13 Pyrene	10.469	10.467	0.002	136305219	50.0000	47.7
14 Benzo(a)Anthracene	11.214	11.223	-0.009	128653078	50.0000	46.3
15 Chrysene	11.247	11.250	-0.003	132325413	50.0000	48.2

Compounds	RT	EXP RT	DLT RT	RESPONSE	AMOUNTS	
					CAL-AMT (UG/ML)	ON-COL (UG/ML)
16 Benzo(b)Fluoranthene	12.089	12.085	0.004	263857178	100.000	93.8 (M2)
17 Benzo(k)Fluoranthene	12.089	12.085	0.004	263857178	100.000	93.8 (M2)
18 Benzo(a)Pyrene	12.374	12.370	0.004	132938020	50.0000	47.9
19 Indo(1,2,3cd)Pyrene	13.629	13.598	0.031	259155661	100.000	96.7 (M1)
20 Dibenzo(a,h)Anthracene	13.629	13.638	-0.009	259155661	100.000	96.7
21 Benzo(g,h,i)Perylene	14.000	13.997	0.003	137401151	50.0000	49.5
M 22 Arom C11-C22				2223078399	850.000	807

QC Flag Legend

M1- Compound response manually integrated because Target system did not integrate.

M2- Compound response manually integrated because Target system integrated incorrectly.

Date : 10-NOV-2011 19:16

Client ID: 1 84-12-8

Sample Info: 1400x1 84-12-8

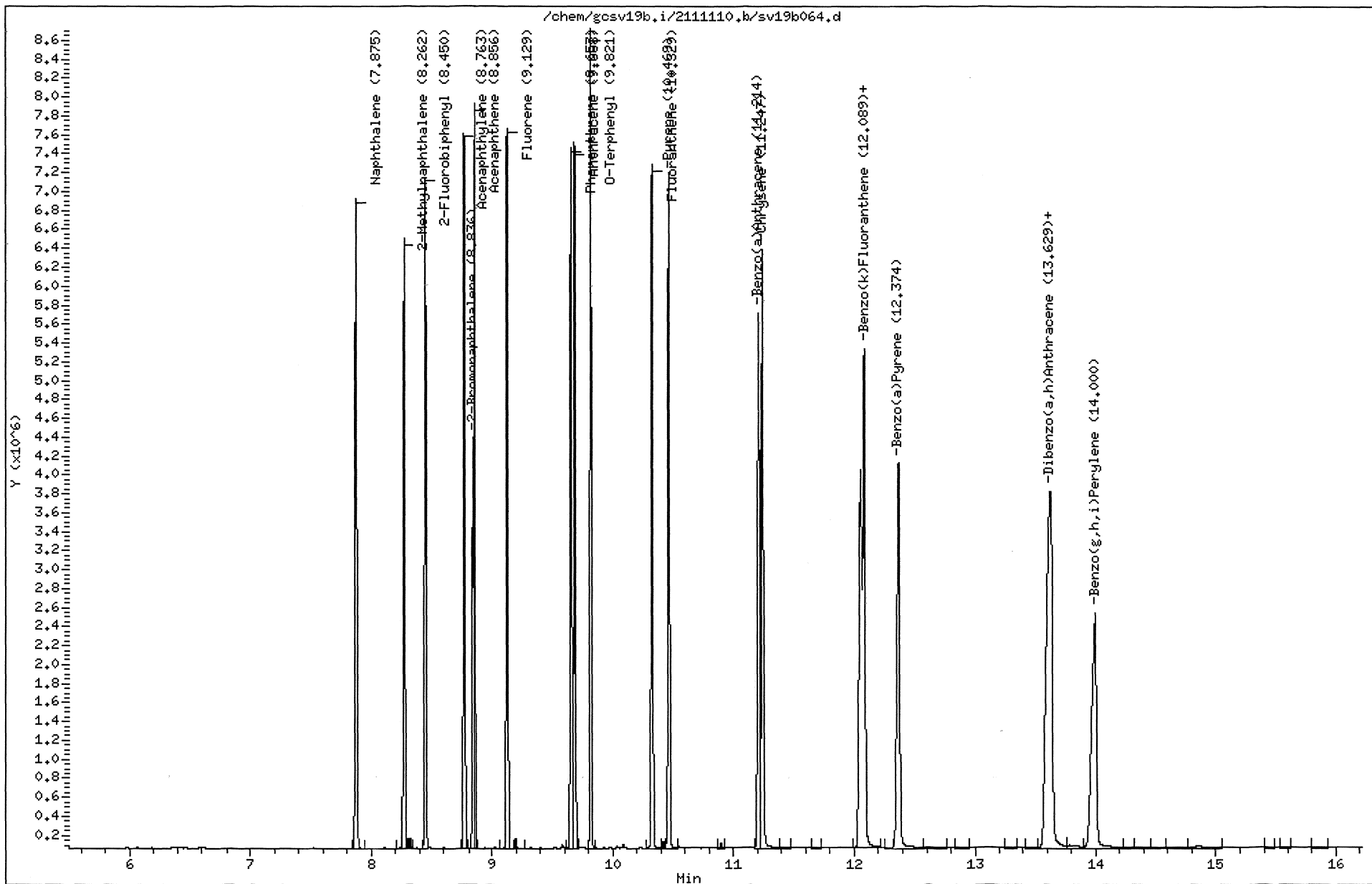
Volume Injected (uL): 1.0

Column phase: DB-5MS-30M

Instrument: gcsv19b.i

Operator: smh

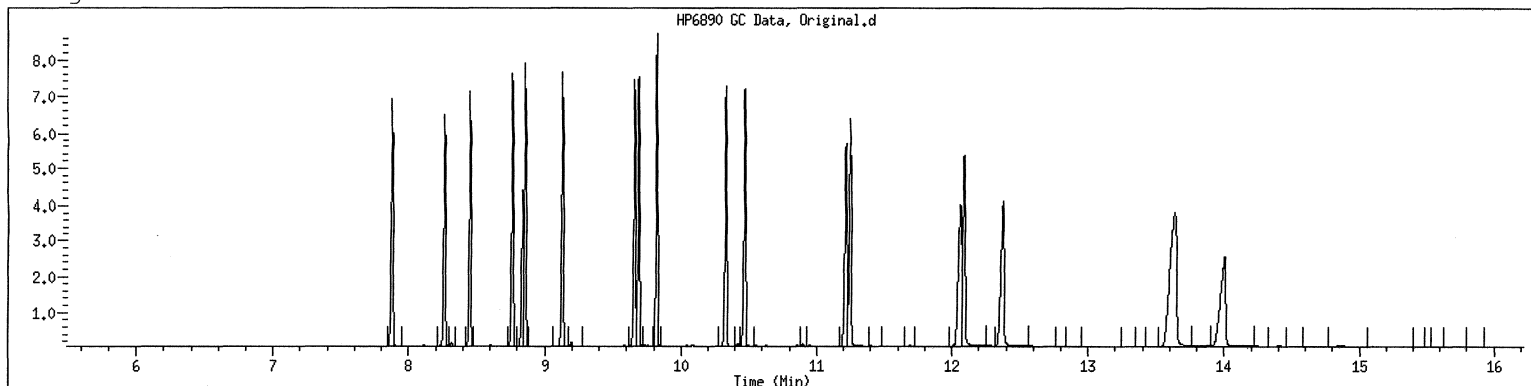
Column diameter: 0,25



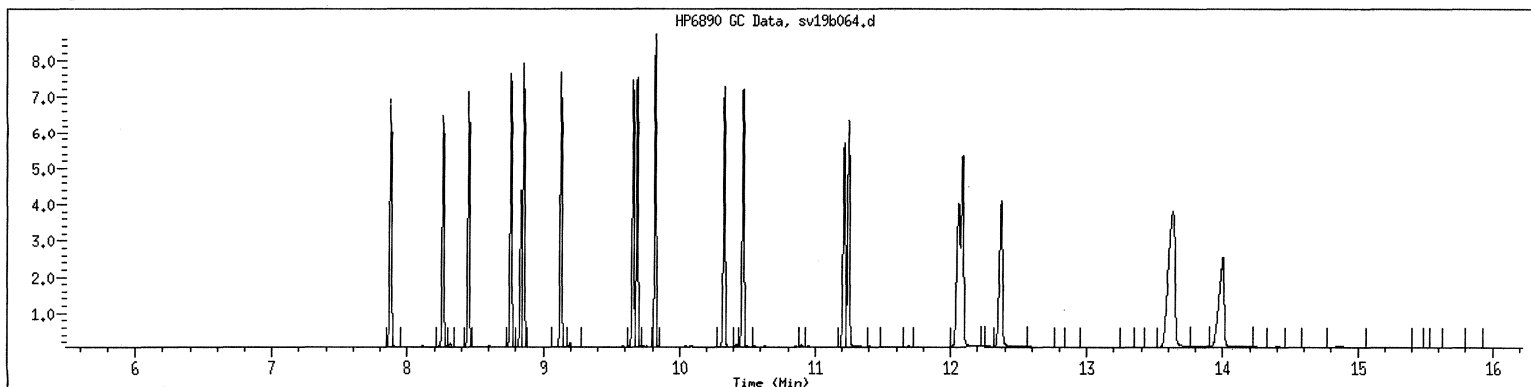
MANUAL INTEGRATION GRAPHIC REPORT

Lab ID : 1400 SampleType : CCALIB_3
Injection Date: 11/10/2011 19:16 Instrument : gcsv19b.i
Operator : smh
Sample Info : 1400*1 84-12-8
Misc Info :
Method : /var/chem/gcsv19b.i/2111110.b/AROEPhmass.m
Dilution : 1.00
Matrix : WATER
Integrator : HP Genie Compound Sublist: cal

Original



Final



GCAL, Inc.

CONTINUING CALIBRATION COMPOUNDS

Instrument ID: gcsv19b.i Injection Date: 11-NOV-2011 00:54
 Lab File ID: sv19b078.d Init. Cal. Date(s): 02-NOV-2011 03-NOV-2011
 Analysis Type: WATER Init. Cal. Times: 15:55 14:30
 Lab Sample ID: 1400 Quant Type: ESTD
 Method: /var/chem/gcsv19b.i/2111110.b/AROEPHmass.m

COMPOUND	RRF / AMOUNT	RF50	MIN RRF	MAX %D / %DRIFT	CURVE TYPE
1 Naphthalene	2842159	2722174	0.010	4.22163	Averaged
2 2-Methylnaphthalene	2378988	2297678	0.010	3.41786	Averaged
3 2-Fluorobiphenyl	2457488	2379257	0.010	3.18338	Averaged
4 Acenaphthylene	2763267	2697278	0.010	2.38806	Averaged
5 2-Bromonaphthalene	1568778	1600937	0.010	-2.04990	Averaged
6 Acenaphthene	2910153	2736444	0.010	5.96906	Averaged
7 Fluorene	2771184	2729161	0.010	1.51646	Averaged
8 Phenanthrene	2760684	2724911	0.010	1.29583	Averaged
9 Anthracene	2653997	2633932	0.010	0.75603	Averaged
10 O-Terphenyl	2948796	2874302	0.010	2.52625	Averaged
12 Fluoranthene	2821141	2795585	0.010	0.90585	Averaged
13 Pyrene	2855480	2836140	0.010	0.67729	Averaged
14 Benzo(a)Anthracene	2777049	2768248	0.010	0.31692	Averaged
15 Chrysene	2748172	2686329	0.010	2.25033	Averaged
16 Benzo(b)Fluoranthene	2813367	2758314	0.010	1.95682	Averaged
17 Benzo(k)Fluoranthene	2813367	2758314	0.010	1.95682	Averaged
18 Benzo(a)Pyrene	2772685	2773561	0.010	-0.03159	Averaged
19 Indo(1,2,3cd)Pyrene	2679052	2695641	0.010	-0.61922	Averaged
20 Dibenzo(a,h)Anthracene	2679052	2695641	0.010	-0.61922	Averaged
21 Benzo(g,h,i)Perylene	2777993	2858854	0.010	-2.91076	Averaged
M 22 Arom C11-C22	2753988	2715777	0.010	1.38748	Averaged

Average %D / Drift Results.
 =====
 Calculated Average %D/Drift = 1.95032
 Maximum Average %D/Drift = 25.00000
 * Passed Average %D/Drift Test.

GCAL, Inc.

Data file : /var/chem/gcsv19b.i/2111110.b/sv19b078.d
 Lab Smp Id: 1400 Client Smp ID: 1 84-12-8
 Inj Date : 11-NOV-2011 00:54
 Operator : smh Inst ID: gcsv19b.i
 Smp Info : 1400*1 84-12-8
 Misc Info :
 Comment :
 Method : /var/chem/gcsv19b.i/2111110.b/AROEPHmass.m
 Meth Date : 11-Nov-2011 14:10 dlb Quant Type: ESTD
 Cal Date : 03-NOV-2011 13:18 Cal File: sv19b053s.d
 Als bottle: 78 Continuing Calibration Sample
 Dil Factor: 1.00000
 Integrator: HP Genie Compound Sublist: cal.sub
 Target Version: 3.50
 Processing Host: org.gcal.com

Concentration Formula: Amt * DF * Uf * Vt/(Vo * Vi) * CpndVariable

Name	Value	Description
DF	1.00000	Dilution Factor
Vo	1000.00000	Volume of sample extracted (mL)
Vt	2000.00000	Volume of final extract (uL)
Vi	1.00000	Volume injected (uL)
Uf	1.00000	Correction factor

Cpnd Variable

Local Compound Variable

Compounds	AMOUNTS					
	RT	EXP RT	DLT RT	RESPONSE	CAL-AMT (UG/ML)	ON-COL (UG/ML)
1 Naphthalene	7.875	7.880	-0.005	136108675	50.0000	47.9
2 2-Methylnaphthalene	8.262	8.265	-0.003	114883891	50.0000	48.3
\$ 3 2-Fluorobiphenyl	8.450	8.454	-0.004	118962830	50.0000	48.4
4 Acenaphthylene	8.761	8.766	-0.005	134863909	50.0000	48.8
\$ 5 2-Bromonaphthalene	8.835	8.838	-0.003	80046832	50.0000	51.0
6 Acenaphthene	8.854	8.858	-0.004	136822196	50.0000	47.0
7 Fluorene	9.127	9.132	-0.005	136458026	50.0000	49.2
8 Phenanthrene	9.653	9.658	-0.005	136245536	50.0000	49.4
9 Anthracene	9.683	9.688	-0.005	131696619	50.0000	49.6
\$ 10 O-Terphenyl	9.815	9.822	-0.007	143715086	50.0000	48.7
12 Fluoranthene	10.318	10.327	-0.009	139779269	50.0000	49.5
13 Pyrene	10.456	10.467	-0.011	141807007	50.0000	49.7
14 Benzo(a)Anthracene	11.228	11.224	0.004	138412383	50.0000	49.8

Compounds	RT	EXP RT	DLT RT	RESPONSE	AMOUNTS	
					CAL-AMT (UG/ML)	ON-COL (UG/ML)
15 Chrysene	11.196	11.250	-0.054	134316458	50.0000	48.9
16 Benzo(b)Fluoranthene	12.065	12.085	-0.020	275831415	100.000	98.0 (M2)
17 Benzo(k)Fluoranthene	12.065	12.085	-0.020	275831415	100.000	98.0 (M2)
18 Benzo(a)Pyrene	12.348	12.370	-0.022	138678057	50.0000	50.0
19 Indo(1,2,3cd)Pyrene	13.600	13.599	0.001	269564115	100.000	101 (M1)
20 Dibenzo(a,h)Anthracene	13.600	13.638	-0.038	269564115	100.000	101
21 Benzo(g,h,i)Perylene	13.973	13.998	-0.025	142942692	50.0000	51.5
M 22 Arom C11-C22				2308410248	850.000	838

QC Flag Legend

M1- Compound response manually integrated because
Target system did not integrate.

M2- Compound response manually integrated because
Target system integrated incorrectly.

Date : 11-NOV-2011 00:54

Client ID: 1 84-12-8

Sample Info: 1400X1 84-12-8


Volume Injected (uL): 1.0

Column phase: DB-5MS-30M

Instrument: gcsv19b.i

Operator: smh

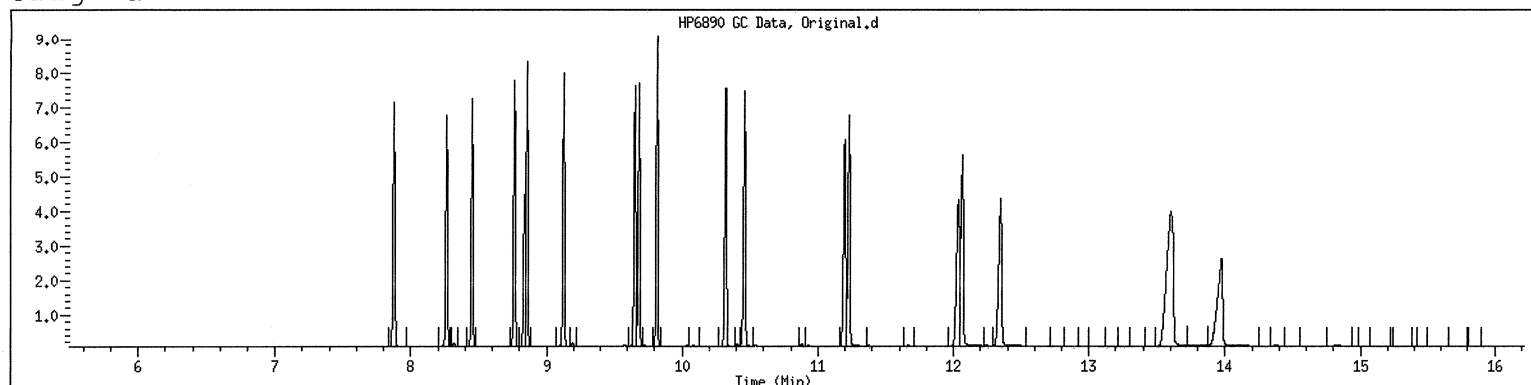
Column diameter: 0.25



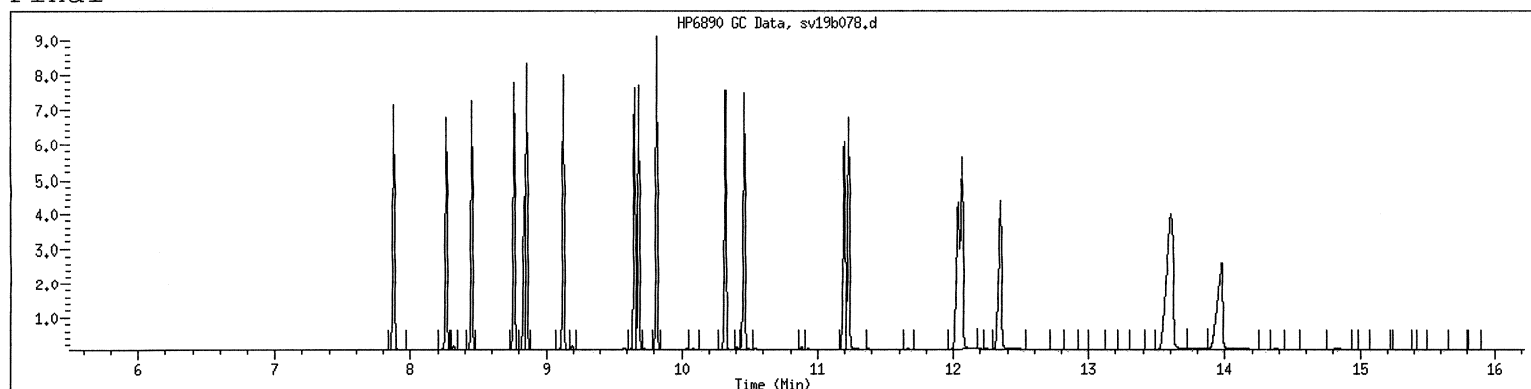
MANUAL INTEGRATION GRAPHIC REPORT

Lab ID : 1400 SampleType : CCALIB_3
Injection Date: 11/11/2011 00:54 Instrument : gcsv19b.i
Operator : smh
Sample Info : 1400*1 84-12-8
Misc Info :
Method : /var/chem/gcsv19b.i/2111110.b/AROEPhmass.m
Dilution : 1.00
Matrix : WATER
Integrator : HP Genie Compound Sublist: cal

Original



Final



1D
ORGANICS ANALYSIS DATA SHEET

Lab Name: GCAL Sample ID: MB1002043
 Lab Code: LA024 Case No.: _____ Contract: _____
 Matrix: Water SAS No.: _____ SDG No.: 211110258
 Sample wt/vol: 1000 Units: mL Lab Sample ID: 1002043
 Level: (low/med) LOW Date Collected: _____ Time: _____
 % Moisture: _____ decanted: (Y/N) _____ Date Received: _____
 GC Column: DB-5MS-30M ID: .25 (mm) Date Extracted: 11/02/11
 Concentrated Extract Volume: 2000 (µL) Date Analyzed: 11/04/11 Time: 1118
 Soil Aliquot Volume: _____ (µL) Dilution Factor: 1 Analyst: SMH
 Injection Volume: 1 (µL) Prep Method: MASS EPH
 GPC Cleanup: (Y/N) N pH: _____ Analytical Method: MASSEPH
 Prep Batch: 468306 Analytical Batch: 468719 Sulfur Cleanup: (Y/N) N Instrument ID: GCS19B
 CONCENTRATION UNITS: ug/L Lab File ID: 2111104/sv19b054

CAS NO.	COMPOUND	RESULT	Q	MDL	LOD	LOQ
GCSV-02-22	C11-C22 Aromatics	42.1	U	42.1	42.1	100
GCSV-02-23	C9-C18 Aliphatic Hydrocarbons	21.8	U	21.8	21.8	100
GCSV-02-24	C19-C36 Aliphatic Hydrocarbons	60.0	U	31.3	60.0	100

GCAL, Inc.

Data file : /var/chem/gcsv19b.i/2111104.b/sv19b054.d
 Lab Smp Id: 1002043 Client Smp ID: 1 84-15-4
 Inj Date : 04-NOV-2011 11:18
 Operator : smh Inst ID: gcsv19b.i
 Smp Info : 1002043*1 mb w
 Misc Info :
 Comment :
 Method : /var/chem/gcsv19b.i/2111104.b/AROEPHmass.m
 Meth Date : 08-Nov-2011 14:38 smh Quant Type: ESTD
 Cal Date : 03-NOV-2011 13:18 Cal File: sv19b053s.d
 Als bottle: 54
 Dil Factor: 1.00000
 Integrator: HP Genie Compound Sublist: all.sub
 Target Version: 3.50
 Processing Host: org.gcal.com

Concentration Formula: Amt * DF * Uf * Vt / (Vo * Vi) * CpndVariable

Name	Value	Description
DF	1.00000	Dilution Factor
Vo	1000.00000	Volume of sample extracted (mL)
Vt	2000.00000	Volume of final extract (uL)
Vi	1.00000	Volume injected (uL)
Uf	1.00000	Correction factor

Cpnd Variable Local Compound Variable

Compounds	RT	EXP RT	DLT RT	RESPONSE	CONCENTRATIONS	
					ON-COLUMN (UG/ML)	FINAL (ug/L)
\$ 3 2-Fluorobiphenyl	8.450	8.454	-0.004	40311135	16.4034	32.8
\$ 5 2-Bromonaphthalene	8.837	8.839	-0.002	29205418	18.6167	37.2
\$ 10 O-Terphenyl	9.836	9.823	0.013	46231712	15.6782	31.4
\$ 11 Chloro-octadecane	10.186	10.174	0.012	43871918	16.0146	32.0
M 113 Total Surrogate Area				159620183		(a)

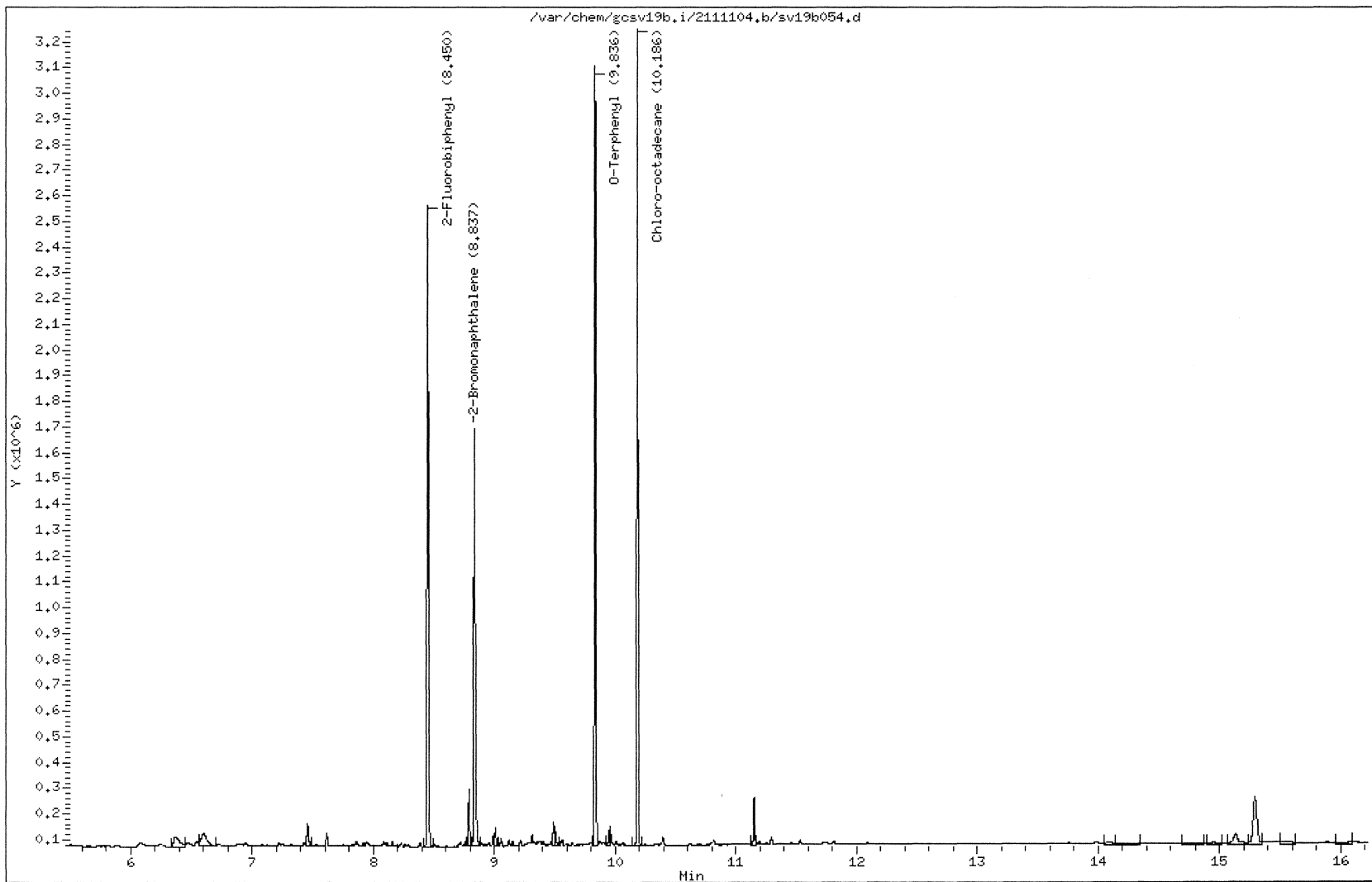
QC Flag Legend

a - Target compound detected but, quantitated amount
 Below Limit Of Quantitation (BLOQ).

Data File: /var/chem/gosv19b.i/2111104.b/sv19b054.d
Date : 04-NOV-2011 11:18
Client ID: 1 84-15-4
Sample Info: 1002043*1 mb w
Volume Injected (UL): 1.0
Column phase: DB-5MS-30M

Page 1

Instrument: gosv19b.i
Operator: smh
Column diameter: 0.25

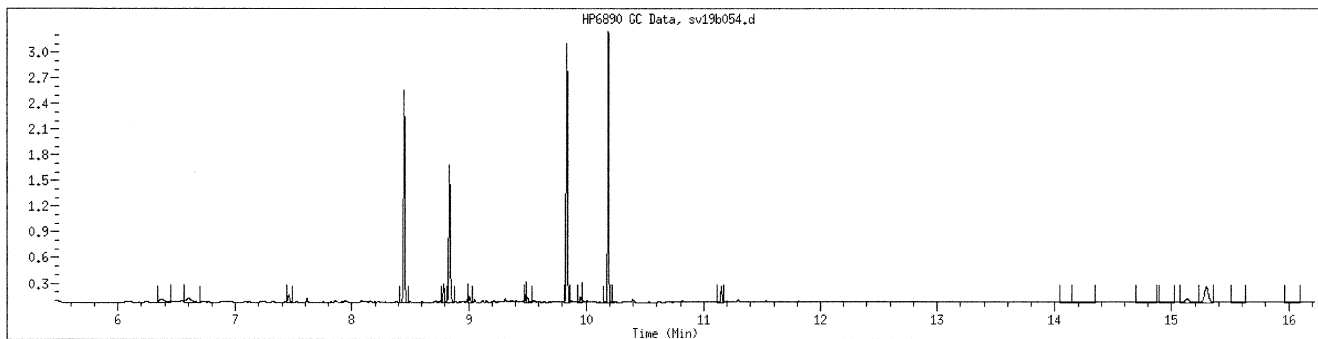


211110258 161

Report Date: 11/09/2011 11:08

MANUAL INTEGRATION GRAPHIC REPORT

Lab ID : 1002043 SampleType : SAMPLE
Injection Date: 11/04/2011 11:18 Instrument : gcsv19b.i
Operator : smh
Sample Info : 1002043*1 mb w
Misc Info :
Method : /var/chem/gcsv19b.i/2111104.b/AROEPMass.m
Dilution : 1.00
Matrix : WATER
Integrator : HP Genie Compound Sublist: all



NO MANUAL INTEGRATIONS

GCAL, Inc.

Data file : /var/chem/gcsv19b.i/2111104.b/sv19b055.d
 Lab Smp Id: 1002043 Client Smp ID: 1 mb w
 Inj Date : 04-NOV-2011 11:42
 Operator : smh Inst ID: gcsv19b.i
 Smp Info : 1002043*1 mb w
 Misc Info :
 Comment :
 Method : /var/chem/gcsv19b.i/2111104.b/ALPHEPHmass.m
 Meth Date : 08-Nov-2011 13:36 smh Quant Type: ESTD
 Cal Date : 03-NOV-2011 14:30 Cal File: sv19b056.d
 Als bottle: 55
 Dil Factor: 1.00000
 Integrator: HP Genie Compound Sublist: ALmasseph.sub
 Target Version: 3.50
 Processing Host: org.gcal.com

Concentration Formula: Amt * DF * Uf * Vt/(Vo * Vi) * CpndVariable

Name	Value	Description
DF	1.00000	Dilution Factor
Vo	1000.00000	Volume of sample extracted (mL)
Vt	2000.00000	Volume of final extract (uL)
Vi	1.00000	Volume injected (uL)
Uf	1.00000	Correction factor

Cpnd Variable

Local Compound Variable

Compounds	RT	EXP RT	DLT RT	RESPONSE	CONCENTRATIONS	
					ON-COLUMN (UG/ML)	FINAL (ug/L)
10 C-18	9.005	9.504	-0.499	29350351	9.71451	19.4 (M1)
M 11 Alip C9-C18				29350351	9.71451	19.4
114 C-36	10.173	15.144	-4.971	37956568	12.9738	25.9 (AM1)
M 24 Alip C19-C36				37956568	12.9738	25.9

QC Flag Legend

- A - Target compound detected but, quantitated amount exceeded maximum amount.
- M1- Compound response manually integrated because Target system did not integrate.

Data File: /var/chem/gcsv19b.i/2111104.b/sv19b055.d

Page 1

Date : 04-NOV-2011 11:42

Client ID: 1 mb w

Instrument: gcsv19b.i

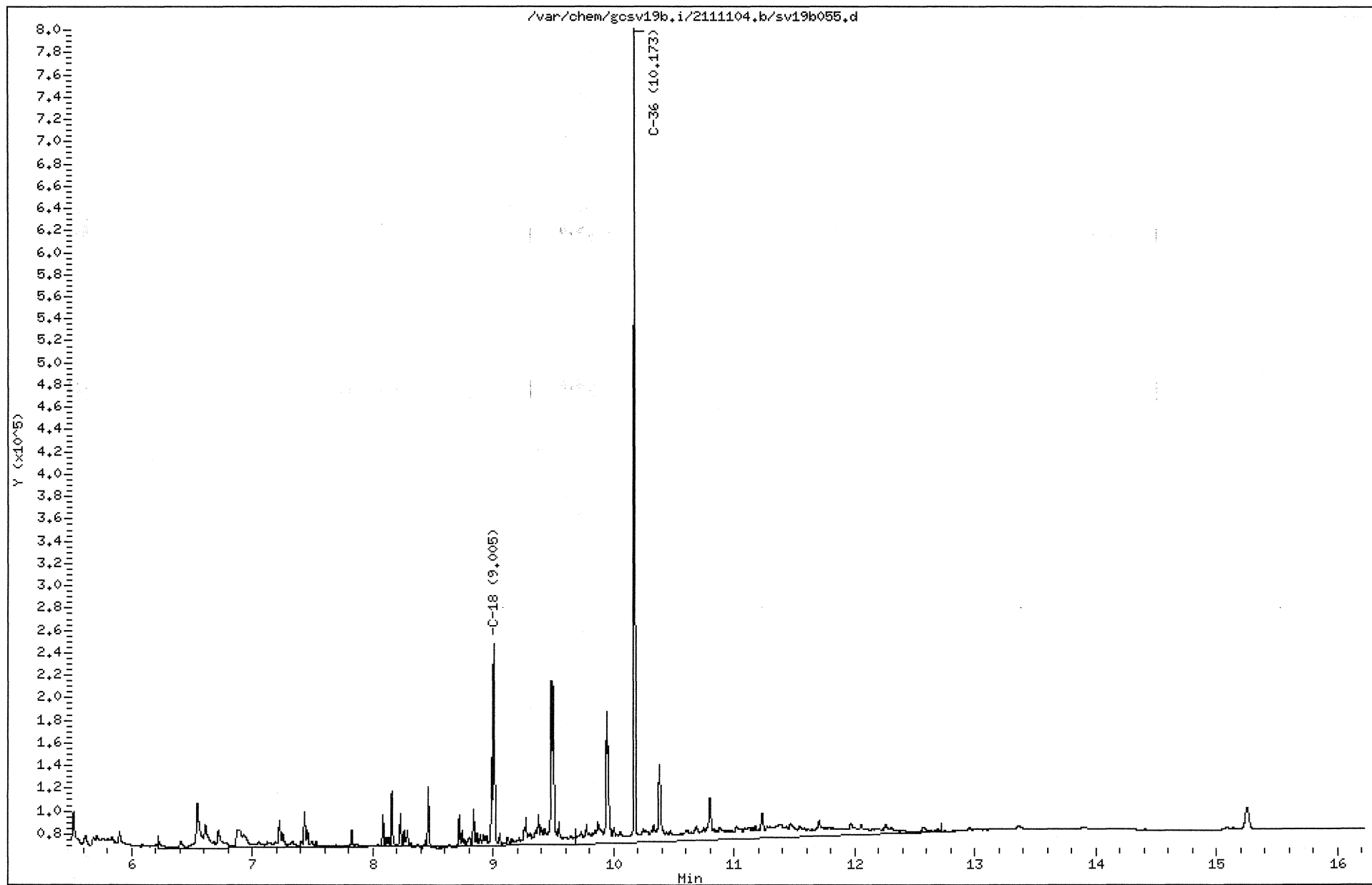
Sample Info: 1002043*1 mb w

Volume Injected (uL): 1.0

Operator: smh

Column phase: DB-5MS-30M

Column diameter: 0.25

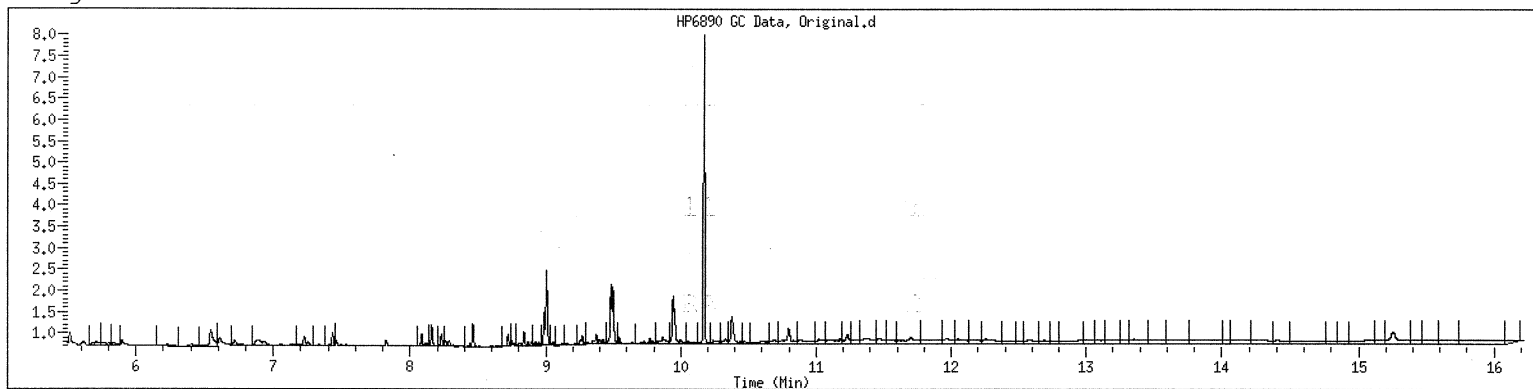


211110258 164

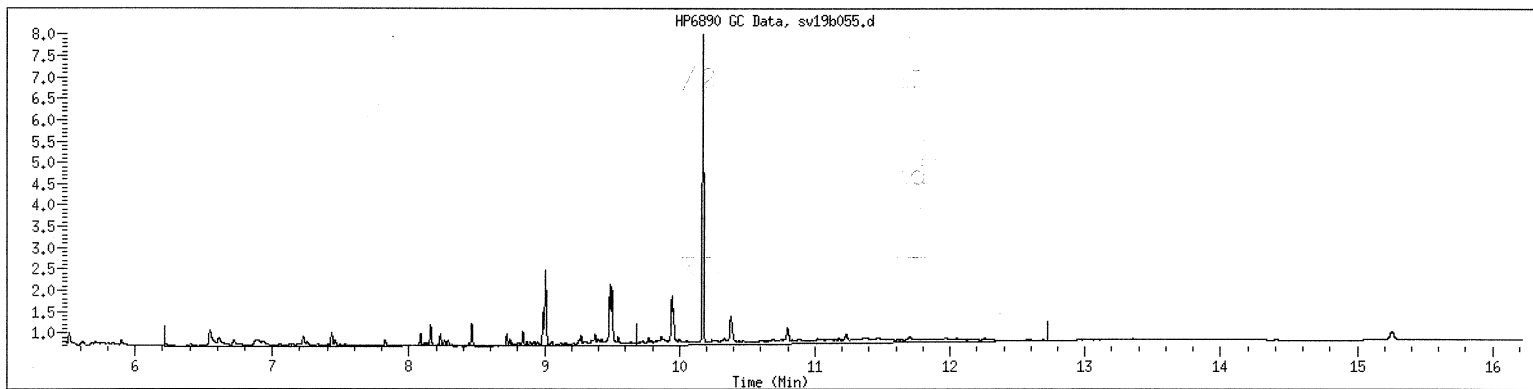
MANUAL INTEGRATION GRAPHIC REPORT

Lab ID : 1002043 SampleType : SAMPLE
Injection Date: 11/04/2011 11:42 Instrument : gcsv19b.i
Operator : smh
Sample Info : 1002043*1 mb w
Misc Info :
Method : /var/chem/gcsv19b.i/2111104.b/ALPHEPHmass.m
Dilution : 1.00
Matrix : WATER
Integrator : HP Genie Compound Sublist: ALmasseph

Original



Final



1D
ORGANICS ANALYSIS DATA SHEET

Lab Name: GCAL Sample ID: MB1004104
 Lab Code: LA024 Case No.: _____ Contract: _____
 Matrix: Water SAS No.: _____ SDG No.: 211110258
 Sample wt/vol: 1000 Units: mL Lab Sample ID: 1004104
 Level: (low/med) LOW Date Collected: _____ Time: _____
 % Moisture: _____ decanted: (Y/N) _____ Date Received: _____
 GC Column: DB-5MS-30M ID: .25 (mm) Date Extracted: 11/08/11
 Concentrated Extract Volume: 2000 (µL) Date Analyzed: 11/10/11 Time: 1515
 Soil Aliquot Volume: _____ (µL) Dilution Factor: 1 Analyst: SMH
 Injection Volume: 1 (µL) Prep Method: MASS EPH
 GPC Cleanup: (Y/N) N pH: _____ Analytical Method: MASSEPH
 Prep Batch: 468721 Analytical Batch: 469140 Sulfur Cleanup: (Y/N) N Instrument ID: GCS19B
 CONCENTRATION UNITS: ug/L Lab File ID: 2111110/sv19b054

CAS NO. COMPOUND RESULT Q MDL LOD LOQ

GCSV-02-22	C11-C22 Aromatics	42.1	U	42.1	42.1	100
GCSV-02-23	C9-C18 Aliphatic Hydrocarbons	21.8	U	21.8	21.8	100
GCSV-02-24	C19-C36 Aliphatic Hydrocarbons	60.0	U	31.3	60.0	100

GCAL, Inc.

Data file : /var/chem/gcsv19b.i/2111110.b/sv19b054.d
 Lab Smp Id: 1004104 Client Smp ID: 1 MB
 Inj Date : 10-NOV-2011 15:15
 Operator : smh Inst ID: gcsv19b.i
 Smp Info : 1004104*1 MB
 Misc Info :
 Comment :
 Method : /var/chem/gcsv19b.i/2111110.b/AROEPHmass.m
 Meth Date : 11-Nov-2011 15:43 dlb Quant Type: ESTD
 Cal Date : 03-NOV-2011 13:18 Cal File: sv19b053s.d
 Als bottle: 54
 Dil Factor: 1.00000
 Integrator: HP Genie Compound Sublist: all.sub
 Target Version: 3.50
 Processing Host: org.gcal.com

Concentration Formula: Amt * DF * Uf * Vt/(Vo * Vi) * CpndVariable

Name	Value	Description
DF	1.00000	Dilution Factor
Vo	1000.00000	Volume of sample extracted (mL)
Vt	2000.00000	Volume of final extract (uL)
Vi	1.00000	Volume injected (uL)
Uf	1.00000	Correction factor

Cpnd Variable

Local Compound Variable

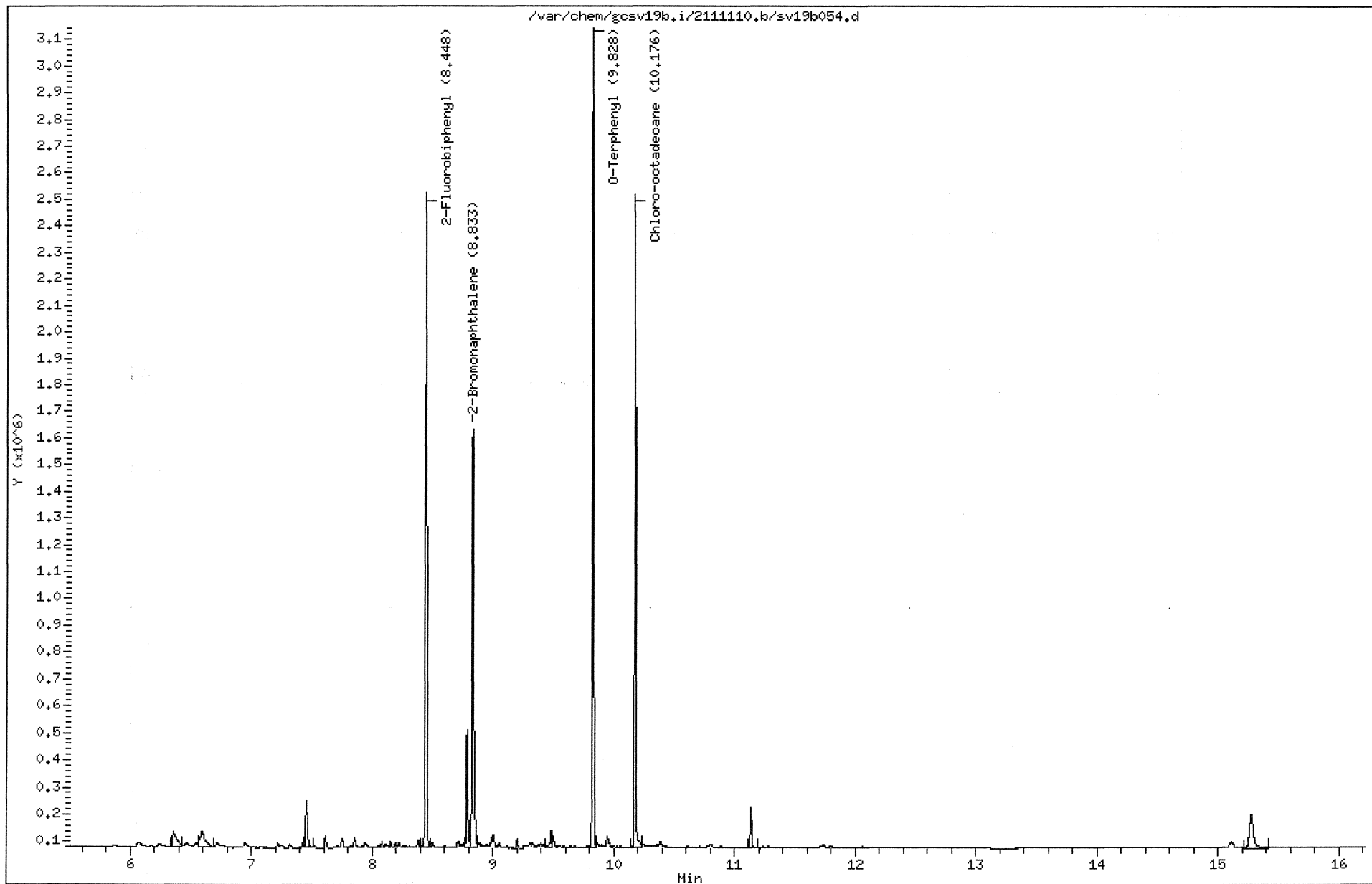
Compounds	RT	EXP RT	DLT RT	RESPONSE	CONCENTRATIONS	
					ON-COLUMN (UG/ML)	FINAL (ug/L)
\$ 3 2-Fluorobiphenyl	8.448	8.454	-0.006	39667720	16.1416	32.3
\$ 5 2-Bromonaphthalene	8.833	8.838	-0.005	29843186	19.0232	38.0
\$ 10 O-Terphenyl	9.828	9.822	0.006	47260177	16.0269	32.1
\$ 11 Chloro-octadecane	10.176	10.158	0.018	35257119	12.8699	25.7
M 113 Total Surrogate Area				152028202		(a)

QC Flag Legend

a - Target compound detected but, quantitated amount
 Below Limit Of Quantitation(BLOQ).

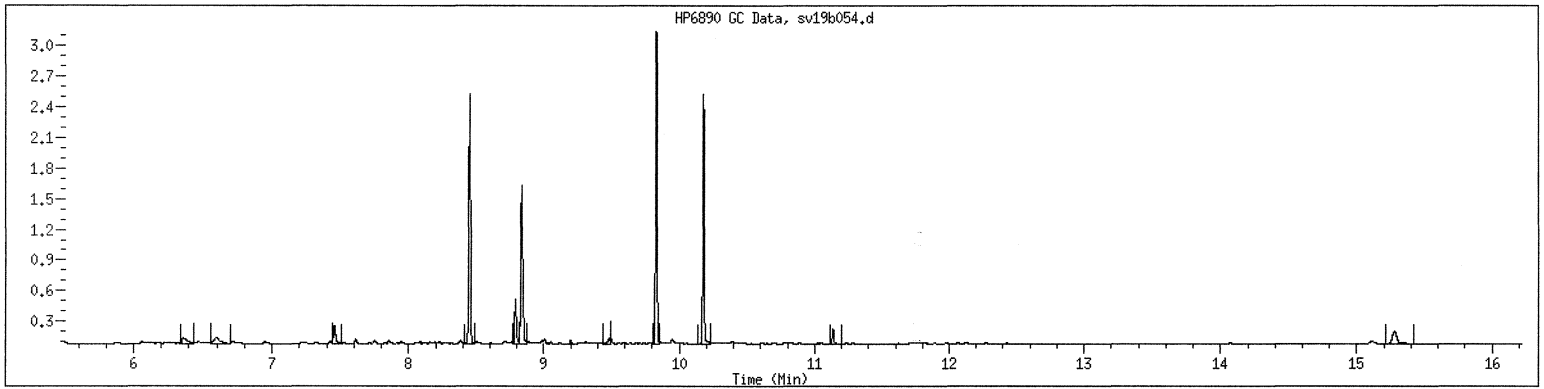
Data File: /var/chem/gcsv19b,i/2111110,b/sv19b054,d
Date : 10-NOV-2011 15:15
Client ID: 1 MB
Sample Info: 1004104*1 MB
Volume Injected (uL): 1.0
Column phase: DB-5MS-30M

Instrument: gcsv19b,i
Operator: smh
Column diameter: 0,25



MANUAL INTEGRATION GRAPHIC REPORT

Lab ID : 1004104 SampleType : SAMPLE
Injection Date: 11/10/2011 15:15 Instrument : gcsv19b.i
Operator : smh
Sample Info : 1004104*1 MB
Misc Info :
Method : /var/chem/gcsv19b.i/2111110.b/AROEPHmass.m
Dilution : 1.00
Matrix : WATER
Integrator : HP Genie Compound Sublist: all



NO MANUAL INTEGRATIONS

GCAL, Inc.

Data file : /var/chem/gcsv19b.i/2111110.b/sv19b055.d
Lab Smp Id: 1004104 Client Smp ID: 1 MB
Inj Date : 10-NOV-2011 15:39
Operator : smh Inst ID: gcsv19b.i
Smp Info : 1004104*1 MB
Misc Info :
Comment :
Method : /var/chem/gcsv19b.i/2111110.b/ALPHEPHmass.m
Meth Date : 11-Nov-2011 15:05 dlb Quant Type: ESTD
Cal Date : 03-NOV-2011 14:30 Cal File: sv19b056.d
Als bottle: 55
Dil Factor: 1.00000
Integrator: HP Genie Compound Sublist: ALmaseph.sub
Target Version: 3.50

Concentration Formula: Amt * DF * Uf * Vt/(Vo * Vi) * CpndVariable

Name	Value	Description
DF	1.00000	Dilution Factor
Vo	1000.00000	Volume of sample extracted (mL)
Vt	2000.00000	Volume of final extract (uL)
Vi	1.00000	Volume injected (uL)
Uf	1.00000	Correction factor

Cpnd Variable

Local Compound Variable

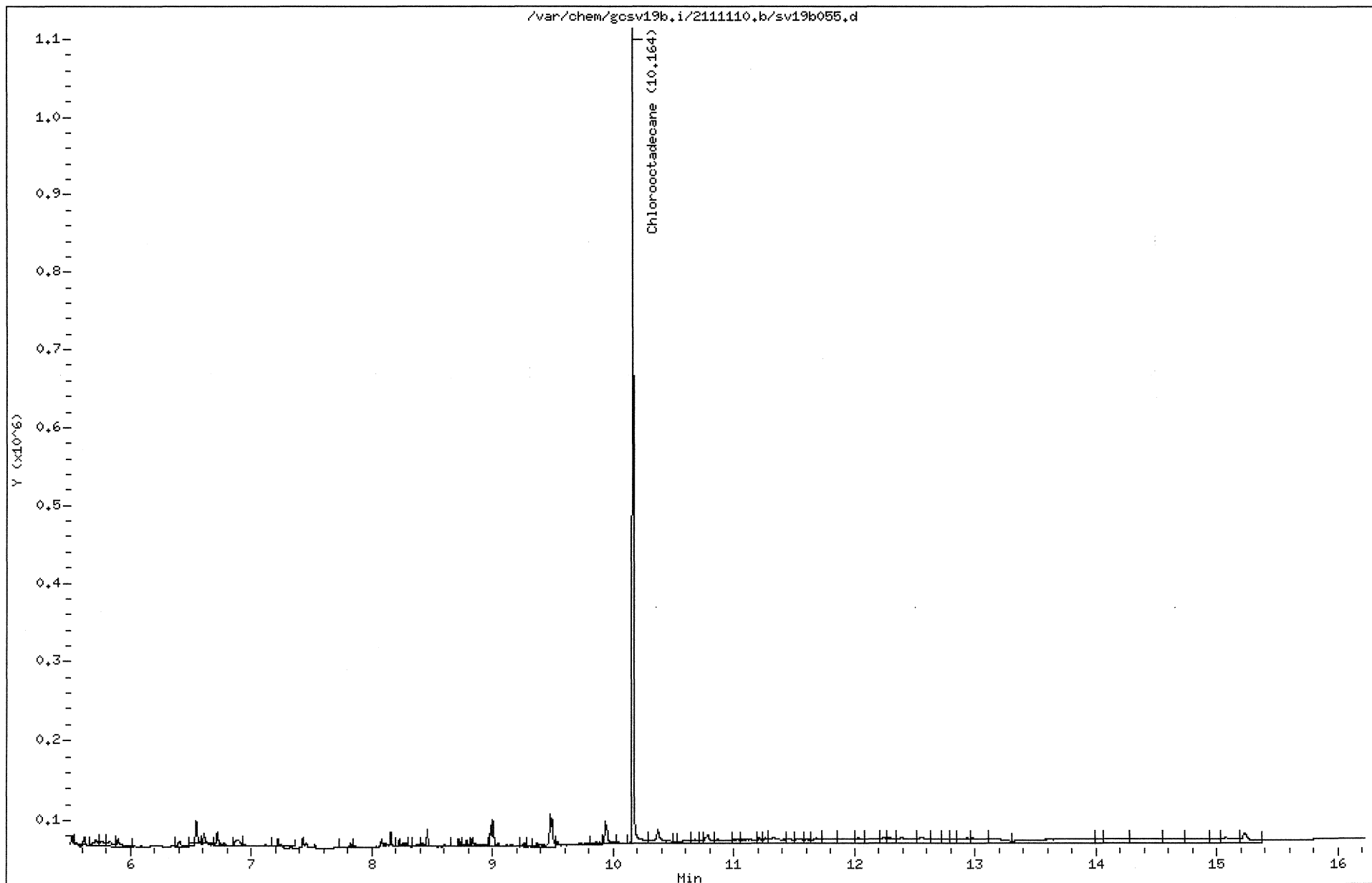
Compounds						CONCENTRATIONS	
	RT	EXP RT	DLT RT	RESPONSE	ON-COLUMN (UG/ML)	FINAL (ug/L)	
\$ 15 Chlorooctadecane	10.164	10.215	-0.051	15261843	5.57087	11.1(R)	

QC Flag Legend

R - Spike/Surrogate failed recovery limits.

Data File: /var/chem/gcsv19b.i/2111110.b/sv19b055.d
Date : 10-NOV-2011 15:39
Client ID: 1 MB
Sample Info: 1004104*1 MB
Volume Injected (uL): 1.0
Column phase: DB-5MS-30M

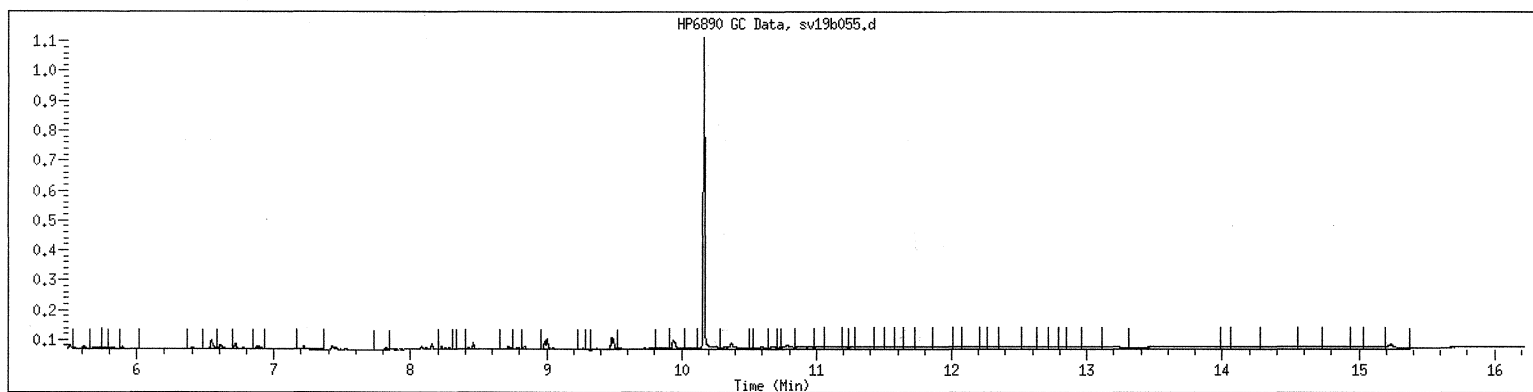
Instrument: gcsv19b.i
Operator: smh
Column diameter: 0,25



211110258 171

MANUAL INTEGRATION GRAPHIC REPORT

Lab ID : 1004104 SampleType : SAMPLE
Injection Date: 11/10/2011 15:39 Instrument : gcsv19b.i
Operator : smh
Sample Info : 1004104*1 MB
Misc Info :
Method : /var/chem/gcsv19b.i/2111110.b/ALPHEPHmass.m
Dilution : 1.00
Matrix : WATER
Integrator : HP Genie Compound Sublist: ALmasseph



NO MANUAL INTEGRATIONS

1D
ORGANICS ANALYSIS DATA SHEET

Lab Name: GCAL Sample ID: LCS1002044
 Lab Code: LA024 Case No.: _____ Contract: _____
 Matrix: Water SAS No.: _____ SDG No.: 211110258
 Sample wt/vol: 1000 Units: mL Lab Sample ID: 1002044
 Level: (low/med) LOW Date Collected: _____ Time: _____
 % Moisture: _____ decanted: (Y/N) _____ Date Received: _____
 GC Column: DB-5MS-30M ID: .25 (mm) Date Extracted: 11/02/11
 Concentrated Extract Volume: 2000 (µL) Date Analyzed: 11/04/11 Time: 1206
 Soil Aliquot Volume: _____ (µL) Dilution Factor: 1 Analyst: SMH
 Injection Volume: 1 (µL) Prep Method: MASS EPH
 GPC Cleanup: (Y/N) N pH: _____ Analytical Method: MASSEPH
 Prep Batch: 468306 Analytical Batch: 468719 Sulfur Cleanup: (Y/N) N Instrument ID: GCS19B
 CONCENTRATION UNITS: ug/L Lab File ID: 2111104/sv19b056

CAS NO.	COMPOUND	RESULT	Q	MDL	LOD	LOQ
GCSV-02-22	C11-C22 Aromatics	164		42.1	42.1	100
GCSV-02-23	C9-C18 Aliphatic Hydrocarbons	47.3	J	21.8	21.8	100
GCSV-02-24	C19-C36 Aliphatic Hydrocarbons	128		31.3	60.0	100

GCAL, Inc.

Data file : /var/chem/gcsv19b.i/2111104.b/sv19b056.d
 Lab Smp Id: 1002044 Client Smp ID: 1 lcs
 Inj Date : 04-NOV-2011 12:06
 Operator : smh Inst ID: gcsv19b.i
 Smp Info : 1002044*1 lcs
 Misc Info :
 Comment :
 Method : /var/chem/gcsv19b.i/2111104.b/AROEPHmass.m
 Meth Date : 08-Nov-2011 14:38 smh Quant Type: ESTD
 Cal Date : 03-NOV-2011 13:18 Cal File: sv19b053s.d
 Als bottle: 56 QC Sample: LCS
 Dil Factor: 1.00000
 Integrator: HP Genie Compound Sublist: all.sub
 Target Version: 3.50
 Processing Host: org.gcal.com

Concentration Formula: Amt * DF * Uf * Vt / (Vo * Vi) * CpndVariable

Name	Value	Description
DF	1.00000	Dilution Factor
Vo	1000.00000	Volume of sample extracted (mL)
Vt	2000.00000	Volume of final extract (uL)
Vi	1.00000	Volume injected (uL)
Uf	1.00000	Correction factor

Cpnd Variable

Local Compound Variable

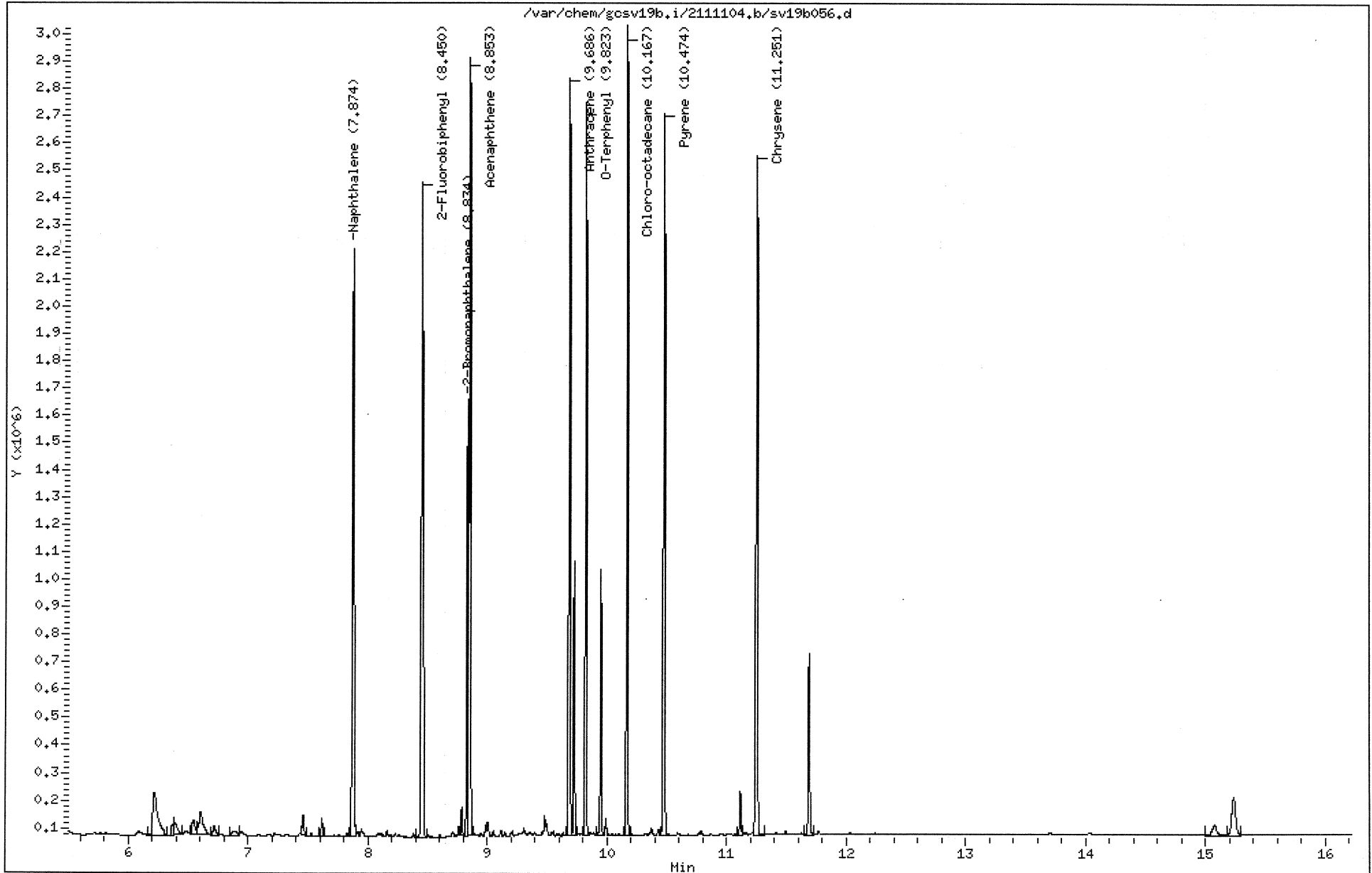
Compounds	RT	EXP RT	DLT RT	RESPONSE	CONCENTRATIONS	
					ON-COLUMN (UG/ML)	FINAL (ug/L)
1 Naphthalene	7.874	7.881	-0.007	42244447	14.8635	29.7
\$ 3 2-Fluorobiphenyl	8.450	8.454	-0.004	49564137	20.1686	40.3
\$ 5 2-Bromonaphthalene	8.834	8.839	-0.005	25190730	16.0575	32.1
6 Acenaphthene	8.853	8.858	-0.005	48565269	16.6882	33.4
9 Anthracene	9.686	9.688	-0.002	45807441	17.2598	34.5
\$ 10 O-Terphenyl	9.823	9.823	0.000	40477952	13.7269	27.5
\$ 11 Chloro-octadecane	10.167	10.174	-0.007	40322170	14.7188	29.4
13 Pyrene	10.474	10.468	0.006	45724998	16.0131	32.0
15 Chrysene	11.251	11.245	0.006	47755889	17.3773	34.8
M 22 Arom C11-C22				230098044	82.2019	164
M 113 Total Surrogate Area				155554989		(a)

QC Flag Legend

a - Target compound detected but, quantitated amount
Below Limit Of Quantitation(BLOQ).

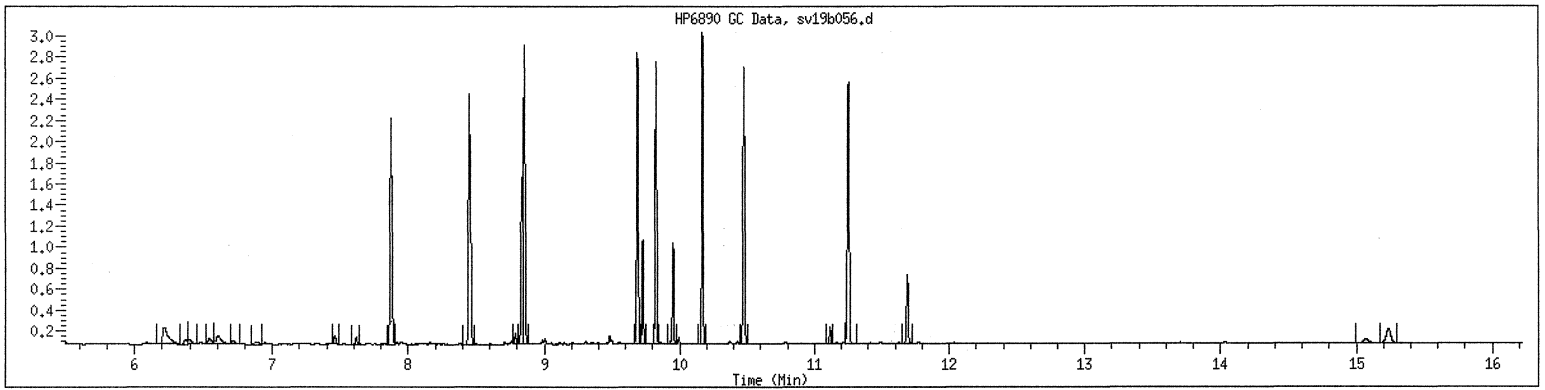
Data File: /var/chem/gcsv19b,i/2111104,b/sv19b056.d
Date : 04-NOV-2011 12:06
Client ID: 1 lcs
Sample Info: 1002044#1 lcs
Volume Injected (uL): 1.0
Column phase: DB-5MS-30M

Instrument: gcsv19b,i
Operator: smh
Column diameter: 0,25



MANUAL INTEGRATION GRAPHIC REPORT

Lab ID : 1002044 SampleType : LCS
Injection Date: 11/04/2011 12:06 Instrument : gcsv19b.i
Operator : smh
Sample Info : 1002044*1 lcs
Misc Info :
Method : /var/chem/gcsv19b.i/2111104.b/AROEPMass.m
Dilution : 1.00
Matrix : WATER
Integrator : HP Genie Compound Sublist: all



NO MANUAL INTEGRATIONS

GCAL, Inc.

Data file : /var/chem/gcsv19b.i/2111104.b/sv19b057.d
 Lab Smp Id: 1002044 Client Smp ID: 1 lcs
 Inj Date : 04-NOV-2011 12:30
 Operator : smh Inst ID: gcsv19b.i
 Smp Info : 1002044*1 lcs
 Misc Info :
 Comment :
 Method : /var/chem/gcsv19b.i/2111104.b/ALPHEPHmass.m
 Meth Date : 08-Nov-2011 13:36 smh Quant Type: ESTD
 Cal Date : 03-NOV-2011 14:30 Cal File: sv19b056.d
 Als bottle: 57 QC Sample: LCS
 Dil Factor: 1.00000
 Integrator: HP Genie Compound Sublist: ALmasseph.sub
 Target Version: 3.50
 Processing Host: org.gcal.com

Concentration Formula: Amt * DF * Uf * Vt/(Vo * Vi) * CpndVariable

Name	Value	Description
DF	1.00000	Dilution Factor
Vo	1000.00000	Volume of sample extracted (mL)
Vt	2000.00000	Volume of final extract (uL)
Vi	1.00000	Volume injected (uL)
Uf	1.00000	Correction factor

Cpnd Variable

Local Compound Variable

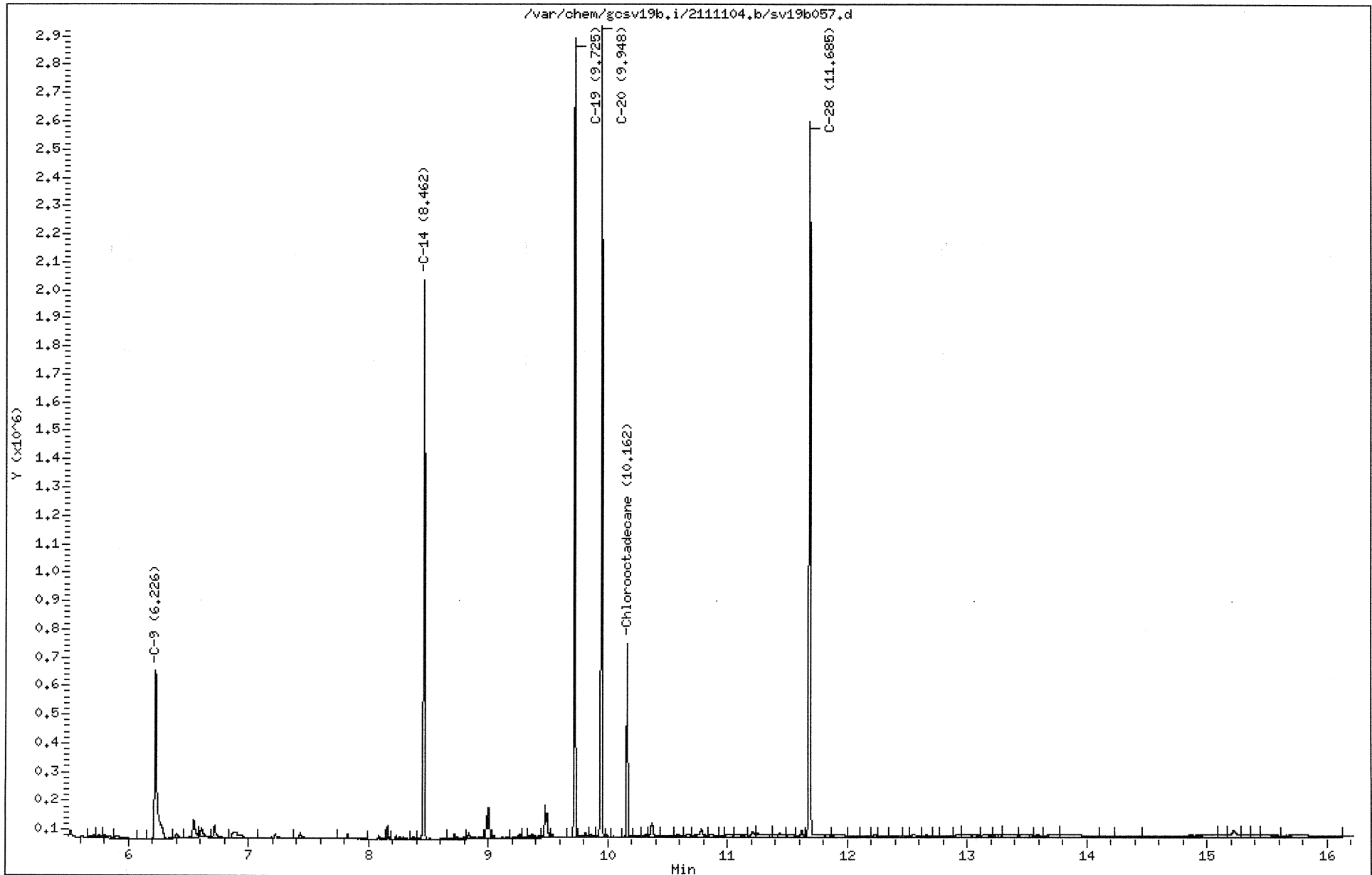
Compounds	RT	EXP RT	DLT RT	RESPONSE	CONCENTRATIONS	
					ON-COLUMN (UG/ML)	FINAL (ug/L)
1 C-9	6.226	6.232	-0.006	15373623	5.65344	11.3 (R)
6 C-14	8.462	8.471	-0.009	27700747	9.62454	19.2 (R)
M 11 Alip C9-C18				43074370	15.2780	30.6
12 C-19	9.725	9.774	-0.049	37123735	12.3039	24.6
13 C-20	9.948	9.957	-0.009	39242445	12.8862	25.8
\$ 15 Chlorooctadecane	10.162	10.216	-0.054	9156663	3.34236	6.68 (R)
22 C-28	11.685	11.724	-0.039	45678279	14.7540	29.5
M 24 Alip C19-C36				122044459	39.9441	79.9

QC Flag Legend

R - Spike/Surrogate failed recovery limits.

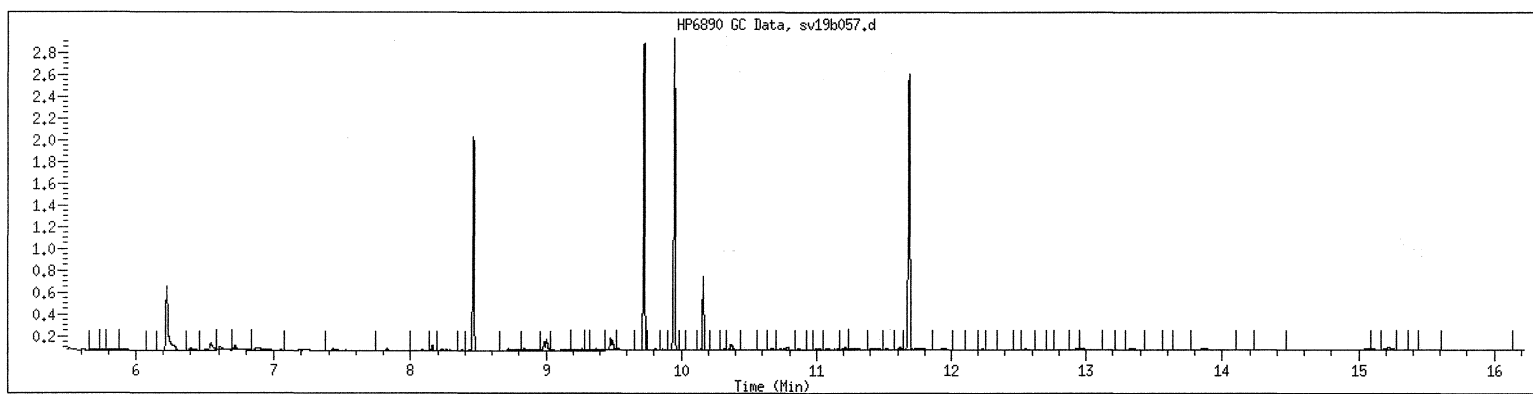
Data File: /var/chem/gcsv19b,i/2111104,b/sv19b057,d
Date : 04-NOV-2011 12:30
Client ID: 1 lcs
Sample Info: 1002044*1 lcs
Volume Injected (uL): 1,0
Column phase: DB-5MS-30M

Instrument: gcsv19b,i
Operator: smh
Column diameter: 0,25



MANUAL INTEGRATION GRAPHIC REPORT

Lab ID : 1002044 SampleType : LCS
Injection Date: 11/04/2011 12:30 Instrument : gcsv19b.i
Operator : smh
Sample Info : 1002044*1 lcs
Misc Info :
Method : /var/chem/gcsv19b.i/2111104.b/ALPHEPHmass.m
Dilution : 1.00
Matrix : WATER
Integrator : HP Genie Compound Sublist: ALmasseph



NO MANUAL INTEGRATIONS

1D
ORGANICS ANALYSIS DATA SHEET

Lab Name: GCAL Sample ID: LCS1004105
 Lab Code: LA024 Case No.: _____ Contract: _____
 Matrix: Water SAS No.: _____ SDG No.: 211110258
 Sample wt/vol: 1000 Units: mL Lab Sample ID: 1004105
 Level: (low/med) LOW Date Collected: _____ Time: _____
 % Moisture: _____ decanted: (Y/N) _____ Date Received: _____
 GC Column: DB-5MS-30M ID: .25 (mm) Date Extracted: 11/08/11
 Concentrated Extract Volume: 2000 (µL) Date Analyzed: 11/10/11 Time: 1603
 Soil Aliquot Volume: _____ (µL) Dilution Factor: 1 Analyst: SMH
 Injection Volume: 1 (µL) Prep Method: MASS EPH
 GPC Cleanup: (Y/N) N pH: _____ Analytical Method: MASSEPH
 Prep Batch: 468721 Analytical Batch: 469140 Sulfur Cleanup: (Y/N) N Instrument ID: GCS19B
 CONCENTRATION UNITS: ug/L Lab File ID: 2111110/sv19b056

CAS NO.	COMPOUND	RESULT	Q	MDL	LOD	LOQ
GCSV-02-22	C11-C22 Aromatics	188		42.1	42.1	100
GCSV-02-23	C9-C18 Aliphatic Hydrocarbons	51.9	J	21.8	21.8	100
GCSV-02-24	C19-C36 Aliphatic Hydrocarbons	101		31.3	60.0	100

GCAL, Inc.

Data file : /var/chem/gcsv19b.i/2111110.b/sv19b056.d
 Lab Smp Id: 1004105 Client Smp ID: 1 LCS
 Inj Date : 10-NOV-2011 16:03
 Operator : smh Inst ID: gcsv19b.i
 Smp Info : 1004105*1 LCS
 Misc Info :
 Comment :
 Method : /var/chem/gcsv19b.i/2111110.b/AROEPHmass.m
 Meth Date : 11-Nov-2011 15:43 dlb Quant Type: ESTD
 Cal Date : 03-NOV-2011 13:18 Cal File: sv19b053s.d
 Als bottle: 56 QC Sample: LCS
 Dil Factor: 1.00000
 Integrator: HP Genie Compound Sublist: all.sub
 Target Version: 3.50
 Processing Host: org.gcal.com

Concentration Formula: Amt * DF * Uf * Vt / (Vo * Vi) * CpndVariable

Name	Value	Description
DF	1.00000	Dilution Factor
Vo	1000.00000	Volume of sample extracted (mL)
Vt	2000.00000	Volume of final extract (uL)
Vi	1.00000	Volume injected (uL)
Uf	1.00000	Correction factor

Cpnd Variable

Local Compound Variable

Compounds	RT	EXP RT	DLT RT	RESPONSE	CONCENTRATIONS	
					ON-COLUMN (UG/ML)	FINAL (ug/L)
1 Naphthalene	7.871	7.880	-0.009	47838120	16.8316	33.7
\$ 3 2-Fluorobiphenyl	8.448	8.454	-0.006	46838239	19.0594	38.1
\$ 5 2-Bromonaphthalene	8.833	8.838	-0.005	27212745	17.3465	34.7
6 Acenaphthene	8.850	8.858	-0.008	60129675	20.6620	41.3
9 Anthracene	9.682	9.688	-0.006	50757402	19.1249	38.2
\$ 10 O-Terphenyl	9.818	9.822	-0.004	48148931	16.3283	32.7
\$ 11 Chloro-octadecane	10.160	10.158	0.002	25956734	9.47499	18.9
13 Pyrene	10.465	10.467	-0.002	52673131	18.4463	36.9
15 Chrysene	11.239	11.250	-0.011	52294743	19.0289	38.1
M 22 Arom C11-C22				263693071	94.0938	188
M 113 Total Surrogate Area				148156649		(a)

QC Flag Legend

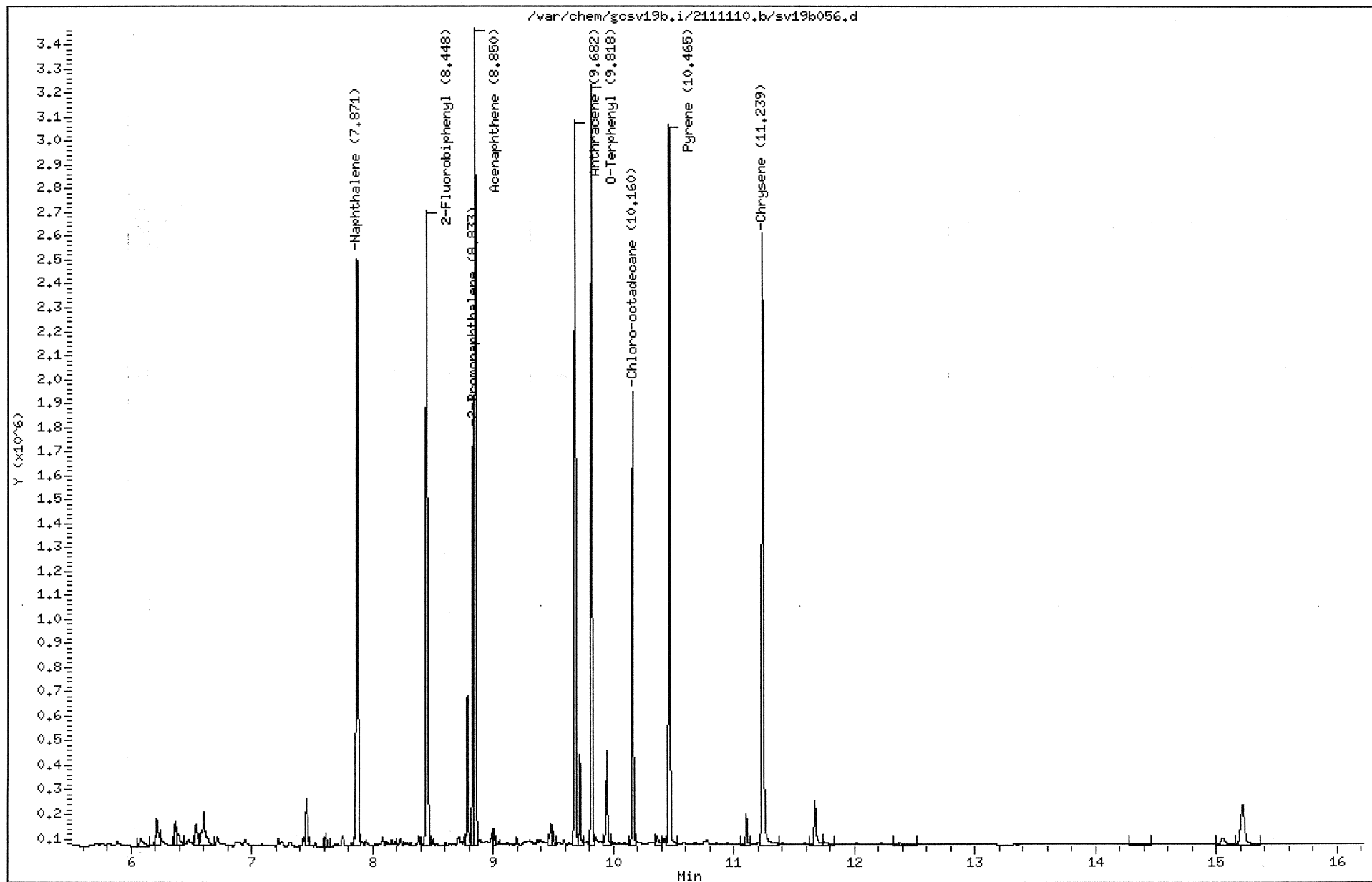
a - Target compound detected but, quantitated amount
Below Limit Of Quantitation(BLOQ).

Data File: /var/chem/gcsvg19b,i/2111110,b/sv19b056.d
Date : 10-NOV-2011 16:03
Client ID: 1 LCS
Sample Info: 1004105*1 LCS
Volume Injected (uL): 1.0
Column phase: DB-5MS-30M

Instrument: gcsvg19b,i

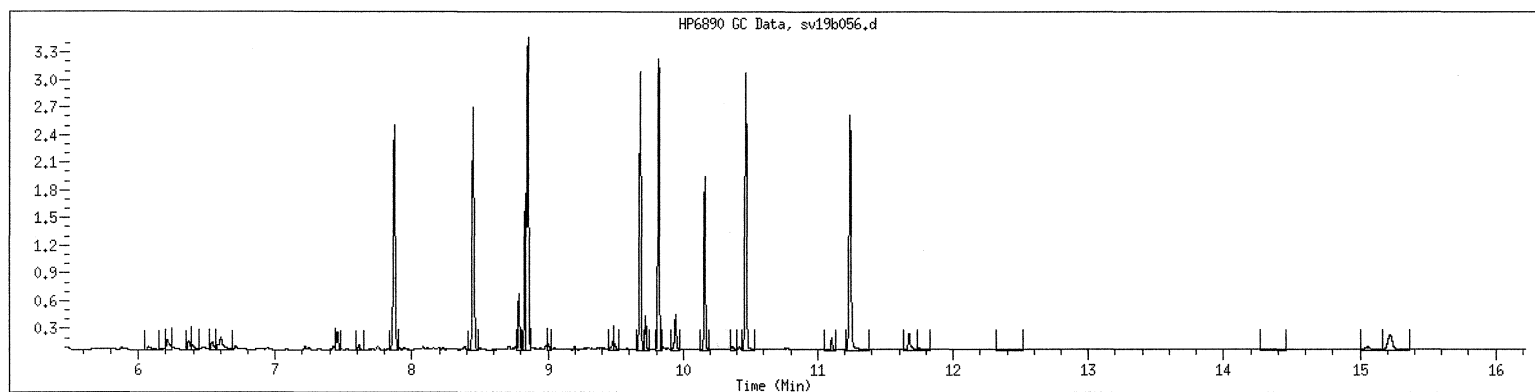
Operator: smh

Column diameter: 0.25



MANUAL INTEGRATION GRAPHIC REPORT

Lab ID : 1004105 SampleType : LCS
Injection Date: 11/10/2011 16:03 Instrument : gcsv19b.i
Operator : smh
Sample Info : 1004105*1 LCS
Misc Info :
Method : /var/chem/gcsv19b.i/2111110.b/AROEPHmass.m
Dilution : 1.00
Matrix : WATER
Integrator : HP Genie Compound Sublist: all



NO MANUAL INTEGRATIONS

GCAL, Inc.

Data file : /var/chem/gcsv19b.i/2111110.b/sv19b057.d
 Lab Smp Id: 1004105 Client Smp ID: 1 LCS
 Inj Date : 10-NOV-2011 16:27
 Operator : smh Inst ID: gcsv19b.i
 Smp Info : 1004105*1 LCS
 Misc Info :
 Comment :
 Method : /var/chem/gcsv19b.i/2111110.b/ALPHEPHmass.m
 Meth Date : 11-Nov-2011 15:21 dlb Quant Type: ESTD
 Cal Date : 03-NOV-2011 14:30 Cal File: sv19b056.d
 Als bottle: 57 QC Sample: LCS
 Dil Factor: 1.00000
 Integrator: HP Genie Compound Sublist: ALmasseph.sub
 Target Version: 3.50

Concentration Formula: Amt * DF * Uf * Vt/(Vo * Vi) * CpndVariable

Name	Value	Description
DF	1.00000	Dilution Factor
Vo	1000.00000	Volume of sample extracted (mL)
Vt	2000.00000	Volume of final extract (uL)
Vi	1.00000	Volume injected (uL)
Uf	1.00000	Correction factor

Cpnd Variable

Local Compound Variable

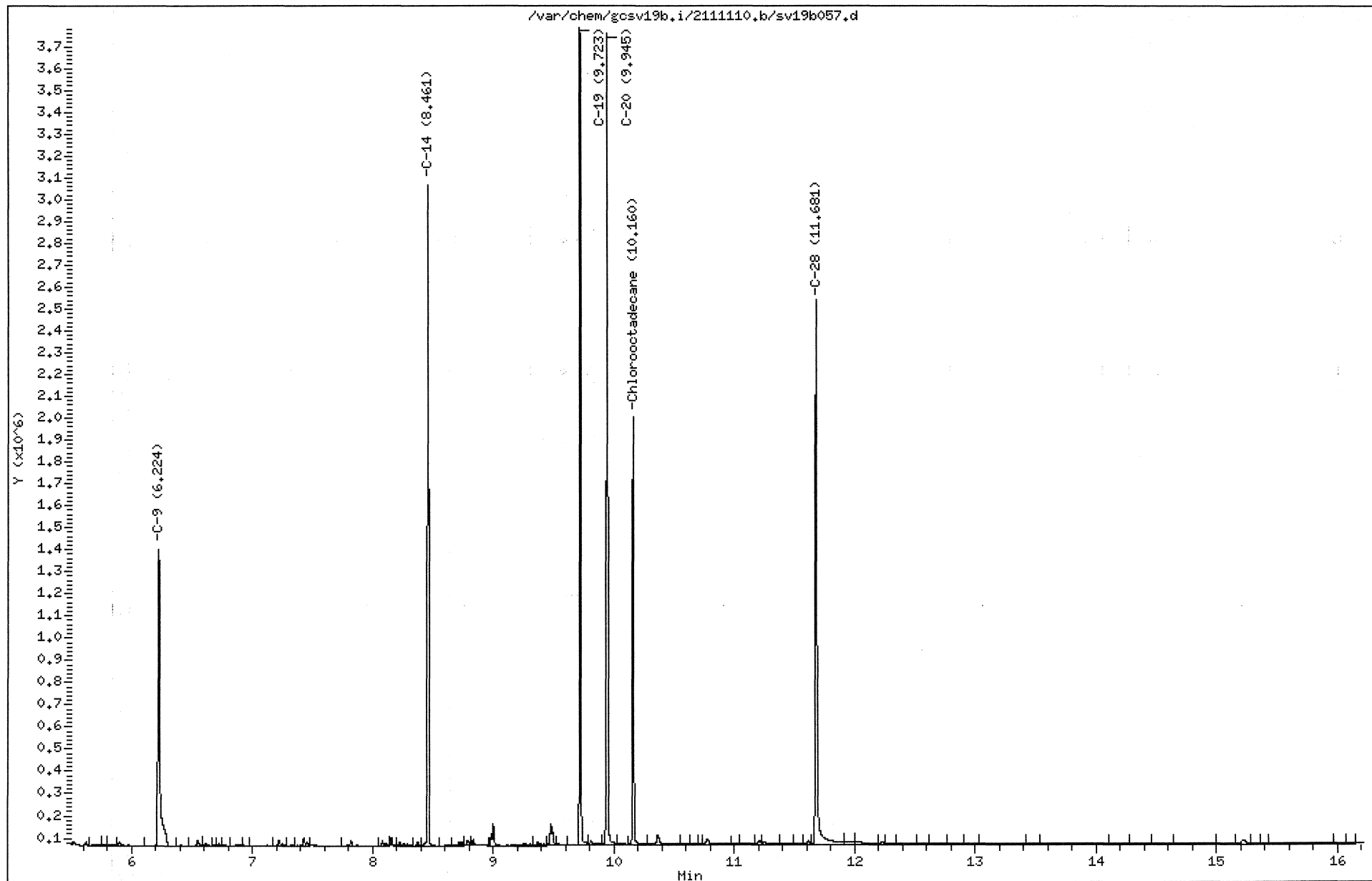
Compounds	RT	EXP RT	DLT RT	RESPONSE	CONCENTRATIONS	
					ON-COLUMN (UG/ML)	FINAL (ug/L)
1 C-9	6.224	6.232	-0.008	30157800	11.0901	22.2
6 C-14	8.461	8.470	-0.009	42709583	14.8393	29.7
M 11 Alip C9-C18				72867383	25.9294	51.9
12 C-19	9.723	9.773	-0.050	51247556	16.9849	34.0
13 C-20	9.945	9.956	-0.011	52736163	17.3172	34.6
\$ 15 Chlorooctadecane	10.160	10.215	-0.055	27978107	10.2125	20.4
22 C-28	11.681	11.721	-0.040	50693086	16.3738	32.7 (H)
M 24 Alip C19-C36				154676805	50.6759	101

QC Flag Legend

H - Operator selected an alternate compound hit.

Data File: /var/chem/gcsv19b,i/2111110,b/sv19b057.d
Date : 10-NOV-2011 16:27
Client ID: 1 LCS
Sample Info: 1004105*1 LCS
Volume Injected (uL): 1.0
Column phase: DB-5MS-30M

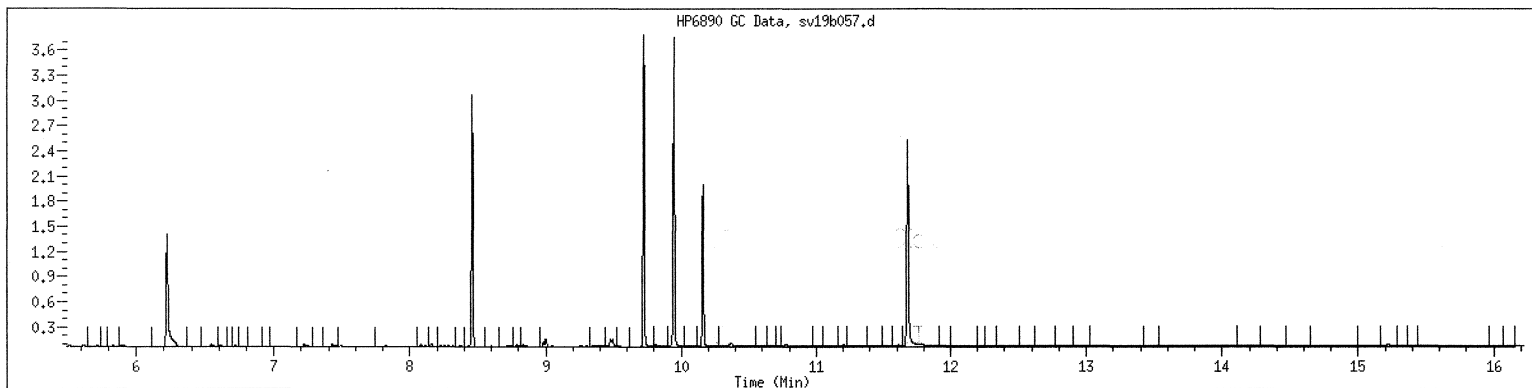
Instrument: gcsv19b,i
Operator: smh
Column diameter: 0.25



211110258 187

MANUAL INTEGRATION GRAPHIC REPORT

Lab ID : 1004105 SampleType : LCS
Injection Date: 11/10/2011 16:27 Instrument : gcsv19b.i
Operator : smh
Sample Info : 1004105*1 LCS
Misc Info :
Method : /var/chem/gcsv19b.i/2111110.b/ALPHEPHmass.m
Dilution : 1.00
Matrix : WATER
Integrator : HP Genie Compound Sublist: ALmasseph



NO MANUAL INTEGRATIONS

1D
ORGANICS ANALYSIS DATA SHEET

Lab Name: GCAL Sample ID: LCSD1002045
 Lab Code: LA024 Case No.: _____ Contract: _____
 Matrix: Water SAS No.: _____ SDG No.: 211110258
 Sample wt/vol: 1000 Units: mL Lab Sample ID: 1002045
 Level: (low/med) LOW Date Collected: _____ Time: _____
 % Moisture: _____ decanted: (Y/N) _____ Date Received: _____
 GC Column: DB-5MS-30M ID: .25 (mm) Date Extracted: 11/02/11
 Concentrated Extract Volume: 2000 (µL) Date Analyzed: 11/04/11 Time: 1254
 Soil Aliquot Volume: _____ (µL) Dilution Factor: 1 Analyst: SMH
 Injection Volume: 1 (µL) Prep Method: MASS EPH
 GPC Cleanup: (Y/N) N pH: _____ Analytical Method: MASSEPH
 Prep Batch: 468306 Analytical Batch: 468719 Sulfur Cleanup: (Y/N) N Instrument ID: GCS19B
 CONCENTRATION UNITS: ug/L Lab File ID: 2111104/sv19b058

CAS NO. COMPOUND RESULT Q MDL LOD LOQ

GCSV-02-22	C11-C22 Aromatics	178		42.1	42.1	100
GCSV-02-23	C9-C18 Aliphatic Hydrocarbons	42.8	J	21.8	21.8	100
GCSV-02-24	C19-C36 Aliphatic Hydrocarbons	107		31.3	60.0	100

GCAL, Inc.

Data file : /var/chem/gcsv19b.i/2111104.b/sv19b058.d
 Lab Smp Id: 1002045 Client Smp ID: 1 lcsd
 Inj Date : 04-NOV-2011 12:54
 Operator : smh Inst ID: gcsv19b.i
 Smp Info : 1002045* 1 lcsd
 Misc Info :
 Comment :
 Method : /var/chem/gcsv19b.i/2111104.b/AROEPHmass.m
 Meth Date : 08-Nov-2011 14:38 smh Quant Type: ESTD
 Cal Date : 03-NOV-2011 13:18 Cal File: sv19b053s.d
 Als bottle: 58 QC Sample: LCS
 Dil Factor: 1.00000
 Integrator: HP Genie Compound Sublist: all.sub
 Target Version: 3.50
 Processing Host: org.gcal.com

Concentration Formula: Amt * DF * Uf * Vt/(Vo * Vi) * CpndVariable

Name	Value	Description
DF	1.00000	Dilution Factor
Vo	1000.00000	Volume of sample extracted (mL)
Vt	2000.00000	Volume of final extract (uL)
Vi	1.00000	Volume injected (uL)
Uf	1.00000	Correction factor

Cpnd Variable

Local Compound Variable

Compounds	RT	EXP RT	DLT RT	RESPONSE	CONCENTRATIONS	
					ON-COLUMN (UG/ML)	FINAL (ug/L)
1 Naphthalene	7.874	7.881	-0.007	40000849	14.0741	28.1
\$ 3 2-Fluorobiphenyl	8.450	8.454	-0.004	46349541	18.8605	37.7
\$ 5 2-Bromonaphthalene	8.835	8.839	-0.004	20673921	13.1784	26.4
6 Acenaphthene	8.853	8.858	-0.005	49744175	17.0933	34.2
9 Anthracene	9.684	9.688	-0.004	51042404	19.2323	38.5
\$ 10 O-Terphenyl	9.820	9.823	-0.003	49005695	16.6189	33.2
\$ 11 Chloro-octadecane	10.161	10.174	-0.013	19595722	7.15303	14.3 (R)
13 Pyrene	10.468	10.468	0.000	53601757	18.7715	37.5
15 Chrysene	11.241	11.245	-0.004	54372724	19.7851	39.6
M 22 Arom C11-C22				248761909	88.9563	178
M 113 Total Surrogate Area				135624879		(a)

QC Flag Legend

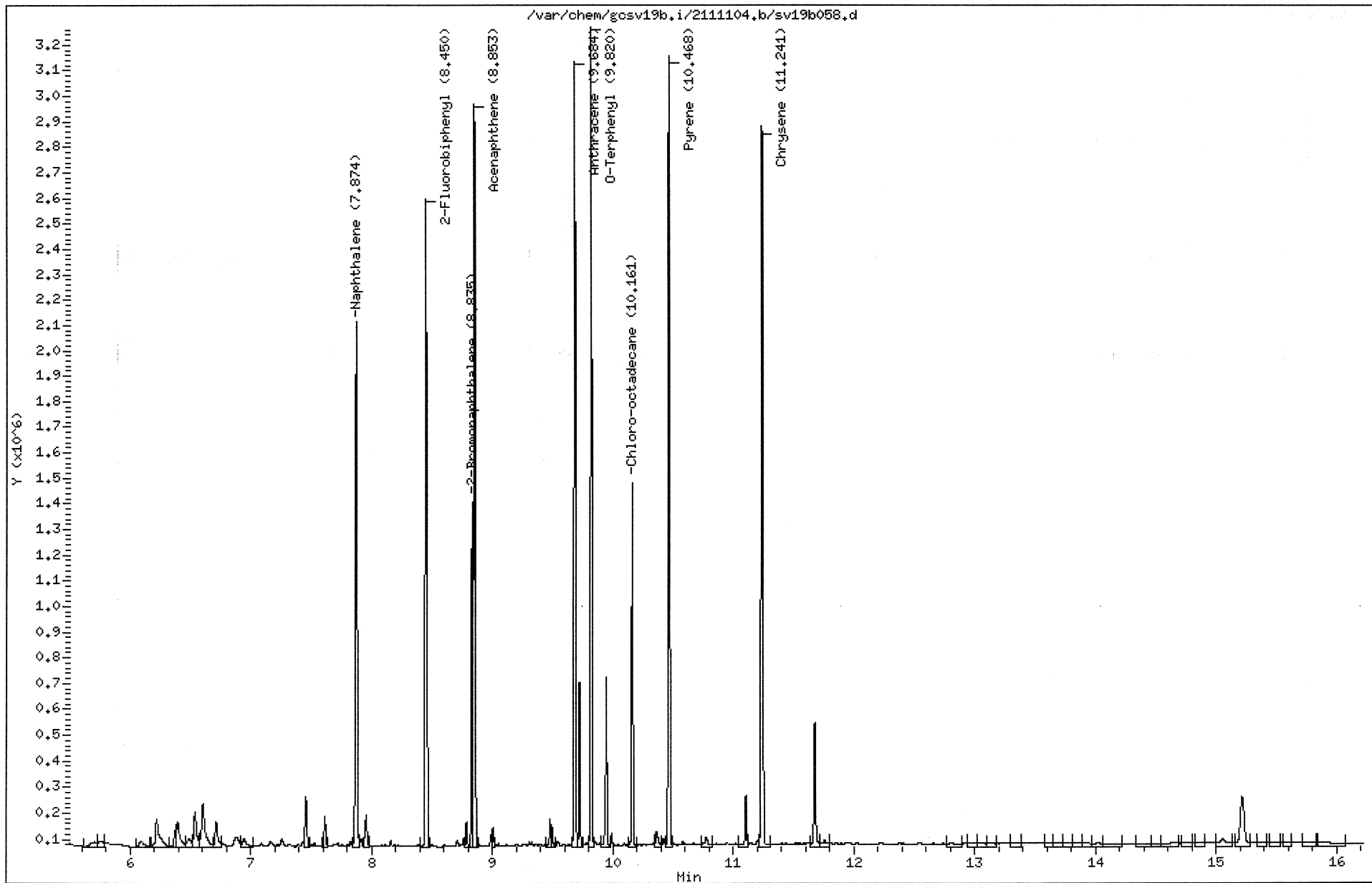
- a - Target compound detected but, quantitated amount
Below Limit Of Quantitation(BLOQ).
- R - Spike/Surrogate failed recovery limits.

Data File: /var/chem/gcsv19b,i/2111104,b/sv19b058,d
Date : 04-NOV-2011 12:54
Client ID: 1 locsd
Sample Info: 1002045* 1 locsd
Volume Injected (uL): 1.0
Column phase: DB-5MS-30M

Instrument: gcsv19b,i

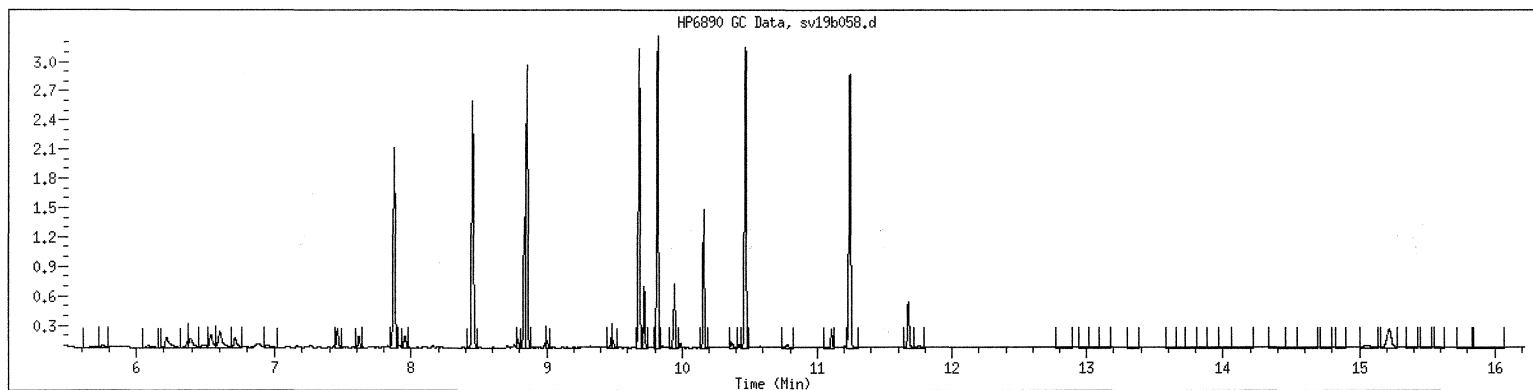
Operator: smh

Column diameter: 0.25



MANUAL INTEGRATION GRAPHIC REPORT

Lab ID : 1002045 SampleType : LCS
Injection Date: 11/04/2011 12:54 Instrument : gcsv19b.i
Operator : smh
Sample Info : 1002045* 1 lcsd
Misc Info :
Method : /var/chem/gcsv19b.i/2111104.b/AROEPMass.m
Dilution : 1.00
Matrix : WATER
Integrator : HP Genie Compound Sublist: all



NO MANUAL INTEGRATIONS

GCAL, Inc.

Data file : /var/chem/gcsv19b.i/2111104.b/sv19b059.d
 Lab Smp Id: 1002045 Client Smp ID: 1 lcsd
 Inj Date : 04-NOV-2011 13:18
 Operator : smh Inst ID: gcsv19b.i
 Smp Info : 1002045*1 lcsd
 Misc Info :
 Comment :
 Method : /var/chem/gcsv19b.i/2111104.b/ALPHEPHmass.m
 Meth Date : 08-Nov-2011 13:36 smh Quant Type: ESTD
 Cal Date : 03-NOV-2011 14:30 Cal File: sv19b056.d
 Als bottle: 59 QC Sample: LCS
 Dil Factor: 1.00000
 Integrator: HP Genie Compound Sublist: ALmasseph.sub
 Target Version: 3.50
 Processing Host: org.gcal.com

Concentration Formula: Amt * DF * Uf * Vt / (Vo * Vi) * CpndVariable

Name	Value	Description
DF	1.00000	Dilution Factor
Vo	1000.00000	Volume of sample extracted (mL)
Vt	2000.00000	Volume of final extract (uL)
Vi	1.00000	Volume injected (uL)
Uf	1.00000	Correction factor

Cpnd Variable

Local Compound Variable

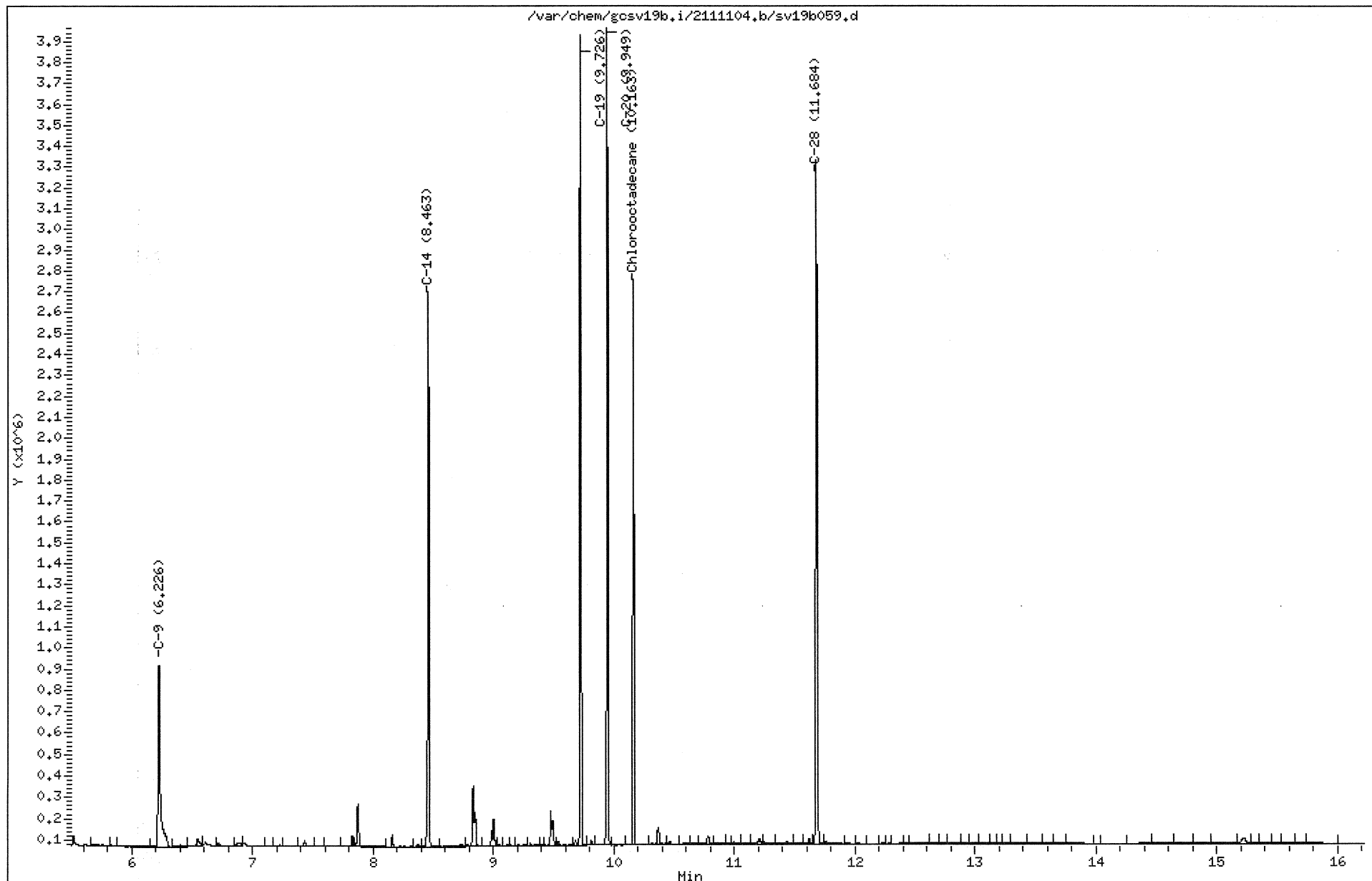
Compounds	RT	EXP RT	DLT RT	RESPONSE	CONCENTRATIONS	
					ON-COLUMN (UG/ML)	FINAL (ug/L)
1 C-9	6.226	6.232	-0.006	21810061	8.02035	16.0 (R)
6 C-14	8.463	8.471	-0.008	38518082	13.3830	26.8
M 11 Alip C9-C18				60328143	21.4033	42.8
12 C-19	9.726	9.774	-0.048	52318452	17.3398	34.7
13 C-20	9.949	9.957	-0.008	53612108	17.6048	35.2
\$ 15 Chlorooctadecane	10.163	10.216	-0.053	36556049	13.3437	26.7
22 C-28	11.684	11.724	-0.040	56923833	18.3863	36.8
M 24 Alip C19-C36				162854393	53.3310	107

QC Flag Legend

R - Spike/Surrogate failed recovery limits.

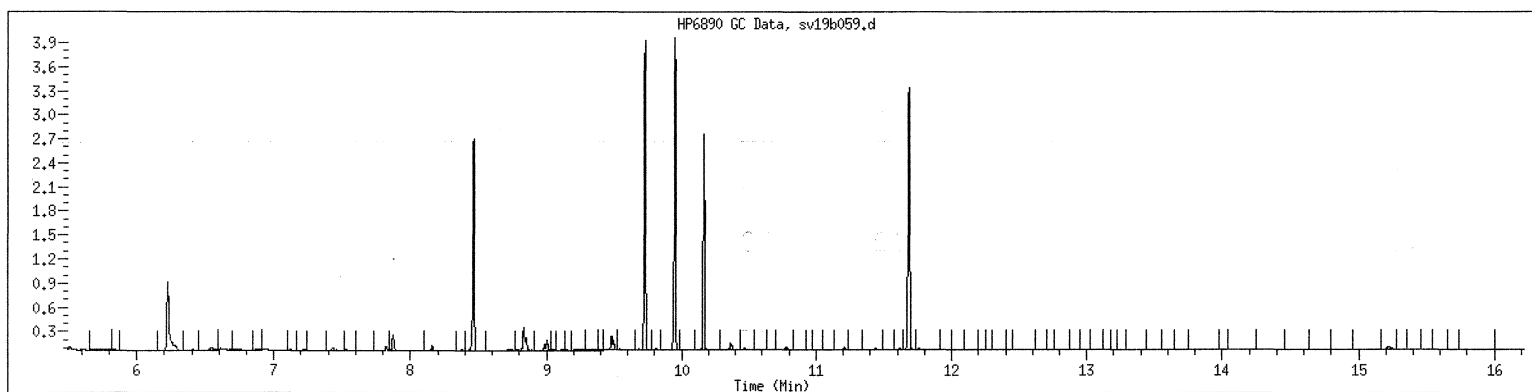
Data File: /var/chem/gcsv19b,i/2111104,b/sv19b059.d
Date : 04-NOV-2011 13:18
Client ID: 1 lcsd
Sample Info: 1002045*1 lcsd
Volume Injected (uL): 1.0
Column phase: DB-5MS-30M

Instrument: gcsv19b,i
Operator: smh
Column diameter: 0.25



MANUAL INTEGRATION GRAPHIC REPORT

Lab ID : 1002045 SampleType : LCS
Injection Date: 11/04/2011 13:18 Instrument : gcsv19b.i
Operator : smh
Sample Info : 1002045*1 lcsd
Misc Info :
Method : /var/chem/gcsv19b.i/2111104.b/ALPHEPHmass.m
Dilution : 1.00
Matrix : WATER
Integrator : HP Genie Compound Sublist: ALmasseph



NO MANUAL INTEGRATIONS

1D
ORGANICS ANALYSIS DATA SHEET

Lab Name: GCAL Sample ID: LCSD1004106
 Lab Code: LA024 Case No.: _____ Contract: _____
 Matrix: Water SAS No.: _____ SDG No.: 211110258
 Sample wt/vol: 1000 Units: mL Lab Sample ID: 1004106
 Level: (low/med) LOW Date Collected: _____ Time: _____
 % Moisture: _____ decanted: (Y/N) _____ Date Received: _____
 GC Column: DB-5MS-30M ID: .25 (mm) Date Extracted: 11/08/11
 Concentrated Extract Volume: 2000 (µL) Date Analyzed: 11/10/11 Time: 1651
 Soil Aliquot Volume: _____ (µL) Dilution Factor: 1 Analyst: SMH
 Injection Volume: 1 (µL) Prep Method: MASS EPH
 GPC Cleanup: (Y/N) N pH: _____ Analytical Method: MASSEPH
 Prep Batch: 468721 Analytical Batch: 469140 Sulfur Cleanup: (Y/N) N Instrument ID: GCS19B
 CONCENTRATION UNITS: ug/L Lab File ID: 2111110/sv19b058

CAS NO.	COMPOUND	RESULT	Q	MDL	LOD	LOQ
GCSV-02-22	C11-C22 Aromatics	191		42.1	42.1	100
GCSV-02-23	C9-C18 Aliphatic Hydrocarbons	52.8	J	21.8	21.8	100
GCSV-02-24	C19-C36 Aliphatic Hydrocarbons	94.2	J	31.3	60.0	100

GCAL, Inc.

Data file : /var/chem/gcsv19b.i/2111110.b/sv19b058.d
 Lab Smp Id: 1004106 Client Smp ID: 1 LCSD
 Inj Date : 10-NOV-2011 16:51
 Operator : smh Inst ID: gcsv19b.i
 Smp Info : 1004106*1 LCSD
 Misc Info :
 Comment :
 Method : /var/chem/gcsv19b.i/2111110.b/AROEPHmass.m
 Meth Date : 11-Nov-2011 15:43 dlb Quant Type: ESTD
 Cal Date : 03-NOV-2011 13:18 Cal File: sv19b053s.d
 Als bottle: 58 QC Sample: LCS
 Dil Factor: 1.00000
 Integrator: HP Genie Compound Sublist: all.sub
 Target Version: 3.50
 Processing Host: org.gcal.com

Concentration Formula: Amt * DF * Uf * Vt/(Vo * Vi) * CpndVariable

Name	Value	Description
DF	1.00000	Dilution Factor
Vo	1000.00000	Volume of sample extracted (mL)
Vt	2000.00000	Volume of final extract (uL)
Vi	1.00000	Volume injected (uL)
Uf	1.00000	Correction factor

Cpnd Variable

Local Compound Variable

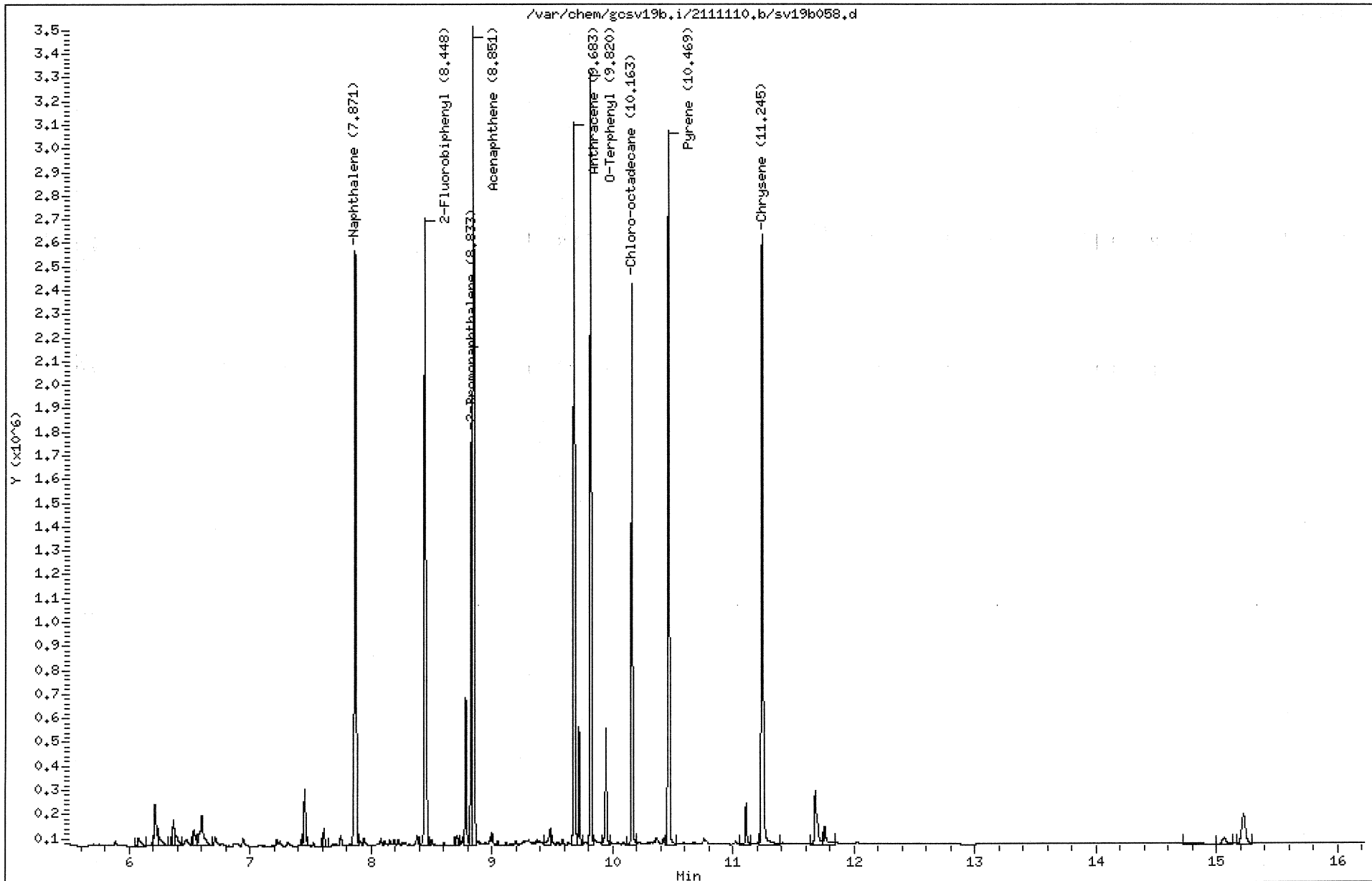
Compounds	RT	EXP RT	DLT RT	RESPONSE	CONCENTRATIONS	
					ON-COLUMN (UG/ML)	FINAL (ug/L)
1 Naphthalene	7.871	7.880	-0.009	49288016	17.3418	34.7
S 3 2-Fluorobiphenyl	8.448	8.454	-0.006	48539862	19.7518	39.5
S 5 2-Bromonaphthalene	8.833	8.838	-0.005	27183500	17.3278	34.7
6 Acenaphthene	8.851	8.858	-0.007	61175611	21.0214	42.0
9 Anthracene	9.683	9.688	-0.005	51333879	19.3421	38.7
S 10 O-Terphenyl	9.820	9.822	-0.002	49367854	16.7417	33.5
S 11 Chloro-octadecane	10.163	10.158	0.005	32943730	12.0255	24.1
13 Pyrene	10.469	10.467	0.002	53212368	18.6352	37.3
15 Chrysene	11.245	11.250	-0.005	52943561	19.2650	38.5
M 22 Arom C11-C22				267953435	95.6055	191
M 113 Total Surrogate Area				158034946		(a)

QC Flag Legend

a - Target compound detected but, quantitated amount
Below Limit Of Quantitation(BLOQ).

Data File: /var/chem/gcsv19b.i/2111110.b/sv19b058.d
Date : 10-NOV-2011 16:51
Client ID: 1 LCSD
Sample Info: 1004106*1 LCSD
Volume Injected (uL): 1.0
Column phase: DB-5MS-30M

Instrument: gcsv19b.i
Operator: smh
Column diameter: 0.25



GCAL, Inc.

Data file : /var/chem/gcsv19b.i/2111110.b/sv19b059.d
 Lab Smp Id: 1004106 Client Smp ID: 1 LCSD
 Inj Date : 10-NOV-2011 17:15
 Operator : smh Inst ID: gcsv19b.i
 Smp Info : 1004106*1 LCSD
 Misc Info :
 Comment :
 Method : /var/chem/gcsv19b.i/2111110.b/ALPHEPHmass.m
 Meth Date : 11-Nov-2011 15:05 dlb Quant Type: ESTD
 Cal Date : 03-NOV-2011 14:30 Cal File: sv19b056.d
 Als bottle: 59 QC Sample: LCS
 Dil Factor: 1.00000
 Integrator: HP Genie Compound Sublist: ALmasseph.sub
 Target Version: 3.50

Concentration Formula: Amt * DF * Uf * Vt/(Vo * Vi) * CpndVariable

Name	Value	Description
DF	1.00000	Dilution Factor
Vo	1000.00000	Volume of sample extracted (mL)
Vt	2000.00000	Volume of final extract (uL)
Vi	1.00000	Volume injected (uL)
Uf	1.00000	Correction factor

Cpnd Variable

Local Compound Variable

Compounds	RT	EXP RT	DLT RT	RESPONSE	CONCENTRATIONS	
					ON-COLUMN (UG/ML)	FINAL (ug/L)
1 C-9	6.224	6.232	-0.008	31225286	11.4827	23.0
6 C-14	8.461	8.470	-0.009	42882291	14.8993	29.8
M 11 Alip C9-C18				74107577	26.3820	52.8
12 C-19	9.724	9.773	-0.049	49945153	16.5533	33.1
13 C-20	9.947	9.956	-0.009	50271463	16.5078	33.0
\$ 15 Chlorooctadecane	10.161	10.215	-0.054	21612655	7.88904	15.8 (R)
22 C-28	11.682	11.721	-0.039	43492976	14.0482	28.1
M 24 Alip C19-C36				143709592	47.1092	94.2

QC Flag Legend

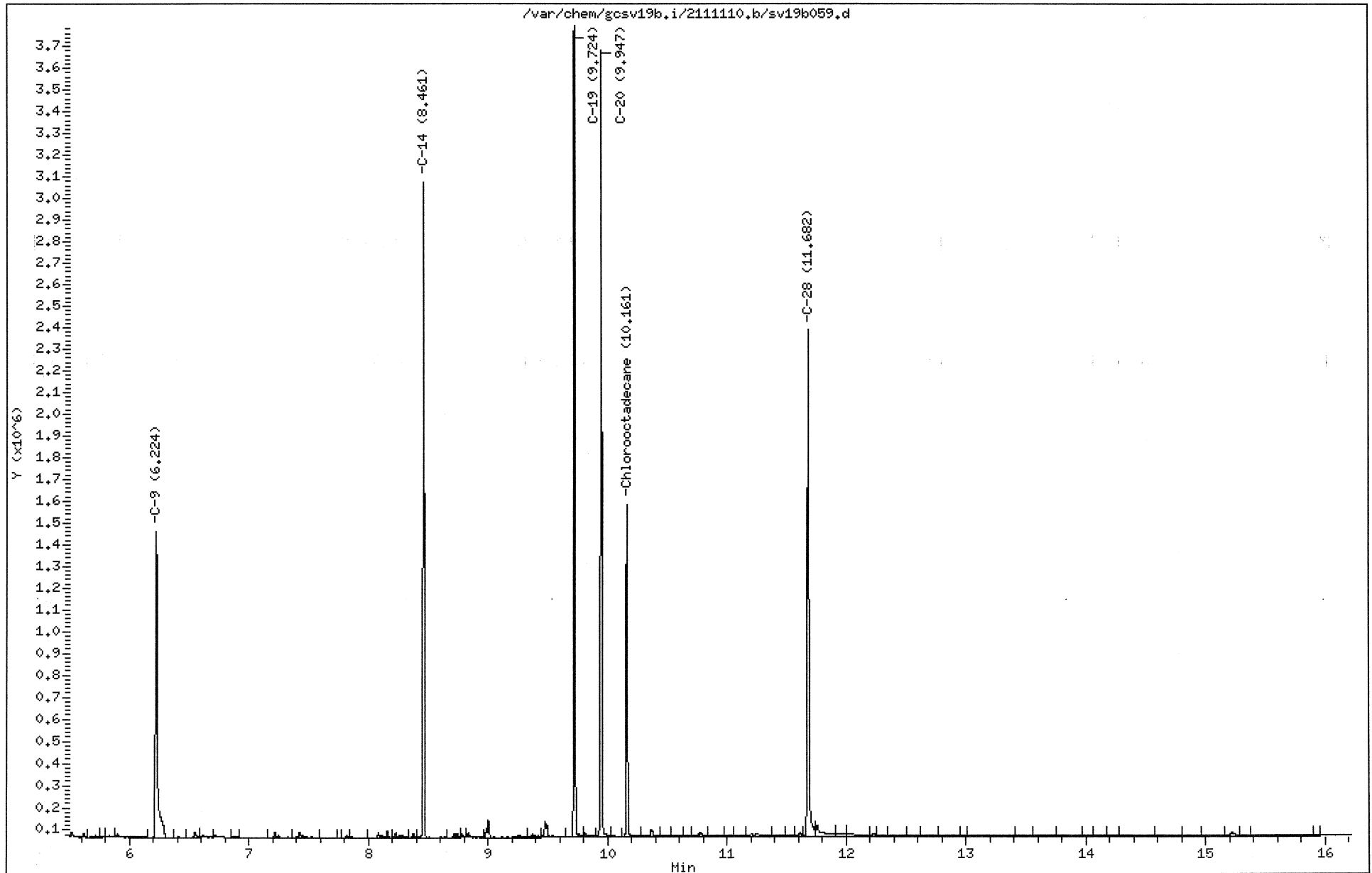
R - Spike/Surrogate failed recovery limits.

Data File: /var/chem/gcsv19b,i/2111110,b/sv19b059,d
Date : 10-NOV-2011 17:15
Client ID: 1 LCSD
Sample Info: 1004106*1 LCSD
Volume Injected (uL): 1.0
Column phase: DB-5MS-30M

Instrument: gcsv19b,i

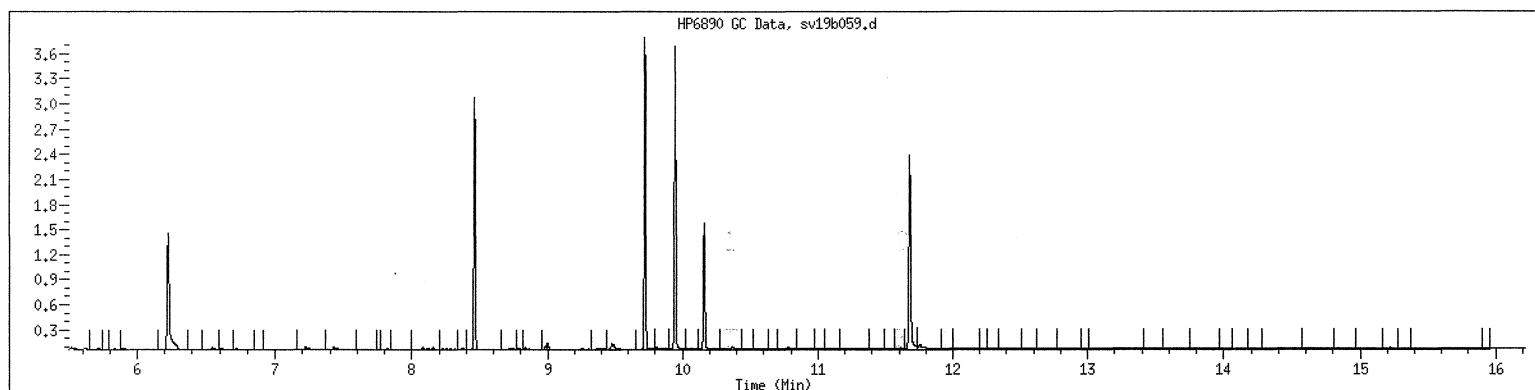
Operator: smh

Column diameter: 0.25



MANUAL INTEGRATION GRAPHIC REPORT

Lab ID : 1004106 SampleType : LCS
Injection Date: 11/10/2011 17:15 Instrument : gcsv19b.i
Operator : smh
Sample Info : 1004106*1 LCSD
Misc Info :
Method : /var/chem/gcsv19b.i/2111110.b/ALPHEPHmass.m
Dilution : 1.00
Matrix : WATER
Integrator : HP Genie Compound Sublist: ALmasseph



NO MANUAL INTEGRATIONS

1D
ORGANICS ANALYSIS DATA SHEET

Lab Name: GCAL Sample ID: ES053 MS
 Lab Code: LA024 Case No.: _____ Contract: _____
 Matrix: Water SAS No.: _____ SDG No.: 211110258
 Sample wt/vol: 990 Units: mL Lab Sample ID: 21110312409
 Level: (low/med) LOW Date Collected: 10/26/11 Time: 1043
 % Moisture: _____ decanted: (Y/N) _____ Date Received: 10/29/11
 GC Column: DB-5MS-30M ID: .25 (mm) Date Extracted: 11/08/11
 Concentrated Extract Volume: 2000 (µL) Date Analyzed: 11/10/11 Time: 2052
 Soil Aliquot Volume: _____ (µL) Dilution Factor: 1 Analyst: SMH
 Injection Volume: 1 (µL) Prep Method: MASS EPH
 GPC Cleanup: (Y/N) N pH: _____ Analytical Method: MASSEPH
 Prep Batch: 468721 Analytical Batch: 469140 Sulfur Cleanup: (Y/N) N Instrument ID: GCS19B
 CONCENTRATION UNITS: ug/L Lab File ID: 2111110/sv19b068

CAS NO.	COMPOUND	RESULT	Q	MDL	LOD	LOQ
GCSV-02-22	C11-C22 Aromatics	188		42.5	42.5	101
GCSV-02-24	C19-C36 Aliphatic Hydrocarbons	402		31.6	60.6	101
GCSV-02-23	C9-C18 Aliphatic Hydrocarbons	50.6	J	22.0	22.0	101

GCAL, Inc.

Data file : /var/chem/gcsv19b.i/2111110.b/sv19b068.d
 Lab Smp Id: 21110312409 Client Smp ID: 1
 Inj Date : 10-NOV-2011 20:52
 Operator : smh Inst ID: gcsv19b.i
 Smp Info : 21110312409*1
 Misc Info :
 Comment :
 Method : /var/chem/gcsv19b.i/2111110.b/AROEPHmass.m
 Meth Date : 11-Nov-2011 15:43 dlb Quant Type: ESTD
 Cal Date : 03-NOV-2011 13:18 Cal File: sv19b053s.d
 Als bottle: 68 QC Sample: MS
 Dil Factor: 1.00000
 Integrator: HP Genie Compound Sublist: all.sub
 Target Version: 3.50
 Processing Host: org.gcal.com

Concentration Formula: Amt * DF * Uf * Vt/(Vo * Vi) * CpndVariable

Name	Value	Description
DF	1.00000	Dilution Factor
Vo	990.00000	Volume of sample extracted (mL)
Vt	2000.00000	Volume of final extract (uL)
Vi	1.00000	Volume injected (uL)
Uf	1.00000	Correction factor

Cpnd Variable

Local Compound Variable

Compounds	RT	EXP RT	DLT RT	RESPONSE	CONCENTRATIONS	
					ON-COLUMN (UG/ML)	FINAL (ug/L)
1 Naphthalene	7.870	7.880	-0.010	46967149	16.5252	33.4
\$ 3 2-Fluorobiphenyl	8.447	8.454	-0.007	45813501	18.6424	37.7
\$ 5 2-Bromonaphthalene	8.831	8.838	-0.007	26074780	16.6211	33.6
6 Acenaphthene	8.849	8.858	-0.009	58161749	19.9858	40.4
9 Anthracene	9.679	9.688	-0.009	50910859	19.1827	38.8
\$ 10 O-Terphenyl	9.815	9.822	-0.007	50163153	17.0114	34.4
\$ 11 Chloro-octadecane	10.155	10.158	-0.003	28559571	10.4251	21.1
13 Pyrene	10.459	10.467	-0.008	52597370	18.4198	37.2
15 Chrysene	11.229	11.250	-0.021	51437119	18.7168	37.8 (M1)
M 22 Arom C11-C22				260074246	92.8303	188
M 113 Total Surrogate Area				150611005		(a)

QC Flag Legend

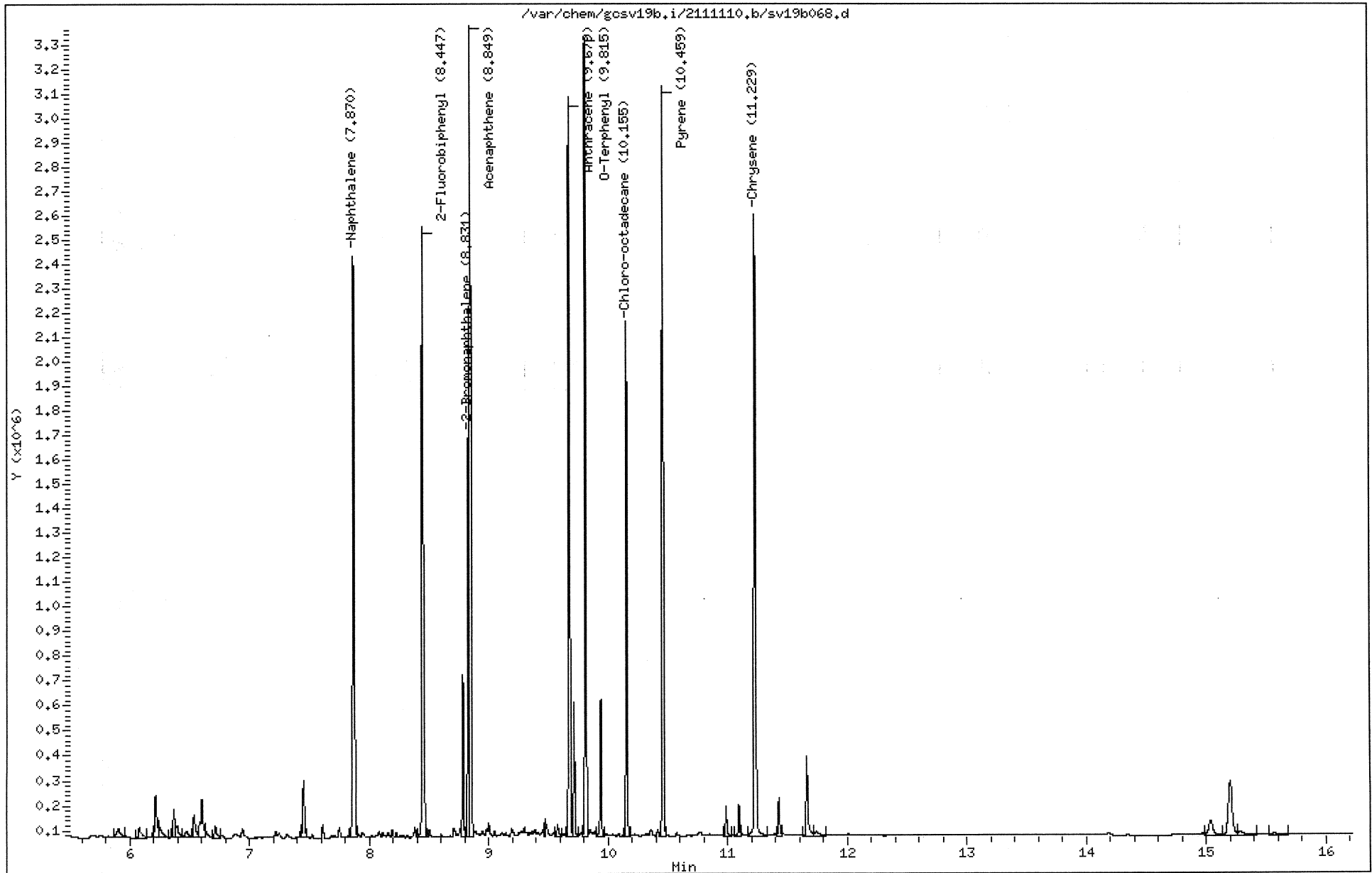
- a - Target compound detected but, quantitated amount
Below Limit Of Quantitation(BLOQ).
- M1- Compound response manually integrated because
Target system did not integrate.

Data File: /var/chem/gcsv19b.i/2111110.b/sv19b068.d
Date : 10-NOV-2011 20:52
Client ID: 1
Sample Info: 21110312409*1
Volume Injected (uL): 1.0
Column phase: DB-5MS-30M

Instrument: gcsv19b.i

Operator: smh

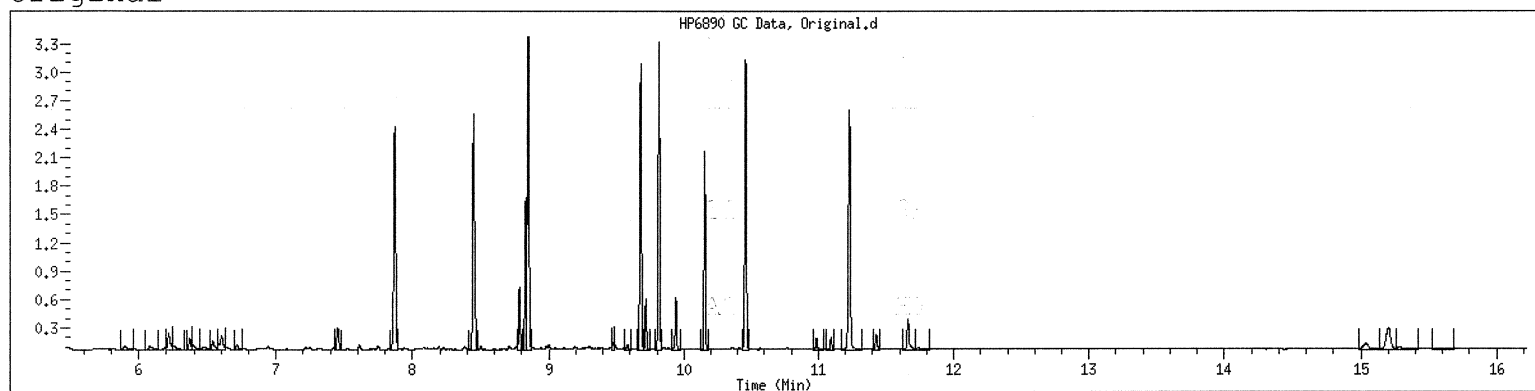
Column diameter: 0.25



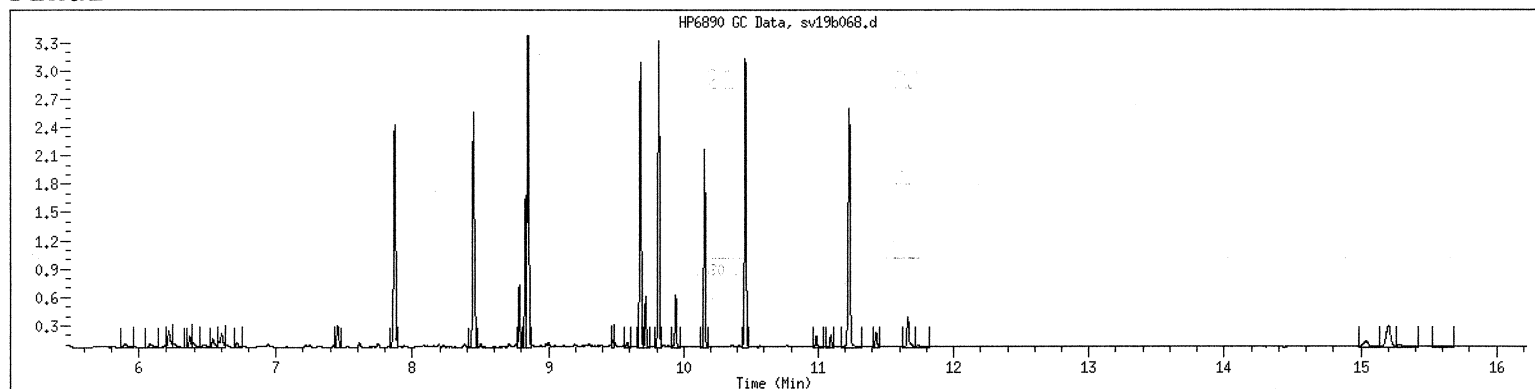
MANUAL INTEGRATION GRAPHIC REPORT

Lab ID : 21110312409 SampleType : MS
Injection Date: 11/10/2011 20:52 Instrument : gcsv19b.i
Operator : smh
Sample Info : 21110312409*1
Misc Info :
Method : /var/chem/gcsv19b.i/2111110.b/AROEPHmass.m
Dilution : 1.00
Matrix : WATER
Integrator : HP Genie Compound Sublist: all

Original



Final



GCAL, Inc.

Data file : /var/chem/gcsv19b.i/2111110.b/sv19b069.d
 Lab Smp Id: 21110312409 Client Smp ID: 1
 Inj Date : 10-NOV-2011 21:16
 Operator : smh Inst ID: gcsv19b.i
 Smp Info : 21110312409*1
 Misc Info :
 Comment :
 Method : /var/chem/gcsv19b.i/2111110.b/ALPHEPHmass.m
 Meth Date : 11-Nov-2011 15:05 dlb Quant Type: ESTD
 Cal Date : 03-NOV-2011 14:30 Cal File: sv19b056.d
 Als bottle: 69 QC Sample: MS
 Dil Factor: 1.00000
 Integrator: HP Genie Compound Sublist: ALmasseph.sub
 Target Version: 3.50

Concentration Formula: Amt * DF * Uf * Vt/(Vo * Vi) * CpndVariable

Name	Value	Description
DF	1.00000	Dilution Factor
Vo	990.00000	Volume of sample extracted (mL)
Vt	2000.00000	Volume of final extract (uL)
Vi	1.00000	Volume injected (uL)
Uf	1.00000	Correction factor

Cpnd Variable

Local Compound Variable

Compounds	CONCENTRATIONS						
	RT	EXP RT	DLT RT	RESPONSE	ON-COLUMN (UG/ML)	FINAL (ug/L)	
10 C-18	8.459	9.503	-1.044	75607947	25.0251	50.6 (M1H)	
M 11 Alip C9-C18				75607947	25.0251	50.6	
114 C-36	9.718	15.140	-5.422	635142619	217.096	439 (AM1H)	
M 24 Alip C19-C36				635142619	217.096	439	

QC Flag Legend

- A - Target compound detected but, quantitated amount exceeded maximum amount.
- M1- Compound response manually integrated because Target system did not integrate.
- H - Operator selected an alternate compound hit.

GCAL, Inc.

Data file : /var/chem/gcsv19b.i/2111110.b/sv19b069s.d
Lab Smp Id: 21110312409 Client Smp ID: 1
Inj Date : 10-NOV-2011 21:16
Operator : smh Inst ID: gcsv19b.i
Smp Info : 21110312409*1
Misc Info :
Comment :
Method : /var/chem/gcsv19b.i/2111110.b/ALPHEPHmass.m
Meth Date : 11-Nov-2011 15:05 dlb Quant Type: ESTD
Cal Date : 03-NOV-2011 14:30 Cal File: sv19b056.d
Als bottle: 69 QC Sample: MS
Dil Factor: 1.00000
Integrator: HP Genie Compound Sublist: Chloro.sub
Target Version: 3.50

Concentration Formula: Amt * DF * Uf * Vt / (Vo * Vi) * CpndVariable

Name	Value	Description
DF	1.00000	Dilution Factor
Vo	990.00000	Volume of sample extracted (mL)
Vt	2000.00000	Volume of final extract (uL)
Vi	1.00000	Volume injected (uL)
Uf	1.00000	Correction factor

Cpnd Variable

Local Compound Variable

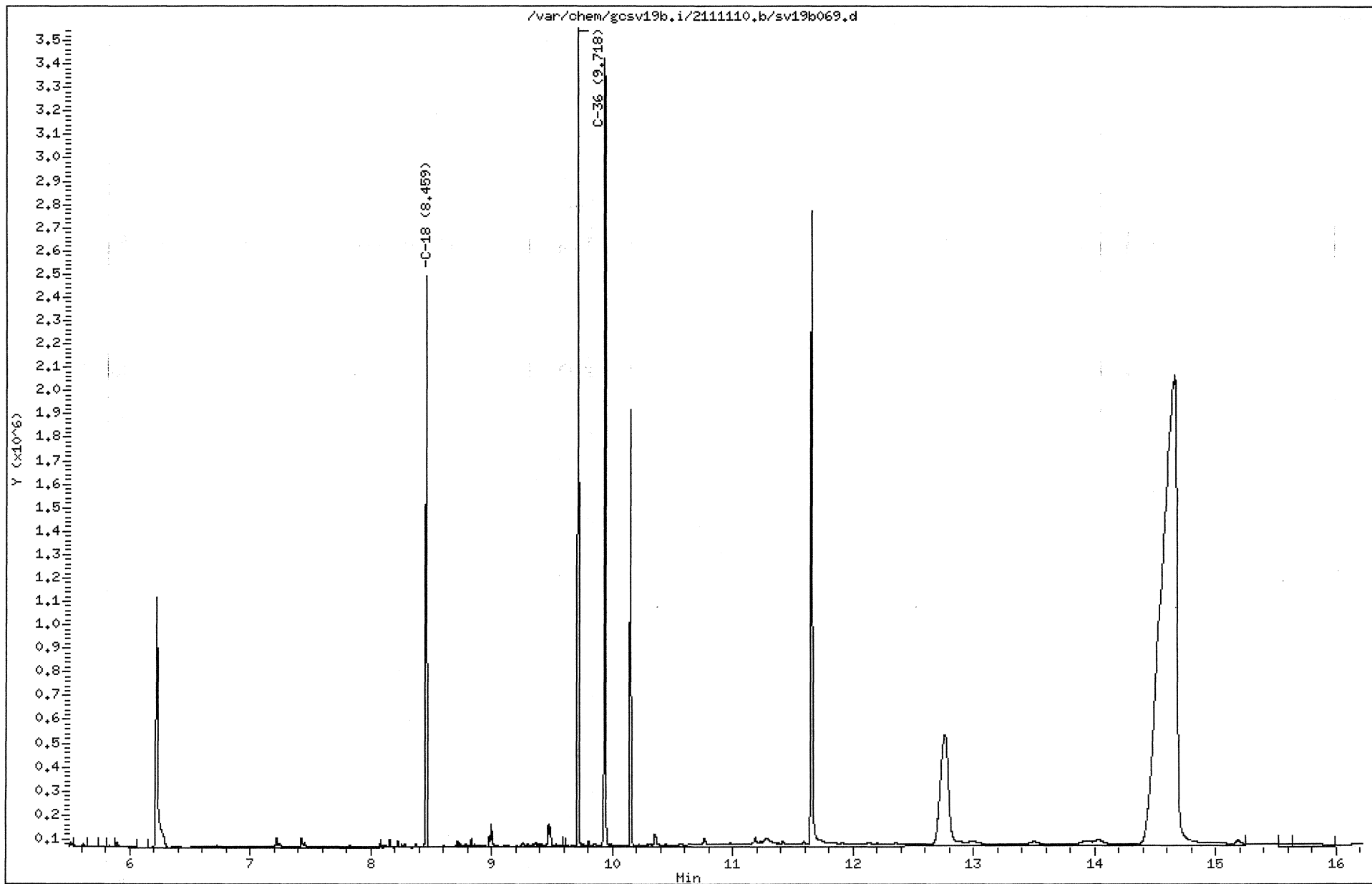
Compounds	CONCENTRATIONS						
	RT	EXP RT	DLT RT	RESPONSE	ON-COLUMN (UG/ML)	FINAL (ug/L)	
\$ 15 Chlorooctadecane	10.151	10.215	-0.064	25589454	9.34064	18.9	

Data File: /var/chem/gcsv19b.i/2111110.b/sv19b069.d
Date : 10-NOV-2011 21:16
Client ID: 1
Sample Info: 21110312409*1
Volume Injected (uL): 1.0
Column phase: DB-5MS-30M

Instrument: gcsv19b.i

Operator: smh

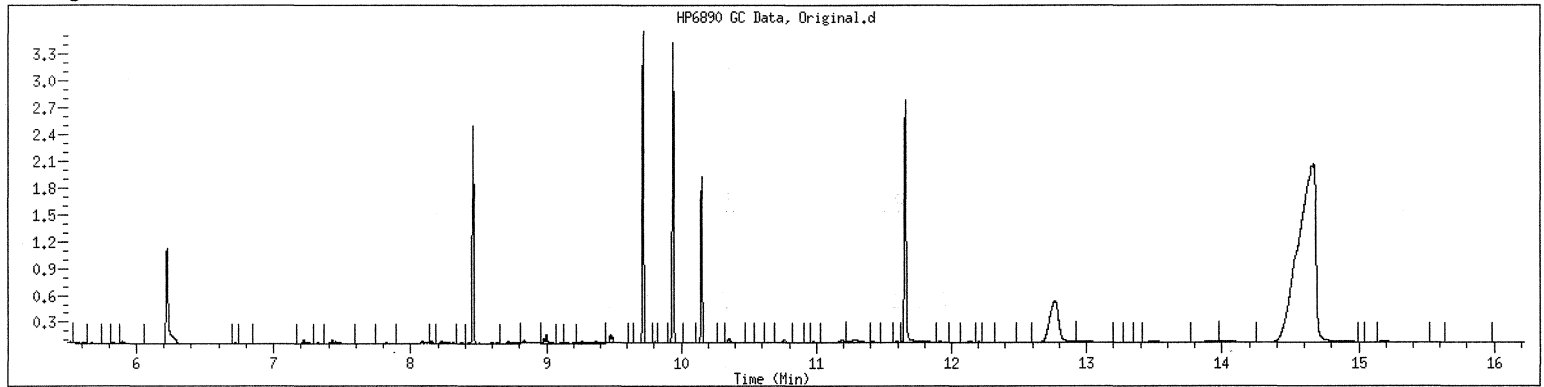
Column diameter: 0.25



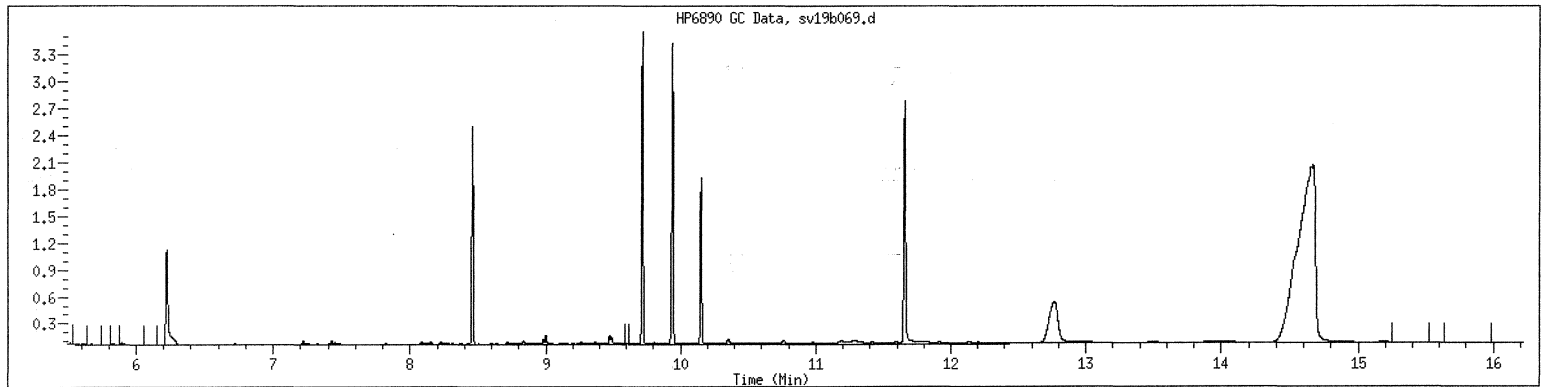
MANUAL INTEGRATION GRAPHIC REPORT

Lab ID : 21110312409 SampleType : MS
Injection Date: 11/10/2011 21:16 Instrument : gcsv19b.i
Operator : smh
Sample Info : 21110312409*1
Misc Info :
Method : /var/chem/gcsv19b.i/2111110.b/ALPHEPHmass.m
Dilution : 1.00
Matrix : WATER
Integrator : HP Genie Compound Sublist: ALmasseph

Original



Final



1D
ORGANICS ANALYSIS DATA SHEET

Lab Name: GCAL Sample ID: ES053 MSD
 Lab Code: LA024 Case No.: _____ Contract: _____
 Matrix: Water SAS No.: _____ SDG No.: 211110258
 Sample wt/vol: 990 Units: mL Lab Sample ID: 21110312410
 Level: (low/med) LOW Date Collected: 10/26/11 Time: 1043
 % Moisture: _____ decanted: (Y/N) _____ Date Received: 10/29/11
 GC Column: DB-5MS-30M ID: .25 (mm) Date Extracted: 11/08/11
 Concentrated Extract Volume: 2000 (µL) Date Analyzed: 11/10/11 Time: 2140
 Soil Aliquot Volume: _____ (µL) Dilution Factor: 1 Analyst: SMH
 Injection Volume: 1 (µL) Prep Method: MASS EPH
 GPC Cleanup: (Y/N) N pH: _____ Analytical Method: MASSEPH
 Prep Batch: 468721 Analytical Batch: 469140 Sulfur Cleanup: (Y/N) N Instrument ID: GCS19B
 CONCENTRATION UNITS: ug/L Lab File ID: 2111110/sv19b070

CAS NO.	COMPOUND	RESULT	Q	MDL	LOD	LOQ
GCSV-02-22	C11-C22 Aromatics	201		42.5	42.5	101
GCSV-02-24	C19-C36 Aliphatic Hydrocarbons	445		31.6	60.6	101
GCSV-02-23	C9-C18 Aliphatic Hydrocarbons	55.1	J	22.0	22.0	101

GCAL, Inc.

Data file : /var/chem/gcsv19b.i/2111110.b/sv19b070.d
 Lab Smp Id: 21110312410 Client Smp ID: 1
 Inj Date : 10-NOV-2011 21:40
 Operator : smh Inst ID: gcsv19b.i
 Smp Info : 21110312410*1
 Misc Info :
 Comment :
 Method : /var/chem/gcsv19b.i/2111110.b/AROEPHmass.m
 Meth Date : 11-Nov-2011 15:43 dlb Quant Type: ESTD
 Cal Date : 03-NOV-2011 13:18 Cal File: sv19b053s.d
 Als bottle: 70 QC Sample: MSD
 Dil Factor: 1.00000
 Integrator: HP Genie Compound Sublist: all.sub
 Target Version: 3.50
 Processing Host: org.gcal.com

Concentration Formula: Amt * DF * Uf * Vt/(Vo * Vi) * CpndVariable

Name	Value	Description
DF	1.00000	Dilution Factor
Vo	990.00000	Volume of sample extracted (mL)
Vt	2000.00000	Volume of final extract (uL)
Vi	1.00000	Volume injected (uL)
Uf	1.00000	Correction factor

Cpnd Variable

Local Compound Variable

Compounds	RT	EXP RT	DLT RT	RESPONSE	CONCENTRATIONS	
					ON-COLUMN (UG/ML)	FINAL (ug/L)
1 Naphthalene	7.870	7.880	-0.010	48392188	17.0266	34.4
\$ 3 2-Fluorobiphenyl	8.447	8.454	-0.007	53249473	21.6683	43.8
\$ 5 2-Bromonaphthalene	8.831	8.838	-0.007	27491400	17.5241	35.4
6 Acenaphthene	8.849	8.858	-0.009	65323338	22.4467	45.3
9 Anthracene	9.677	9.688	-0.011	54859787	20.6706	41.8
\$ 10 O-Terphenyl	9.810	9.822	-0.012	53102272	18.0081	36.4
\$ 11 Chloro-octadecane	10.149	10.158	-0.009	22265215	8.12747	16.4
13 Pyrene	10.451	10.467	-0.016	56593371	19.8192	40.0
15 Chrysene	11.217	11.250	-0.033	53518004	19.4740	39.3 (M1)
M 22 Arom C11-C22				278686688	99.4371	201
M 113 Total Surrogate Area				156108360		(a)

QC Flag Legend

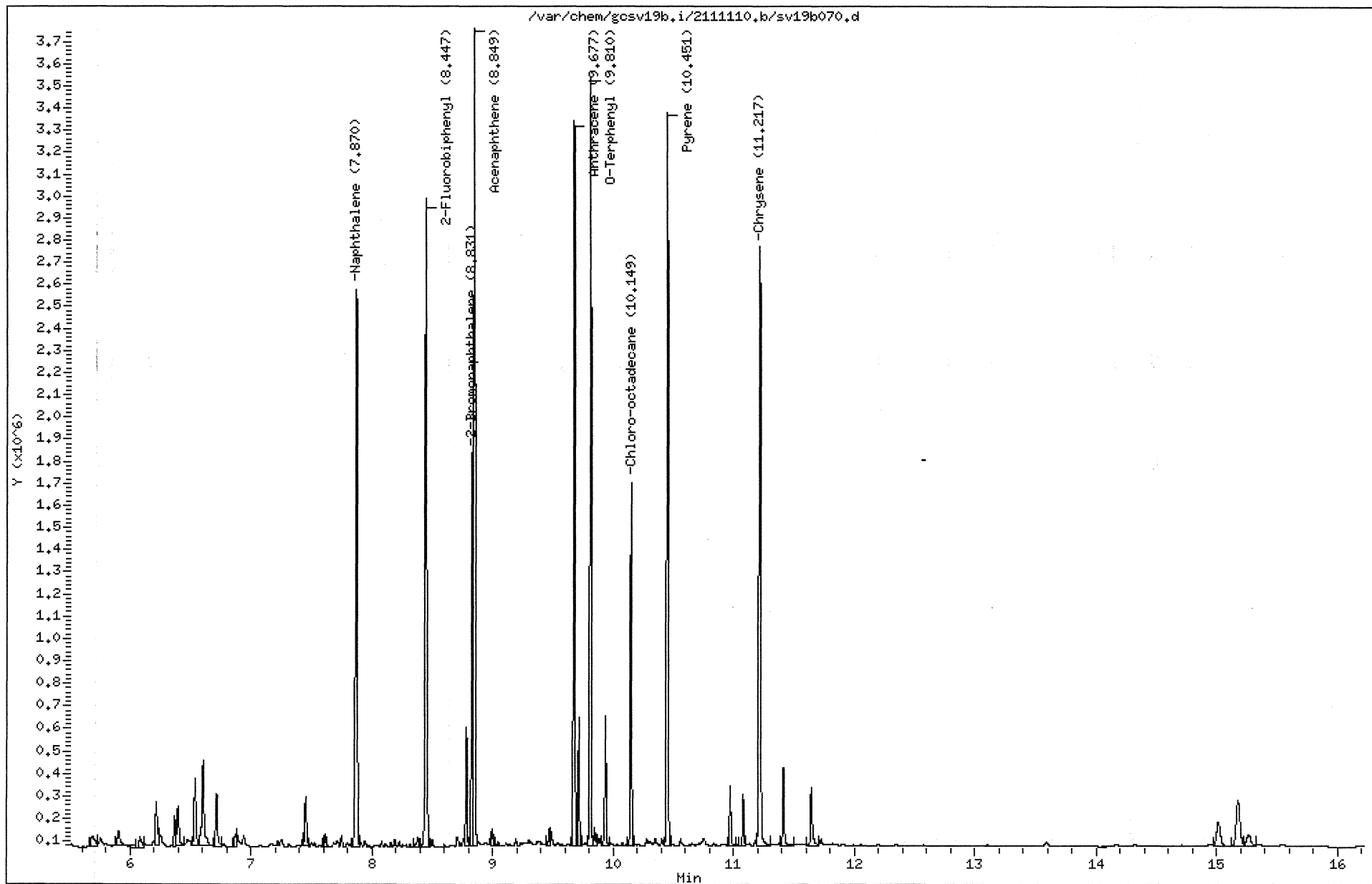
- a - Target compound detected but, quantitated amount
Below Limit Of Quantitation (BLOQ).
- M1- Compound response manually integrated because
Target system did not integrate.

Data File: /var/chem/gcsv19b,i/2111110,b/sv19b070,d
Date : 10-NOV-2011 21:40
Client ID: 1
Sample Info: 21110312410x1
Volume Injected (uL): 1.0
Column phase: DB-5MS-30M

Instrument: gcsv19b,i

Operator: smh

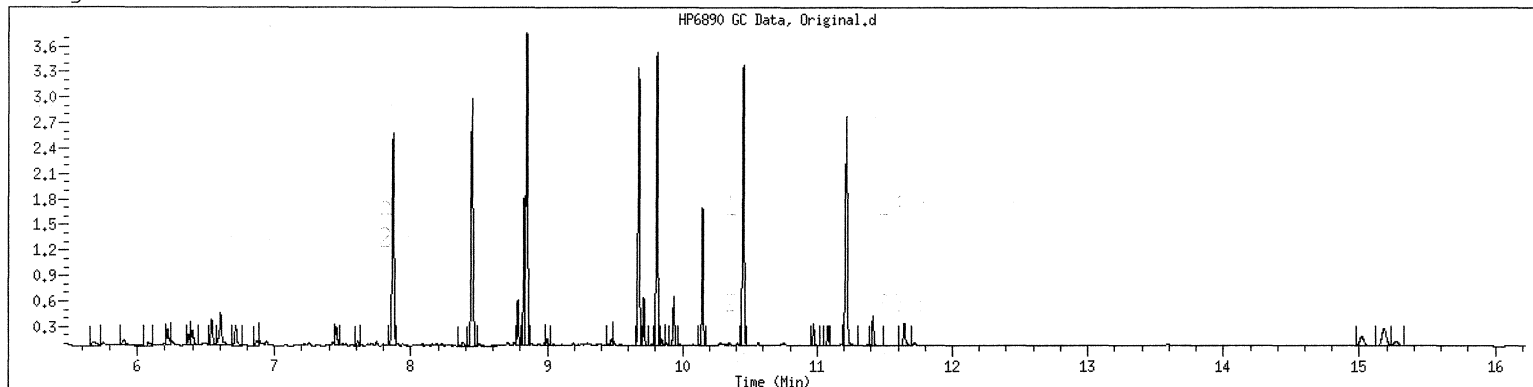
Column diameter: 0,25



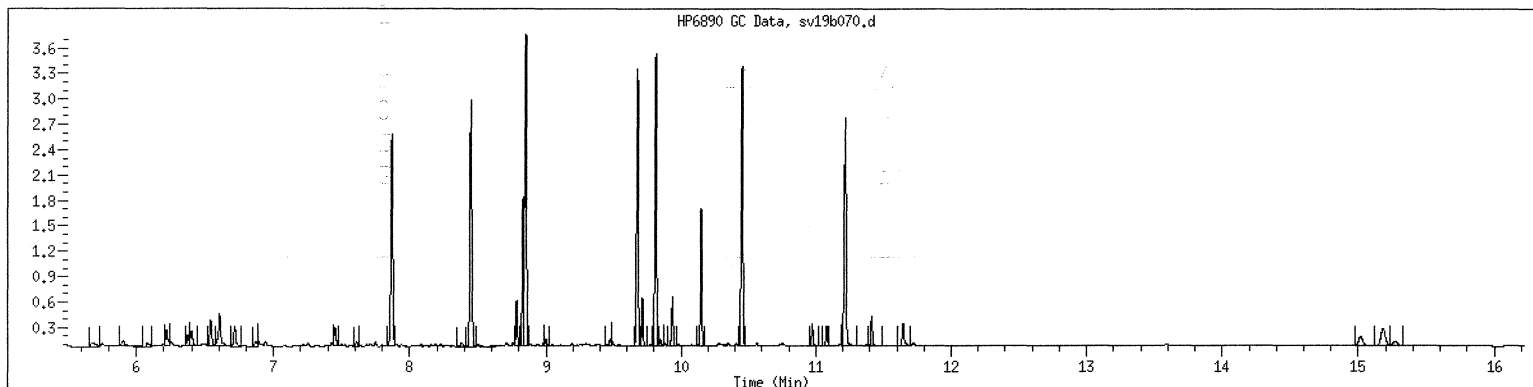
MANUAL INTEGRATION GRAPHIC REPORT

Lab ID : 21110312410 SampleType : MSD
Injection Date: 11/10/2011 21:40 Instrument : gcsv19b.i
Operator : smh
Sample Info : 21110312410*1
Misc Info :
Method : /var/chem/gcsv19b.i/2111110.b/AROEPMass.m
Dilution : 1.00
Matrix : WATER
Integrator : HP Genie Compound Sublist: all

Original



Final



GCAL, Inc.

Data file : /var/chem/gcsv19b.i/2111110.b/sv19b071.d
 Lab Smp Id: 21110312410 Client Smp ID: 1
 Inj Date : 10-NOV-2011 22:04
 Operator : smh Inst ID: gcsv19b.i
 Smp Info : 21110312410*1
 Misc Info :
 Comment :
 Method : /var/chem/gcsv19b.i/2111110.b/ALPHEPHmass.m
 Meth Date : 11-Nov-2011 15:05 dlb Quant Type: ESTD
 Cal Date : 03-NOV-2011 14:30 Cal File: sv19b056.d
 Als bottle: 71 QC Sample: MSD
 Dil Factor: 1.00000
 Integrator: HP Genie Compound Sublist: ALmasseph.sub
 Target Version: 3.50

Concentration Formula: Amt * DF * Uf * Vt/(Vo * Vi) * CpndVariable

Name	Value	Description
DF	1.00000	Dilution Factor
Vo	990.00000	Volume of sample extracted (mL)
Vt	2000.00000	Volume of final extract (uL)
Vi	1.00000	Volume injected (uL)
Uf	1.00000	Correction factor

Cpnd Variable

Local Compound Variable

Compounds	CONCENTRATIONS						
	RT	EXP RT	DLT RT	RESPONSE	ON-COLUMN (UG/ML)	FINAL (ug/L)	
10 C-18	8.460	9.503	-1.043	82411281	27.2769	55.1 (M1H)	
M 11 Alip C9-C18				82411281	27.2769	55.1	
114 C-36	9.720	15.140	-5.420	704269550	240.724	486 (AM1H)	
M 24 Alip C19-C36				704269550	240.724	486	

QC Flag Legend

- A - Target compound detected but, quantitated amount exceeded maximum amount.
- M1- Compound response manually integrated because Target system did not integrate.
- H - Operator selected an alternate compound hit.

GCAL, Inc.

Data file : /var/chem/gcsv19b.i/2111110.b/sv19b071s.d
 Lab Smp Id: 21110312410 Client Smp ID: 1
 Inj Date : 10-NOV-2011 22:04
 Operator : smh Inst ID: gcsv19b.i
 Smp Info : 21110312410*1
 Misc Info :
 Comment :
 Method : /var/chem/gcsv19b.i/2111110.b/ALPHEPHmass.m
 Meth Date : 11-Nov-2011 15:05 dlb Quant Type: ESTD
 Cal Date : 03-NOV-2011 14:30 Cal File: sv19b056.d
 Als bottle: 71 QC Sample: MSD
 Dil Factor: 1.00000
 Integrator: HP Genie Compound Sublist: Chloro.sub
 Target Version: 3.50

Concentration Formula: Amt * DF * Uf * Vt / (Vo * Vi) * CpndVariable

Name	Value	Description
DF	1.00000	Dilution Factor
Vo	990.00000	Volume of sample extracted (mL)
Vt	2000.00000	Volume of final extract (uL)
Vi	1.00000	Volume injected (uL)
Uf	1.00000	Correction factor

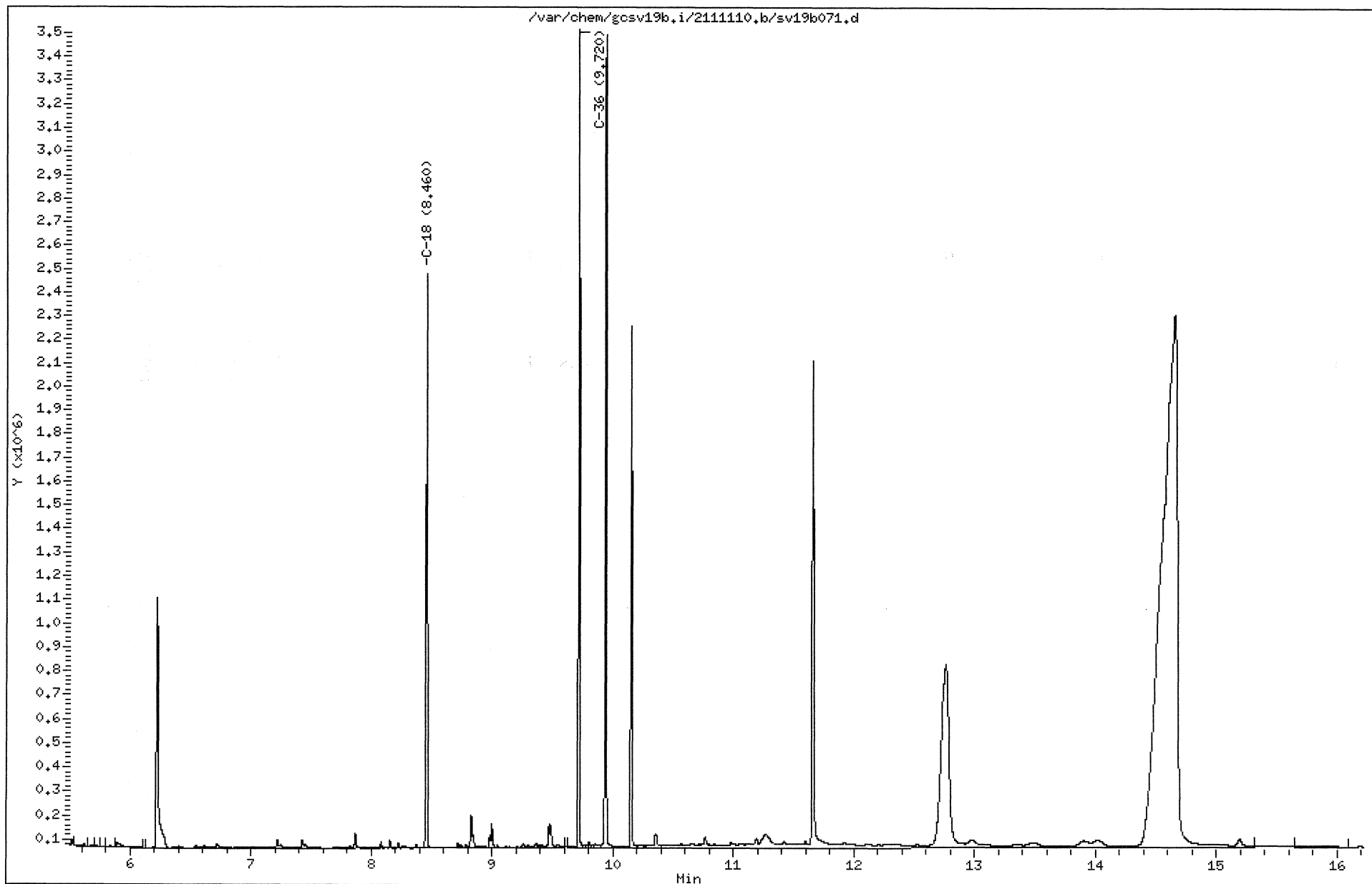
Cpnd Variable

Local Compound Variable

Compounds	RT	EXP RT	DLT RT	RESPONSE	CONCENTRATIONS	
					ON-COLUMN (UG/ML)	FINAL (ug/L)
\$ 15 Chlorooctadecane	10.154	10.215	-0.061	30232036	11.0353	22.3

Data File: /var/chem/gcsv19b,i/2111110,b/sv19b071,d
Date : 10-NOV-2011 22:04
Client ID: 1
Sample Info: 21110312410*1
Volume Injected (uL): 1.0
Column phase: DB-5MS-30M

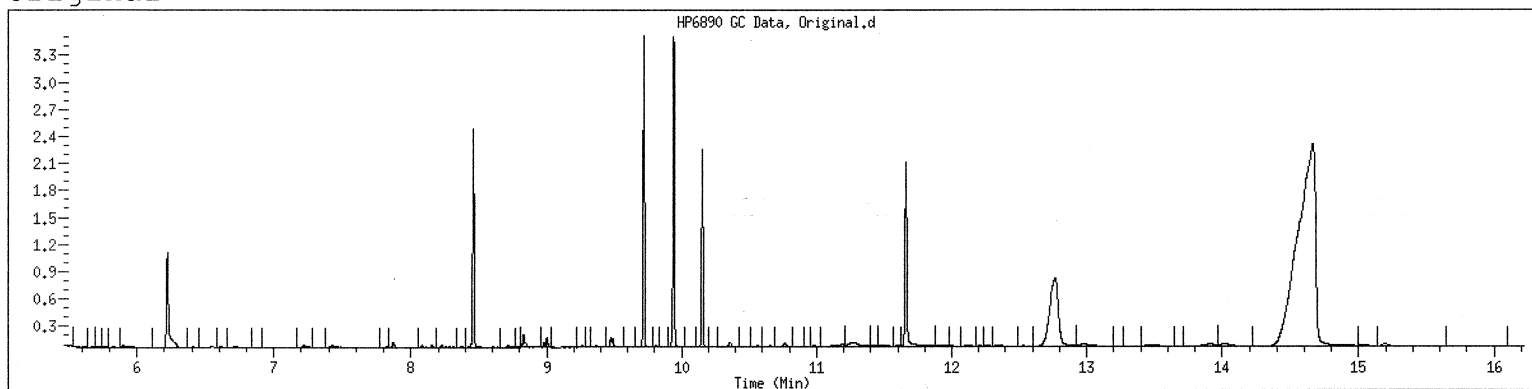
Instrument: gcsv19b,i
Operator: smh
Column diameter: 0,25



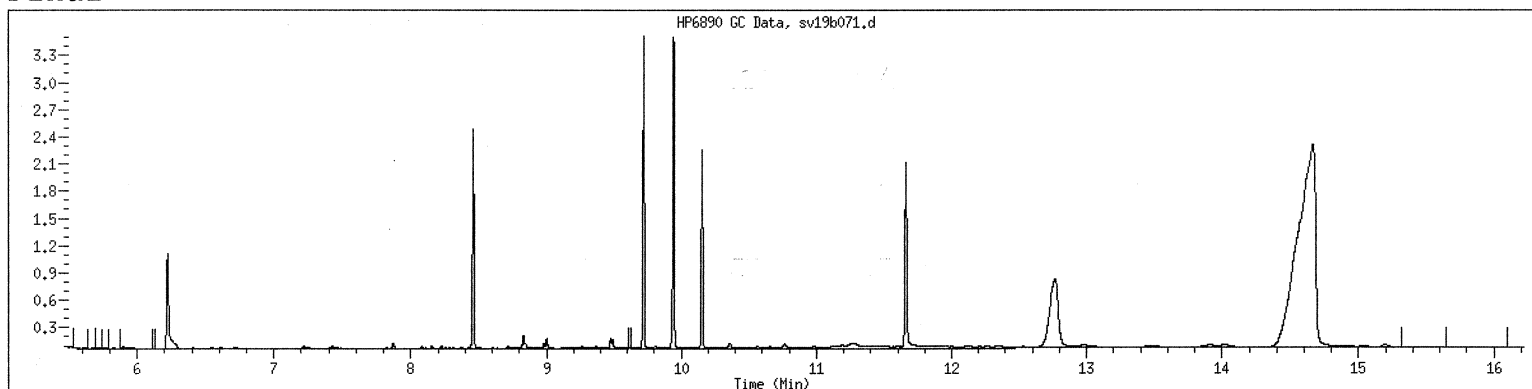
MANUAL INTEGRATION GRAPHIC REPORT

Lab ID : 21110312410 SampleType : MSD
Injection Date: 11/10/2011 22:04 Instrument : gcsv19b.i
Operator : smh
Sample Info : 21110312410*1
Misc Info :
Method : /var/chem/gcsv19b.i/2111110.b/ALPHEPHmass.m
Dilution : 1.00
Matrix : WATER
Integrator : HP Genie Compound Sublist: ALmasseph

Original



Final



✓ BT

FRACTIONATION SAMPLE PREPARATION FORM

EXTRACTION DATE/TIME: 11/2/11		Start: 0800	End: 11/3/11	BATCH NO: 468306	EPH				
MATRIX:		WATER <input checked="" type="checkbox"/>	SOIL <input type="checkbox"/>	OTHER <input type="checkbox"/>	LEVEL:	LOW <input checked="" type="checkbox"/>	MEDIUM <input type="checkbox"/>		
CLIENT	CLIENT ID	GCAL ID	INITIAL VOL/WT mL g	FINAL VOLUME (mL)	Init pH	ALIP	AROM	SAMPLE TYPE	METHOD
1	QC ACCOUNT MB for HBN 468306 [EXTO/30070]	1002043	1000	20	7	10.0	15.0	MB	SHAKER
2	QC ACCOUNT LCS for HBN 468306 [EXTO/30070]	1002044	1000	20	7	10.0	15.0	LCS	NA
3	QC ACCOUNT LCSD for HBN 468306 [EXTO/3007]	1002045	1000	20	7	10.0	15.0	LCSD	SEPARATORY FUNNEL/3510
4	0080 UST 1011 - EPH PE	21110202113	990	20	7.2	10.0	15.0	SAMPLE	8
5	9000 ES046	21110312401	1000	2.0	7.2	10.0	15.0	SAMPLE	SOXHLET/3540
6	9000 ES047	21110312402	990	2.0	7.2	10.0	15.0	SAMPLE	NA
7	9000 ES047 MS	21110312403	980	2.0	7.2	10.0	15.0	MS	
8	9000 ES047 MSD	21110312404	980	2.0	7.2	10.0	15.0	MSD	
9	9000 ES049	21110312405	960	2.0	7.2	10.0	15.0	SAMPLE	
10	9000 ES050	21110312406	990	2.0	7.2	10.0	15.0	SAMPLE	
11	9000 ES051	21110312407	970	2.0	7.2	10.0	15.0	SAMPLE	
12	9000 ES053	21110312408	980	2.0	7.2	10.0	15.0	SAMPLE	
13	9000 ES053 MS	21110312409	990	2.0	7.2	10.0	15.0	MS	
14	9000 ES053 MSD	21110312410	980	2.0	7.2	10.0	15.0	MSD	
15	9000 ES055	21110312411	990	2.0	7.2	10.0	15.0	SAMPLE	
16	9000 ES056	21110312412	990	2.0	7.2	10.0	15.0	SAMPLE	
17									
18									
19									
20									
21									
22									
23									MeGL2 Lot
24									No: 114853
25									HEXANE Lot
26									No: 100351
27									PENTANE Lot
28									No: NA

COMMENTS: SAMPLE PREPARATION INCLUDE DETERMINATION OF SAMPLE VOLUME/WEIGHT, SOLVENT EXTRACTION AND EVAPORATION OF SOLVENT TO FINAL VOLUME

BALANCE ID: NA TEMP: 101

SURROGATE ID	<u>507-29-5</u>	SPIKE ID	<u>507-29-4</u>	<u>Fraction</u>	<u>507-29-2</u>	TECHNICIAN	DATE
VOLUME	<u>1.0 ml</u>	VOLUME	<u>1.0 ml</u>		<u>1.0 ml</u>	<u>Erica Begun</u>	<u>11/2/11</u>
CONCENTRATION	<u>1000 ug/ml</u>	CONCENTRATION	<u>500 ug/ml</u>		<u>400 ug/ml</u>	<u>MCD</u>	<u>11/2</u>
SPIKE WITNESS	<u>BT</u>					<u>[Signature]</u>	<u>11/3/11</u>

Revision 3, 10/04/2010

FRACTIONATION SAMPLE PREPARATION FORM

62

EXTRACTION DATE/TIME: <i>11/8/11</i>		Start: <i>1100</i>	End: <i>1140</i>	BATCH NO: <i>468721</i>	<i>EPH</i>					
MATRIX:		WATER <input checked="" type="checkbox"/>	SOIL <input type="checkbox"/>	OTHER <input type="checkbox"/>	LEVEL:	LOW <input checked="" type="checkbox"/>	MEDIUM <input type="checkbox"/>			
CLIENT	CLIENT ID	GCAL ID	INITIAL VOL/WT mL g	FINAL VOLUME (mL)	Init pH	ALIP	AROM	SAMPLE TYPE	METHOD	
1	QC ACCOUNT	MB for HBN 468721 [EXTO/30116]	1004104	1000	2.0	7	10.0	16.0	MB	SHAKER
2	QC ACCOUNT	LCS for HBN 468721 [EXTO/30116]	1004105	1000	2.0	7	10.0	15.0	LCS	<i>NA</i>
3	QC ACCOUNT	LCSD for HBN 468721 [EXTO/30111]	1004106	1000	2.0	7	10.0	15.0	LCSD	SEPARATORY FUNNEL/3510
4	9000	ES050 <i>Repro</i>	21110312406	<i>990</i>	2.0	<i>8.2</i>	10.0	15.0	SAMPLE	<input checked="" type="checkbox"/>
5	9000	ES053	21110312408	<i>990</i>	2.0	<i>8.2</i>	10.0	15.0	SAMPLE	SOXHLET/3540
6	9000	ES053 MS	21110312409	<i>990</i>	2.0	<i>8.2</i>	10.0	15.0	MS	<i>NA</i>
7	9000	ES053 MSD	21110312410	<i>990</i>	2.0	<i>8.2</i>	10.0	15.0	MSD	
8	9000	ES057	21111042101	<i>990</i>	2.0	<i>8.2</i>	10.0	15.0	SAMPLE	
9	0080	4Q - GCSV Water LOD	21111031701	<i>1000</i>	2.0	7	10.0	15.0	SAMPLE	
10	0080	4Q - GCSV Water LOQ	21111031702	<i>1000</i>	2.0	7	10.0	15.0	SAMPLE	
11										
12										
13										
14										
15										
16										
17										
18										
19										
20										
21										
22										
23										MeCL2 Lot
24										<i>114165</i>
25										HEXANE Lot
26										No:
27										PENTANE Lot
28										No:

COMMENTS: SAMPLE PREPARATION INCLUDE DETERMINATION OF SAMPLE VOLUME/WEIGHT, SOLVENT EXTRACTION AND EVAPORATION OF SOLVENT TO FINAL VOLUME

BALANCE ID: *NR* TEMP: *101*

SURROGATE ID	<i>507-31-1</i>	SPIKE ID	<i>507-29-4</i>	<i>Fraction 5m</i>	<i>507-31-2</i>	TECHNICIAN	DATE
VOLUME	<i>1.0ml</i>	VOLUME	<i>1.0ml</i>		<i>1.0 ml</i>	<i>Stine</i>	<i>11-8-11</i>
CONCENTRATION	<i>40ug/ml</i>	CONCENTRATION	<i>50 ug/ml</i>		<i>400 ug/ml</i>		<i>11-8-11</i>
						SUPERVISOR	DATE
SPIKE WITNESS						<i>[Signature]</i>	<i>11/9/11</i>

Revision 3, 10/04/2010

LOD = 200ul spike
LOQ = 400ul spike

LABORATORY CHRONICLE: GCSV DEPARTMENT

Date: 11/03/2011

Instrument: gcsv19b.i

Method File: /var/chem/gcsv19b.i/2111102.b/AROEPHmass.m

Batch: /var/chem/gcsv19b.i/2111102.b

Column-Detector: DB-5MS-30M

Sample ID	Standard ID	DataFile	Wgt/Vol	Injection Time	Dil	Anal	ALS	Comments
dcm lot #1118		sv19b051.d	1000.00 ml	02-NOV-2011 15:31	1.000	smh	51	all
1201		sv19b052.d	1000.00 ml	02-NOV-2011 15:55	1.000	smh	52	all
1201		sv19b0521a.d	1000.00 ml	02-NOV-2011 15:55	1.000	smh	52	all
1202		sv19b053.d	1000.00 ml	02-NOV-2011 16:19	1.000	smh	53	all
1202		sv19b0531a.d	1000.00 ml	02-NOV-2011 16:19	1.000	smh	53	all
1203		sv19b054.d	1000.00 ml	02-NOV-2011 16:42	1.000	smh	54	all
1203		sv19b0541a.d	1000.00 ml	02-NOV-2011 16:42	1.000	smh	54	all
1204		sv19b055.d	1000.00 ml	02-NOV-2011 17:07	1.000	smh	55	all
1204		sv19b0551a.d	1000.00 ml	02-NOV-2011 17:07	1.000	smh	55	all
1205		sv19b056.d	1000.00 ml	02-NOV-2011 17:30	1.000	smh	56	all
1205		sv19b0561a.d	1000.00 ml	02-NOV-2011 17:30	1.000	smh	56	all
1600		sv19b057.d	1.00 ml	02-NOV-2011 17:55	1.000	smh	57	all
1600		sv19b0571a.d	1.00 ml	02-NOV-2011 17:55	1.000	smh	57	all
1201		sv19b058.d	1000.00 ml	02-NOV-2011 18:19	1.000	smh	58	ALmasseph
1202		sv19b059.d	1000.00 ml	02-NOV-2011 18:42	1.000	smh	59	ALmasseph
1203		sv19b060.d	1000.00 ml	02-NOV-2011 19:06	1.000	smh	60	ALmasseph
1204		sv19b061.d	1000.00 ml	02-NOV-2011 19:31	1.000	smh	61	ALmasseph
1205		sv19b062.d	1000.00 ml	02-NOV-2011 19:54	1.000	smh	62	ALmasseph
1600		sv19b063.d	1000.00 ml	02-NOV-2011 20:18	1.000	smh	63	all-new

LABORATORY CHRONICLE: GCSV DEPARTMENT

Date: 11/04/2011
 Instrument: gcsv19b.i
 Method File: /var/chem/gcsv19b.i/2111103.b/ALPHEPHmass.m
 Batch: /var/chem/gcsv19b.i/2111103.b
 Column-Detector: DB-5MS-30M

Sample ID	Standard ID	DataFile	Wgt/Vol	Injection Time	Dil	Anal	ALS	Comments
dcm lot #1118		sv19b051.d	1000.00 ml	03-NOV-2011 11:07	1.000	smh	51	ALmasseph
1201		sv19b052.d	1000.00 ml	03-NOV-2011 12:55	1.000	smh	52	ALmasseph
1201		sv19b0521a.d	1000.00 ml	03-NOV-2011 12:55	1.000	smh	52	AlipLA
1201		sv19b052s.d	1000.00 ml	03-NOV-2011 12:55	1.000	smh	52	chloro
1202		sv19b053.d	1000.00 ml	03-NOV-2011 13:18	1.000	smh	53	ALmasseph
1202		sv19b0531a.d	1000.00 ml	03-NOV-2011 13:18	1.000	smh	53	AlipLA
1202		sv19b053s.d	1000.00 ml	03-NOV-2011 13:18	1.000	smh	53	chloro
1203		sv19b054.d	1000.00 ml	03-NOV-2011 13:42	1.000	smh	54	ALmasseph
1203		sv19b0541a.d	1000.00 ml	03-NOV-2011 13:42	1.000	smh	54	AlipLA
1203		sv19b054s.d	1000.00 ml	03-NOV-2011 13:42	1.000	smh	54	chloro
1204		sv19b055.d	1000.00 ml	03-NOV-2011 14:06	1.000	smh	55	ALmasseph
1204		sv19b0551a.d	1000.00 ml	03-NOV-2011 14:06	1.000	smh	55	AlipLA
1204		sv19b055s.d	1000.00 ml	03-NOV-2011 14:06	1.000	smh	55	chloro
1205		sv19b056.d	1000.00 ml	03-NOV-2011 14:30	1.000	smh	56	ALmasseph
1205		sv19b0561a.d	1000.00 ml	03-NOV-2011 14:30	1.000	smh	56	AlipLA
1205		sv19b056s.d	1000.00 ml	03-NOV-2011 14:30	1.000	smh	56	chloro
1600		sv19b057.d	1.00 ml	03-NOV-2011 14:54	1.000	smh	57	ALmasseph
1600		sv19b0571a.d	1.00 ml	03-NOV-2011 14:54	1.000	smh	57	ALmasseph

LABORATORY CHRONICLE: GCSV DEPARTMENT

Date: 11/08/2011
 Instrument: gcsv19b.i
 Method File: /var/chem/gcsv19b.i/2111104.b/AROEPHmass.m
 Batch: /var/chem/gcsv19b.i/2111104.b
 Column-Detector: DB-5MS-30M

Sample ID	Standard ID	DataFile	Wgt/Vol	Injection Time	Dil	Anal	ALS	Comments
dcm lot #1118		sv19b051.d	1000.00 ml	04-NOV-2011 08:24	1.000	smh	51	all
1400		sv19b052.d	1000.00 ml	04-NOV-2011 08:48	1.000	smh	52	all
1400		sv19b053.d	1000.00 ml	04-NOV-2011 09:12	1.000	smh	53	ALmasseph
1002043		sv19b054.d	1000.00 ml	04-NOV-2011 11:18	1.000	smh	54	all
1002043		sv19b055.d	1000.00 ml	04-NOV-2011 11:42	1.000	smh	55	ALmasseph
1002043		sv19b055s.d	1000.00 ml	04-NOV-2011 11:42	1.000	smh	55	Chloro
1002044		sv19b056.d	1000.00 ml	04-NOV-2011 12:06	1.000	smh	56	all
1002044		sv19b057.d	1000.00 ml	04-NOV-2011 12:30	1.000	smh	57	ALmasseph
1002045		sv19b058.d	1000.00 ml	04-NOV-2011 12:54	1.000	smh	58	all
1002045		sv19b059.d	1000.00 ml	04-NOV-2011 13:18	1.000	smh	59	ALmasseph
21110202113		sv19b060.d	990.00 ml	04-NOV-2011 13:43	1.000	smh	60	all
21110202113		sv19b061.d	990.00 ml	04-NOV-2011 14:07	1.000	smh	61	ALmasseph
21110312401		sv19b062.d	1000.00 ml	04-NOV-2011 14:31	1.000	smh	62	all
21110312401		sv19b062s.d	1000.00 ml	04-NOV-2011 14:31	1.000	smh	62	surr
21110312401		sv19b063.d	1000.00 ml	04-NOV-2011 14:56	1.000	smh	63	ALmasseph
21110312401		sv19b063s.d	1000.00 ml	04-NOV-2011 14:56	1.000	smh	63	Chloro
1400		sv19b064.d	1000.00 ml	04-NOV-2011 15:20	1.000	smh	64	all
1400		sv19b065.d	1000.00 ml	04-NOV-2011 15:45	1.000	smh	65	ALmasseph
21110312402		sv19b068.d	990.00 ml	04-NOV-2011 16:58	1.000	smh	68	all
21110312402		sv19b068s.d	990.00 ml	04-NOV-2011 16:58	1.000	smh	68	surr
21110312402		sv19b069.d	990.00 ml	04-NOV-2011 17:23	1.000	smh	69	ALmasseph
21110312402		sv19b069s.d	990.00 ml	04-NOV-2011 17:23	1.000	smh	69	Chloro
21110312403		sv19b070.d	980.00 ml	04-NOV-2011 17:47	1.000	smh	70	all
21110312403		sv19b070s.d	980.00 ml	04-NOV-2011 17:47	1.000	smh	70	all
21110312403		sv19b071.d	980.00 ml	04-NOV-2011 18:12	1.000	smh	71	ALmasseph
21110312403		sv19b071s.d	980.00 ml	04-NOV-2011 18:12	1.000	smh	71	ALmasseph
21110312404		sv19b072.d	980.00 ml	04-NOV-2011 18:36	1.000	smh	72	all
21110312404		sv19b072s.d	980.00 ml	04-NOV-2011 18:36	1.000	smh	72	all
21110312404		sv19b073.d	980.00 ml	04-NOV-2011 19:01	1.000	smh	73	ALmasseph
21110312404		sv19b073s.d	980.00 ml	04-NOV-2011 19:01	1.000	smh	73	ALmasseph
21110312405		sv19b074.d	960.00 ml	04-NOV-2011 19:25	1.000	smh	74	all
21110312405		sv19b075.d	960.00 ml	04-NOV-2011 19:49	1.000	smh	75	ALmasseph
21110312405		sv19b075s.d	960.00 ml	04-NOV-2011 19:49	1.000	smh	75	Chloro
21110312406		sv19b076.d	990.00 ml	04-NOV-2011 20:13	1.000	smh	76	all
21110312406		sv19b077.d	990.00 ml	04-NOV-2011 20:38	1.000	smh	77	ALmasseph
21110312406		sv19b077s.d	990.00 ml	04-NOV-2011 20:38	1.000	smh	77	Chloro

LABORATORY CHRONICLE: GCSV DEPARTMENT

Date: 11/08/2011
 Instrument: gcsv19b.i
 Method File: /var/chem/gcsv19b.i/2111104.b/AROEPHmass.m
 Batch: /var/chem/gcsv19b.i/2111104.b
 Column-Detector: DB-5MS-30M

Sample ID	Standard ID	DataFile	Wgt/Vol	Injection Time	Dil	Anal	ALS	Comments
1400		sv19b078.d	1000.00 ml	04-NOV-2011 21:02	1.000	smh	78	all
1400		sv19b079.d	1000.00 ml	04-NOV-2011 21:26	1.000	smh	79	ALmasseph
21110312407		sv19b082.d	970.00 ml	04-NOV-2011 22:38	1.000	smh	82	all
21110312407		sv19b083.d	970.00 ml	04-NOV-2011 23:02	1.000	smh	83	ALmasseph
21110312407		sv19b083s.d	970.00 ml	04-NOV-2011 23:02	1.000	smh	83	Chloro
21110312408		sv19b084.d	980.00 ml	04-NOV-2011 23:26	1.000	smh	84	all
21110312408		sv19b085.d	980.00 ml	04-NOV-2011 23:50	1.000	smh	85	ALmasseph
21110312408		sv19b085s.d	980.00 ml	04-NOV-2011 23:50	1.000	smh	85	Chloro
21110312409		sv19b086.d	990.00 ml	05-NOV-2011 00:14	1.000	smh	86	all
21110312409		sv19b087.d	990.00 ml	05-NOV-2011 00:38	1.000	smh	87	ALmasseph
21110312409		sv19b087s.d	990.00 ml	05-NOV-2011 00:38	1.000	smh	87	Chloro
21110312410		sv19b088.d	980.00 ml	05-NOV-2011 01:02	1.000	smh	88	all
21110312410		sv19b089.d	980.00 ml	05-NOV-2011 01:26	1.000	smh	89	ALmasseph
21110312410		sv19b089s.d	980.00 ml	05-NOV-2011 01:26	1.000	smh	89	Chloro
21110312411		sv19b090.d	990.00 ml	05-NOV-2011 01:50	1.000	smh	90	all
21110312411		sv19b091.d	990.00 ml	05-NOV-2011 02:14	1.000	smh	91	ALmasseph
21110312411		sv19b091s.d	990.00 ml	05-NOV-2011 02:14	1.000	smh	91	Chloro
1400		sv19b092.d	1000.00 ml	05-NOV-2011 02:38	1.000	smh	92	all
1400		sv19b093.d	1000.00 ml	05-NOV-2011 03:02	1.000	smh	93	ALmasseph
1400		sv19b094.d	1000.00 ml	05-NOV-2011 03:26	1.000	smh	92	all
1400		sv19b095.d	1000.00 ml	05-NOV-2011 03:49	1.000	smh	93	AlipLA
21110312412		sv19b096.d	990.00 ml	05-NOV-2011 04:13	1.000	smh	96	all
21110312412		sv19b097.d	990.00 ml	05-NOV-2011 04:37	1.000	smh	97	ALmasseph
21110312412		sv19b097s.d	990.00 ml	05-NOV-2011 04:37	1.000	smh	97	Chloro
1002322		sv19b098.d	1000.00 ml	05-NOV-2011 05:00	1.000	smh	98	all
1002322		sv19b099.d	1000.00 ml	05-NOV-2011 05:24	1.000	smh	99	AlipLA
1002322		sv19b099s.d	1000.00 ml	05-NOV-2011 05:24	1.000	smh	99	chloro
1002323		sv19b101.d	1000.00 ml	05-NOV-2011 05:48	1.000	smh	1	all
1002323		sv19b102.d	1000.00 ml	05-NOV-2011 06:11	1.000	smh	2	AlipLA
1002324		sv19b103.d	1000.00 ml	05-NOV-2011 06:35	1.000	smh	3	all
1002324		sv19b104.d	1000.00 ml	05-NOV-2011 06:58	1.000	smh	4	AlipLA
21110250603		sv19b105.d	960.00 ml	05-NOV-2011 07:22	1.000	smh	5	all
21110250603		sv19b105s.d	960.00 ml	05-NOV-2011 07:22	1.000	smh	5	surr
21110250603		sv19b106.d	960.00 ml	05-NOV-2011 07:45	1.000	smh	6	AlipLA
21110250603		sv19b106s.d	960.00 ml	05-NOV-2011 07:45	1.000	smh	6	Chloro
1400		sv19b107.d	1000.00 ml	05-NOV-2011 08:09	1.000	smh	7	all

LABORATORY CHRONICLE: GCSV DEPARTMENT

Date: 11/08/2011
 Instrument: gcsv19b.i
 Method File: /var/chem/gcsv19b.i/2111104.b/AROEPHmass.m
 Batch: /var/chem/gcsv19b.i/2111104.b
 Column-Detector: DB-5MS-30M

Sample ID	Standard ID	DataFile	Wgt/Vol	Injection Time	Dil	Anal	ALS	Comments
1400		sv19b108.d	1000.00 ml	05-NOV-2011 08:32	1.000	smh	8	AlipLA
21110250604		sv19b111.d	960.00 ml	05-NOV-2011 09:43	1.000	smh	11	all
21110250604		sv19b111s.d	960.00 ml	05-NOV-2011 09:43	1.000	smh	11	surr
21110250604		sv19b112.d	960.00 ml	05-NOV-2011 10:07	1.000	smh	12	AlipLA
21110250604		sv19b112s.d	960.00 ml	05-NOV-2011 10:07	1.000	smh	12	Chloro
1400		sv19b113.d	1000.00 ml	05-NOV-2011 10:31	1.000	smh	13	all
1400		sv19b114.d	1000.00 ml	05-NOV-2011 10:55	1.000	smh	14	AlipLA

LABORATORY CHRONICLE: GCSV DEPARTMENT

Date: 11/11/2011
 Instrument: gcsv19b.i
 Method File: /var/chem/gcsv19b.i/2111110.b/AROEPHmass.m
 Batch: /var/chem/gcsv19b.i/2111110.b
 Column-Detector: DB-5MS-30M

Sample ID	Standard ID	DataFile	Wgt/Vol	Injection Time	Dil	Anal	ALS	Comments
dcm lot #1118		sv19b051.d	1000.00 ml	10-NOV-2011 13:49	1.000	smh	51	all
1400		sv19b052.d	1000.00 ml	10-NOV-2011 14:13	1.000	smh	52	cal
1400		sv19b053.d	1000.00 ml	10-NOV-2011 14:37	1.000	smh	53	ALmasseph
1004104		sv19b054.d	1000.00 ml	10-NOV-2011 15:15	1.000	smh	54	all
1004104		sv19b055.d	1000.00 ml	10-NOV-2011 15:39	1.000	smh	55	ALmasseph
1004105		sv19b056.d	1000.00 ml	10-NOV-2011 16:03	1.000	smh	56	all
1004105		sv19b057.d	1000.00 ml	10-NOV-2011 16:27	1.000	smh	57	ALmasseph
1004106		sv19b058.d	1000.00 ml	10-NOV-2011 16:51	1.000	smh	58	all
1004106		sv19b059.d	1000.00 ml	10-NOV-2011 17:15	1.000	smh	59	ALmasseph
21110312406		sv19b060.d	990.00 ml	10-NOV-2011 17:40	1.000	smh	60	all
21110312406		sv19b061.d	990.00 ml	10-NOV-2011 18:04	1.000	smh	61	ALmasseph
21110312408		sv19b062.d	990.00 ml	10-NOV-2011 18:28	1.000	smh	62	all
21110312408		sv19b063.d	990.00 ml	10-NOV-2011 18:52	1.000	smh	63	ALmasseph
21110312408		sv19b063s.d	990.00 ml	10-NOV-2011 18:52	1.000	smh	63	Chloro
1400		sv19b064.d	1000.00 ml	10-NOV-2011 19:16	1.000	smh	64	cal
1400		sv19b065.d	1000.00 ml	10-NOV-2011 19:40	1.000	smh	65	ALmasseph
1400		sv19b066.d	1000.00 ml	10-NOV-2011 20:04	1.000	smh	64	cal
1400		sv19b067.d	1000.00 ml	10-NOV-2011 20:28	1.000	smh	65	ALmasseph
21110312409		sv19b068.d	990.00 ml	10-NOV-2011 20:52	1.000	smh	68	all
21110312409		sv19b069.d	990.00 ml	10-NOV-2011 21:16	1.000	smh	69	ALmasseph
21110312409		sv19b069s.d	990.00 ml	10-NOV-2011 21:16	1.000	smh	69	Chloro
21110312410		sv19b070.d	990.00 ml	10-NOV-2011 21:40	1.000	smh	70	all
21110312410		sv19b071.d	990.00 ml	10-NOV-2011 22:04	1.000	smh	71	ALmasseph
21110312410		sv19b071s.d	990.00 ml	10-NOV-2011 22:04	1.000	smh	71	Chloro
21111042101		sv19b072.d	990.00 ml	10-NOV-2011 22:29	1.000	smh	72	all
21111042101		sv19b073.d	990.00 ml	10-NOV-2011 22:53	1.000	smh	73	ALmasseph
21111031701		sv19b074.d	1000.00 ml	10-NOV-2011 23:17	1.000	smh	74	all
21111031701		sv19b075.d	1000.00 ml	10-NOV-2011 23:41	1.000	smh	75	ALmasseph
21111031702		sv19b076.d	1000.00 ml	11-NOV-2011 00:05	1.000	smh	76	all
21111031702		sv19b077.d	1000.00 ml	11-NOV-2011 00:29	1.000	smh	77	ALmasseph
1400		sv19b078.d	1000.00 ml	11-NOV-2011 00:54	1.000	smh	78	cal
1400		sv19b079.d	1000.00 ml	11-NOV-2011 01:18	1.000	smh	79	ALmasseph
1400		sv19b080.d	1000.00 ml	11-NOV-2011 01:42	1.000	smh	78	cal
1400		sv19b081.d	1000.00 ml	11-NOV-2011 02:07	1.000	smh	79	ALmasseph

2E
WATER ORGANIC SURROGATE RECOVERY

Lab Name: GCAL Contract: _____

Lab Code: LA024 Case No.: _____ SAS No.: _____ SDG No.: 211110258

GC Column (1): _____ ID: _____ (mm) GC Cloumn (2): _____ ID: _____ (mm)

Method: MASSVPH

EPA SAMPLE NO.	SMC1 1-(1)			SMC1 1-(2)			SMC2 2-(1)			SMC2 2-(2)			TOT OUT
	Lo	Hi	F	Lo	Hi	F	Lo	Hi	F	Lo	Hi	F	
1. ES053	104	70	130				100	70	130				0
2. ES053 MS	121	70	130				118	70	130				0
3. ES053 MSD	117	70	130				114	70	130				0
4. ES055	106	70	130				103	70	130				0
5. ES056	112	70	130				110	70	130				0
6. MB1003187	100	70	130				96	70	130				0
7. LCS1003188	104	70	130				98	70	130				0

SMC 1 : 2,5-Dibromotoluene (PID)

SMC 2 : 2,5-Dibromotoluene (FID)

Column to be used to flag recovery limits

* Value outside of contract required limits

D Surrogate diluted out

WATER ORGANICS LCS/LCSD RECOVERY

Lab Name: GCAL

Lab Code: LA024

Case No.:

SAS No.:

SDG No.: 211110258

Contract:

Method: MASSVPH

Prep Batch:

Analytical Batch: 468512

SAMPLE NO : 1003188

COMPOUND	UNITS	SPIKE ADDED	SAMPLE CONCENTRATION	LCS CONCENTRATION	LCS % REC	LCS % REC FLAG	QC. LIMITS
C5-C8 Aliphatic	ug/L	200	0	152	76		60 - 140
C9-C10 Aromatic	ug/L	50	0	54.4	109		60 - 140
C9-C12 Aliphatic	ug/L	100	0	105	105		60 - 140

RPD : 0 out of 0 outside limits

Spike Recovery: 0 out of 3 outside limits

3E
WATER ORGANICS MS/MSD RECOVERY

Lab Name: GCAL Sample ID: ES053
 Lab Code: LA024 Case No.: SAS No.: SDG No.: 211110258
 Contract: Method: MASSVPH
 Prep Batch: Analytical Batch: 468512

SAMPLE NO : 21110312409

COMPOUND	UNITS	SPIKE ADDED	SAMPLE CONCENTRATION	MS CONCENTRATION	MS % REC	MS % REC FLAG	QC. LIMITS
C5-C8 Aliphatic	ug/L	200	0	156	78		60 - 140
C9-C10 Aromatic	ug/L	50	0	61.2	122		60 - 140
C9-C12 Aliphatic	ug/L	100	0	112	112		60 - 140

SAMPLE NO : 21110312410

COMPOUND	UNITS	SPIKE ADDED	MSD CONC.	MSD % REC	REC FLAG	% RPD	RPD FLAG	QC. LIMITS REC	QC. LIMITS RPD
C5-C8 Aliphatic	ug/L	200	170	85		9		60 - 140	0 - 30
C9-C10 Aromatic	ug/L	50	61	122		.3		60 - 140	0 - 30
C9-C12 Aliphatic	ug/L	100	117	117		4		60 - 140	0 - 30

RPD : 0 out of 3 outside limits
 Spike Recovery: 0 out of 6 outside limits

ORGANIC METHOD BLANK SUMMARY

Lab Name: GCAL Sample ID: MB1003187
 Lab Code: LA024 Case No.: _____ Contract: _____
 Lab Sample ID: 1003187 SAS No.: _____ SDG No.: 211110258
 Matrix: Water Sulfur Cleanup: (Y/N) N Date Extracted: _____
 Date Analyzed (1): 11/07/11 Time (1): 1221 Date Analyzed (2): _____ Time (2): _____
 Instrument ID (1): GCV5B Instrument ID (2): _____
 GC Column (1): _____ ID: _____ (mm) GC Column (2): _____ ID: _____
 Method: MASSVPH Prep Batch: _____ Analytical Batch: 468512
 Lab File ID: 2111107/v5003

THIS METHOD BLANK APPLIES TO THE FOLLOWING SAMPLES

<i>SAMPLE NO.</i>	<i>LAB SAMPLE ID</i>	<i>DATE ANALYZED</i>	<i>TIME ANALYZED</i>	<i>INSTRUMENT ID</i>	
1.	LCS1003188	1003188	11/07/11	1151	GCV5B
2.	ES053	21110312408	11/07/11	2153	GCV5B
3.	ES055	21110312411	11/08/11	0021	GCV5B
4.	ES056	21110312412	11/08/11	0050	GCV5B
5.	ES053 MS	21110312409	11/08/11	1152	GCV5B
6.	ES053 MSD	21110312410	11/08/11	1222	GCV5B

1D
ORGANICS ANALYSIS DATA SHEET

Lab Name: GCAL Sample ID: ES053
 Lab Code: LA024 Case No.: _____ Contract: _____
 Matrix: Water SAS No.: _____ SDG No.: 211110258
 Sample wt/vol: 5 Units: mL Lab Sample ID: 21110312408
 Level: (low/med) _____ Date Collected: 10/26/11 Time: 1043
 % Moisture: _____ decanted: (Y/N) _____ Date Received: 10/29/11
 GC Column: _____ ID: _____ (mm) Date Extracted: _____
 Concentrated Extract Volume: 5000 (μ L) Date Analyzed: 11/07/11 Time: 2153
 Soil Aliquot Volume: _____ (μ L) Dilution Factor: 1 Analyst: JAR
 Injection Volume: 1 (μ L) Prep Method: _____
 GPC Cleanup: (Y/N) N pH: _____ Analytical Method: MASSVPH
 Prep Batch: _____ Analytical Batch: 468512 Sulfur Cleanup: (Y/N) N Instrument ID: GCV5B
 CONCENTRATION UNITS: ug/L Lab File ID: 2111107/v5016

CAS NO.	COMPOUND	RESULT	Q	MDL	LOD	LOQ
GCV-00-4	C5-C8 Aliphatic	15.0	U	3.31	15.0	30.0
GCV-00-6	C9-C10 Aromatic	5.00	U	1.24	5.00	10.0
GCV-00-5	C9-C12 Aliphatic	10.0	U	3.20	10.0	20.0

GCAL, Inc.

Data file : /var/chem/gcv5b.i/2111107.b/v5016.d
Lab Smp Id: 21110312408 Client Smp ID: 21110312408
Inj Date : 07-NOV-2011 21:53
Operator : JAR Inst ID: gcv5b.i
Smp Info : 21110312408
Misc Info :
Comment :
Method : /var/chem/gcv5b.i/2111107.b/PIDMVPH.n
Meth Date : 08-Nov-2011 13:39 jar Quant Type: ESTD
Cal Date : 05-NOV-2011 01:52 Cal File: v5011.d
Als bottle: 1
Dil Factor: 1.00000
Integrator: Falcon Compound Sublist: aromatic.sub
Target Version: 3.50
Processing Host: org.gcal.com

Concentration Formula: Amt * DF * Uf * Vt / (Vo * Vi) * CpndVariable

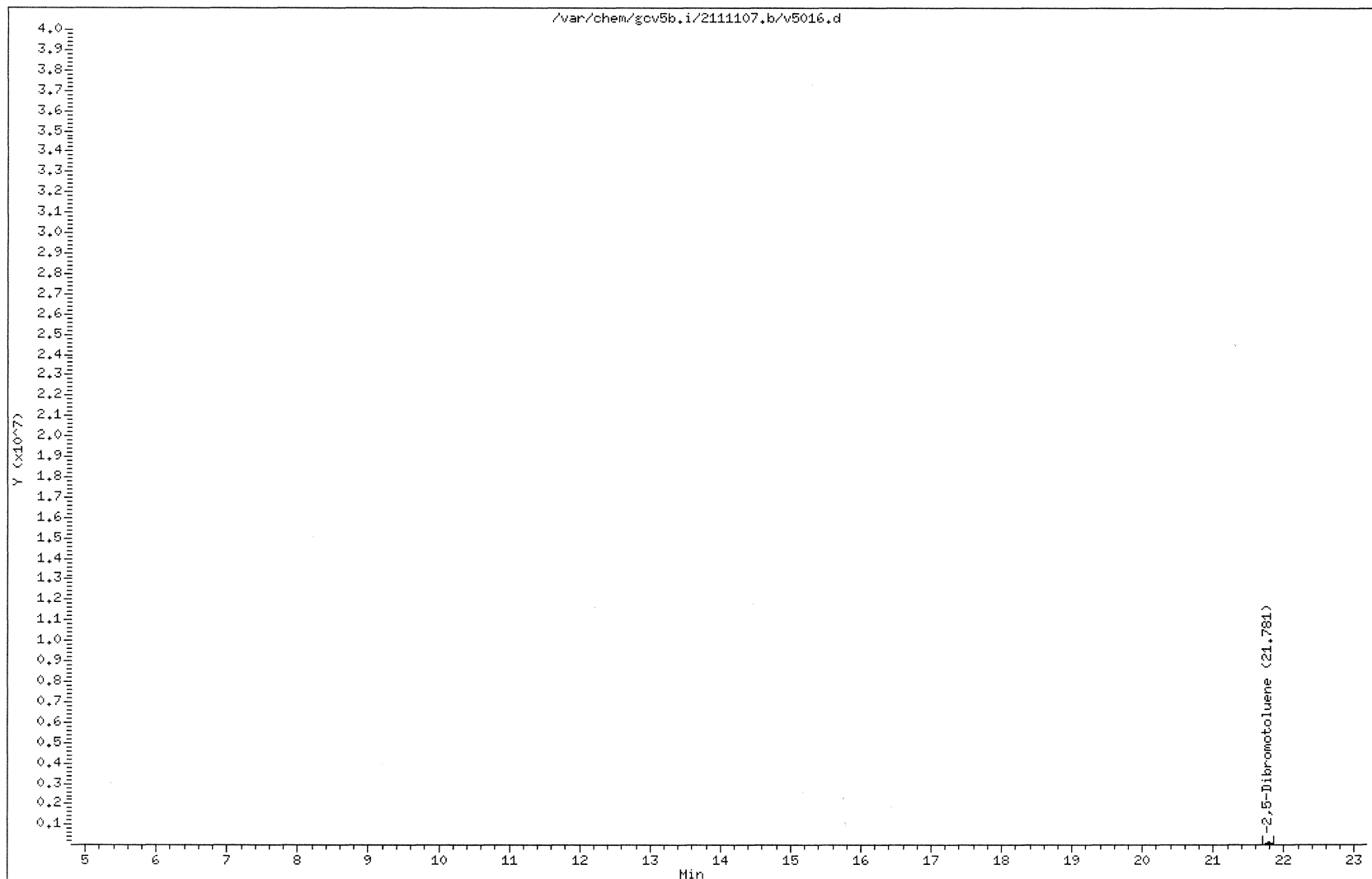
Name	Value	Description
DF	1.00000	Dilution Factor
Uf	1.00000	Correction factor
Vt	1.00000	Volume of final extract (mL)
Vo	1.00000	Volume of sample extracted (mL)
Vi	1.00000	Volume injected (uL)

Cpnd Variable Local Compound Variable

Compounds	RT	EXP RT	DLT RT	RESPONSE	CONCENTRATIONS	
					ON-COLUMN (ug/L)	FINAL (ug/L)
§ 10 2,5-Dibromotoluene	21.781	21.781	0.000	364277	52.0986	52.1

Data File: /var/chem/gcv5b.i/2111107.b/v5016.d
Date : 07-NOV-2011 21:53
Client ID: 21110312408
Sample Info: 21110312408
Volume Injected (uL): 1.0
Column phase: DB-624-30

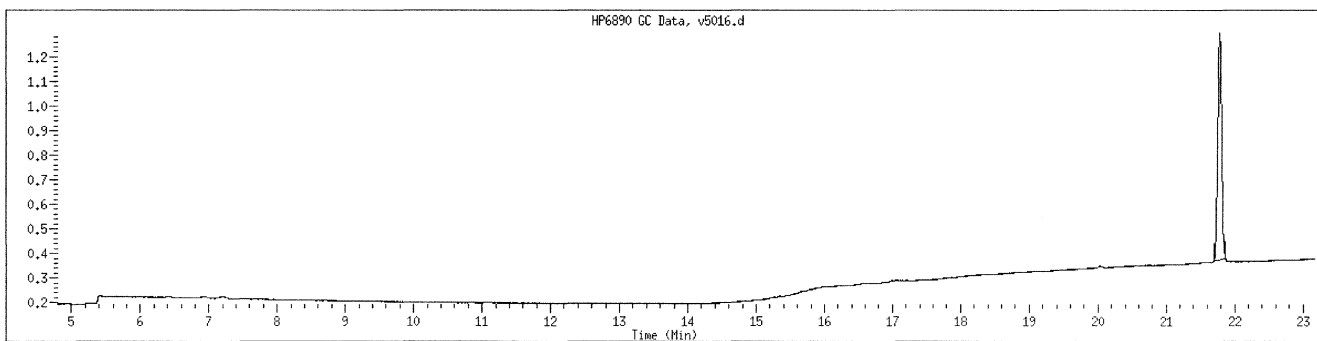
Instrument: gcv5b.i
Operator: JAR
Column diameter: 0.53



Report Date: 11/08/2011 13:41

MANUAL INTEGRATION GRAPHIC REPORT

Lab ID : 21110312408 SampleType : SAMPLE
Injection Date: 11/07/2011 21:53 Instrument : gcv5b.i
Operator : JAR
Sample Info : 21110312408
Misc Info :
Method : /var/chem/gcv5b.i/2111107.b/PIDMVPH.m
Dilution : 1.0
Matrix : WATER
Integrator : Falcon Compound Sublist: aromatic



NO MANUAL INTEGRATIONS

GCAL, Inc.

Data file : /var/chem/gcv5a.i/2111107.b/v5016.d
Lab Smp Id: 21110312408 Client Smp ID: 21110312408
Inj Date : 07-NOV-2011 21:53
Operator : JAR Inst ID: gcv5a.i
Smp Info : 21110312408
Misc Info :
Comment :
Method : /var/chem/gcv5a.i/2111107.b/FIDMVPH.m
Meth Date : 08-Nov-2011 10:11 jar Quant Type: ESTD
Cal Date : 05-NOV-2011 01:52 Cal File: v5011.d
Als bottle: 1
Dil Factor: 1.00000
Integrator: Falcon Compound Sublist: aliphatic1+surr.sub
Target Version: 3.50
Processing Host: org.gcal.com

Concentration Formula: $Amt * DF * Uf * Vt / (Vo * Vi) * CpndVariable$

Name	Value	Description
DF	1.00000	Dilution Factor
Uf	1.00000	Correction factor
Vt	1.00000	Volume of final extract (mL)
Vo	1.00000	Volume of sample extracted (mL)
Vi	1.00000	Volume injected (uL)

Cpnd Variable Local Compound Variable

Compounds	CONCENTRATIONS					
	RT	EXP RT	DLT RT	RESPONSE	ON-COLUMN (ug/L)	FINAL (ug/L)
§ 17 2,5-Dibromotoluene	21.293	21.301	-0.008	149123	49.8799	49.9

Data File: /chem/gcv5a.i/2111107.b/v5016.d

Date : 07-NOV-2011 21:53

Client ID: 21110312408

Instrument: gcv5a.i

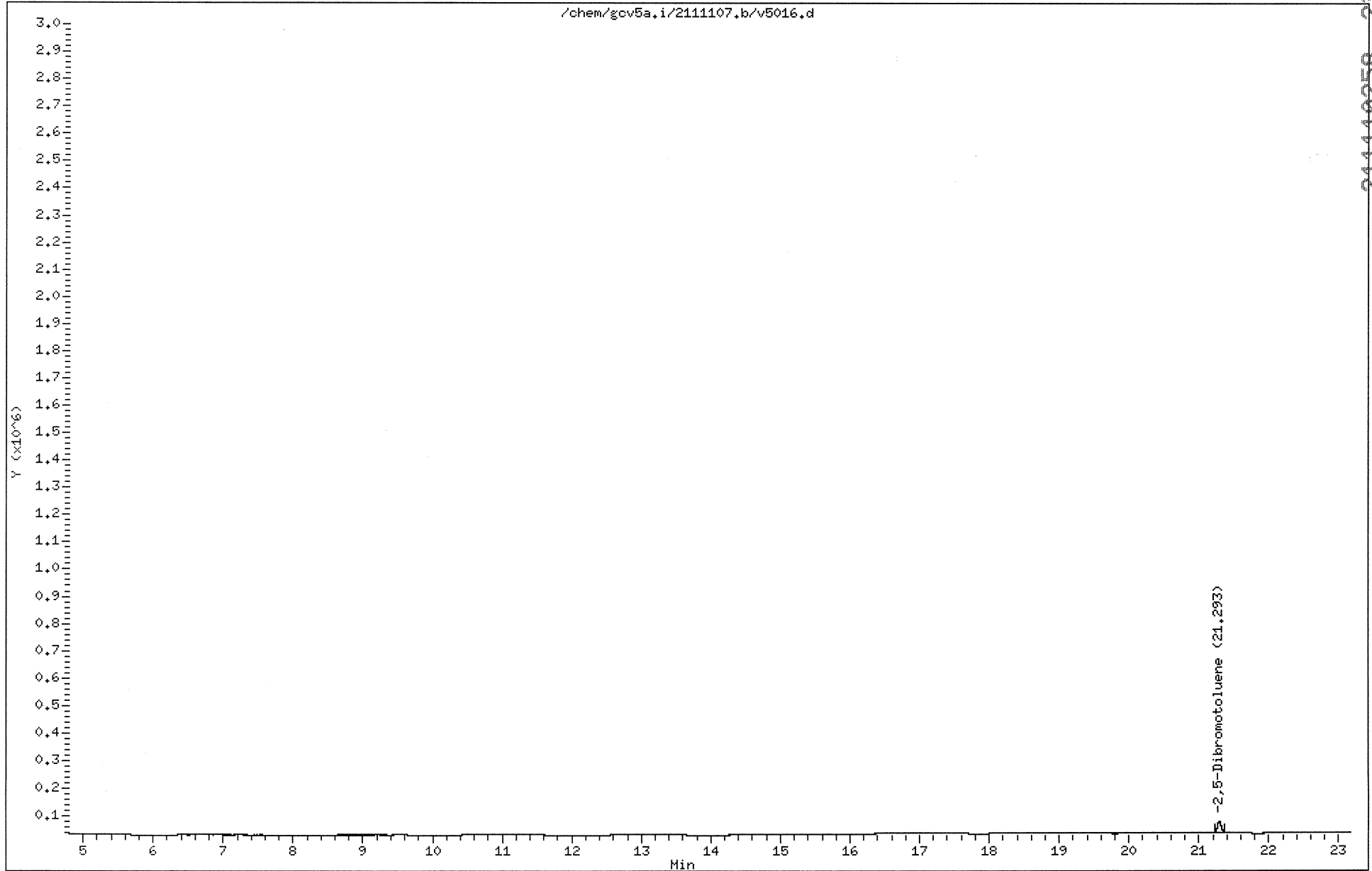
Sample Info: 21110312408

Volume Injected (uL): 1.0

Operator: JAR

Column phase: DB-624-30

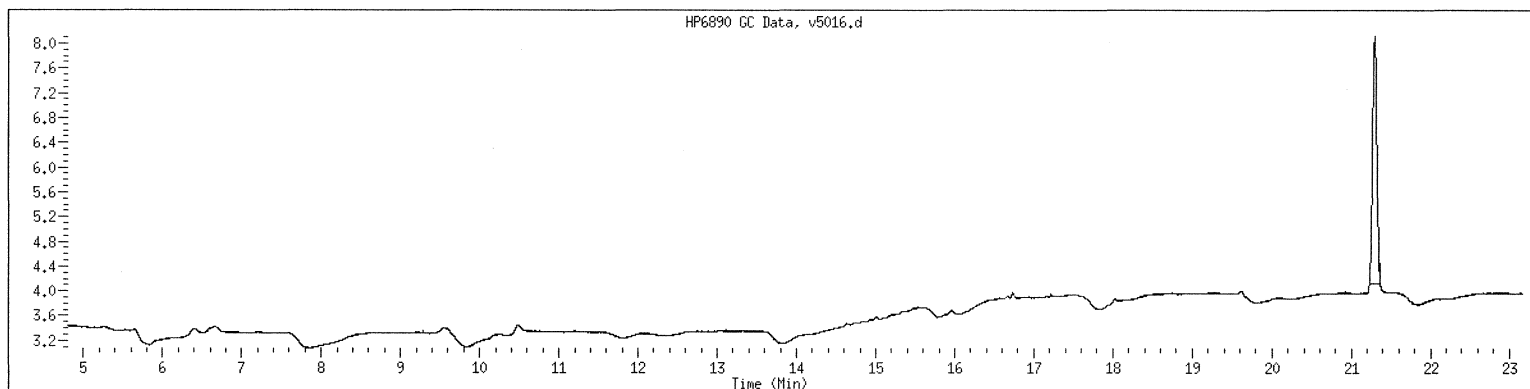
Column diameter: 0.53



211110250 239

MANUAL INTEGRATION GRAPHIC REPORT

Lab ID : 21110312408 SampleType : SAMPLE
Injection Date: 11/07/2011 21:53 Instrument : gcv5a.i
Operator : JAR
Sample Info : 21110312408
Misc Info :
Method : /var/chem/gcv5a.i/2111107.b/FIDMVPH.m
Dilution : 1.0
Matrix : WATER
Integrator : Falcon Compound Sublist: aliphatic1+surr



NO MANUAL INTEGRATIONS

1D
ORGANICS ANALYSIS DATA SHEET

Lab Name: GCAL Sample ID: ES055
 Lab Code: LA024 Case No.: _____ Contract: _____
 Matrix: Water SAS No.: _____ SDG No.: 211110258
 Sample wt/vol: 5 Units: mL Lab Sample ID: 21110312411
 Level: (low/med) _____ Date Collected: 10/26/11 Time: 1445
 % Moisture: _____ decanted: (Y/N) _____ Date Received: 10/29/11
 GC Column: _____ ID: _____ (mm) Date Extracted: _____
 Concentrated Extract Volume: 5000 (μ L) Date Analyzed: 11/08/11 Time: 0021
 Soil Aliquot Volume: _____ (μ L) Dilution Factor: 1 Analyst: JAR
 Injection Volume: 1 (μ L) Prep Method: _____
 GPC Cleanup: (Y/N) N pH: _____ Analytical Method: MASSVPH
 Prep Batch: _____ Analytical Batch: 468512 Sulfur Cleanup: (Y/N) N Instrument ID: GCV5B
 CONCENTRATION UNITS: ug/L Lab File ID: 2111107/v5023

CAS NO.	COMPOUND	RESULT	Q	MDL	LOD	LOQ
GCV-00-4	C5-C8 Aliphatic	15.0	U	3.31	15.0	30.0
GCV-00-6	C9-C10 Aromatic	5.00	U	1.24	5.00	10.0
GCV-00-5	C9-C12 Aliphatic	13.8	J	3.20	10.0	20.0

GCAL, Inc.

Data file : /var/chem/gcv5b.i/2111107.b/v5023.d
Lab Smp Id: 21110312411 Client Smp ID: 21110312411
Inj Date : 08-NOV-2011 00:21
Operator : JAR Inst ID: gcv5b.i
Smp Info : 21110312411
Misc Info :
Comment :
Method : /var/chem/gcv5b.i/2111107.b/PIDMVPH.m
Meth Date : 08-Nov-2011 13:39 jar Quant Type: ESTD
Cal Date : 05-NOV-2011 01:52 Cal File: v5011.d
Als bottle: 1
Dil Factor: 1.00000
Integrator: Falcon Compound Sublist: aromatic.sub
Target Version: 3.50
Processing Host: org.gcal.com

Concentration Formula: Amt * DF * Uf * Vt / (Vo * Vi) * CpndVariable

Name	Value	Description
DF	1.00000	Dilution Factor
Uf	1.00000	Correction factor
Vt	1.00000	Volume of final extract (mL)
Vo	1.00000	Volume of sample extracted (mL)
Vi	1.00000	Volume injected (uL)

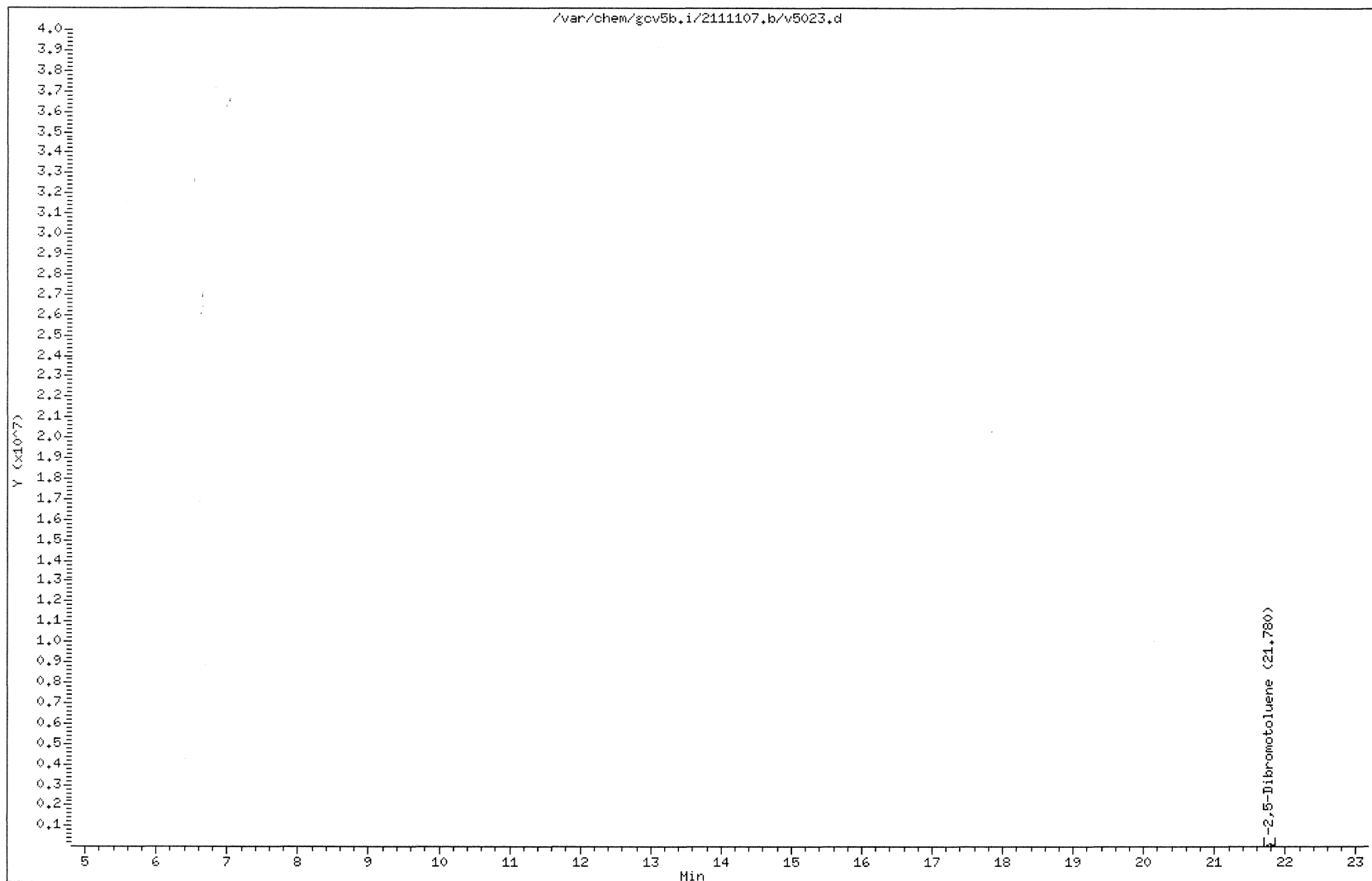
Cpnd Variable Local Compound Variable

Compounds					CONCENTRATIONS	
	RT	EXP RT	DLT RT	RESPONSE	ON-COLUMN (ug/L)	FINAL (ug/L)
=====	==	=====	=====	=====	=====	=====
\$ 10 2,5-Dibromotoluene	21.780	21.781	-0.001	371904	53.1894	53.2

Data File: /var/chem/gcv5b.i/2111107.b/v5023.d
Date : 08-NOV-2011 00:21
Client ID: 21110312411
Sample Info: 21110312411
Volume Injected (uL): 1.0
Column phase: DB-624-30

Page 1

Instrument: gcv5b.i
Operator: JAR
Column diameter: 0.53

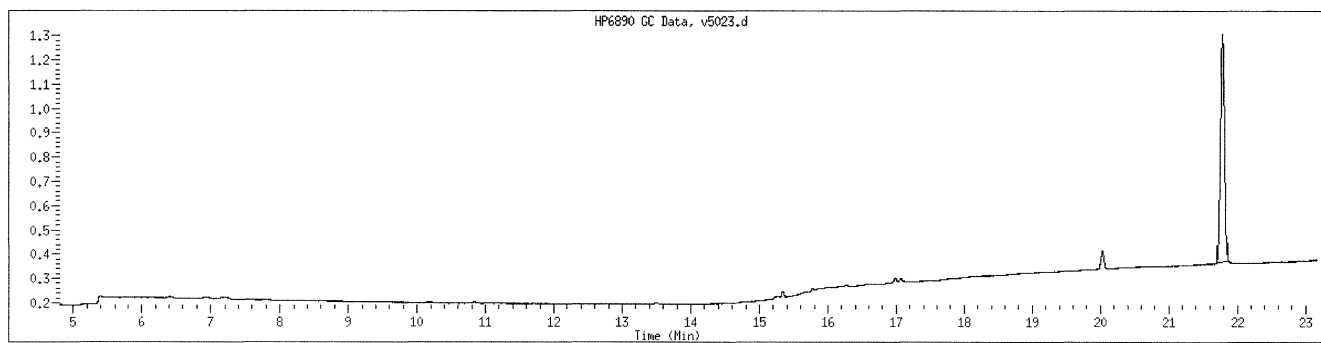


211110258 243

Report Date: 11/08/2011 13:41

MANUAL INTEGRATION GRAPHIC REPORT

Lab ID : 21110312411 SampleType : SAMPLE
Injection Date: 11/08/2011 00:21 Instrument : gcv5b.i
Operator : JAR
Sample Info : 21110312411
Misc Info :
Method : /var/chem/gcv5b.i/2111107.b/PIDMVPH.m
Dilution : 1.0
Matrix : WATER
Integrator : Falcon Compound Sublist: aromatic



NO MANUAL INTEGRATIONS

GCAL, Inc.

Data file : /var/chem/gcv5a.i/2111107.b/v5023.d
 Lab Smp Id: 21110312411 Client Smp ID: 21110312411
 Inj Date : 08-NOV-2011 00:21
 Operator : JAR Inst ID: gcv5a.i
 Smp Info : 21110312411
 Misc Info :
 Comment :
 Method : /var/chem/gcv5a.i/2111107.b/FIDMVPH.m
 Meth Date : 08-Nov-2011 10:11 jar Quant Type: ESTD
 Cal Date : 05-NOV-2011 01:52 Cal File: v5011.d
 Als bottle: 1
 Dil Factor: 1.00000
 Integrator: Falcon Compound Sublist: aliphatic1+surr.sub
 Target Version: 3.50
 Processing Host: org.gcal.com

Concentration Formula: Amt * DF * Uf * Vt / (Vo * Vi) * CpndVariable

Name	Value	Description
DF	1.00000	Dilution Factor
Uf	1.00000	Correction factor
Vt	1.00000	Volume of final extract (mL)
Vo	1.00000	Volume of sample extracted (mL)
Vi	1.00000	Volume injected (uL)

Cpnd Variable Local Compound Variable

Compounds	RT	EXP RT	DLT RT	RESPONSE	CONCENTRATIONS	
					ON-COLUMN (ug/L)	FINAL (ug/L)
13 n-Decane	15.466	15.963	-0.497	34576	6.22451	6.2 (M1)
15 n-Butylcyclohexane	16.741	16.746	-0.005	45393	7.61824	7.6 (M1)
M 5 C9-C12				79969	13.8428	13.8
\$ 17 2,5-Dibromotoluene	21.292	21.301	-0.009	154415	51.6498	51.6

QC Flag Legend

M1- Compound response manually integrated because
 Target system did not integrate.

Data File: /chem/gcv5a.i/2111107.b/v5023.d

Page 1

Date : 08-NOV-2011 00:21

Client ID: 21110312411

Instrument: gcv5a.i

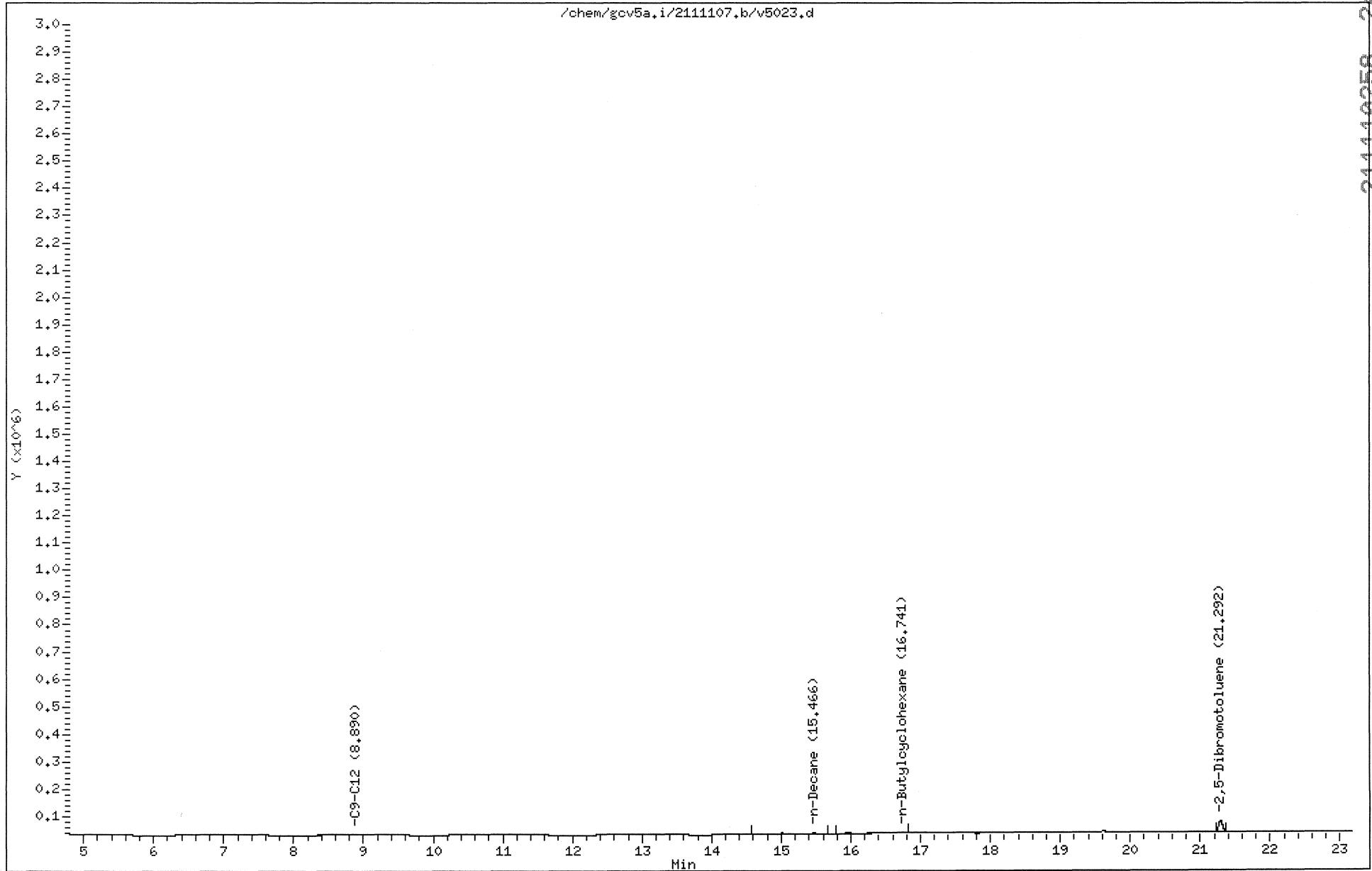
Sample Info: 21110312411

Volume Injected (uL): 1.0

Operator: JAR

Column phase: DB-624-30

Column diameter: 0.53

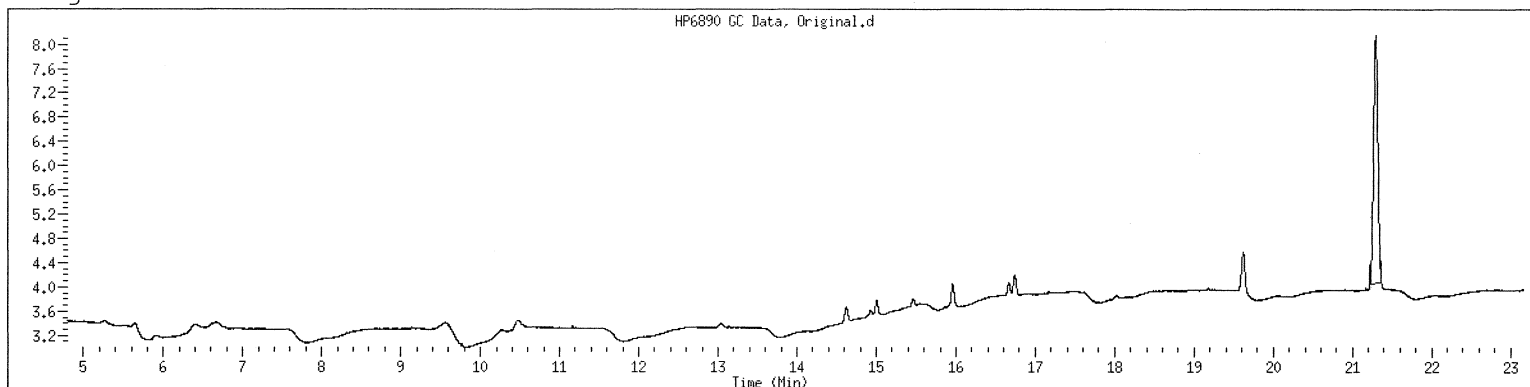


211110258 246

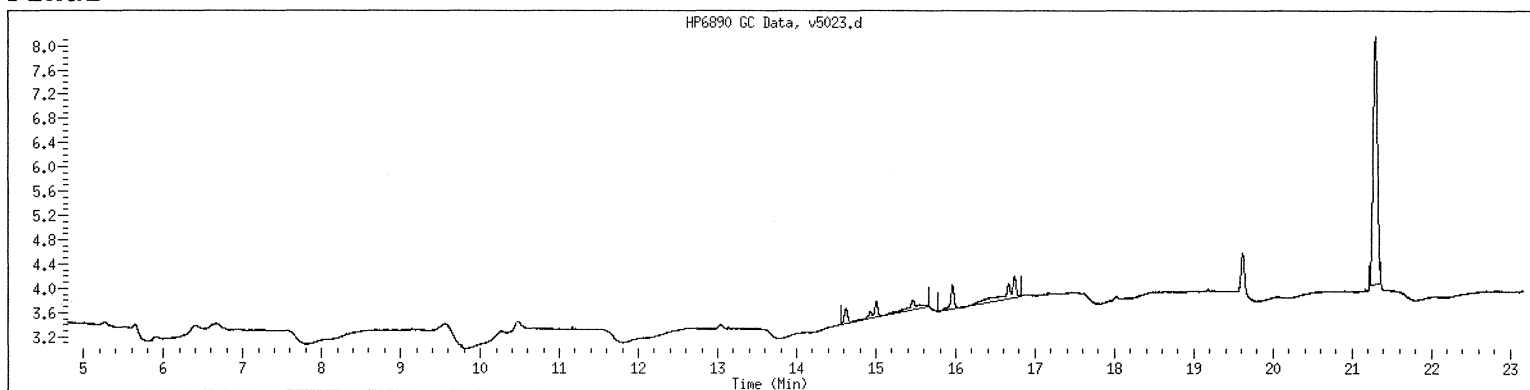
MANUAL INTEGRATION GRAPHIC REPORT

Lab ID : 21110312411 SampleType : SAMPLE
Injection Date: 11/08/2011 00:21 Instrument : gcv5a.i
Operator : JAR
Sample Info : 21110312411
Misc Info :
Method : /var/chem/gcv5a.i/2111107.b/FIDMVPH.m
Dilution : 1.0
Matrix : WATER
Integrator : Falcon Compound Sublist: aliphatic1+surr

Original



Final



1D
ORGANICS ANALYSIS DATA SHEET

Lab Name: GCAL Sample ID: ES056
 Lab Code: LA024 Case No.: _____ Contract: _____
 Matrix: Water SAS No.: _____ SDG No.: 211110258
 Sample wt/vol: 5 Units: mL Lab Sample ID: 21110312412
 Level: (low/med) _____ Date Collected: 10/26/11 Time: 1200
 % Moisture: _____ decanted: (Y/N) _____ Date Received: 10/29/11
 GC Column: _____ ID: _____ (mm) Date Extracted: _____
 Concentrated Extract Volume: 5000 (μ L) Date Analyzed: 11/08/11 Time: 0050
 Soil Aliquot Volume: _____ (μ L) Dilution Factor: 1 Analyst: JAR
 Injection Volume: 1 (μ L) Prep Method: _____
 GPC Cleanup: (Y/N) N pH: _____ Analytical Method: MASSVPH
 Prep Batch: _____ Analytical Batch: 468512 Sulfur Cleanup: (Y/N) N Instrument ID: GCV5B
 CONCENTRATION UNITS: ug/L Lab File ID: 2111107/v5024

CAS NO. COMPOUND RESULT Q MDL LOD LOQ

GCV-00-4	C5-C8 Aliphatic	15.0	U	3.31	15.0	30.0
GCV-00-6	C9-C10 Aromatic	5.00	U	1.24	5.00	10.0
GCV-00-5	C9-C12 Aliphatic	10.0	U	3.20	10.0	20.0

Report Date: 08-Nov-2011 13:41

GCAL, Inc.

Data file : /var/chem/gcv5b.i/2111107.b/v5024.d

Lab Smp Id: 21110312412 Client Smp ID: 21110312412

Inj Date : 08-NOV-2011 00:50

Operator : JAR Inst ID: gcv5b.i

Smp Info : 21110312412

Misc Info :

Comment :

Method : /var/chem/gcv5b.i/2111107.b/PIDMVP.H.m

Meth Date : 08-Nov-2011 13:39 jar Quant Type: ESTD

Cal Date : 05-NOV-2011 01:52 Cal File: v5011.d

Als bottle: 1

Dil Factor: 1.00000

Integrator: Falcon Compound Sublist: aromatic.sub

Target Version: 3.50

Processing Host: org.gcal.com

Concentration Formula: Amt * DF * Uf * Vt / (Vo * Vi) * CpndVariable

Name	Value	Description
DF	1.00000	Dilution Factor
Uf	1.00000	Correction factor
Vt	1.00000	Volume of final extract (mL)
Vo	1.00000	Volume of sample extracted (mL)
Vi	1.00000	Volume injected (uL)

Cpnd Variable Local Compound Variable

Compounds	RT	EXP RT	DLT RT	RESPONSE	CONCENTRATIONS	
					ON-COLUMN (ug/L)	FINAL (ug/L)
\$ 10 2,5-Dibromotoluene	21.779	21.781	-0.002	391087	55.9330	55.9

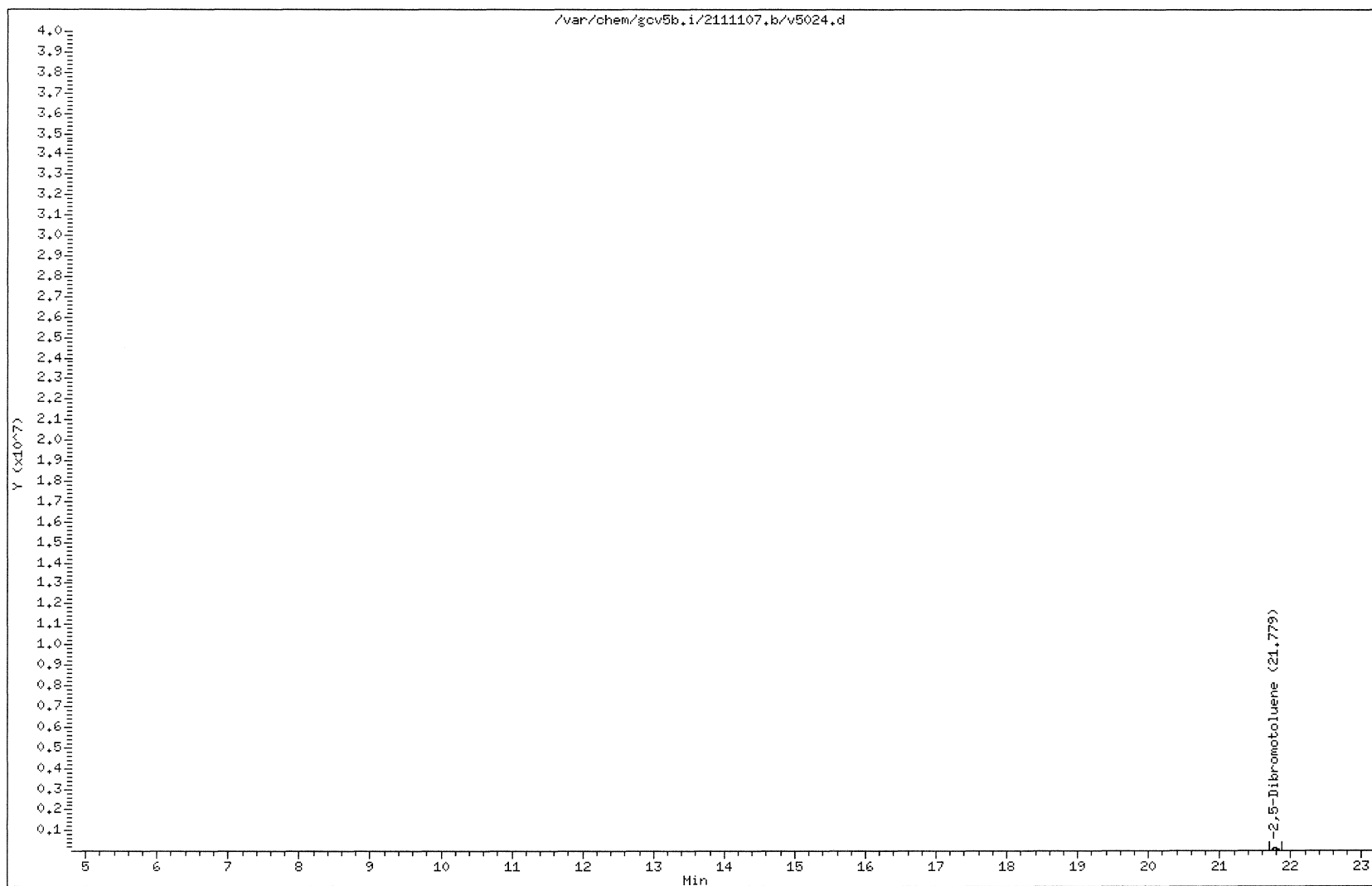
Data File: /var/chem/gcv5b.i/2111107.b/v5024.d
Date : 08-NOV-2011 00:50
Client ID: 21110312412
Sample Info: 21110312412
Volume Injected (uL): 1.0
Column phase: DB-624-30

Page 1

Instrument: gcv5b.i

Operator: JAR

Column diameter: 0.53

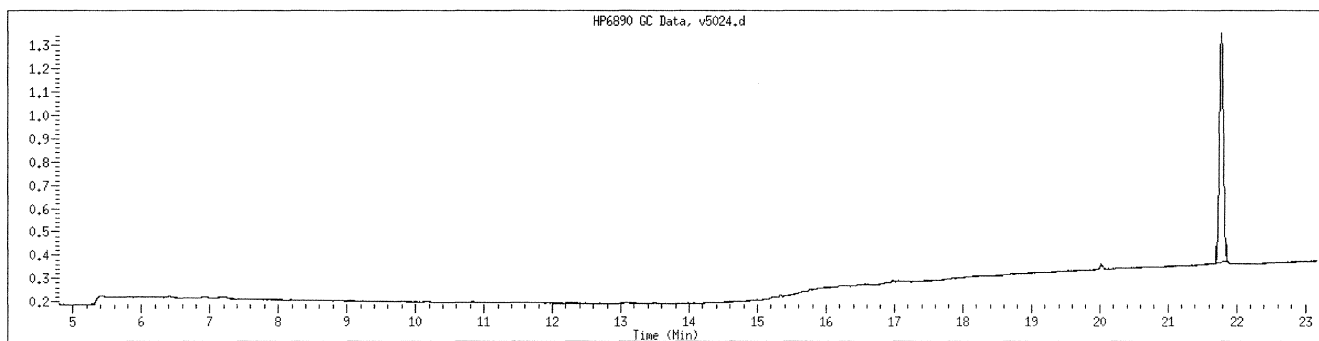


211110258 250

Report Date: 11/08/2011 13:41

MANUAL INTEGRATION GRAPHIC REPORT

Lab ID : 21110312412 SampleType : SAMPLE
Injection Date: 11/08/2011 00:50 Instrument : gcv5b.i
Operator : JAR
Sample Info : 21110312412
Misc Info :
Method : /var/chem/gcv5b.i/2111107.b/PIDMVPH.m
Dilution : 1.0
Matrix : WATER
Integrator : Falcon Compound Sublist: aromatic



NO MANUAL INTEGRATIONS

GCAL, Inc.

Data file : /var/chem/gcv5a.i/2111107.b/v5024.d
Lab Smp Id: 21110312412 Client Smp ID: 21110312412
Inj Date : 08-NOV-2011 00:50
Operator : JAR Inst ID: gcv5a.i
Smp Info : 21110312412
Misc Info :
Comment :
Method : /var/chem/gcv5a.i/2111107.b/FIDMVPH.m
Meth Date : 08-Nov-2011 10:11 jar Quant Type: ESTD
Cal Date : 05-NOV-2011 01:52 Cal File: v5011.d
Als bottle: 1
Dil Factor: 1.00000
Integrator: Falcon Compound Sublist: aliphatic1+surr.sub
Target Version: 3.50
Processing Host: org.gcal.com

Concentration Formula: Amt * DF * Uf * Vt / (Vo * Vi) * CpndVariable

Name	Value	Description
DF	1.00000	Dilution Factor
Uf	1.00000	Correction factor
Vt	1.00000	Volume of final extract (mL)
Vo	1.00000	Volume of sample extracted (mL)
Vi	1.00000	Volume injected (uL)

Cpnd Variable Local Compound Variable

Compounds	CONCENTRATIONS					
	RT	EXP RT	DLT RT	RESPONSE	ON-COLUMN (ug/L)	FINAL (ug/L)
§ 17 2,5-Dibromotoluene	21.292	21.301	-0.009	164046	54.8714	54.9

Data File: /chem/gov5a.i/2111107.b/v5024.d

Page 1

Date : 08-NOV-2011 00:50

Client ID: 21110312412

Instrument: gov5a.i

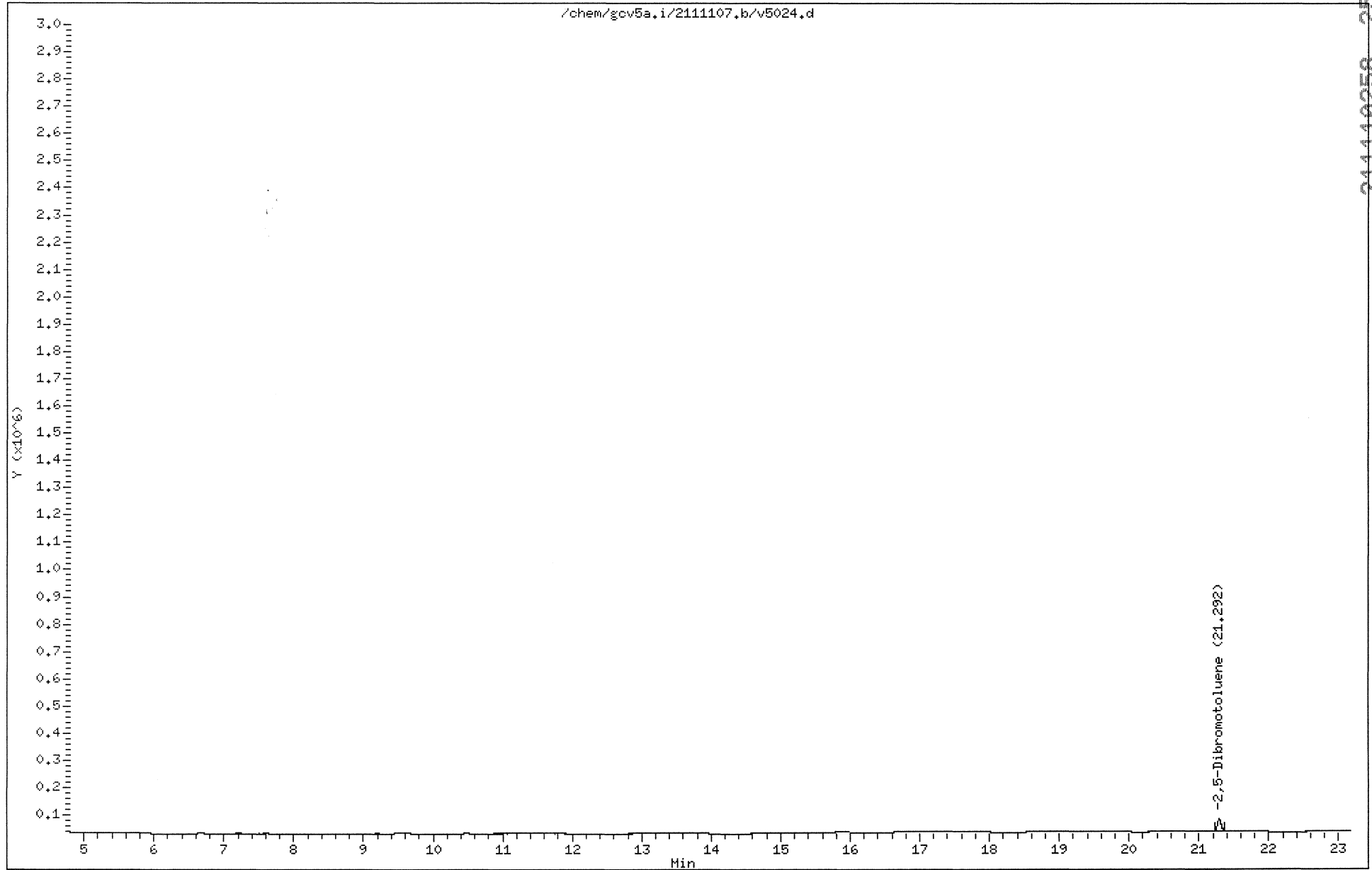
Sample Info: 21110312412

Volume Injected (uL): 1.0

Operator: JAR

Column phase: DB-624-30

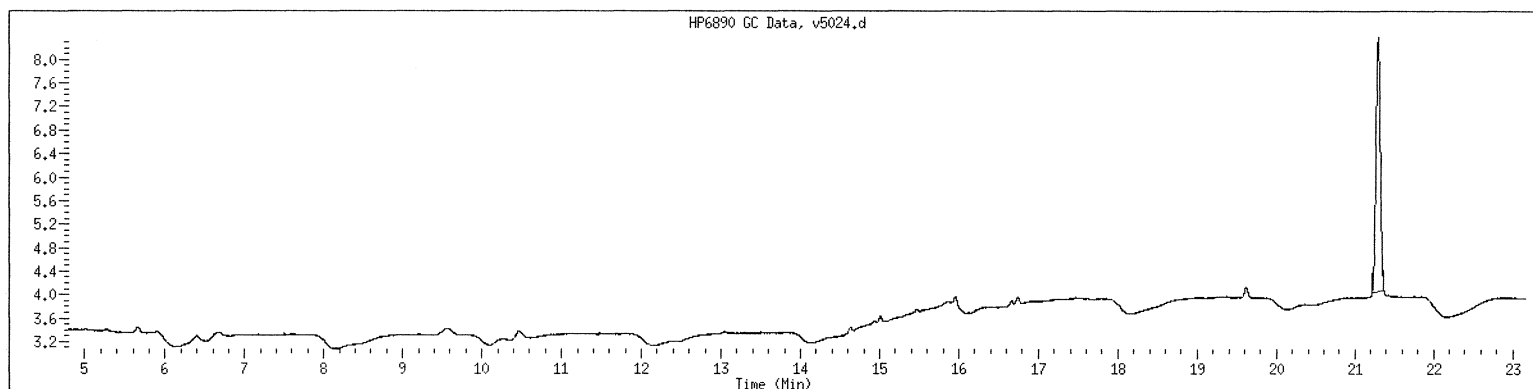
Column diameter: 0.53



211110258 253

MANUAL INTEGRATION GRAPHIC REPORT

Lab ID : 21110312412 SampleType : SAMPLE
Injection Date: 11/08/2011 00:50 Instrument : gcv5a.i
Operator : JAR
Sample Info : 21110312412
Misc Info :
Method : /var/chem/gcv5a.i/2111107.b/FIDMVPH.m
Dilution : 1.0
Matrix : WATER
Integrator : Falcon Compound Sublist: aliphatic1+surr



NO MANUAL INTEGRATIONS

GCAL, Inc.

INITIAL CALIBRATION DATA

Start Cal Date : 05-OCT-2011 17:26
 End Cal Date : 05-NOV-2011 01:52
 Quant Method : ESTD
 Origin : Disabled
 Target Version : 3.50
 Integrator : Falcon
 Method file : /var/chem/gcv5b.i/2111107.b/PIDMVPH.m
 Cal Date : 08-Nov-2011 15:58 jar
 Curve Type : Average

Calibration File Names:

- Level 1: /var/chem/gcv5b.i/2111104P.b/v5003.d
- Level 2: /var/chem/gcv5b.i/2111104P.b/v5005.d
- Level 3: /var/chem/gcv5b.i/2111104P.b/v5007.d
- Level 4: /var/chem/gcv5b.i/2111104P.b/v5009.d
- Level 5: /var/chem/gcv5b.i/2111104P.b/v5011.d
- Level 6: /var/chem/gcv5b.i/2111104P.b/v5001.d

Compound	10.000 Level 1	20.000 Level 2	50.000 Level 3	80.000 Level 4	100.000 Level 5	5.000 Level 6	RRF	% RSD
1 MTBE	+++++	+++++	+++++	+++++	+++++	+++++	+++++	+++++
2 Benzene	+++++	+++++	+++++	+++++	+++++	+++++	+++++	+++++
3 Toluene	+++++	+++++	+++++	+++++	+++++	+++++	+++++	+++++
4 Ethylbenzene	+++++	+++++	+++++	+++++	+++++	+++++	+++++	+++++
5 m,p-Xylene	+++++	+++++	+++++	+++++	+++++	+++++	+++++	+++++
6 o-Xylene	14195	13955	13772	12590	12083	14822	13570	7.600
7 1,2,4-Trimethylbenzene	12356	12603	12435	11425	10922	12432	12029	5.703
8 Naphthalene	10595	10426	10486	9839	9920	9852	10186	3.453
M 9 C9-C10	12356	12603	12435	11425	10922	12432	12029	5.703
\$ 10 2,5-Dibromotoluene	7122	6944	7032	6909	6886	7060	6992	1.337

GCAL, Inc.

INITIAL CALIBRATION DATA

Start Cal Date : 05-OCT-2011 17:26
 End Cal Date : 05-NOV-2011 01:52
 Quant Method : ESTD
 Origin : Disabled
 Target Version : 3.50
 Integrator : Falcon
 Method file : /var/chem/gcv5b.i/2111107.b/PIDMVPH.m
 Cal Date : 08-Nov-2011 15:58 jar
 Curve Type : Average

Average %RSD Results.	

Calculated Average %RSD =	4.75907
Maximun Average %RSD =	25.00000
* Passed Average %RSD Test.	

GCAL, Inc.

Data file : /var/chem/gcv5b.i/2111104P.b/v5001.d
Lab Smp Id: VPH05/6/12/4
Inj Date : 04-NOV-2011 20:57
Operator : JAR
Smp Info : VPH05/6/12/4
Misc Info :
Comment :
Method : /var/chem/gcv5b.i/2111104P.b/PIDMVPH.m
Meth Date : 07-Nov-2011 10:04 jar
Cal Date : 04-NOV-2011 20:57
Als bottle: 1
Dil Factor: 1.00000
Integrator: Falcon
Target Version: 3.50
Processing Host: org.gcal.com

Inst ID: gcv5b.i

Quant Type: ESTD

Cal File: v5001.d

Calibration Sample, Level: 6

Compound Sublist: aromatic.sub

Concentration Formula: Amt * DF * Uf * Vt / (Vo * Vi) * CpndVariable

Name	Value	Description
DF	1.00000	Dilution Factor
Uf	1.00000	Correction factor
Vt	1.00000	Volume of final extract (mL)
Vo	1.00000	Volume of sample extracted (mL)
Vi	1.00000	Volume injected (uL)

Cpnd Variable

Local Compound Variable

Compounds	AMOUNTS					
	RT	EXP RT	DLT RT	RESPONSE	CAL-AMT (ug/L)	ON-COL (ug/L)
6 o-Xylene	15.776	15.776	0.000	74110	5.00000	7.8
7 1,2,4-Trimethylbenzene	16.982	16.982	0.000	62160	5.00000	7.0
M 9 C9-C10				62160	5.00000	7.0
8 Naphthalene	20.032	20.032	0.000	49258	5.00000	6.2
\$ 10 2,5-Dibromotoluene	21.783	21.783	0.000	353009	50.0000	68.8

Data File: /chem/gcv5b,i/2111104P,b/v5001,d

Page 1

Date : 04-NOV-2011 20:57

Client ID:

Instrument: gcv5b,i

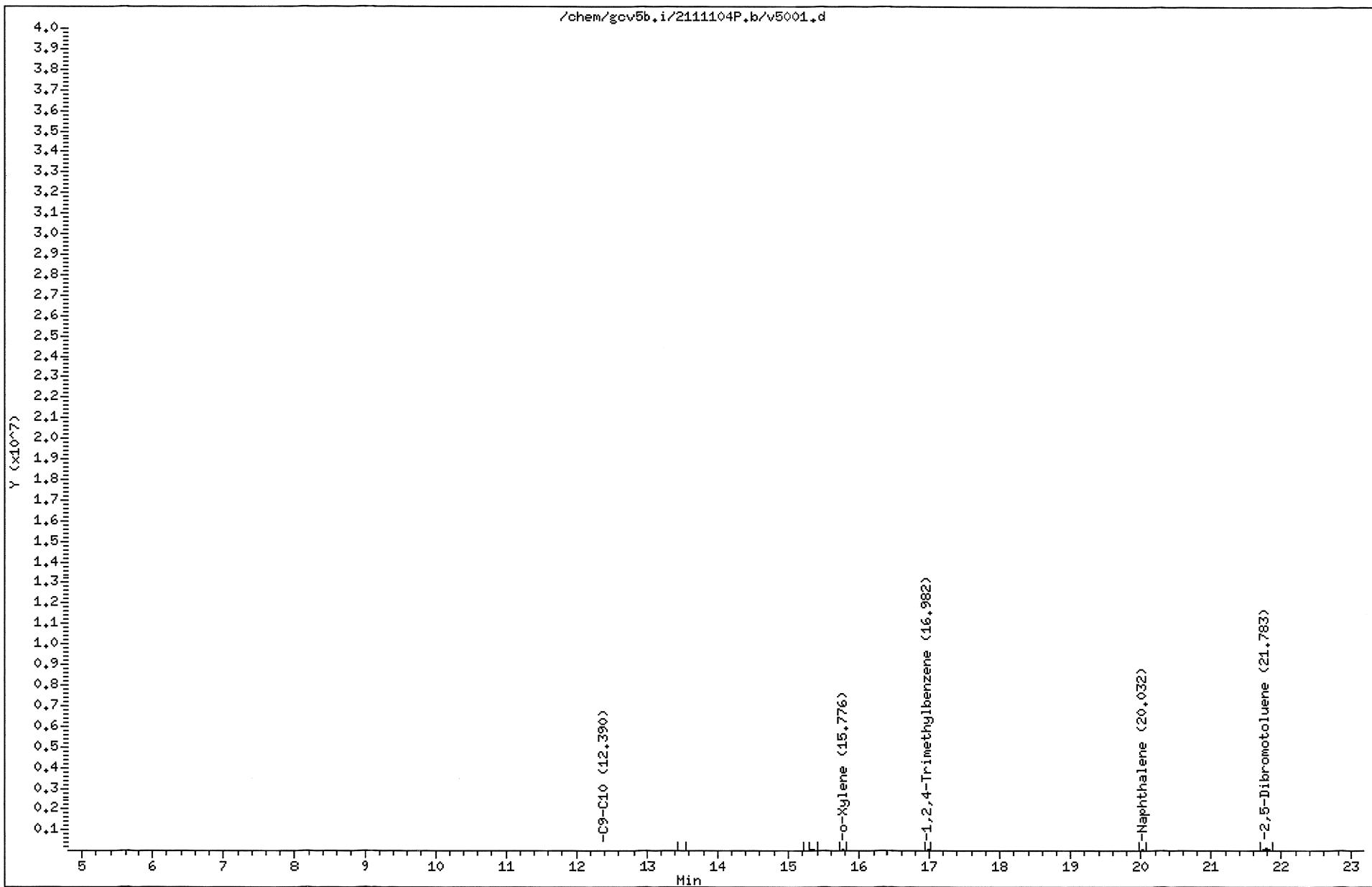
Sample Info: VPH05/6/12/4

Operator: JAR

Volume Injected (uL): 1.0

Column diameter: 0.53

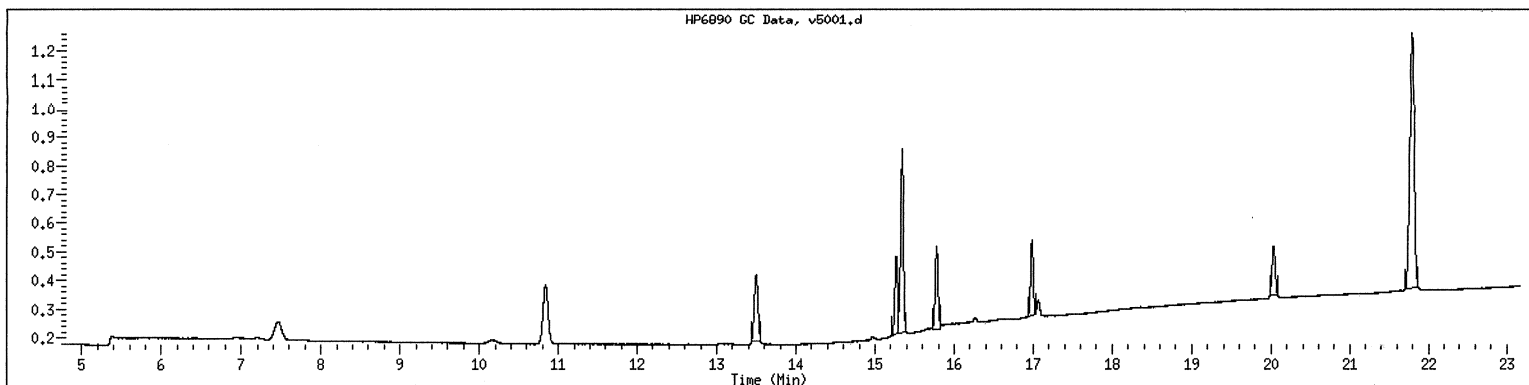
Column phase: DB-624-30



211110258 258

MANUAL INTEGRATION GRAPHIC REPORT

Lab ID : VPH05/6/12/4 SampleType : CALIB_6
Injection Date: 11/04/2011 20:57 Instrument : gcv5b.i
Operator : JAR
Sample Info : VPH05/6/12/4
Misc Info :
Method : /var/chem/gcv5b.i/2111104P.b/PIDMVPH.m
Dilution : 1.0
Matrix : WATER
Integrator : Falcon Compound Sublist: aromatic



NO MANUAL INTEGRATIONS

GCAL, Inc.

Data file : /var/chem/gcv5b.i/2111104P.b/v5003.d
Lab Smp Id: VPH10/6/12/4
Inj Date : 04-NOV-2011 21:56
Operator : JAR
Smp Info : VPH10/6/12/4
Misc Info :
Comment :
Method : /var/chem/gcv5b.i/2111104P.b/PIDMVPH.m
Meth Date : 07-Nov-2011 10:04 jar
Cal Date : 04-NOV-2011 21:56
Als bottle: 1
Dil Factor: 1.00000
Integrator: Falcon
Target Version: 3.50
Processing Host: org.gcal.com
Inst ID: gcv5b.i
Quant Type: ESTD
Cal File: v5003.d
Calibration Sample, Level: 1
Compound Sublist: aromatic.sub

Concentration Formula: Amt * DF * Uf * Vt / (Vo * Vi) * CpndVariable

Name	Value	Description
DF	1.00000	Dilution Factor
Uf	1.00000	Correction factor
Vt	1.00000	Volume of final extract (mL)
Vo	1.00000	Volume of sample extracted (mL)
Vi	1.00000	Volume injected (uL)

Cpnd Variable

Local Compound Variable

Compounds					AMOUNTS	
	RT	EXP RT	DLT RT	RESPONSE	CAL-AMT (ug/L)	ON-COL (ug/L)
6 o-Xylene	15.776	15.776	0.000	141953	10.0000	13.9
7 1,2,4-Trimethylbenzene	16.982	16.982	0.000	123561	10.0000	13.4
M 9 C9-C10				123561	10.0000	13.4
8 Naphthalene	20.030	20.030	0.000	105949	10.0000	13.0
\$ 10 2,5-Dibromotoluene	21.780	21.780	0.000	356100	50.0000	64.4

Data File: /chem/gcv5b.i/2111104P,b/v5003.d

Page 1

Date : 04-NOV-2011 21:56

Client ID:

Instrument: gcv5b.i

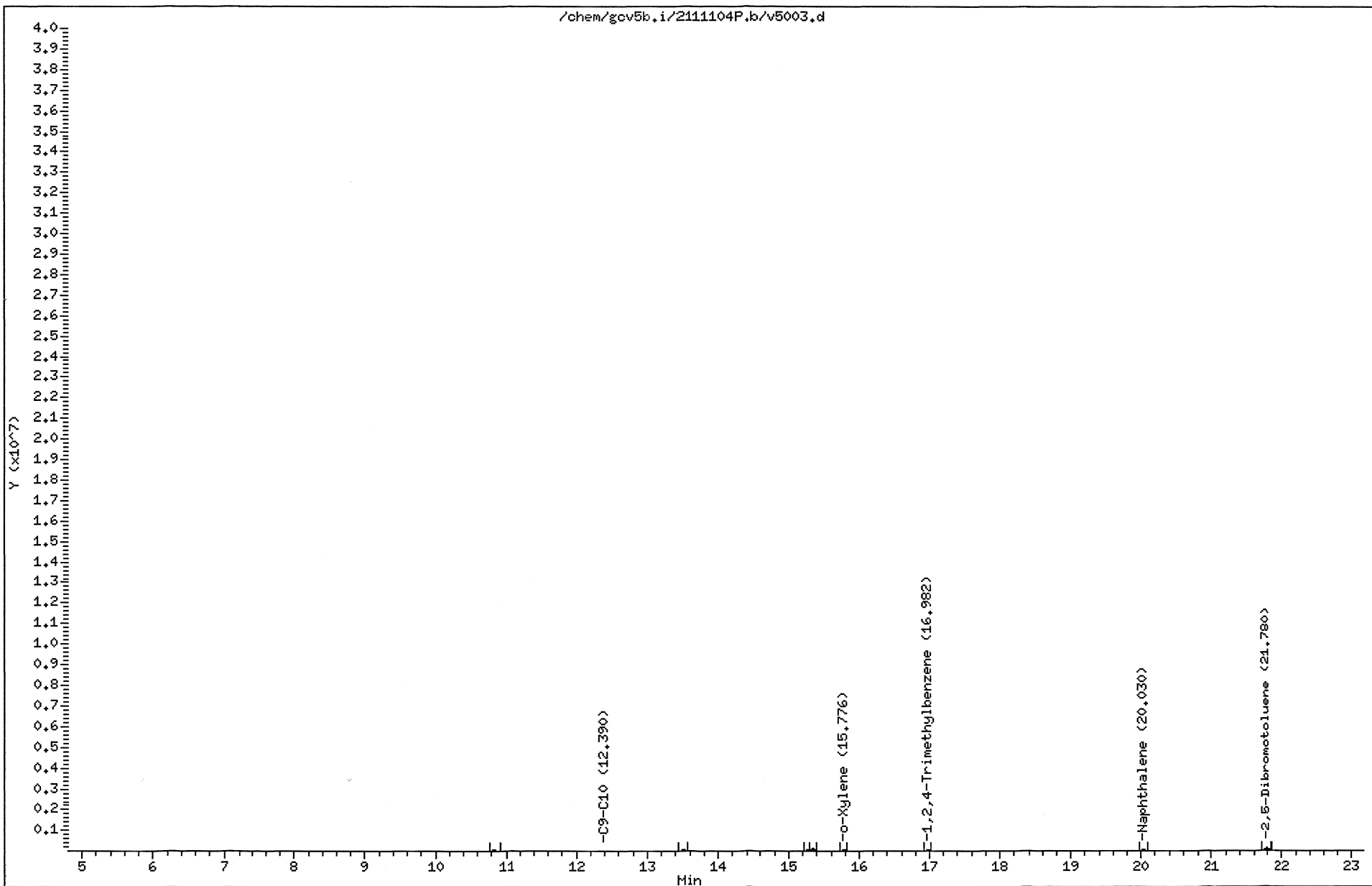
Sample Info: VPH10/6/12/4

Volume Injected (UL): 1.0

Operator: JAR

Column phase: IB-624-30

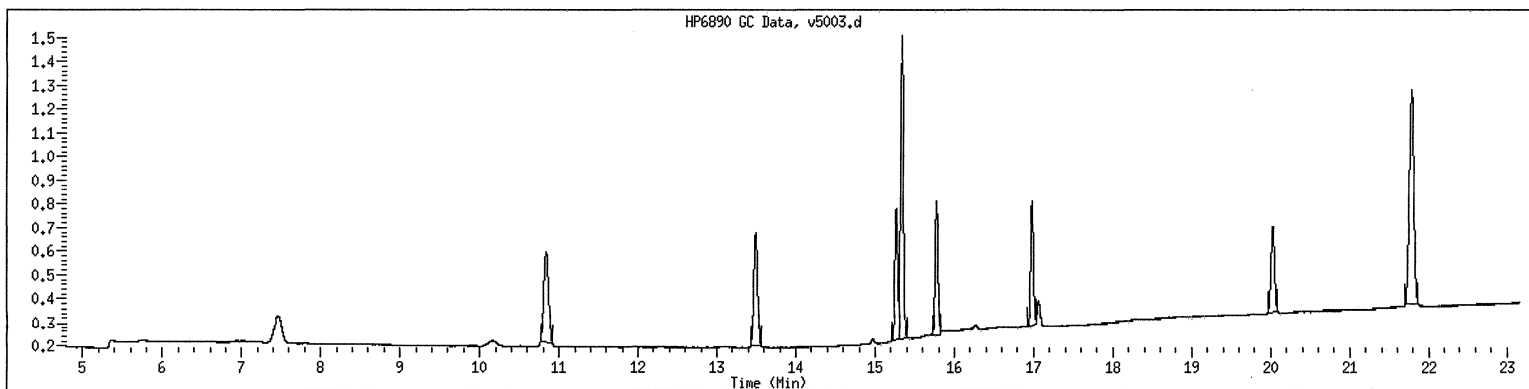
Column diameter: 0.53



211110258 261

MANUAL INTEGRATION GRAPHIC REPORT

Lab ID : VPH10/6/12/4 SampleType : CALIB_1
Injection Date: 11/04/2011 21:56 Instrument : gcv5b.i
Operator : JAR
Sample Info : VPH10/6/12/4
Misc Info :
Method : /var/chem/gcv5b.i/2111104P.b/PIDMVPH.m
Dilution : 1.0
Matrix : WATER
Integrator : Falcon Compound Sublist: aromatic



NO MANUAL INTEGRATIONS

GCAL, Inc.

Data file : /var/chem/gcv5b.i/2111104P.b/v5005.d
 Lab Smp Id: VPH20/6/12/4
 Inj Date : 04-NOV-2011 22:55
 Operator : JAR
 Smp Info : VPH20/6/12/4
 Misc Info :
 Comment :
 Method : /var/chem/gcv5b.i/2111104P.b/PIDMVPH.m
 Meth Date : 07-Nov-2011 10:04 jar
 Cal Date : 04-NOV-2011 22:55
 Als bottle: 1
 Dil Factor: 50.00000
 Integrator: Falcon
 Target Version: 3.50
 Processing Host: org.gcal.com

Inst ID: gcv5b.i

Quant Type: ESTD

Cal File: v5005.d

Calibration Sample, Level: 2

Compound Sublist: aromatic.sub

Concentration Formula: Amt * DF * Uf * Vt / (Vi * Ws * (100 - M) / 100) * CpndVariab

Name	Value	Description
DF	50.00000	Dilution Factor
Uf	5.00000	Correction factor
Vt	1.00000	Volume of final extract (uL) (1000 low, 2
Vi	1.00000	Volume injected (uL)
Ws	5.00000	Weight of sample extracted (g)
M	0.00000	% Moisture

Cpnd Variable

Local Compound Variable

Compounds					AMOUNTS	
	RT	EXP RT	DLT RT	RESPONSE	CAL-AMT (ug/L)	ON-COL (ug/L)
6 o-Xylene	15.776	15.776	0.000	279105	20.0000	25.3
7 1,2,4-Trimethylbenzene	16.982	16.982	0.000	252061	20.0000	25.5
M 9 C9-C10				252061	20.0000	25.5
8 Naphthalene	20.028	20.028	0.000	208523	20.0000	24.6
\$ 10 2,5-Dibromotoluene	21.779	21.779	0.000	347190	50.0000	58.7

Data File: /chem/gcv5b.i/2111104P.b/v5005.d

Page 1

Date : 04-NOV-2011 22:55

Client ID:

Instrument: gcv5b.i

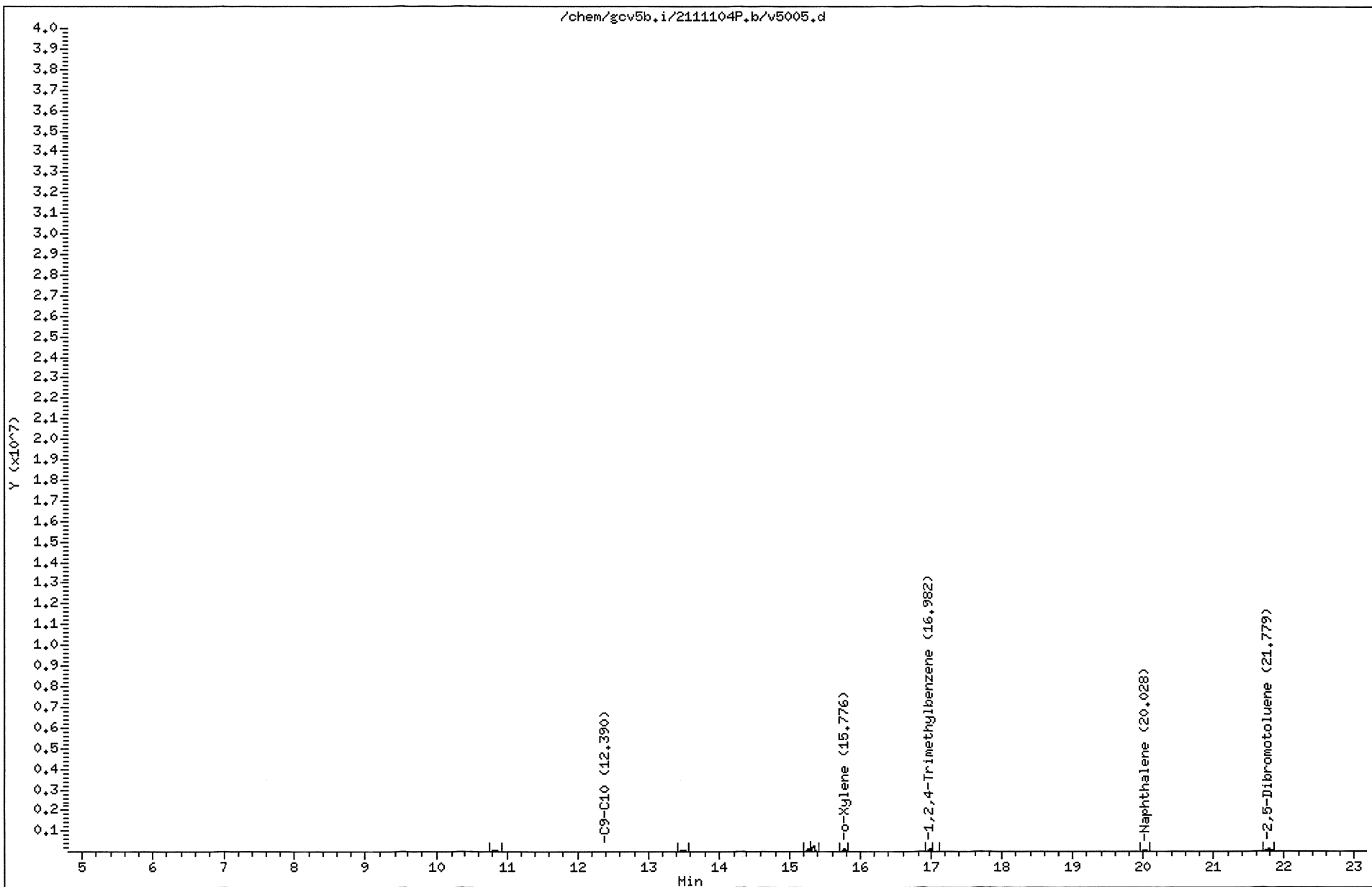
Sample Info: VPH20/6/12/4

Volume Injected (uL): 1.0

Operator: JAR

Column phase: DB-624-30

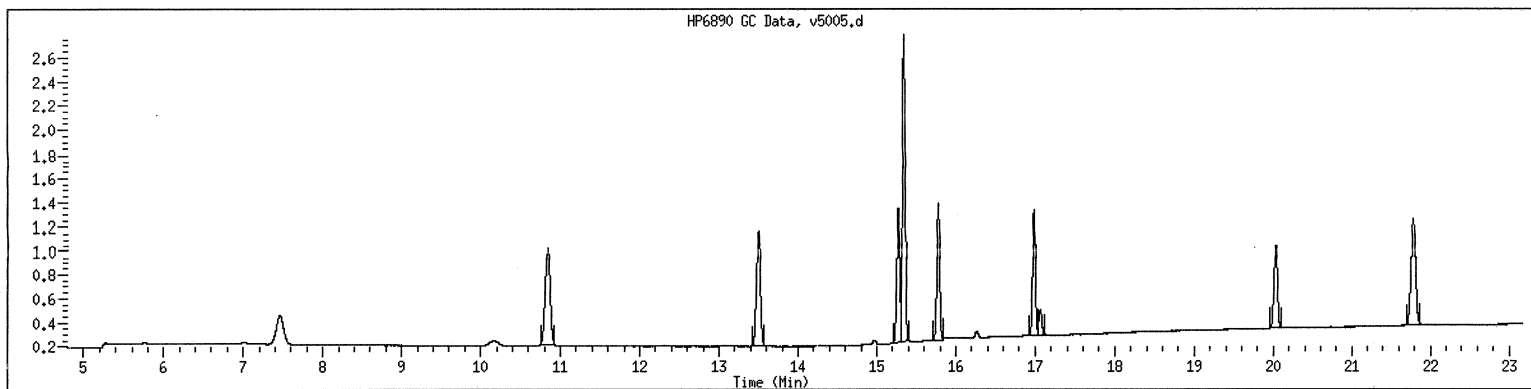
Column diameter: 0.53



211110258 264

MANUAL INTEGRATION GRAPHIC REPORT

Lab ID : VPH20/6/12/4 SampleType : CALIB_2
Injection Date: 11/04/2011 22:55 Instrument : gcv5b.i
Operator : JAR
Sample Info : VPH20/6/12/4
Misc Info :
Method : /var/chem/gcv5b.i/2111104P.b/PIDMVPH.m
Dilution : 50.0
Matrix : SOIL
Integrator : Falcon Compound Sublist: aromatic



NO MANUAL INTEGRATIONS

GCAL, Inc.

Data file : /var/chem/gcv5b.i/2111104P.b/v5007.d
 Lab Smp Id: VPH50/6/12/4
 Inj Date : 04-NOV-2011 23:54
 Operator : JAR
 Smp Info : VPH50/6/12/4
 Misc Info :
 Comment :
 Method : /var/chem/gcv5b.i/2111104P.b/PIDMVPH.m
 Meth Date : 07-Nov-2011 10:04 jar
 Cal Date : 04-NOV-2011 23:54
 Als bottle: 1
 Dil Factor: 1.00000
 Integrator: Falcon
 Target Version: 3.50
 Processing Host: org.gcal.com

Inst ID: gcv5b.i
 Quant Type: ESTD
 Cal File: v5007.d
 Calibration Sample, Level: 3
 Compound Sublist: aromatic.sub

Concentration Formula: Amt * DF * Uf * Vt / (Vo * Vi) * CpndVariable

Name	Value	Description
DF	1.00000	Dilution Factor
Uf	1.00000	Correction factor
Vt	1.00000	Volume of final extract (mL)
Vo	1.00000	Volume of sample extracted (mL)
Vi	1.00000	Volume injected (uL)

Cpnd Variable

Local Compound Variable

Compounds	RT	EXP RT	DLT RT	RESPONSE	AMOUNTS	
					CAL-AMT (ug/L)	ON-COL (ug/L)
6 o-Xylene	15.775	15.775	0.000	688621	50.0000	56.8
7 1,2,4-Trimethylbenzene	16.980	16.980	0.000	621749	50.0000	57.5
M 9 C9-C10				621749	50.0000	57.5
8 Naphthalene	20.026	20.026	0.000	524320	50.0000	57.1
\$ 10 2,5-Dibromotoluene	21.778	21.778	0.000	351593	50.0000	56.0

Data File: /chem/gcv5b.i/2111104P.b/v5007.d

Page 1

Date : 04-NOV-2011 23:54

Client ID:

Instrument: gcv5b.i

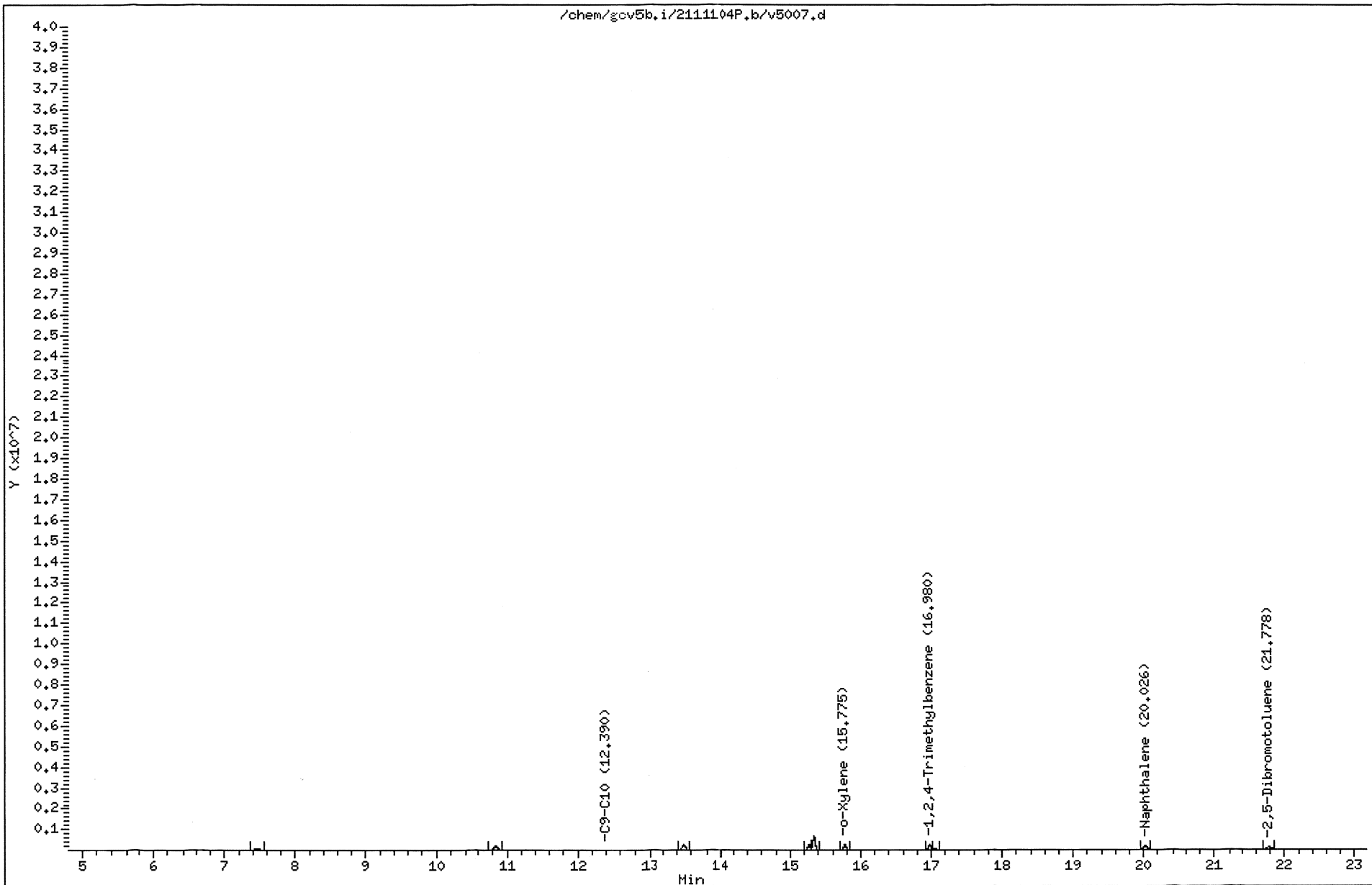
Sample Info: VPH50/6/12/4

Volume Injected (µL): 1.0

Operator: JAR

Column phase: DB-624-30

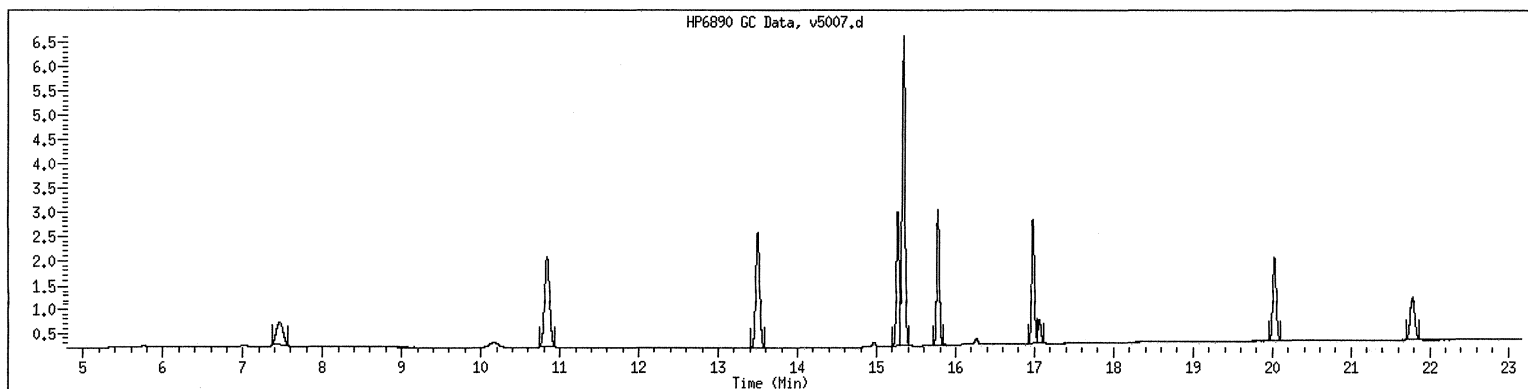
Column diameter: 0.53



211110258 267

MANUAL INTEGRATION GRAPHIC REPORT

Lab ID : VPH50/6/12/4 SampleType : CALIB_3
Injection Date: 11/04/2011 23:54 Instrument : gcv5b.i
Operator : JAR
Sample Info : VPH50/6/12/4
Misc Info :
Method : /var/chem/gcv5b.i/2111104P.b/PIDMVPH.m
Dilution : 1.0
Matrix : WATER
Integrator : Falcon Compound Sublist: aromatic



NO MANUAL INTEGRATIONS

Data File: /chem/gov5b.i/2111104P.b/v5009.d

Page 1

Date : 05-NOV-2011 00:53

Client ID:

Instrument: gov5b.i

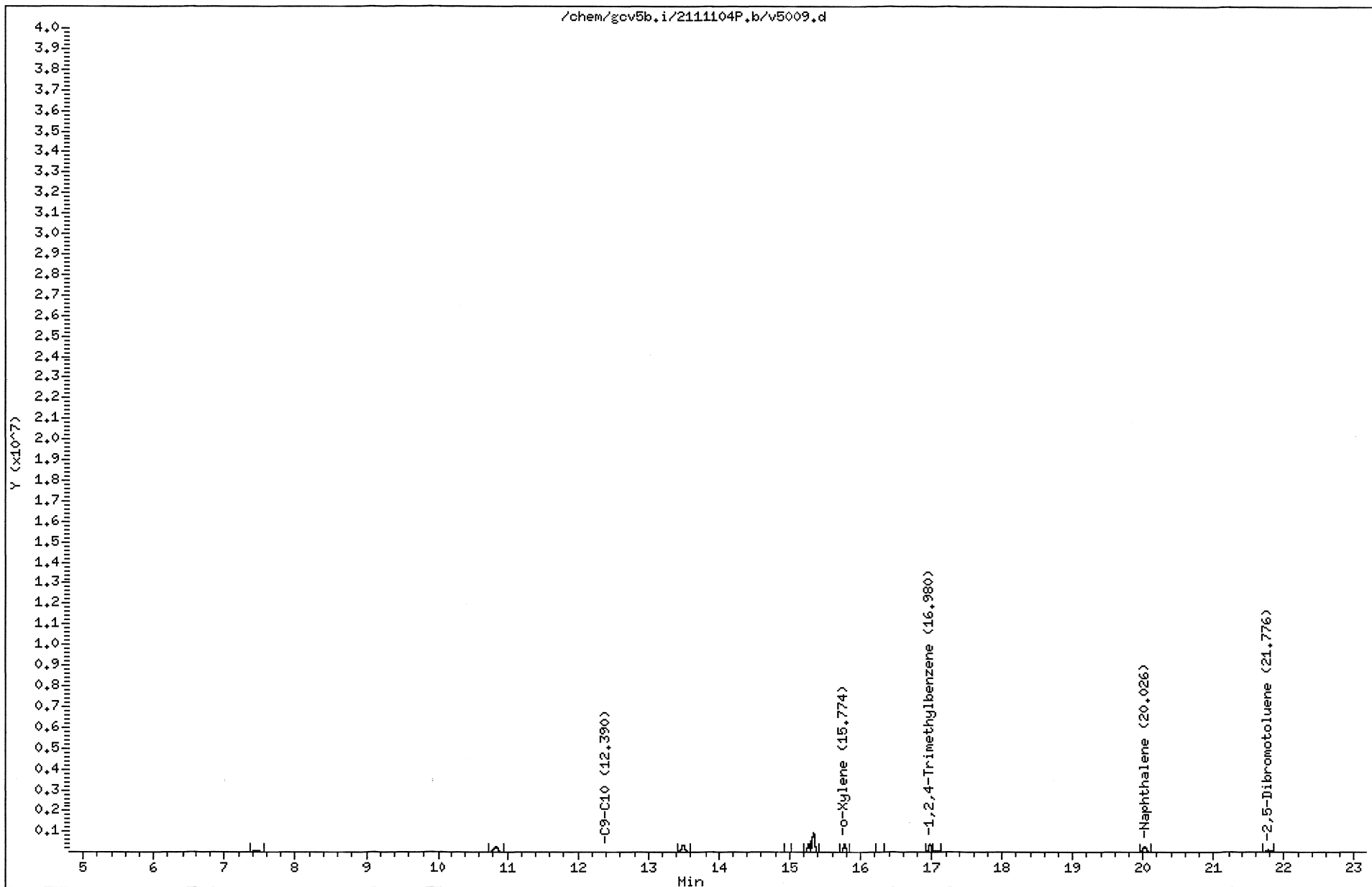
Sample Info: VPH80/6/12/4

Volume Injected (uL): 1.0

Operator: JAR

Column phase: DB-624-30

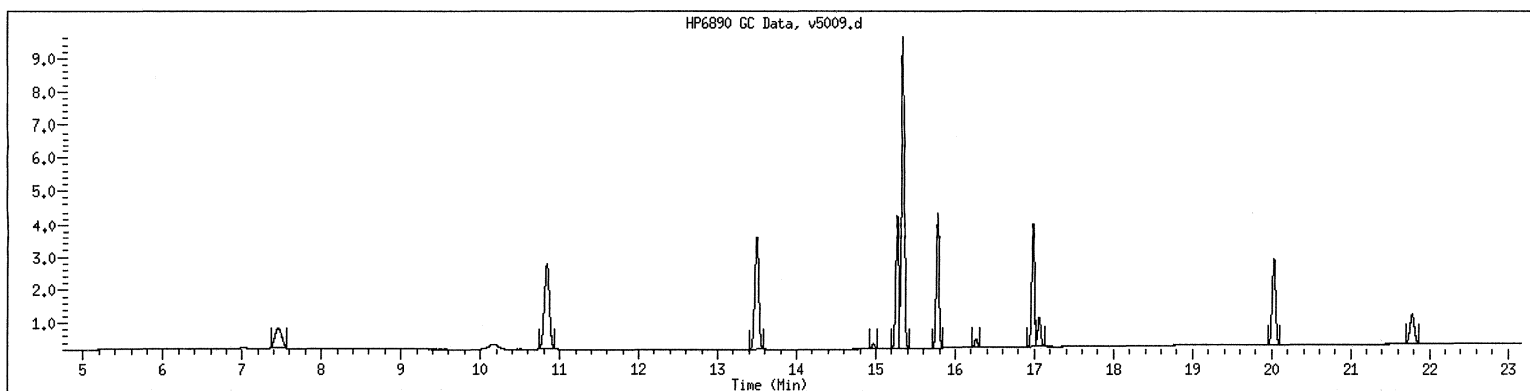
Column diameter: 0.53



211110258 270

MANUAL INTEGRATION GRAPHIC REPORT

Lab ID : VPH80/6/12/4 SampleType : CALIB_4
Injection Date: 11/05/2011 00:53 Instrument : gcv5b.i
Operator : JAR
Sample Info : VPH80/6/12/4
Misc Info :
Method : /var/chem/gcv5b.i/2111104P.b/PIDMVPH.m
Dilution : 1.0
Matrix : WATER
Integrator : Falcon Compound Sublist: aromatic



NO MANUAL INTEGRATIONS

Data File: /chem/gcv5b.i/2111104P.b/v5011.d

Page 1

Date: 05-NOV-2011 01:52

Client ID:

Instrument: gcv5b.i

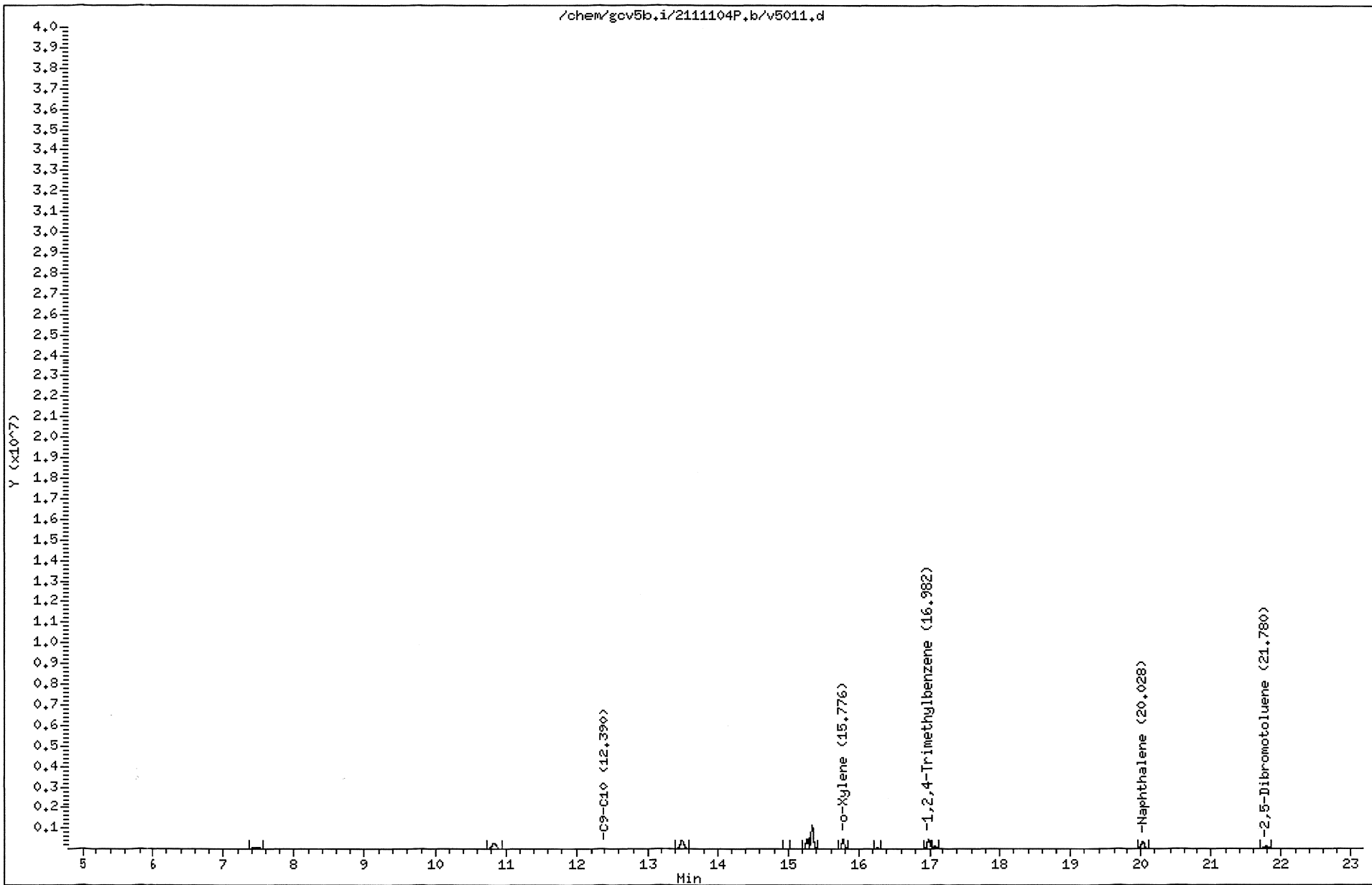
Sample Info: VPH100/6/12/4

Volume Injected (uL): 1.0

Operator: JAR

Column phase: DB-624-30

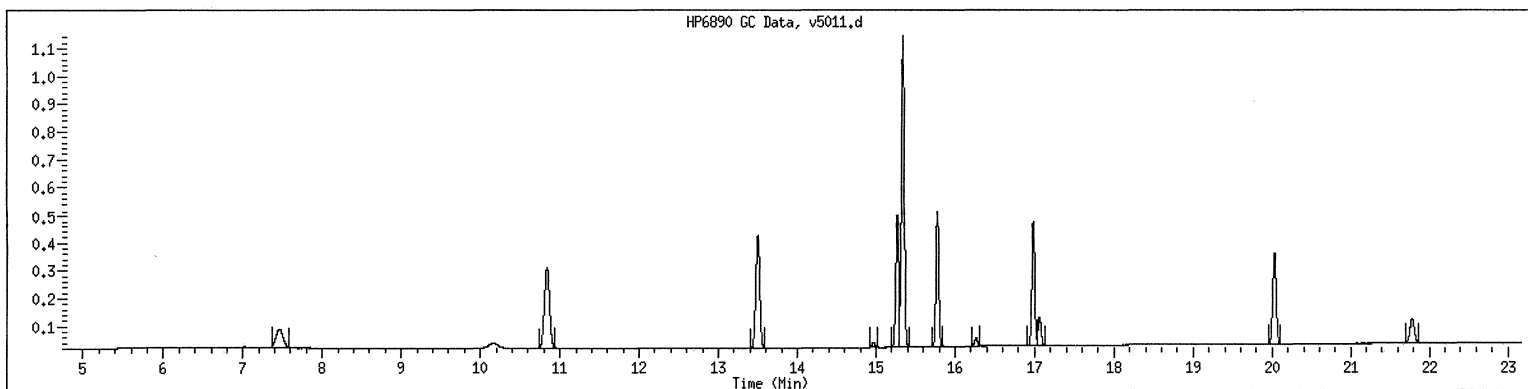
Column diameter: 0.53



211110258 273

MANUAL INTEGRATION GRAPHIC REPORT

Lab ID : VPH100/6/12/4 SampleType : CALIB_5
Injection Date: 11/05/2011 01:52 Instrument : gcv5b.i
Operator : JAR
Sample Info : VPH100/6/12/4
Misc Info :
Method : /var/chem/gcv5b.i/2111104P.b/PIDMVPH.m
Dilution : 1.0
Matrix : WATER
Integrator : Falcon Compound Sublist: aromatic



NO MANUAL INTEGRATIONS

GCAL, Inc.

RECOVERY REPORT

Client Name: Client SDG: 2111104P
Sample Matrix: SOLID Fraction: VOA
Lab Smp Id: ICV6/12/5
Level: MED Operator: JAR
Data Type: GC MULTI COMP SampleType: LCS
SpikeList File: aromatic1.spk Quant Type: ESTD
Sublist File: aromatic.sub
Method File: /var/chem/gcv5b.i/2111104P.b/PIDMVPH.m
Misc Info:

SPIKE COMPOUND	AMOUNT ADDED ug/L	AMOUNT RECOVERED ug/L	% RECOVERED	LIMITS
6 o-Xylene	50.0	51.2	102.42	70-130
7 1,2,4-Trimethylbenzene	50.0	52.8	105.56	70-130
M 9 C9-C10	50.0	52.8	105.56	70-130

SURROGATE COMPOUND	AMOUNT ADDED ug/L	AMOUNT RECOVERED ug/L	% RECOVERED	LIMITS
\$ 10 2,5-Dibromotoluene	50.0	51.3	102.55	60-140

Data File: /chem/gcv5b.i/2111104P.b/v5013.d

Page 1

Date : 05-NOV-2011 02:51

Client ID:

Instrument: gcv5b.i

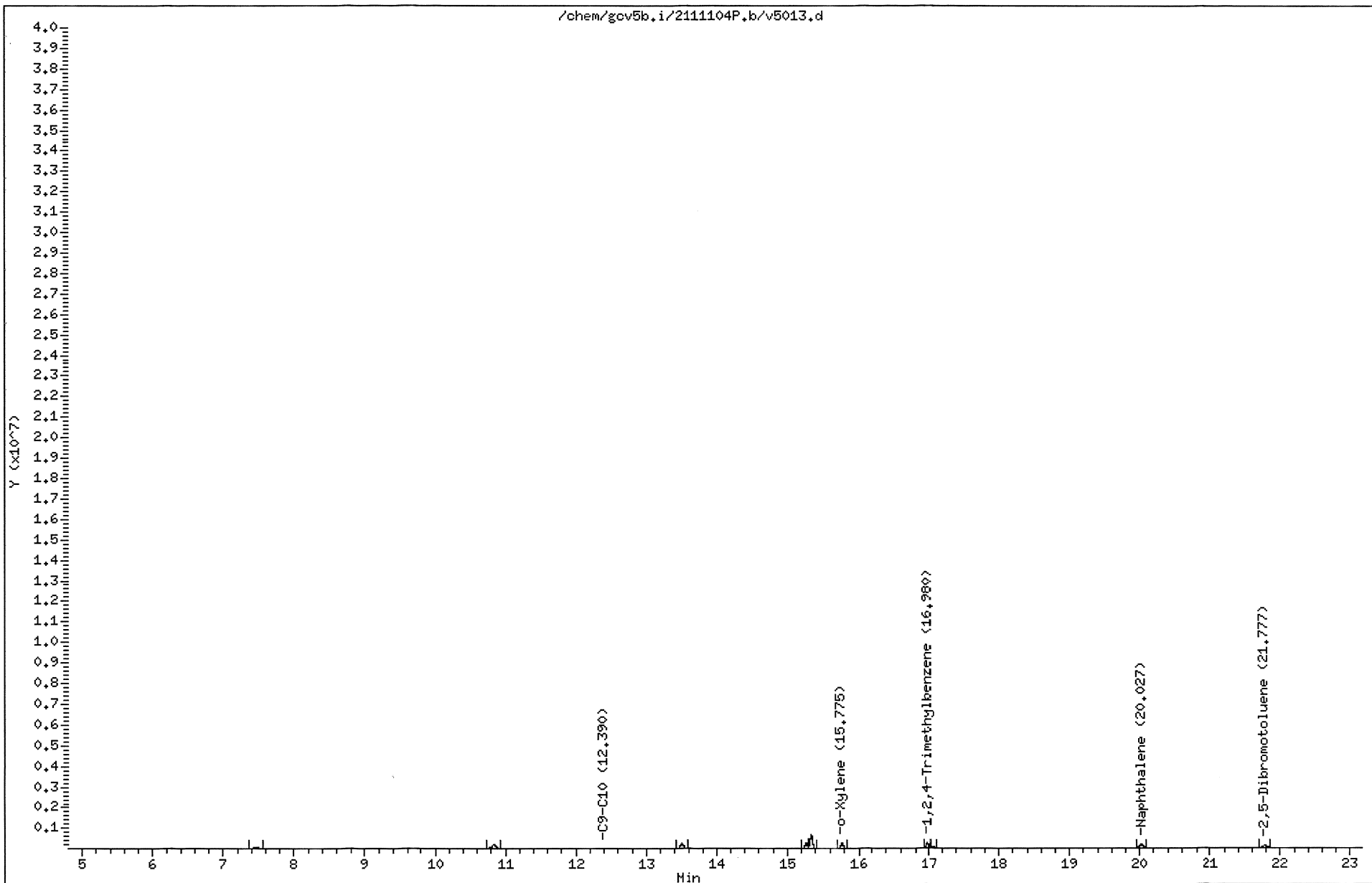
Sample Info: ICV6/12/5

Volume Injected (uL): 1.0

Operator: JAR

Column phase: DB-624-30

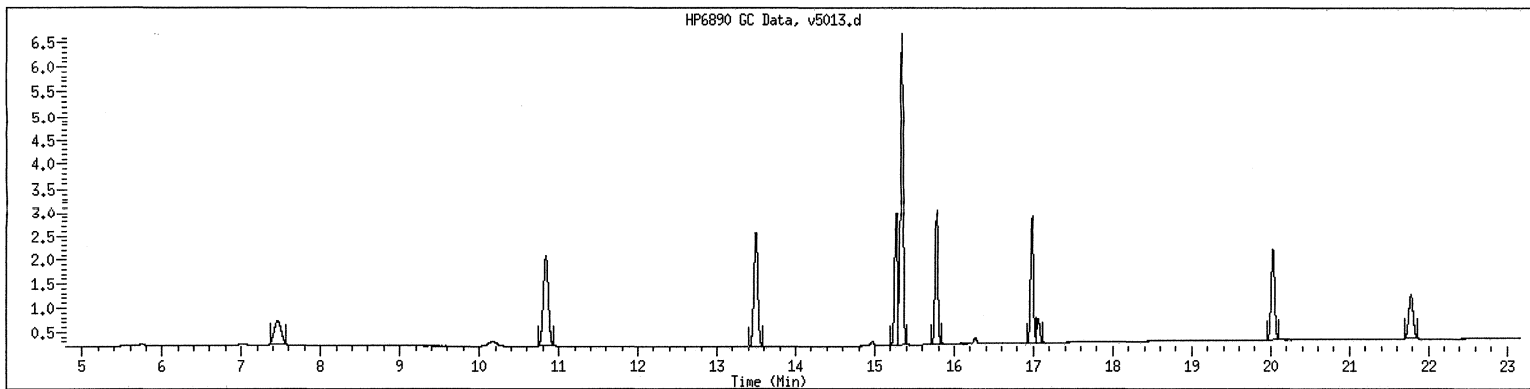
Column diameter: 0.53



211110258 277

MANUAL INTEGRATION GRAPHIC REPORT

Lab ID : ICV6/12/5 SampleType : LCS
Injection Date: 11/05/2011 02:51 Instrument : gcv5b.i
Operator : JAR
Sample Info : ICV6/12/5
Misc Info :
Method : /var/chem/gcv5b.i/2111104P.b/PIDMVPH.m
Dilution : 50.0
Matrix : SOIL
Integrator : Falcon Compound Sublist: aromatic



NO MANUAL INTEGRATIONS

GCAL, Inc.

CONTINUING CALIBRATION COMPOUNDS

Instrument ID: gcv5b.i Injection Date: 07-NOV-2011 11:22
Lab File ID: v5001.d Init. Cal. Date(s): 05-OCT-2011 05-NOV-2011
Analysis Type: SOIL Init. Cal. Times: 17:26 01:52
Lab Sample ID: VPH6/12/4 Quant Type: ESTD
Method: /var/chem/gcv5b.i/2111107.b/PIDMVPH.m

COMPOUND	RRF / AMOUNT	RF50	MIN RRF	MIN %D / %DRIFT	MAX %D / %DRIFT	CURVE TYPE
6 o-Xylene	13570	14032	0.010	-3.40445	25.00000	Averaged
7 1,2,4-Trimethylbenzene	12029	12938	0.010	-7.55906	25.00000	Averaged
M 9 C9-C10	12029	12938	0.010	-7.55906	25.00000	Averaged
8 Naphthalene	10186	10852	0.010	-6.53786	25.00000	Averaged
\$ 10 2,5-Dibromotoluene	6992	7243	0.010	-3.59117	30.00000	Averaged

Average %D / Drift Results.
=====

Calculated Average %D/Drift =	5.73032
Maximun Average %D/Drift =	25.00000

* Passed Average %D/Drift Test.

GCAL, Inc.

Data file : /var/chem/gcv5b.i/2111107.b/v5001.d
 Lab Smp Id: VPH6/12/4
 Inj Date : 07-NOV-2011 11:22
 Operator : JAR
 Smp Info : VPH6/12/4
 Misc Info :
 Comment :
 Method : /var/chem/gcv5b.i/2111107.b/PIDMVPH.m
 Meth Date : 08-Nov-2011 13:26 jar
 Cal Date : 05-NOV-2011 01:52
 Als bottle: 1
 Dil Factor: 50.00000
 Integrator: Falcon
 Target Version: 3.50
 Processing Host: org.gcal.com

Inst ID: gcv5b.i
 Quant Type: ESTD
 Cal File: v5011.d
 Continuing Calibration Sample
 Compound Sublist: aromatic.sub

Concentration Formula: Amt * DF * Uf * Vt / (Vi * Ws * (100 - M) / 100) * CpndVariab

Name	Value	Description
DF	50.00000	Dilution Factor
Uf	5.00000	Correction factor
Vt	1.00000	Volume of final extract (uL) (1000 low, 2
Vi	1.00000	Volume injected (uL)
Ws	5.00000	Weigth of sample extracted (g)
M	0.00000	% Moisture

Cpnd Variable

Local Compound Variable

Compounds					AMOUNTS	
	RT	EXP RT	DLT RT	RESPONSE	CAL-AMT (ug/L)	ON-COL (ug/L)
6 o-Xylene	15.775	15.775	0.000	701584	50.0000	51.7
7 1,2,4-Trimethylbenzene	16.981	16.981	0.000	646912	50.0000	53.8
M 9 C9-C10				646912	50.0000	53.8
8 Naphthalene	20.027	20.027	0.000	542610	50.0000	53.3
\$ 10 2,5-Dibromotoluene	21.778	21.778	0.000	362158	50.0000	51.8

Data File: /chem/gcv5b,i/2111107,b/v5001,d

Page 1

Date : 07-NOV-2011 11:22

Client ID:

Instrument: gcv5b.i

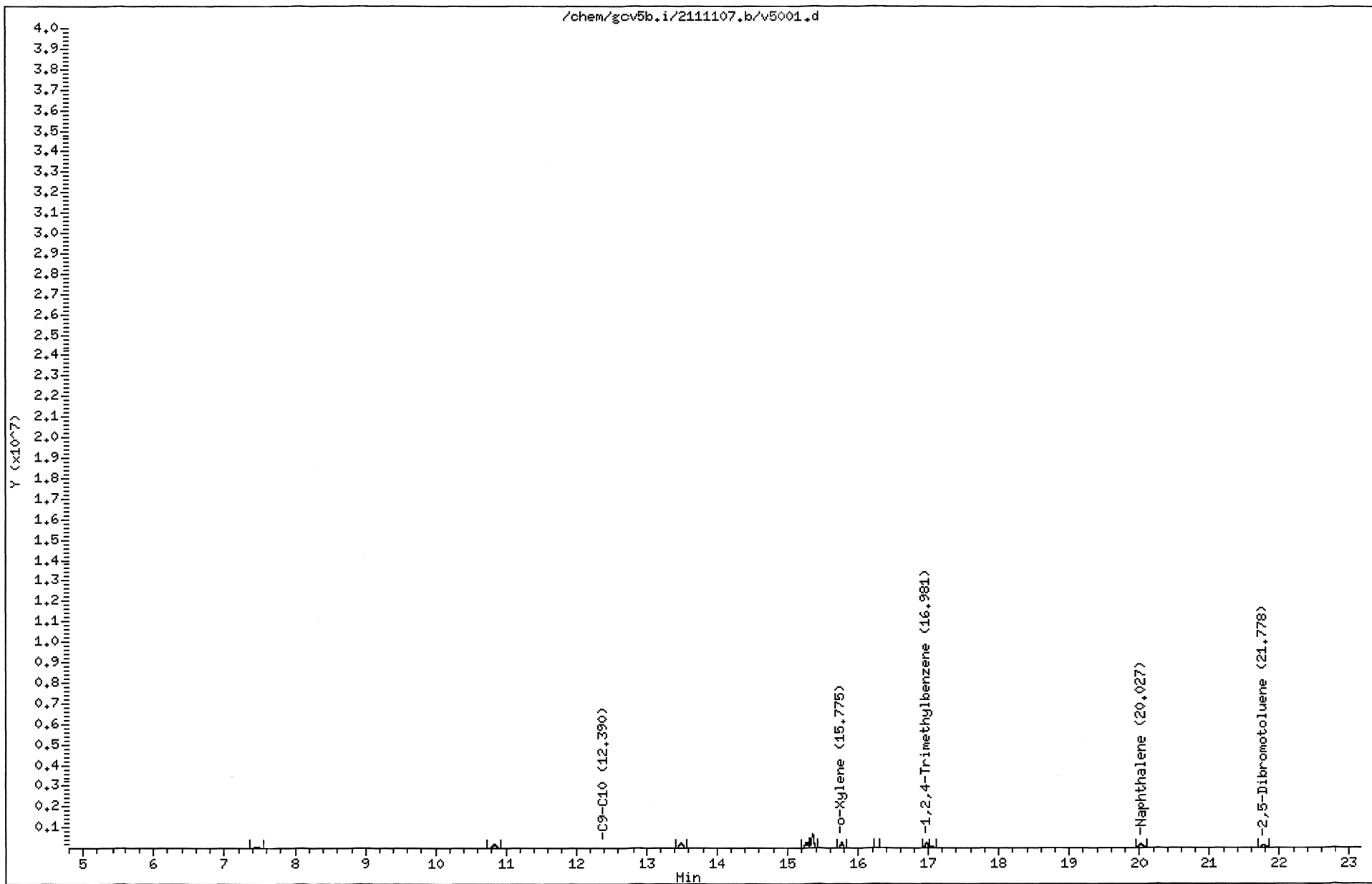
Sample Info: VPH6/12/4

Volume Injected (uL): 1.0

Operator: JAR

Column phase: DB-624-30

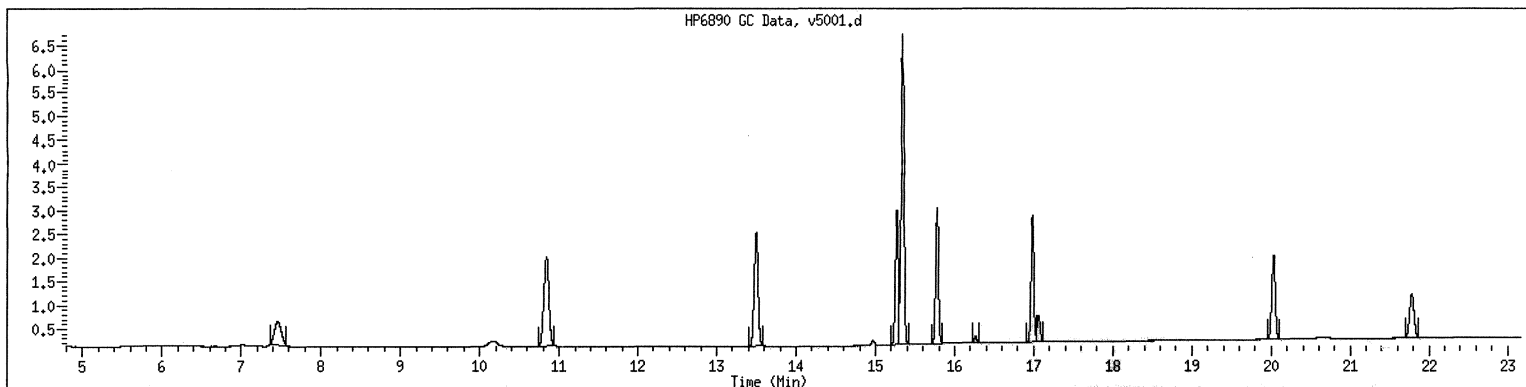
Column diameter: 0.53



211110258 281

MANUAL INTEGRATION GRAPHIC REPORT

Lab ID : VPH6/12/4 SampleType : CCALIB_3
Injection Date: 11/07/2011 11:22 Instrument : gcv5b.i
Operator : JAR
Sample Info : VPH6/12/4
Misc Info :
Method : /var/chem/gcv5b.i/2111107.b/PIDMVPH.m
Dilution : 50.0
Matrix : SOIL
Integrator : Falcon Compound Sublist: aromatic



NO MANUAL INTEGRATIONS

GCAL, Inc.

CONTINUING CALIBRATION COMPOUNDS

Instrument ID: gcv5b.i Injection Date: 07-NOV-2011 16:16
Lab File ID: v5011.d Init. Cal. Date(s): 05-OCT-2011 05-NOV-2011
Analysis Type: SOIL Init. Cal. Times: 17:26 01:52
Lab Sample ID: VPH6/12/4 Quant Type: ESTD
Method: /var/chem/gcv5b.i/2111107.b/PIDMVPH.m

COMPOUND	RRF / AMOUNT	RF50	MIN RRF	MIN %D / %DRIFT	MAX %D / %DRIFT	CURVE TYPE
6 o-Xylene	13570	13412	0.010	1.16027	25.00000	Averaged
7 1,2,4-Trimethylbenzene	12029	13121	0.010	-9.07507	25.00000	Averaged
M 9 C9-C10	12029	13121	0.010	-9.07507	25.00000	Averaged
8 Naphthalene	10186	10461	0.010	-2.69817	25.00000	Averaged
\$ 10 2,5-Dibromotoluene	6992	7139	0.010	-2.10262	30.00000	Averaged

Average %D / Drift Results.

Calculated Average %D/Drift = 4.82224
Maximun Average %D/Drift = 25.00000
* Passed Average %D/Drift Test.

GCAL, Inc.

Data file : /var/chem/gcv5b.i/2111107.b/v5011.d
 Lab Smp Id: VPH6/12/4
 Inj Date : 07-NOV-2011 16:16
 Operator : JAR
 Smp Info : VPH6/12/4
 Misc Info :
 Comment :
 Method : /var/chem/gcv5b.i/2111107.b/PIDMVPH.m
 Meth Date : 08-Nov-2011 13:32 jar
 Cal Date : 05-NOV-2011 01:52
 Als bottle: 1
 Dil Factor: 50.00000
 Integrator: Falcon
 Target Version: 3.50
 Processing Host: org.gcal.com

Inst ID: gcv5b.i

Quant Type: ESTD

Cal File: v5011.d

Continuing Calibration Sample

Compound Sublist: aromatic.sub

Concentration Formula: Amt * DF * Uf * Vt / (Vi * Ws * (100 - M) / 100) * CpndVariab

Name	Value	Description
DF	50.00000	Dilution Factor
Uf	5.00000	Correction factor
Vt	1.00000	Volume of final extract (uL) (1000 low, 2
Vi	1.00000	Volume injected (uL)
Ws	5.00000	Weigth of sample extracted (g)
M	0.00000	% Moisture

Cpnd Variable

Local Compound Variable

Compounds	RT	EXP RT	DLT RT	RESPONSE	AMOUNTS	
					CAL-AMT (ug/L)	ON-COL (ug/L)
6 o-Xylene	15.780	15.780	0.000	670613	50.0000	49.4
7 1,2,4-Trimethylbenzene	16.986	16.986	0.000	656030	50.0000	54.5
M 9 C9-C10				656030	50.0000	54.5
8 Naphthalene	20.036	20.036	0.000	523054	50.0000	51.3
\$ 10 2,5-Dibromotoluene	21.788	21.788	0.000	356954	50.0000	51.0

Data File: /chem/gcv5b.i/2111107.b/v5011.d

Page 1

Date : 07-NOV-2011 16:16

Client ID:

Instrument: gcv5b.i

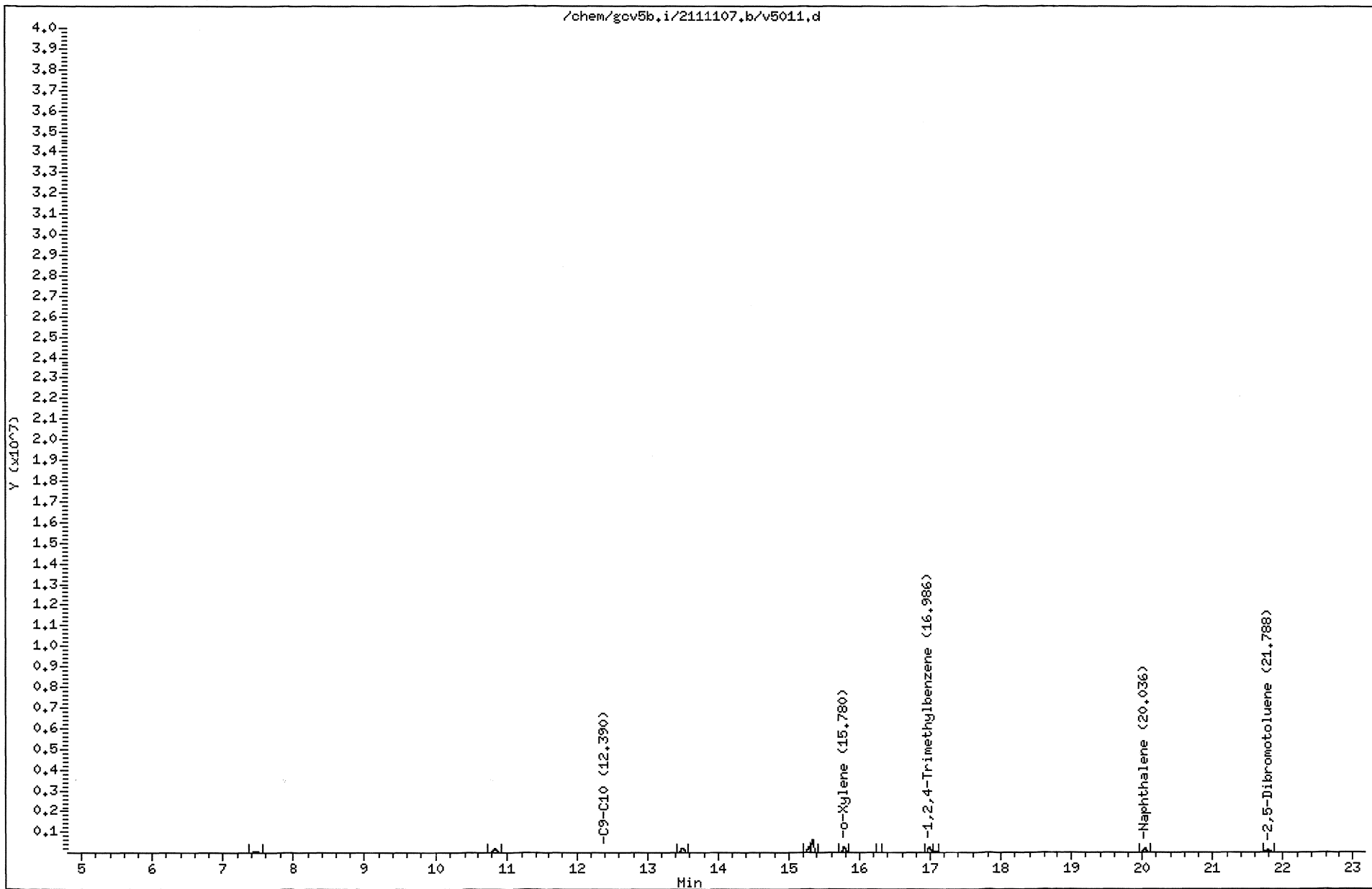
Sample Info: VPH6/12/4

Volume Injected (uL): 1.0

Operator: JAR

Column phase: DB-624-30

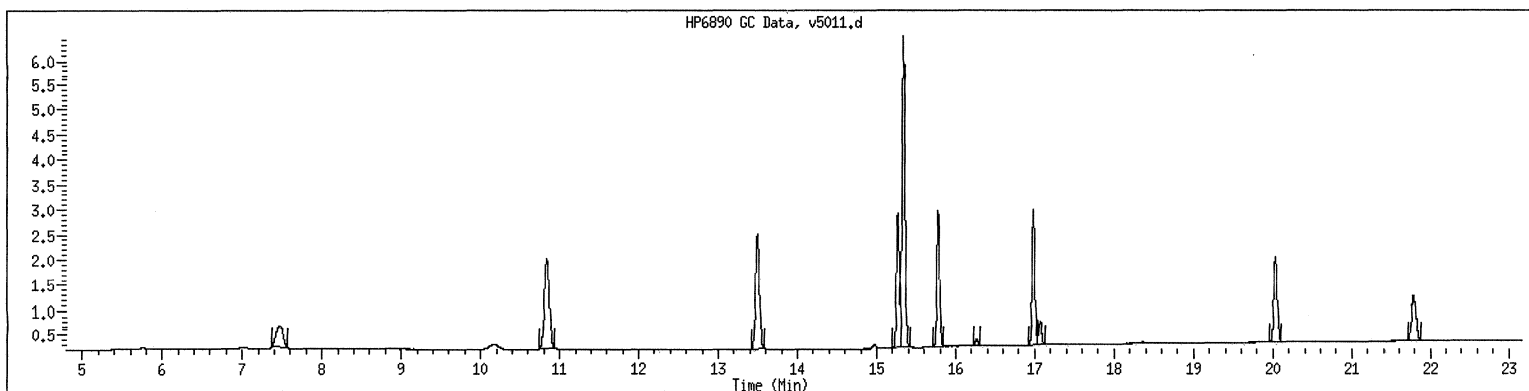
Column diameter: 0,53



211110258 285

MANUAL INTEGRATION GRAPHIC REPORT

Lab ID : VPH6/12/4 SampleType : CCALIB_3
Injection Date: 11/07/2011 16:16 Instrument : gcv5b.i
Operator : JAR
Sample Info : VPH6/12/4
Misc Info :
Method : /var/chem/gcv5b.i/2111107.b/PIDMVPH.m
Dilution : 50.0
Matrix : SOIL
Integrator : Falcon Compound Sublist: aromatic



NO MANUAL INTEGRATIONS

GCAL, Inc.

CONTINUING CALIBRATION COMPOUNDS

Instrument ID: gcv5b.i Injection Date: 07-NOV-2011 23:22
Lab File ID: v5021.d Init. Cal. Date(s): 05-OCT-2011 05-NOV-2011
Analysis Type: WATER Init. Cal. Times: 17:26 01:52
Lab Sample ID: VPH6/12/4 Quant Type: ESTD
Method: /var/chem/gcv5b.i/2111107.b/PIDMVP.H.m

COMPOUND	RRF / AMOUNT	RF50	MIN RRF	MIN %D / %DRIFT	MAX %D / %DRIFT	CURVE TYPE
6 o-Xylene	13570	13889	0.010	-2.35270	25.00000	Averaged
7 1,2,4-Trimethylbenzene	12029	12645	0.010	-5.11962	25.00000	Averaged
M 9 C9-C10	12029	12645	0.010	-5.11962	25.00000	Averaged
8 Naphthalene	10186	11058	0.010	-8.56157	25.00000	Averaged
\$ 10 2,5-Dibromotoluene	6992	7984	0.010	-14.18718	30.00000	Averaged

Average %D / Drift Results.

Calculated Average %D/Drift = 7.06814
Maximun Average %D/Drift - 25.00000
* Passed Average %D/Drift Test.

GCAL, Inc.

Data file : /var/chem/gcv5b.i/2111107.b/v5021.d
 Lab Smp Id: VPH6/12/4
 Inj Date : 07-NOV-2011 23:22
 Operator : JAR
 Smp Info : VPH6/12/4
 Misc Info :
 Comment :
 Method : /var/chem/gcv5b.i/2111107.b/PIDMVPH.m
 Meth Date : 08-Nov-2011 13:32 jar
 Cal Date : 05-NOV-2011 01:52
 Als bottle: 1
 Dil Factor: 1.00000
 Integrator: Falcon
 Target Version: 3.50
 Processing Host: org.gcal.com

Inst ID: gcv5b.i
 Quant Type: ESTD
 Cal File: v5011.d
 Continuing Calibration Sample
 Compound Sublist: aromatic.sub

Concentration Formula: Amt * DF * Uf * Vt / (Vo * Vi) * CpndVariable

Name	Value	Description
DF	1.00000	Dilution Factor
Uf	1.00000	Correction factor
Vt	1.00000	Volume of final extract (mL)
Vo	1.00000	Volume of sample extracted (mL)
Vi	1.00000	Volume injected (uL)

Cpnd Variable

Local Compound Variable

Compounds					AMOUNTS	
	RT	EXP RT	DLT RT	RESPONSE	CAL-AMT (ug/L)	ON-COL (ug/L)
6 o-Xylene	15.777	15.777	0.000	694448	50.0000	51.2
7 1,2,4-Trimethylbenzene	16.983	16.983	0.000	632240	50.0000	52.6
M 9 C9-C10				632240	50.0000	52.6
8 Naphthalene	20.029	20.029	0.000	552917	50.0000	54.3
\$ 10 2,5-Dibromotoluene	21.781	21.781	0.000	399202	50.0000	57.1

Data File: /chem/gcv5b.i/2111107.b/v5021.d

Page 1

Date : 07-NOV-2011 23:22

Client ID:

Instrument: gcv5b.i

Sample Info: VPH6/12/4

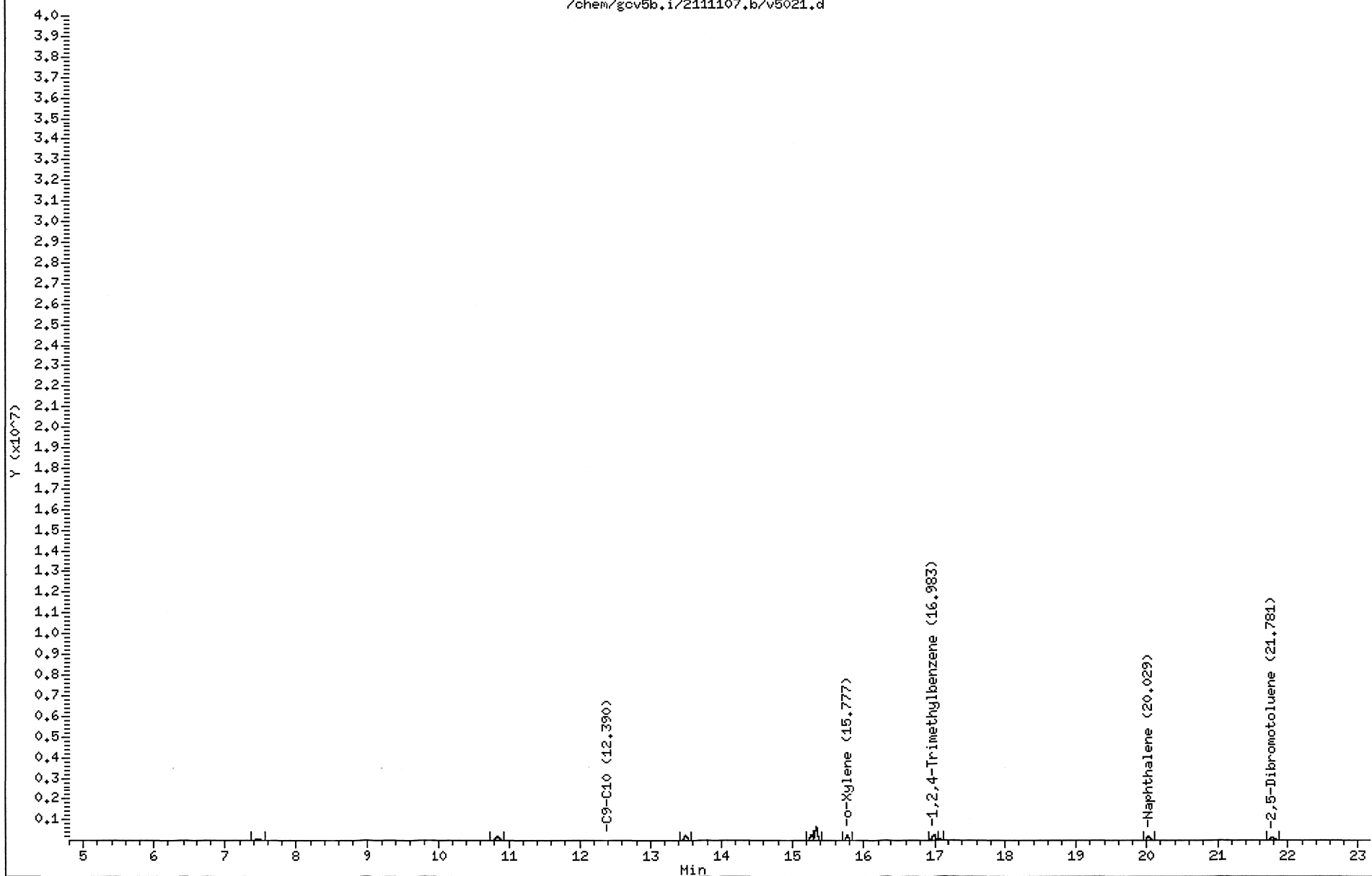
Volume Injected (uL): 1.0

Operator: JAR

Column phase: DB-624-30

Column diameter: 0.53

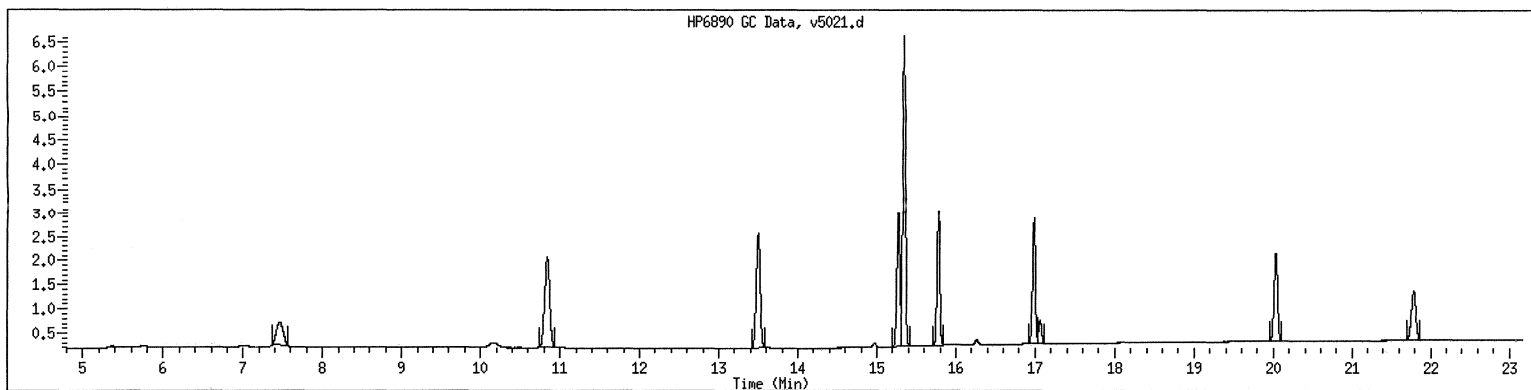
/chem/gcv5b.i/2111107.b/v5021.d



211110258 289

MANUAL INTEGRATION GRAPHIC REPORT

Lab ID : VPH6/12/4 SampleType : CCALIB_3
Injection Date: 11/07/2011 23:22 Instrument : gcv5b.i
Operator : JAR
Sample Info : VPH6/12/4
Misc Info :
Method : /var/chem/gcv5b.i/2111107.b/PIDMVPH.m
Dilution : 1.0
Matrix : WATER
Integrator : Falcon Compound Sublist: aromatic



NO MANUAL INTEGRATIONS

GCAL, Inc.

CONTINUING CALIBRATION COMPOUNDS

Instrument ID: gcv5b.i Injection Date: 08-NOV-2011 01:49
Lab File ID: v5026.d Init. Cal. Date(s): 05-OCT-2011 05-NOV-2011
Analysis Type: WATER Init. Cal. Times: 17:26 01:52
Lab Sample ID: VPH6/12/4 Quant Type: ESTD
Method: /var/chem/gcv5b.i/2111107.b/PIDMVPH.m

COMPOUND	RRF / AMOUNT	RF50	MIN RRF	MIN %D / %DRIFT	MAX %D / %DRIFT	CURVE TYPE
6 o-Xylene	13570	15457	0.010	-13.90535	25.00000	Averaged
7 1,2,4-Trimethylbenzene	12029	14145	0.010	-17.58869	25.00000	Averaged
M 9 C9-C10	12029	14145	0.010	-17.58869	25.00000	Averaged
8 Naphthalene	10186	11684	0.010	-14.70319	25.00000	Averaged
\$ 10 2,5-Dibromotoluene	6992	8054	0.010	-15.19175	30.00000	Averaged

Average %D / Drift Results.

Calculated Average %D/Drift = 15.79553
Maximun Average %D/Drift = 25.00000
* Passed Average %D/Drift Test.

Data File: /chem/gov5b.i/2111107.b/v5026.d

Page 1

Date : 08-NOV-2011 01:49

Client ID:

Instrument: gov5b.i

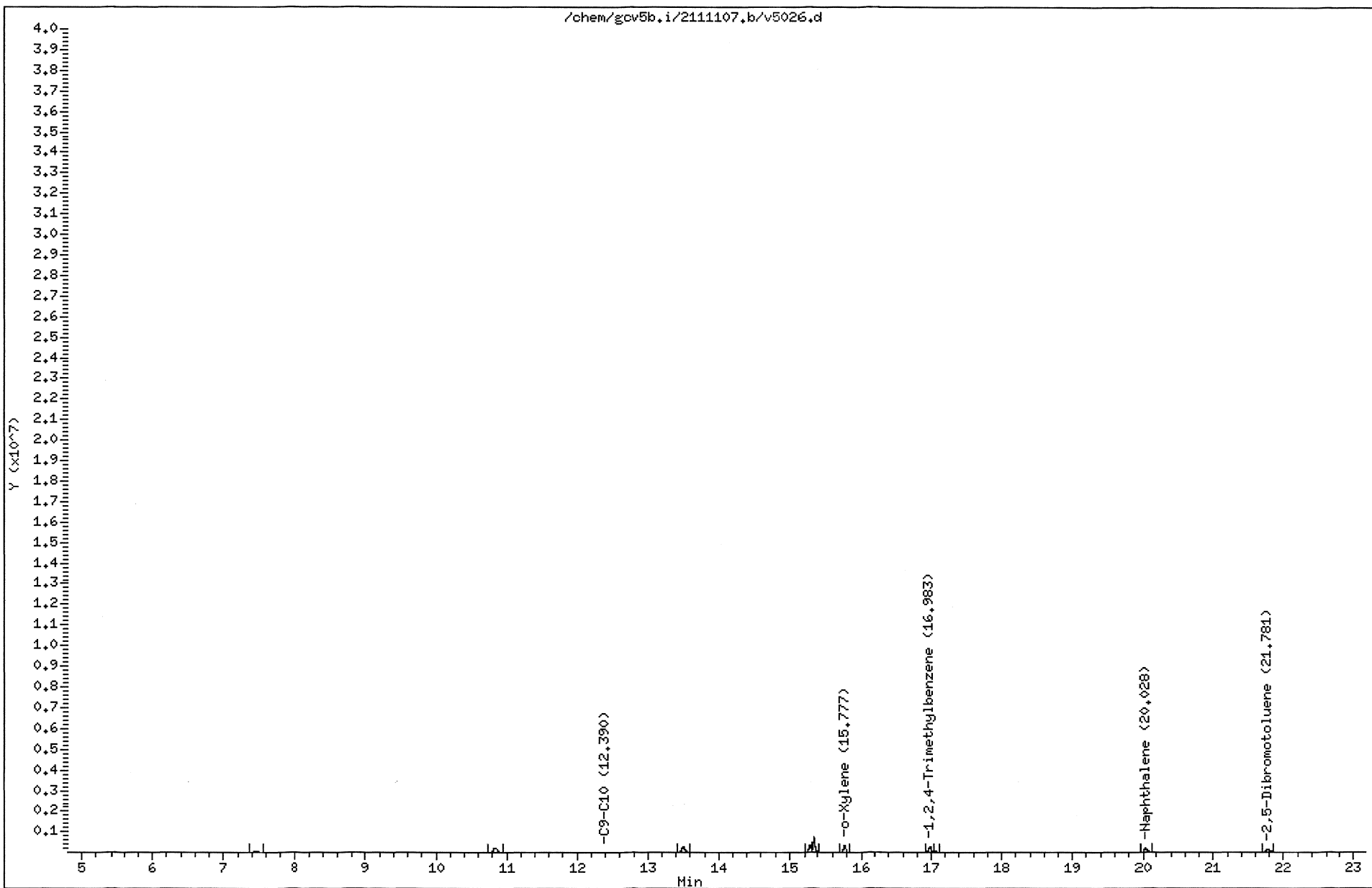
Sample Info: VPH6/12/4

Volume Injected (uL): 1.0

Operator: JAR

Column phase: DB-624-30

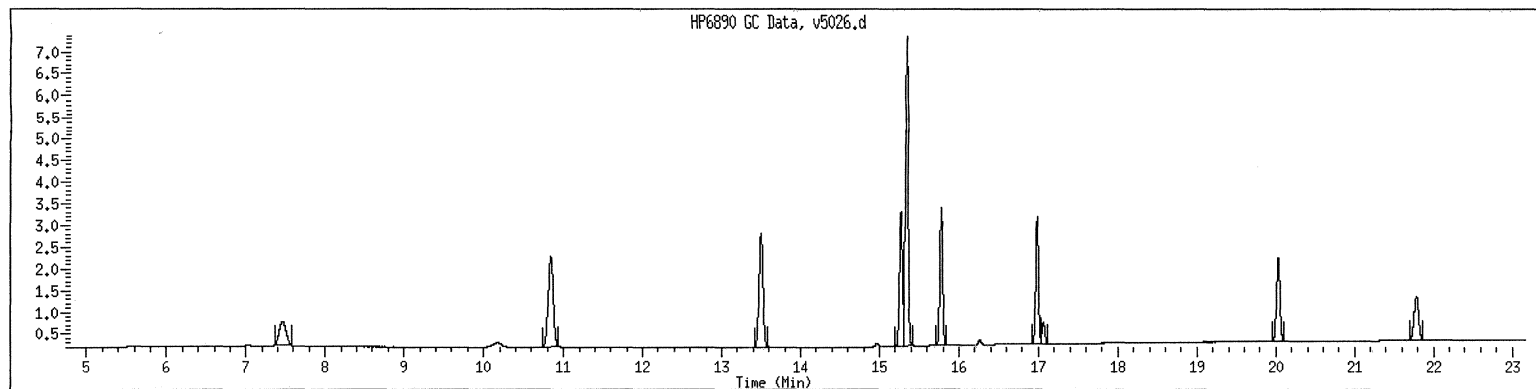
Column diameter: 0.53



211110258 293

MANUAL INTEGRATION GRAPHIC REPORT

Lab ID : VPH6/12/4 SampleType : CCALIB_3
Injection Date: 11/08/2011 01:49 Instrument : gcv5b.i
Operator : JAR
Sample Info : VPH6/12/4
Misc Info :
Method : /var/chem/gcv5b.i/2111107.b/PIDMVPH.m
Dilution : 1.0
Matrix : WATER
Integrator : Falcon Compound Sublist: aromatic



NO MANUAL INTEGRATIONS

GCAL, Inc.

CONTINUING CALIBRATION COMPOUNDS

Instrument ID: gcv5b.i Injection Date: 08-NOV-2011 12:51
Lab File ID: v5031.d Init. Cal. Date(s): 05-OCT-2011 05-NOV-2011
Analysis Type: WATER Init. Cal. Times: 17:26 01:52
Lab Sample ID: vph6/12/4 Quant Type: ESTD
Method: /var/chem/gcv5b.i/2111107.b/PIDMVPH.m

COMPOUND	RRF / AMOUNT	RF50	MIN RRF	MIN %D / %DRIFT	MAX %D / %DRIFT	CURVE TYPE
6 o-Xylene	13570	15321	0.010	-12.90668	25.00000	Averaged
7 1,2,4-Trimethylbenzene	12029	13948	0.010	-15.95659	25.00000	Averaged
M 9 C9-C10	12029	13948	0.010	-15.95659	25.00000	Averaged
8 Naphthalene	10186	12103	0.010	-18.81672	25.00000	Averaged
\$ 10 2,5-Dibromotoluene	6992	8252	0.010	-18.02464	30.00000	Averaged

Average %D / Drift Results.
=====

Calculated Average %D/Drift =	16.33224
Maximun Average %D/Drift =	25.00000

* Passed Average %D/Drift Test.

Data File: /chem/gcv5b.i/2111107.b/v5031.d

Page 1

Date : 08-NOV-2011 12:51

Client ID:

Instrument: gcv5b.i

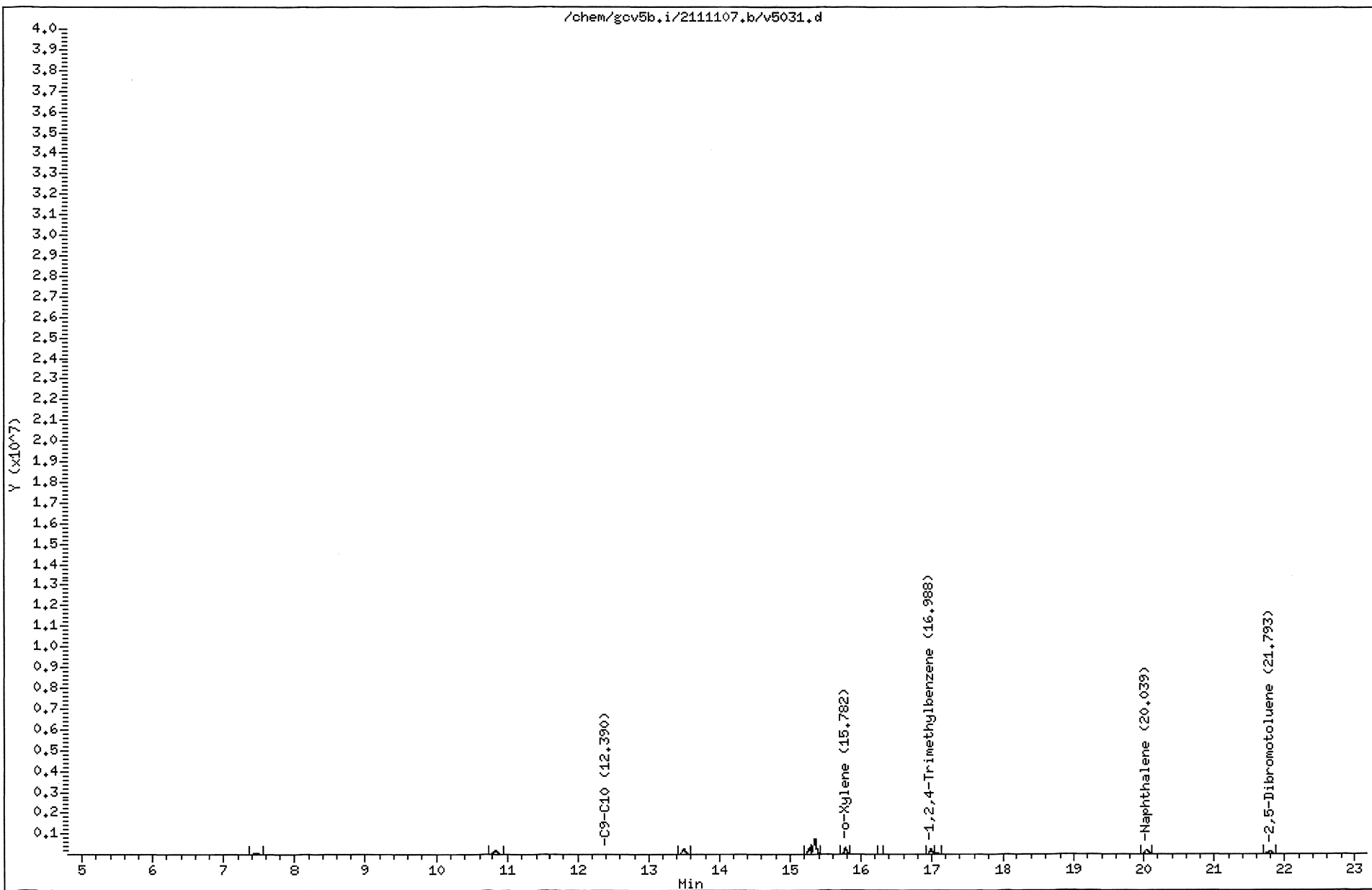
Sample Info: vph6/12/4

Volume Injected (uL): 1.0

Operator: JAR

Column phase: DB-624-30

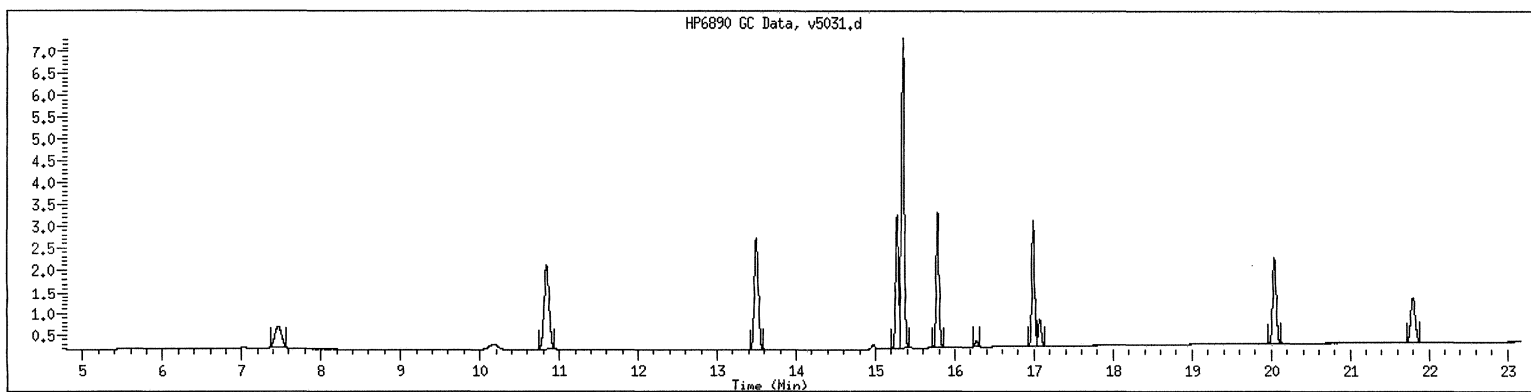
Column diameter: 0,53



211110258 297

MANUAL INTEGRATION GRAPHIC REPORT

Lab ID : vph6/12/4 SampleType : CCALIB_3
Injection Date: 11/08/2011 12:51 Instrument : gcv5b.i
Operator : JAR
Sample Info : vph6/12/4
Misc Info :
Method : /var/chem/gcv5b.i/2111107.b/PIDMVPH.m
Dilution : 1.0
Matrix : WATER
Integrator : Falcon Compound Sublist: aromatic



NO MANUAL INTEGRATIONS

GCAL, Inc.

INITIAL CALIBRATION DATA

Start Cal Date : 04-NOV-2011 20:57
 End Cal Date : 05-NOV-2011 01:52
 Quant Method : ESTD
 Origin : Disabled
 Target Version : 3.50
 Integrator : Falcon
 Method file : /var/chem/gcv5a.i/2111107.b/FIDMVPH.m
 Cal Date : 17-Nov-2011 15:51 bmr
 Curve Type : Average

Calibration File Names:

- Level 1: /var/chem/gcv5a.i/2111104p.b/v5003.d
- Level 2: /var/chem/gcv5a.i/2111104p.b/v5005.d
- Level 3: /var/chem/gcv5a.i/2111104p.b/v5007.d
- Level 4: /var/chem/gcv5a.i/2111104p.b/v5009.d
- Level 5: /var/chem/gcv5a.i/2111104p.b/v5011.d
- Level 6: /var/chem/gcv5a.i/2111104p.b/v5001.d

Compound	10.000 Level 1	20.000 Level 2	50.000 Level 3	80.000 Level 4	100.000 Level 5	5.000 Level 6	RRF	% RSD
1 n-Pentane	10671	10211	8851	7571	6259	10437	9000	19.814
M 2 C5-C8	10727	11023	9557	8858	7420	11346	9822	15.343
3 2-Methyl Pentane	10850	12110	10178	9578	7894	12016	10438	15.288
4 MTBE	++++	++++	++++	++++	++++	++++	++++	++++
M 5 C9-C12	5516	5527	5414	6329	6009	3831	5437	15.859
6 Isooctane	10661	10749	9640	9426	8105	11583	10027	12.254
7 Benzene	++++	++++	++++	++++	++++	++++	++++	++++
8 Toluene	++++	++++	++++	++++	++++	++++	++++	++++
9 n-Nonane	++++	++++	++++	++++	++++	++++	++++	++++
10 Ethylbenzene	++++	++++	++++	++++	++++	++++	++++	++++
11 m,p-Xylene	++++	++++	++++	++++	++++	++++	++++	++++
12 o-Xylene	++++	++++	++++	++++	++++	++++	++++	++++
13 n-Decane	5176	5085	5107	6409	6110	5443	5555	10.232
14 1,2,4-Trimethylbenzene	++++	++++	++++	++++	++++	++++	++++	++++
15 n-Butylcyclohexane	5856	5968	5721	6249	5908	6049	5958	3.021
16 Naphthalene	9352	9011	8945	8433	8525	++++	8853	4.247
\$ 17 2,5-Dibromotoluene	3190	3009	3100	2787	2825	3028	2990	5.238

GCAL, Inc.

INITIAL CALIBRATION DATA

Start Cal Date : 04-NOV-2011 20:57
End Cal Date : 05-NOV-2011 01:52
Quant Method : ESTD
Origin : Disabled
Target Version : 3.50
Integrator : Falcon
Method file : /var/chem/gcv5a.i/2111107.b/FIDMVPH.m
Cal Date : 17-Nov-2011 15:51 bmr
Curve Type : Average

```
|Average %RSD Results. |  
|=====|  
|Calculated Average %RSD = 11.25516 |  
|Maximun Average %RSD = 25.00000 |  
|* Passed Average %RSD Test. |  
|_____|
```

GCAL, Inc.

Data file : /var/chem/gcv5a.i/2111104p.b/v5001.d
 Lab Smp Id: VPH05/6/12/4
 Inj Date : 04-NOV-2011 20:57
 Operator : JAR
 Smp Info : VPH05/6/12/4
 Misc Info :
 Comment :
 Method : /var/chem/gcv5a.i/2111104p.b/FIDMVPH.m
 Meth Date : 07-Nov-2011 10:29 jar
 Cal Date : 04-NOV-2011 20:57
 Als bottle: 1
 Dil Factor: 1.00000
 Integrator: Falcon
 Target Version: 3.50
 Processing Host: org.gcal.com

Inst ID: gcv5a.i
 Quant Type: ESTD
 Cal File: v5001.d
 Calibration Sample, Level: 6
 Compound Sublist: aliphatic1+surr.sub

Concentration Formula: Amt * DF * Uf * Vt / (Vo * Vi) * CpndVariable

Name	Value	Description
DF	1.00000	Dilution Factor
Uf	1.00000	Correction factor
Vt	1.00000	Volume of final extract (mL)
Vo	1.00000	Volume of sample extracted (mL)
Vi	1.00000	Volume injected (uL)

Cpnd Variable

Local Compound Variable

Compounds	RT	EXP RT	DLT RT	RESPONSE	AMOUNTS	
					CAL-AMT (ug/L)	ON-COL (ug/L)
M 2 C5-C8				170184	15.0000	16.3
1 n-Pentane	5.268	5.268	0.000	52185	5.00000	5.4 (M1)
3 2-Methyl Pentane	6.485	6.485	0.000	60082	5.00000	5.4 (M1)
6 Isooctane	9.561	9.561	0.000	57917	5.00000	5.4 (M1)
13 n-Decane	15.962	15.962	0.000	27213	5.00000	5.2 (M1)
15 n-Butylcyclohexane	16.745	16.745	0.000	30246	5.00000	5.1 (M1)
16 Naphthalene	19.622	19.622	0.000	47160	5.00000	5.3 (M1)
M 5 C9-C12				57459	15.0000	10.3
§ 17 2,5-Dibromotoluene	21.297	21.297	0.000	151381	50.0000	49.4 (M1)

QC Flag Legend

M1- Compound response manually integrated because
Target system did not integrate.

Data File: /chem/gcv5a.i/2111104p.b/v5001.d

Page 1

Date : 04-NOV-2011 20:57

Client ID:

Instrument: gcv5a.i

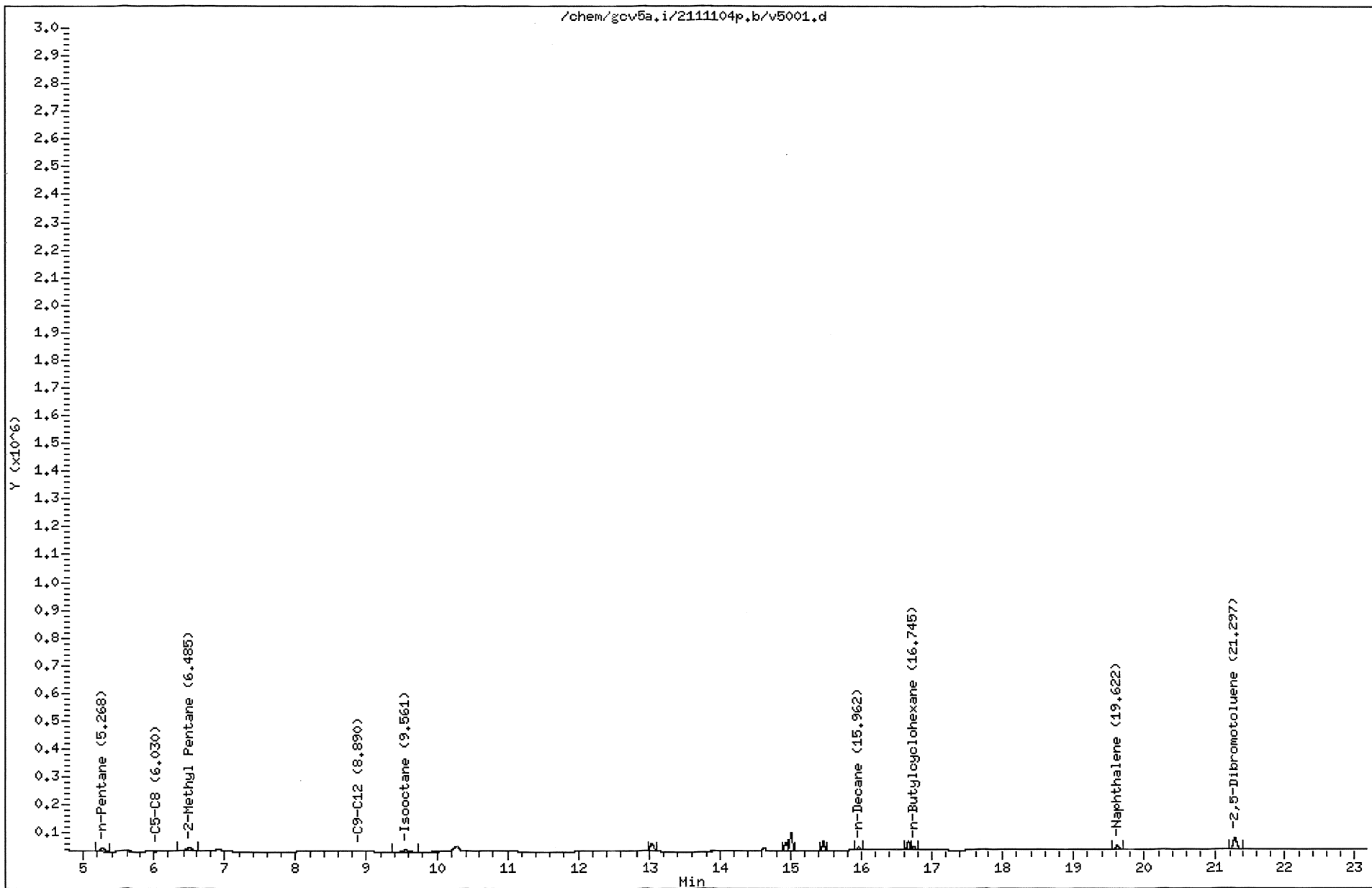
Sample Info: VPH05/6/12/4

Volume Injected (uL): 1.0

Operator: JAR

Column phase: DB-624-30

Column diameter: 0.53

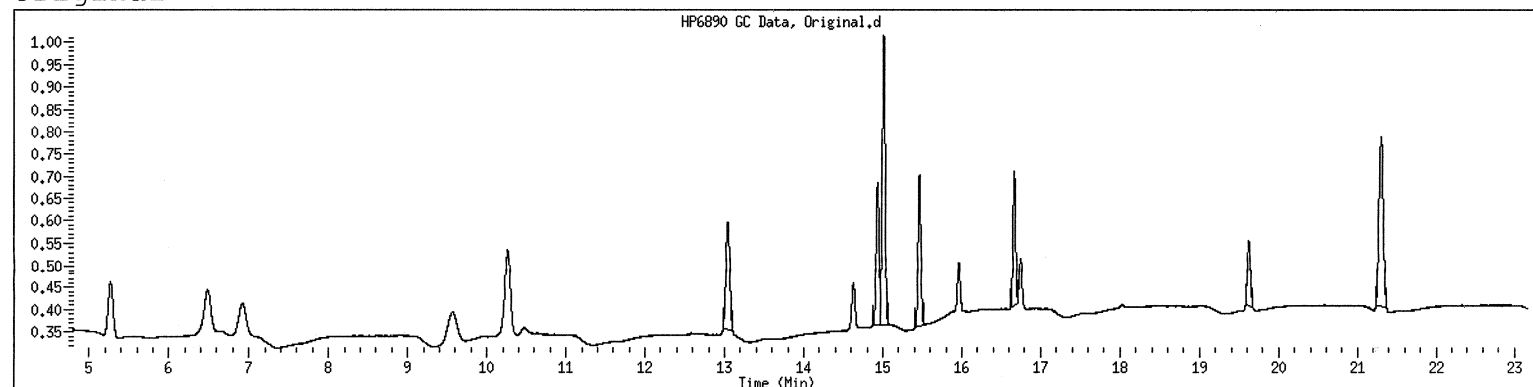


211110258 303

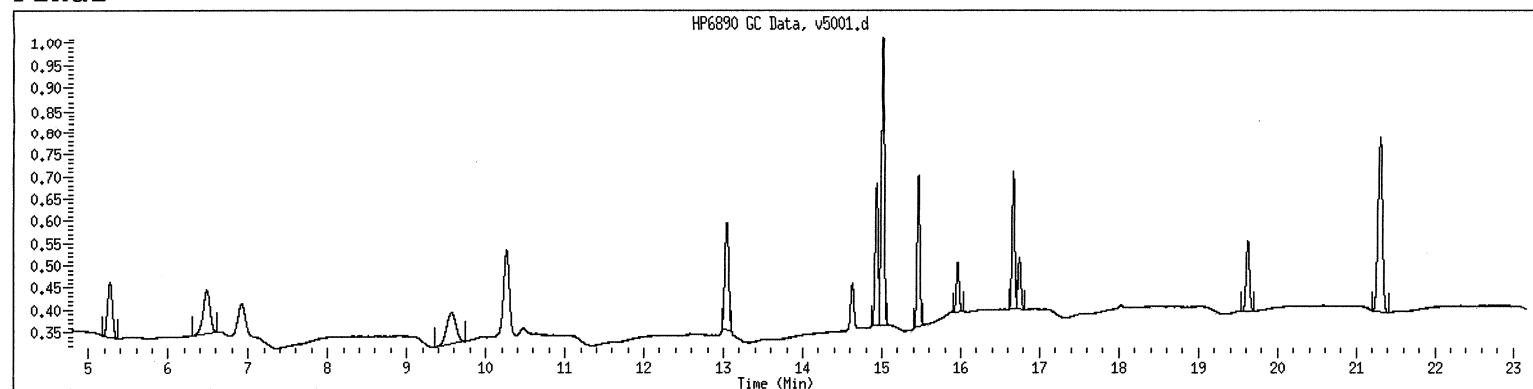
MANUAL INTEGRATION GRAPHIC REPORT

Lab ID : VPH05/6/12/4 SampleType : CALIB_6
Injection Date: 11/04/2011 20:57 Instrument : gcv5a.i
Operator : JAR
Sample Info : VPH05/6/12/4
Misc Info :
Method : /var/chem/gcv5a.i/2111104p.b/FIDMVPH.m
Dilution : 1.0
Matrix : WATER
Integrator : Falcon Compound Sublist: aliphatic1+surr

Original



Final



QC Flag Legend

M1- Compound response manually integrated because
Target system did not integrate.

Data File: /chem/gov5a.i/2111104p.b/v5003.d

Page 1

Date : 04-NOV-2011 21:56

Client ID:

Instrument: gov5a.i

Sample Info: VPH10/6/12/4

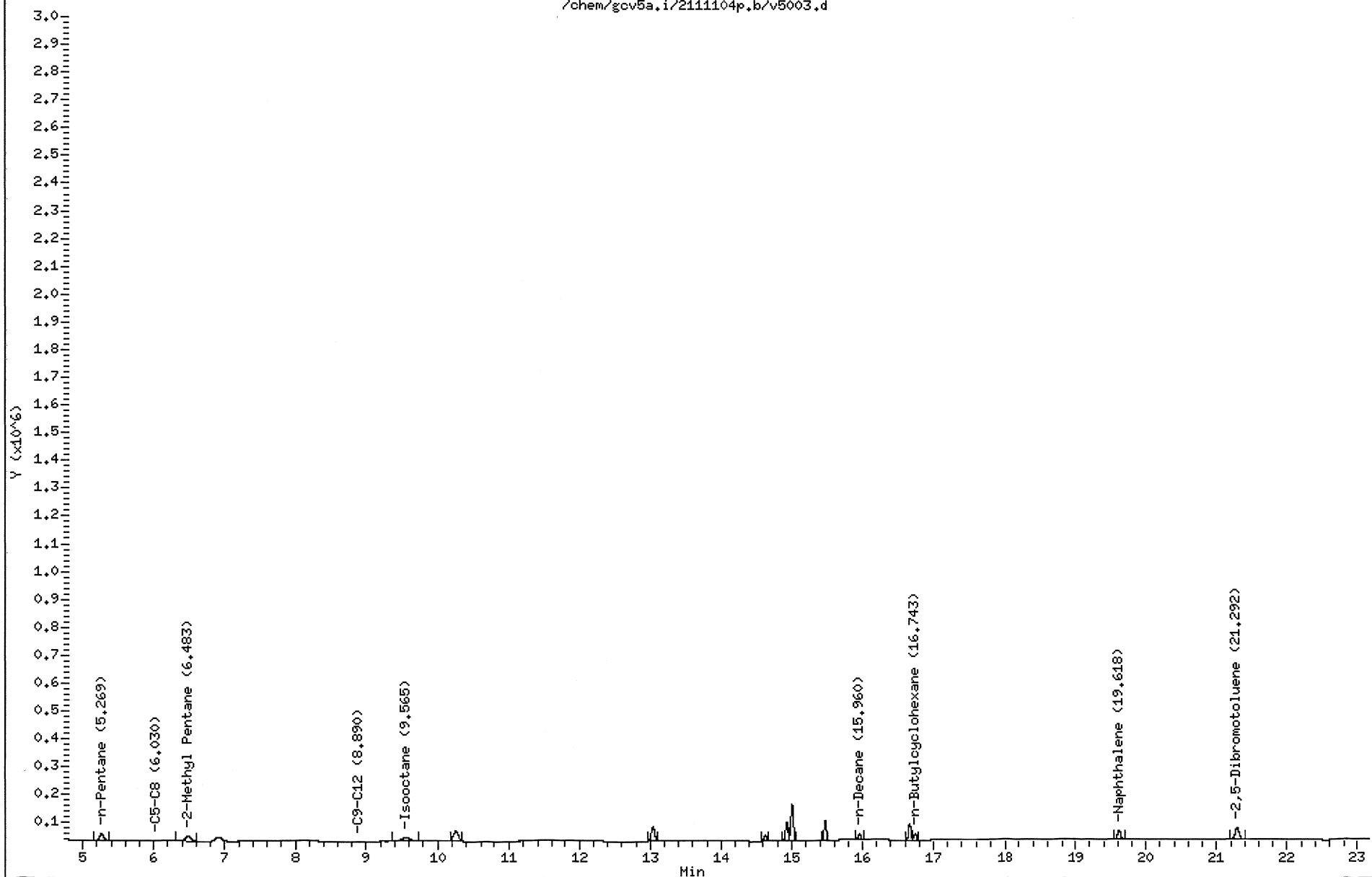
Volume Injected (uL): 1.0

Operator: JAR

Column phase: DB-624-30

Column diameter: 0.53

/chem/gov5a.i/2111104p.b/v5003.d

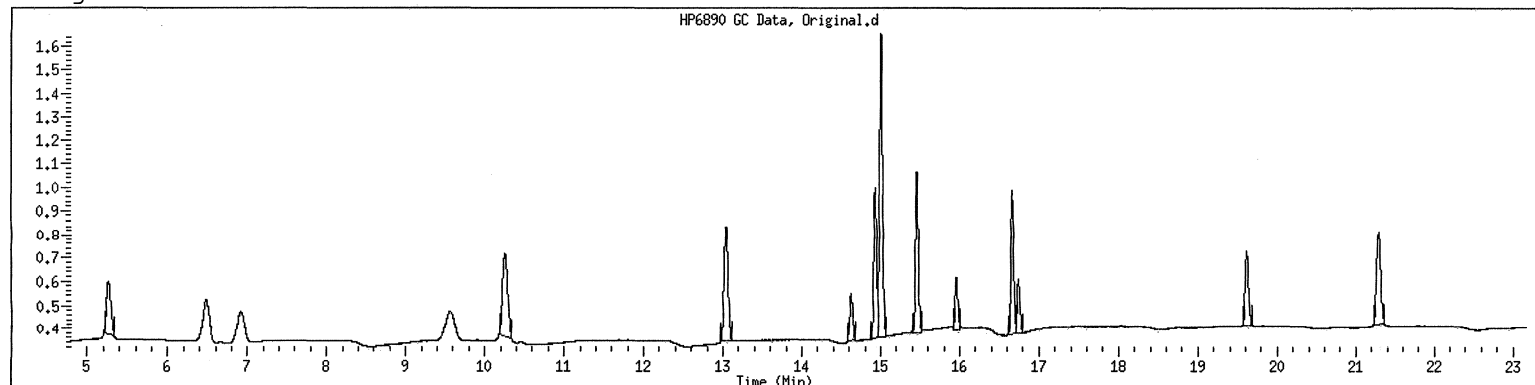


211110258 307

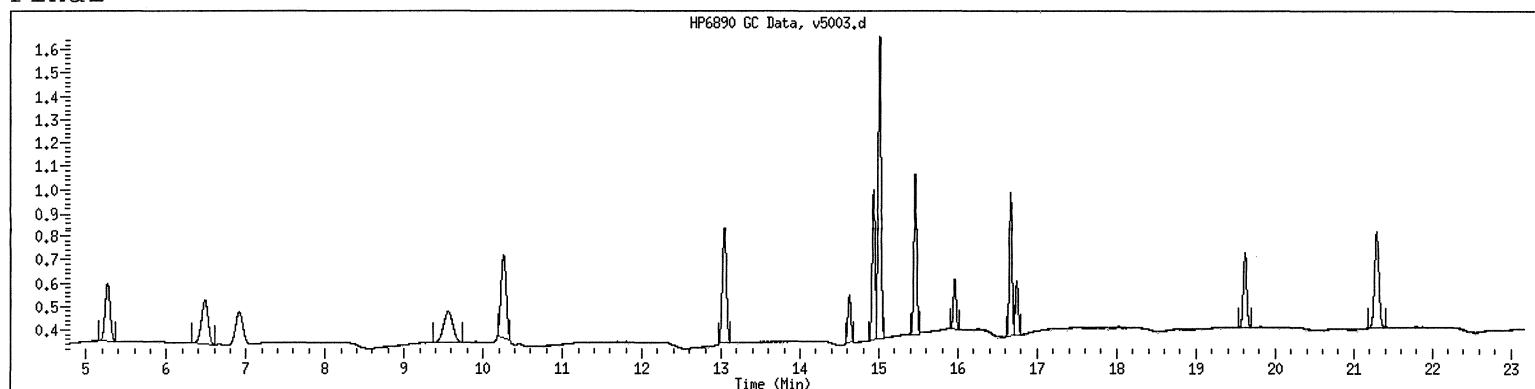
MANUAL INTEGRATION GRAPHIC REPORT

Lab ID : VPH10/6/12/4 SampleType : CALIB_1
Injection Date: 11/04/2011 21:56 Instrument : gcv5a.i
Operator : JAR
Sample Info : VPH10/6/12/4
Misc Info :
Method : /var/chem/gcv5a.i/2111104p.b/FIDMVPH.m
Dilution : 1.0
Matrix : WATER
Integrator : Falcon Compound Sublist: aliphatic1+surr

Original



Final



QC Flag Legend

M1- Compound response manually integrated because
Target system did not integrate.

Data File: /chem/gcv5a.i/2111104p.b/v5005.d

Page 1

Date : 04-NOV-2011 22:55

Client ID:

Instrument: gcv5a.i

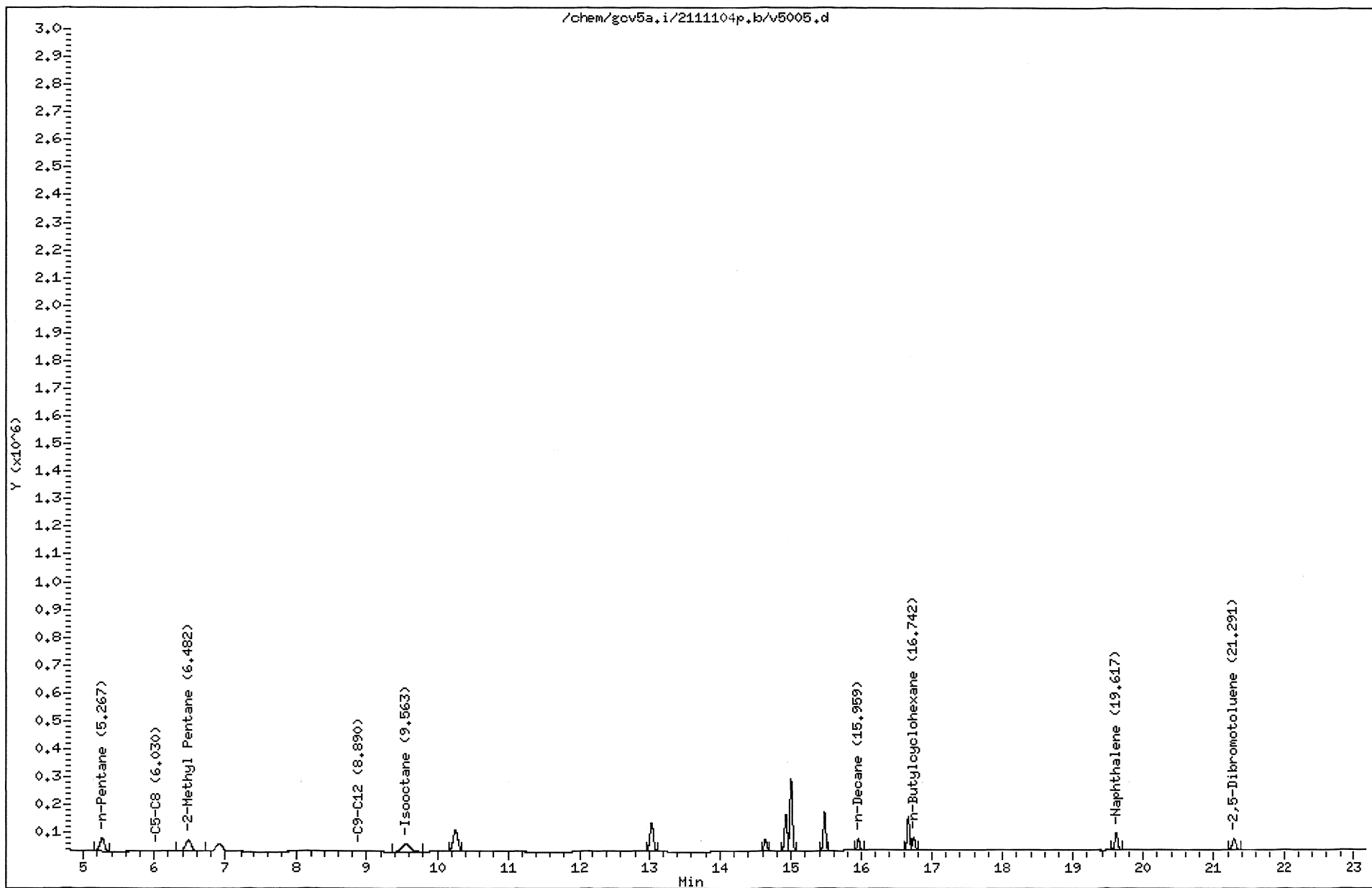
Sample Info: VPH20/6/12/4

Volume Injected (uL): 1.0

Operator: JAR

Column phase: DB-624-30

Column diameter: 0.53

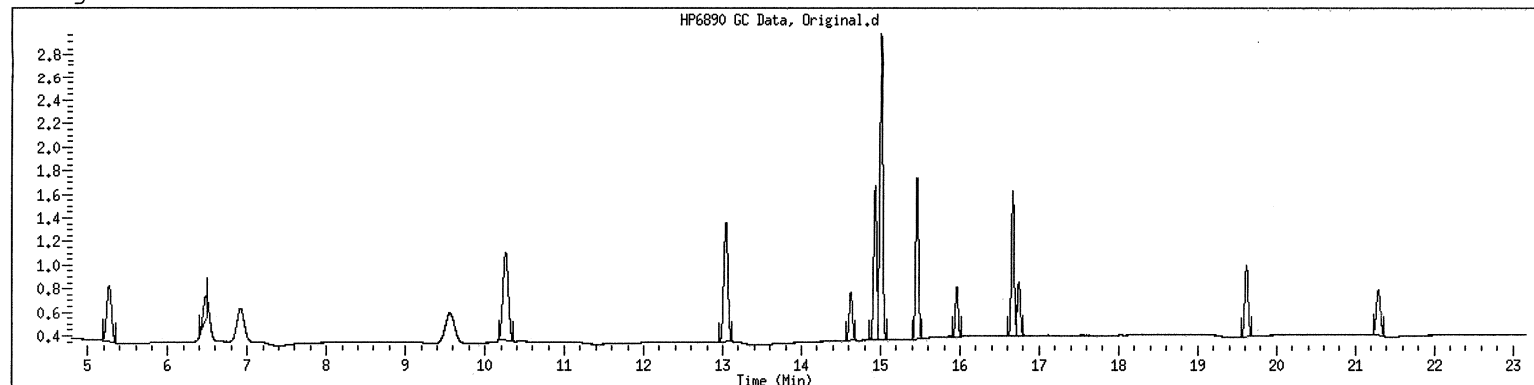


211110258 311

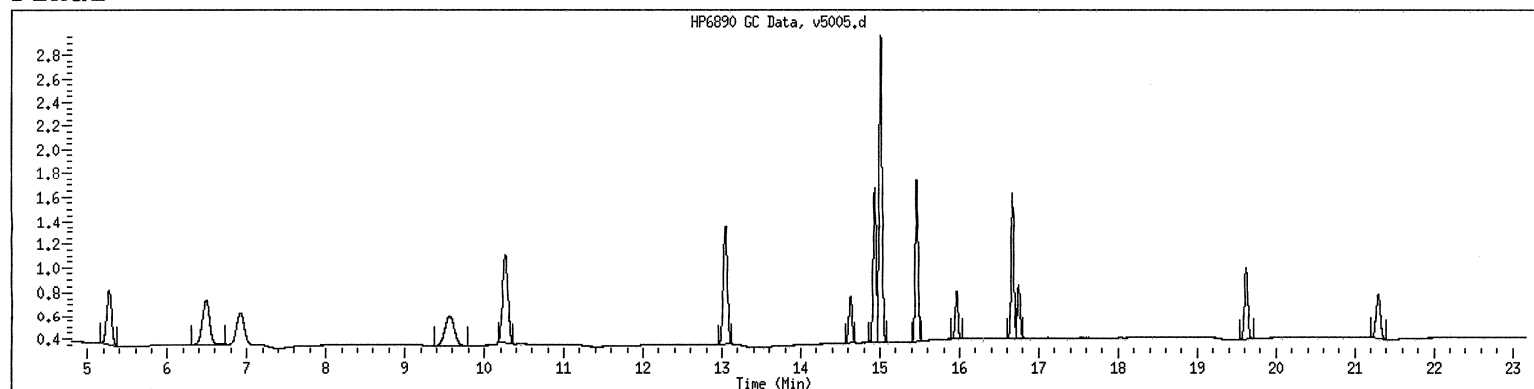
MANUAL INTEGRATION GRAPHIC REPORT

Lab ID : VPH20/6/12/4 SampleType : CALIB_2
Injection Date: 11/04/2011 22:55 Instrument : gcv5a.i
Operator : JAR
Sample Info : VPH20/6/12/4
Misc Info :
Method : /var/chem/gcv5a.i/2111104p.b/FIDMVPH.m
Dilution : 1.0
Matrix : WATER
Integrator : Falcon Compound Sublist: aliphatic1+surr

Original



Final



QC Flag Legend

M1- Compound response manually integrated because
Target system did not integrate.

Data File: /chem/gcv5a.i/2111104p.b/v5007.d

Page 1

Date : 04-NOV-2011 23:54

Client ID:

Instrument: gcv5a.i

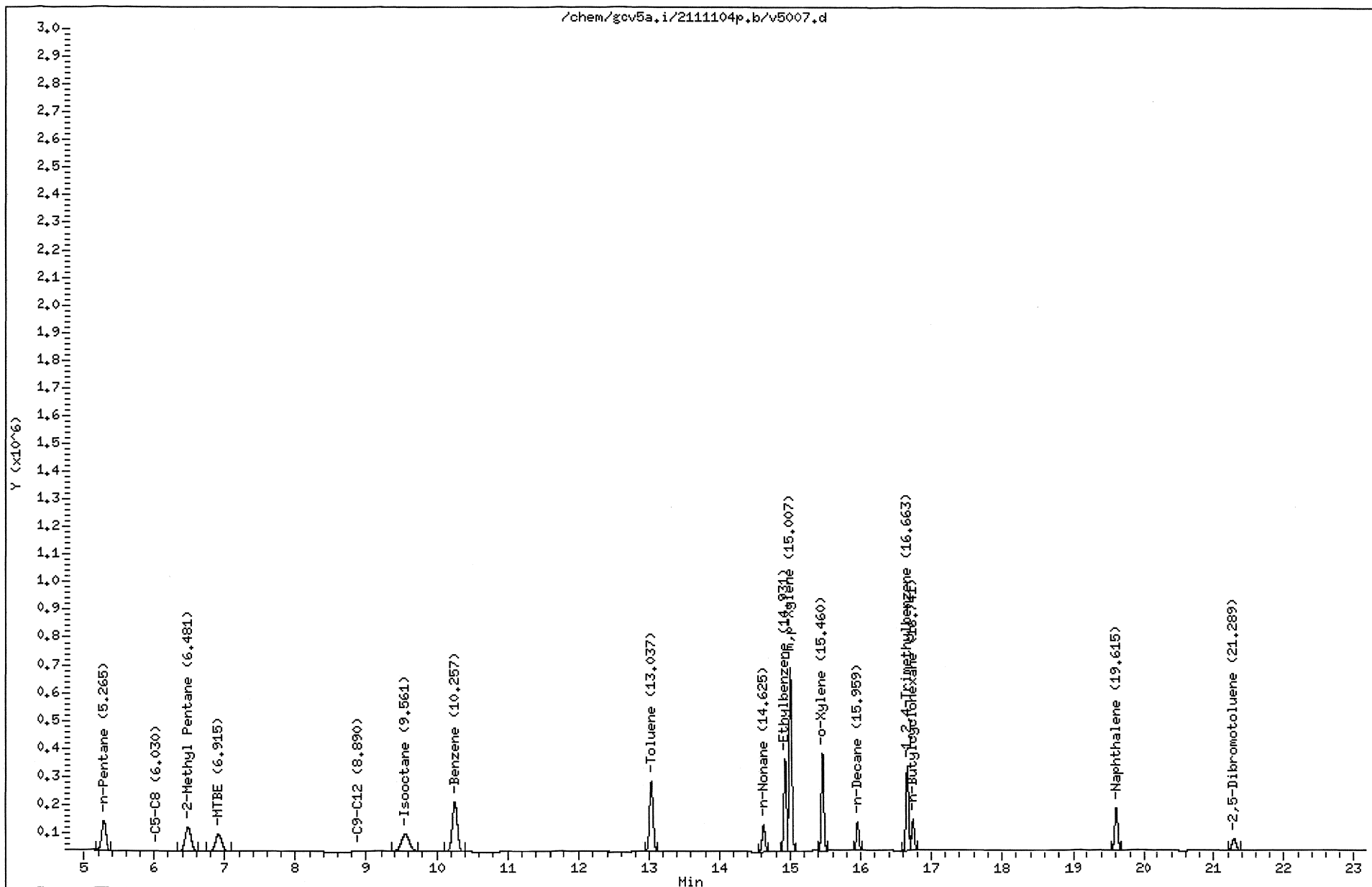
Sample Info: VPH50/6/12/4

Volume Injected (uL): 1.0

Operator: JAR

Column phase: DB-624-30

Column diameter: 0.53

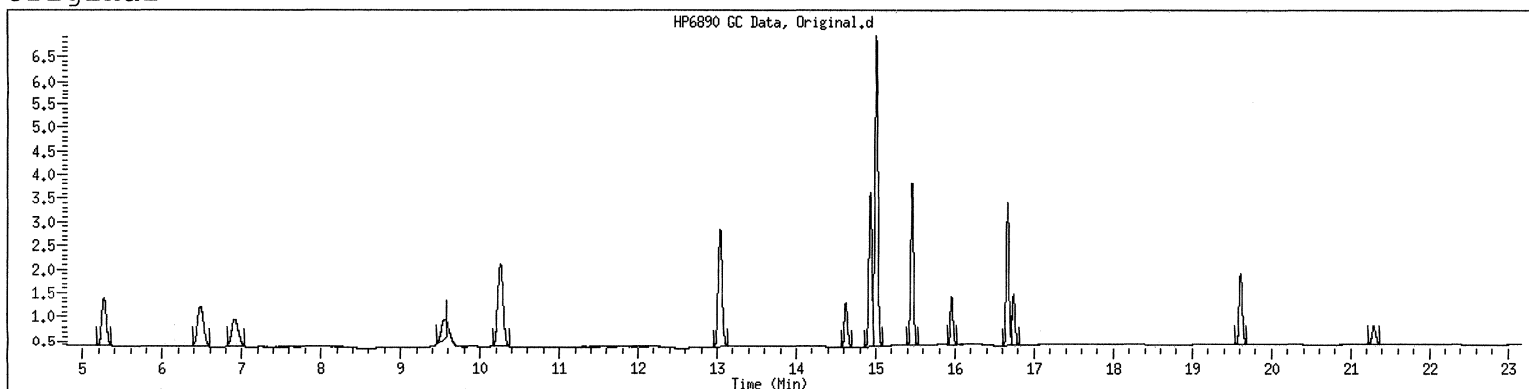


211110258 315

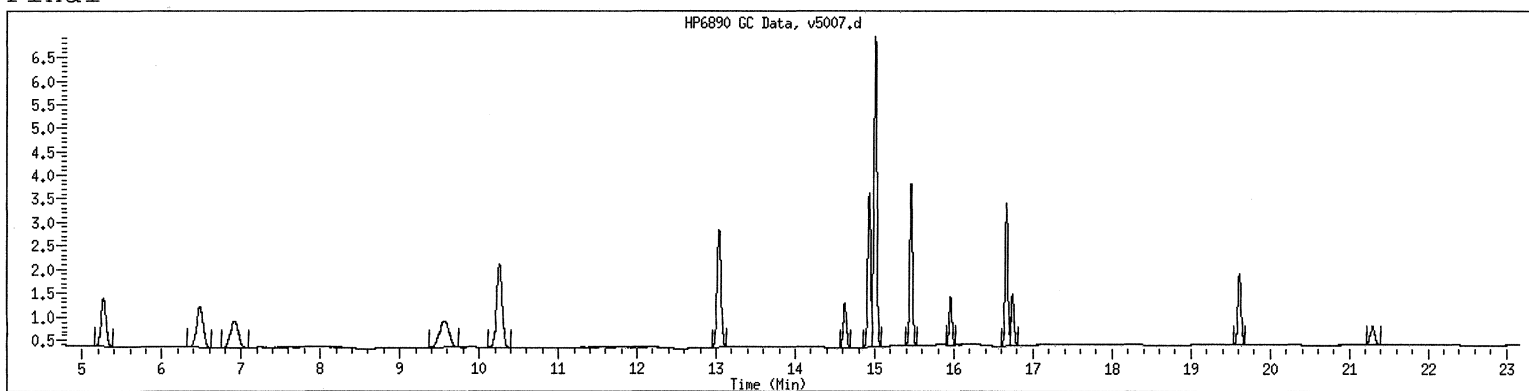
MANUAL INTEGRATION GRAPHIC REPORT

Lab ID : VPH50/6/12/4 SampleType : CALIB_3
Injection Date: 11/04/2011 23:54 Instrument : gcv5a.i
Operator : JAR
Sample Info : VPH50/6/12/4
Misc Info :
Method : /var/chem/gcv5a.i/2111104p.b/FIDMVPH.m
Dilution : 1.0
Matrix : WATER
Integrator : Falcon Compound Sublist: aliphatic1+surr

Original



Final



GCAL, Inc.

Data file : /var/chem/gcv5a.i/2111104p.b/v5009.d
 Lab Smp Id: VPH80/6/12/4
 Inj Date : 05-NOV-2011 00:53
 Operator : JAR
 Smp Info : VPH80/6/12/4
 Misc Info :
 Comment :
 Method : /var/chem/gcv5a.i/2111104p.b/FIDMVPH.m
 Meth Date : 07-Nov-2011 10:29 jar
 Cal Date : 05-NOV-2011 00:53
 Als bottle: 1
 Dil Factor: 1.00000
 Integrator: Falcon
 Target Version: 3.50
 Processing Host: org.gcal.com

Inst ID: gcv5a.i
 Quant Type: ESTD
 Cal File: v5009.d
 Calibration Sample, Level: 4
 Compound Sublist: aliphatic1+surr.sub

Concentration Formula: Amt * DF * Uf * Vt / (Vo * Vi) * CpndVariable

Name	Value	Description
DF	1.00000	Dilution Factor
Uf	1.00000	Correction factor
Vt	1.00000	Volume of final extract (mL)
Vo	1.00000	Volume of sample extracted (mL)
Vi	1.00000	Volume injected (uL)

Cpnd Variable

Local Compound Variable

Compounds	RT	EXP RT	DLT RT	RESPONSE	AMOUNTS	
					CAL-AMT (ug/L)	ON-COL (ug/L)
M 2 C5-C8				2126034	240.000	206
1 n-Pentane	5.264	5.264	0.000	605714	80.0000	63.4
3 2-Methyl Pentane	6.481	6.481	0.000	766261	80.0000	70.0 (M1)
6 Isooctane	9.559	9.559	0.000	754059	80.0000	72.4 (M1)
13 n-Decane	15.958	15.958	0.000	512745	80.0000	94.2
15 n-Butylcyclohexane	16.740	16.740	0.000	499891	80.0000	83.8 (M1)
16 Naphthalene	19.614	19.614	0.000	674677	80.0000	75.5
M 5 C9-C12				1012636	160.000	178
\$ 17 2,5-Dibromotoluene	21.288	21.288	0.000	139338	50.0000	46.1

QC Flag Legend

M1- Compound response manually integrated because
Target system did not integrate.

Data File: /chem/gcv5a.i/2111104p.b/v5009.d

Page 1

Date : 05-NOV-2011 00:53

Client ID:

Instrument: gcv5a.i

Sample Info: VPH80/6/12/4

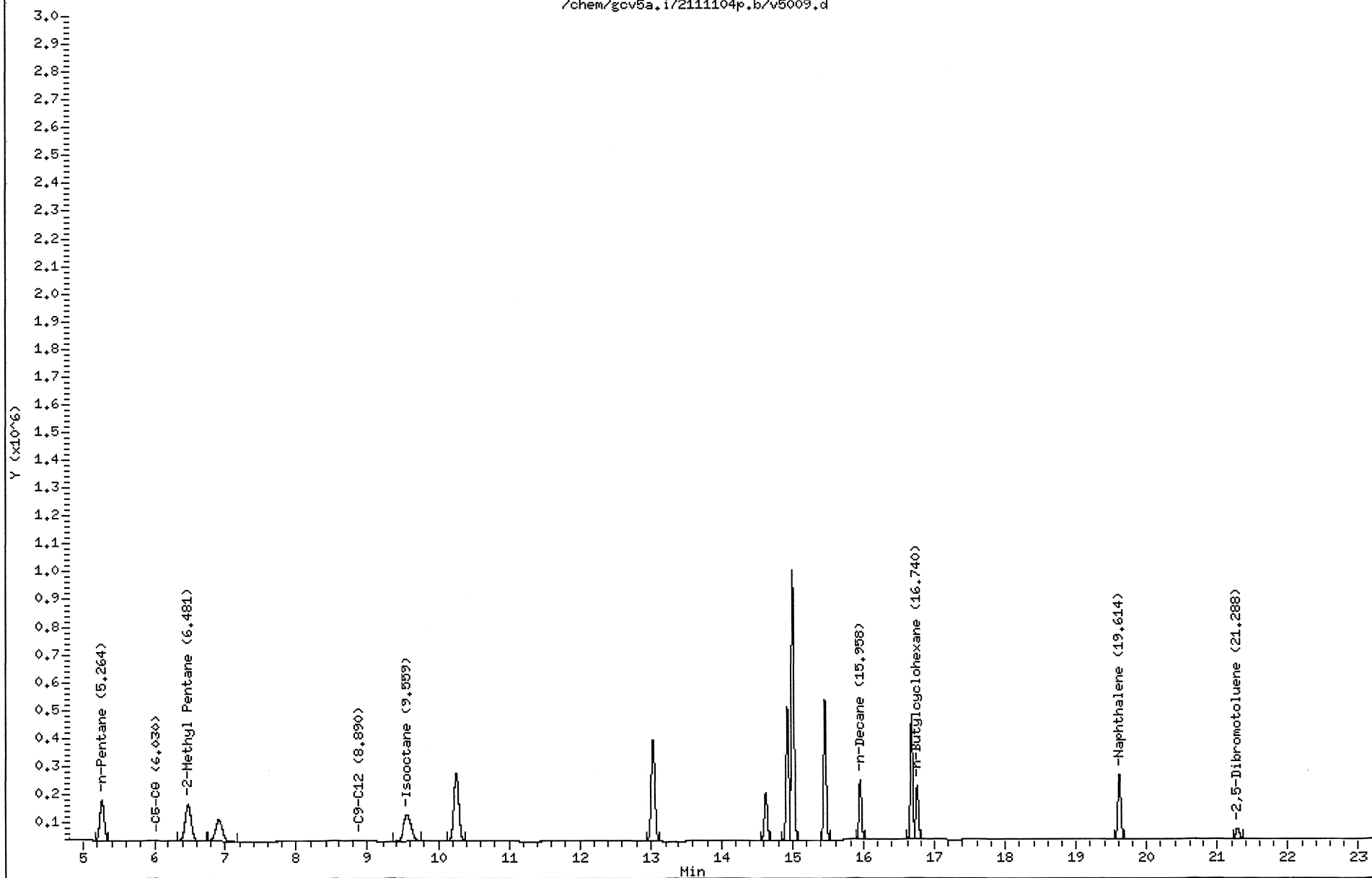
Volume Injected (uL): 1.0

Operator: JAR

Column phase: DB-624-30

Column diameter: 0.53

/chem/gcv5a.i/2111104p.b/v5009.d

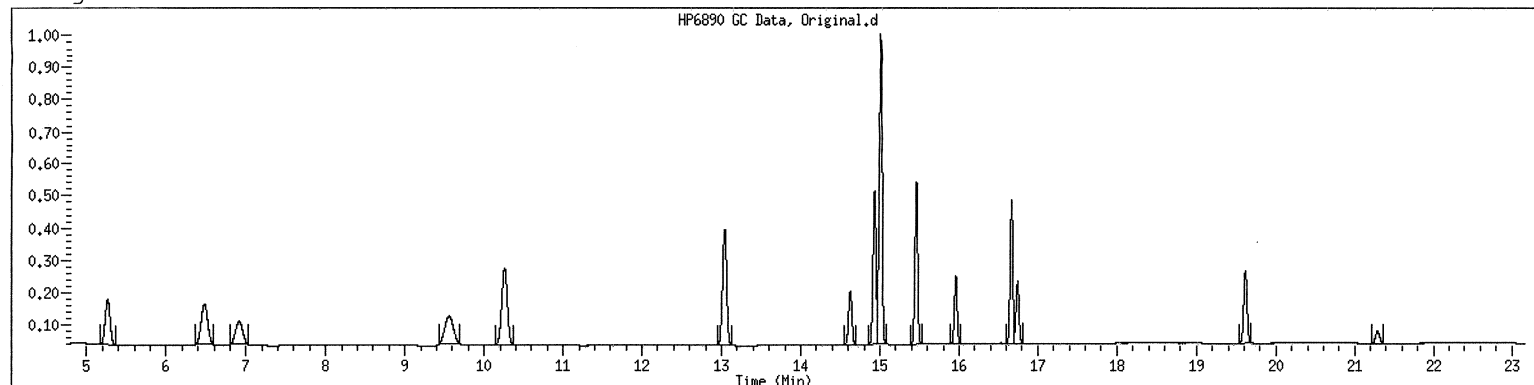


211110258 319

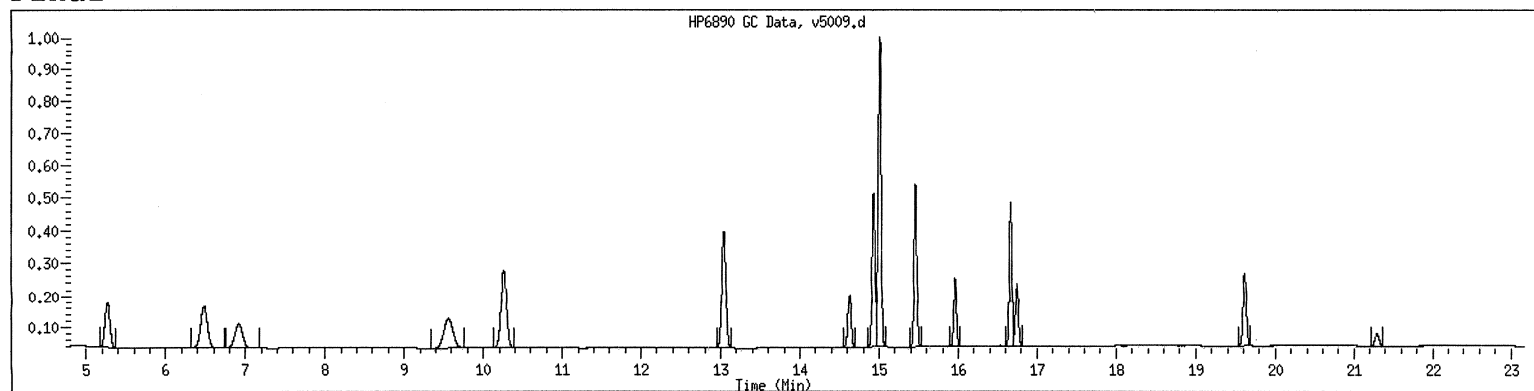
MANUAL INTEGRATION GRAPHIC REPORT

Lab ID : VPH80/6/12/4 SampleType : CALIB_4
Injection Date: 11/05/2011 00:53 Instrument : gcv5a.i
Operator : JAR
Sample Info : VPH80/6/12/4
Misc Info :
Method : /var/chem/gcv5a.i/2111104p.b/FIDMVPH.m
Dilution : 1.0
Matrix : WATER
Integrator : Falcon Compound Sublist: aliphatic1+surr

Original



Final



GCAL, Inc.

Data file : /var/chem/gcv5a.i/2111104p.b/v5011.d
 Lab Smp Id: VPH100/6/12/4
 Inj Date : 05-NOV-2011 01:52
 Operator : JAR
 Smp Info : VPH100/6/12/4
 Misc Info :
 Comment :
 Method : /var/chem/gcv5a.i/2111104p.b/FIDMVPH.m
 Meth Date : 07-Nov-2011 10:29 jar
 Cal Date : 05-NOV-2011 01:52
 Als bottle: 1
 Dil Factor: 1.00000
 Integrator: Falcon
 Target Version: 3.50
 Processing Host: org.gcal.com

Inst ID: gcv5a.i
 Quant Type: ESTD
 Cal File: v5011.d
 Calibration Sample, Level: 5
 Compound Sublist: aliphatic1+surr.sub

Concentration Formula: Amt * DF * Uf * Vt / (Vo * Vi) * CpndVariable

Name	Value	Description
DF	1.00000	Dilution Factor
Uf	1.00000	Correction factor
Vt	1.00000	Volume of final extract (mL)
Vo	1.00000	Volume of sample extracted (mL)
Vi	1.00000	Volume injected (uL)

Cpnd Variable Local Compound Variable

Compounds	AMOUNTS					
	RT	EXP RT	DLT RT	RESPONSE	CAL-AMT (ug/L)	ON-COL (ug/L)
M 2 C5-C8				2225866	300.000	226
1 n-Pentane	5.263	5.263	0.000	625897	100.000	69.5 (M1)
3 2-Methyl Pentane	6.480	6.480	0.000	789446	100.000	75.6 (M1)
6 Isooctane	9.557	9.557	0.000	810523	100.000	80.8 (M1)
13 n-Decane	15.959	15.959	0.000	610961	100.000	110 (A)
15 n-Butylcyclohexane	16.742	16.742	0.000	590825	100.000	99.2 (M1)
16 Naphthalene	19.617	19.617	0.000	852519	100.000	96.3
M 5 C9-C12				1201786	200.000	209
\$ 17 2,5-Dibromotoluene	21.294	21.294	0.000	141234	50.0000	47.2

QC Flag Legend

- A - Target compound detected but, quantitated amount exceeded maximum amount.
- M1- Compound response manually integrated because Target system did not integrate.

Data File: /chem/gov5a.i/2111104p.b/v5011.d

Page 1

Date : 05-NOV-2011 01:52

Client ID:

Instrument: gov5a.i

Sample Info: VPH100/6/12/4

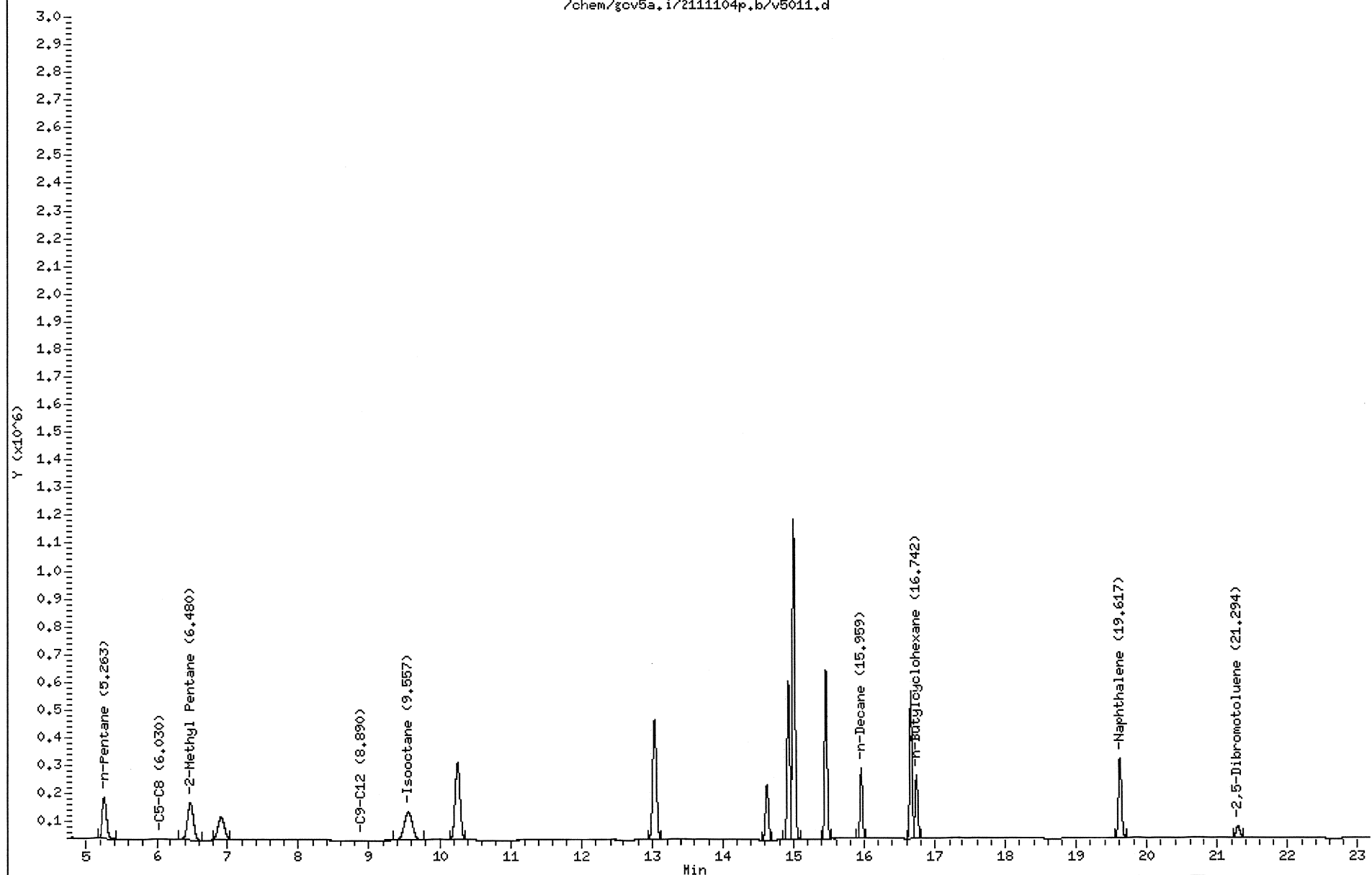
Volume Injected (uL): 1.0

Operator: JAR

Column phase: DB-624-30

Column diameter: 0.53

/chem/gov5a.i/2111104p.b/v5011.d

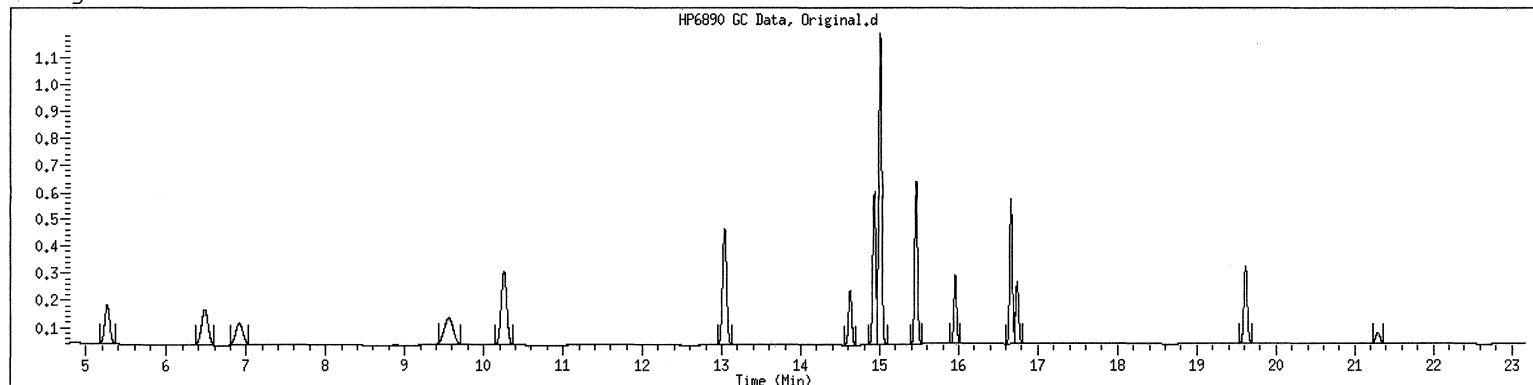


211110258 323

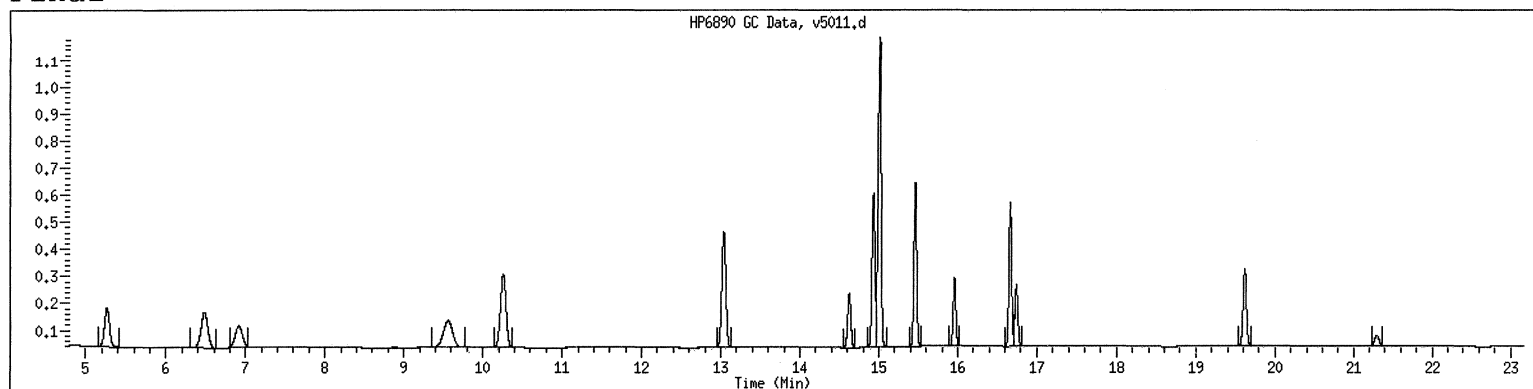
MANUAL INTEGRATION GRAPHIC REPORT

Lab ID : VPH100/6/12/4 SampleType : CALIB_5
Injection Date: 11/05/2011 01:52 Instrument : gcv5a.i
Operator : JAR
Sample Info : VPH100/6/12/4
Misc Info :
Method : /var/chem/gcv5a.i/2111104p.b/FIDMVPH.m
Dilution : 1.0
Matrix : WATER
Integrator : Falcon Compound Sublist: aliphatic1+surr

Original



Final



GCAL, Inc.

RECOVERY REPORT

Client Name: Client SDG: 2111104p
 Sample Matrix: LIQUID Fraction: VOA
 Lab Smp Id: ICV6/12/5
 Level: LOW Operator: JAR
 Data Type: GC MULTI COMP SampleType: LCS
 SpikeList File: aliphatic1.spk Quant Type: ESTD
 Sublist File: aliphatic1+surr.sub
 Method File: /var/chem/gcv5a.i/2111104p.b/FIDMVPH.m
 Misc Info:

SPIKE COMPOUND	AMOUNT ADDED ug/L	AMOUNT RECOVERED ug/L	% RECOVERED	LIMITS
1 n-Pentane	50.0	46.6	93.10	70-130
M 2 C5-C8	150	139	92.95	70-130
3 2-Methyl Pentane	50.0	48.5	96.95	70-130
M 5 C9-C12	100	92.4	92.37	70-130
6 Isooctane	50.0	44.4	88.79	70-130
13 n-Decane	50.0	44.9	89.88	70-130
15 n-Butylcyclohexane	50.0	47.4	94.86	70-130
16 Naphthalene	50.0	54.8	109.51	70-130

SURROGATE COMPOUND	AMOUNT ADDED ug/L	AMOUNT RECOVERED ug/L	% RECOVERED	LIMITS
\$ 17 2,5-Dibromotoluene	50.0	49.5	99.05	70-130

GCAL, Inc.

Data file : /var/chem/gcv5a.i/2111104p.b/v5013.d
 Lab Smp Id: ICV6/12/5
 Inj Date : 05-NOV-2011 02:51
 Operator : JAR
 Smp Info : ICV6/12/5
 Misc Info :
 Comment :
 Method : /var/chem/gcv5a.i/2111104p.b/FIDMVPH.m
 Meth Date : 07-Nov-2011 10:22 jar
 Cal Date : 05-NOV-2011 01:52
 Als bottle: 1
 Dil Factor: 1.00000
 Integrator: Falcon
 Target Version: 3.50
 Processing Host: org.gcal.com

Inst ID: gcv5a.i
 Quant Type: ESTD
 Cal File: v5011.d
 QC Sample: LCS
 Compound Sublist: aliphatic1+surr.sub

Concentration Formula: Amt * DF * Uf * Vt / (Vo * Vi) * CpndVariable

Name	Value	Description
DF	1.00000	Dilution Factor
Uf	1.00000	Correction factor
Vt	1.00000	Volume of final extract (mL)
Vo	1.00000	Volume of sample extracted (mL)
Vi	1.00000	Volume injected (uL)

Cpnd Variable

Local Compound Variable

Compounds	RT	EXP RT	DLT RT	RESPONSE	CONCENTRATIONS	
					ON-COLUMN (ug/L)	FINAL (ug/L)
M 2 C5-C8				1370151	139.426	139
1 n-Pentane	5.264	5.263	0.001	418980	46.5524	46.6 (M1)
3 2-Methyl Pentane	6.480	6.480	0.000	505982	48.4762	48.5 (M1)
6 Isooctane	9.555	9.557	-0.002	445188	44.3972	44.4 (M1)
13 n-Decane	15.958	15.959	-0.001	249629	44.9383	44.9
15 n-Butylcyclohexane	16.741	16.742	-0.001	282608	47.4296	47.4
16 Naphthalene	19.615	19.617	-0.002	484765	54.7551	54.8
M 5 C9-C12				532237	92.3679	92.4
§ 17 2,5-Dibromotoluene	21.290	21.294	-0.004	148060	49.5241	49.5

QC Flag Legend

M1- Compound response manually integrated because
Target system did not integrate.

Date : 05-NOV-2011 02:51

Client ID:

Instrument: gcv5a.i

Sample Info: ICV6/12/5

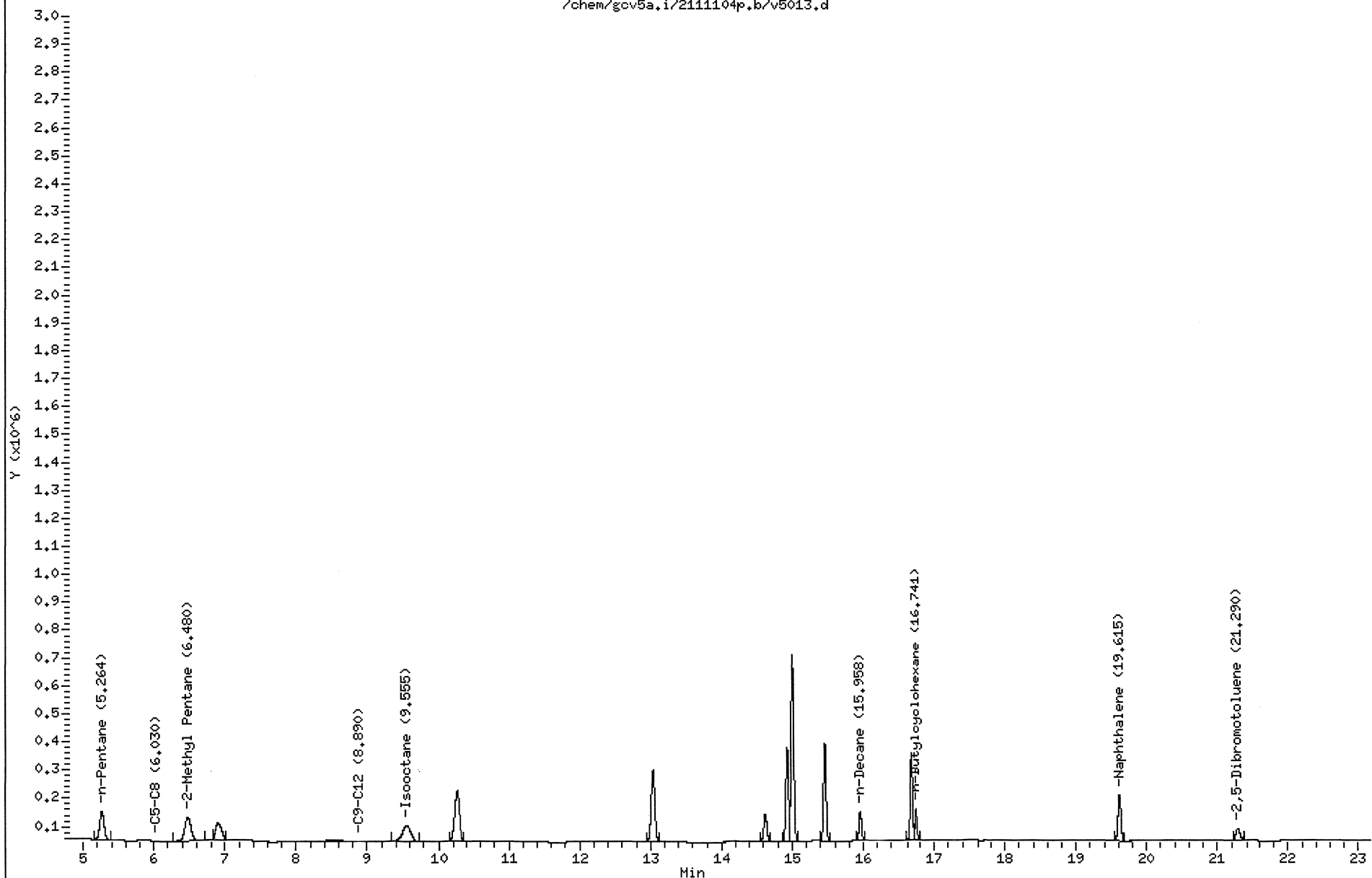
Volume Injected (uL): 1.0

Operator: JAR

Column phase: DB-624-30

Column diameter: 0.53

/chem/gcv5a.i/2111104p.b/v5013.d

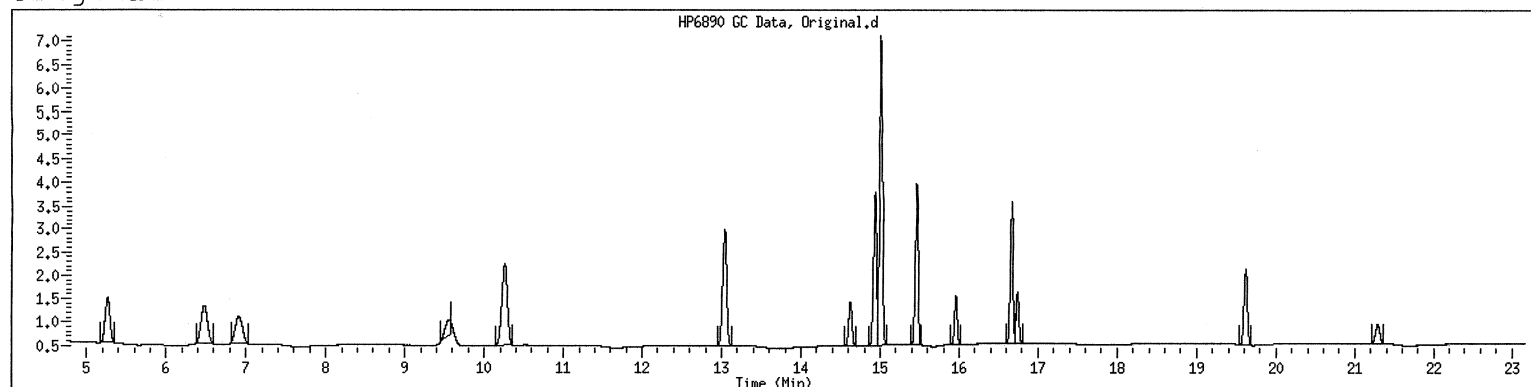


211110258 328

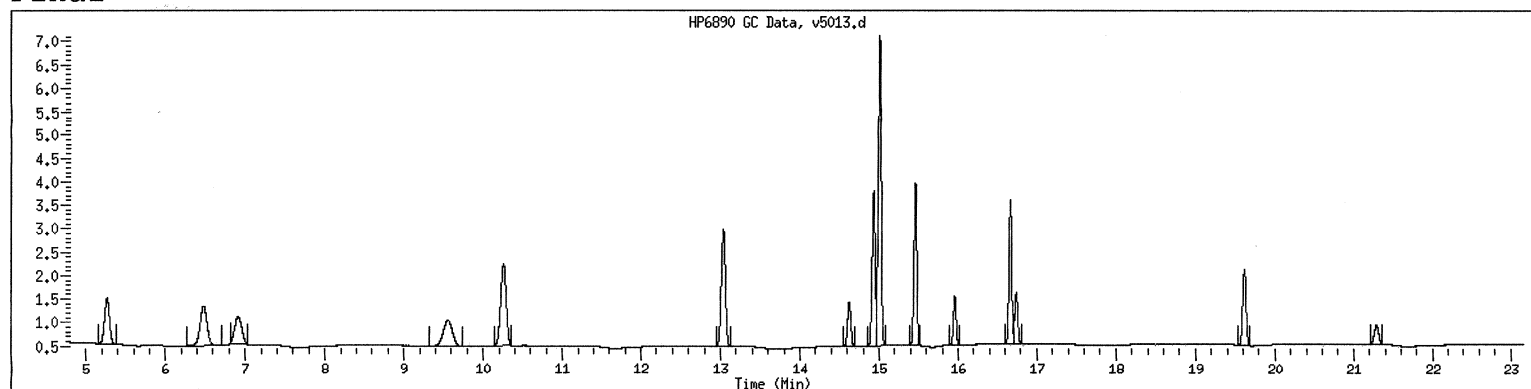
MANUAL INTEGRATION GRAPHIC REPORT

Lab ID : ICV6/12/5 SampleType : LCS
Injection Date: 11/05/2011 02:51 Instrument : gcv5a.i
Operator : JAR
Sample Info : ICV6/12/5
Misc Info :
Method : /var/chem/gcv5a.i/2111104p.b/FIDMVPH.m
Dilution : 1.0
Matrix : WATER
Integrator : Falcon Compound Sublist: aliphatic1+surr

Original



Final



GCAL, Inc.

CONTINUING CALIBRATION COMPOUNDS

Instrument ID: gcv5a.i Injection Date: 07-NOV-2011 11:22
Lab File ID: v5001.d Init. Cal. Date(s): 04-NOV-2011 05-NOV-2011
Analysis Type: WATER Init. Cal. Times: 20:57 01:52
Lab Sample ID: VPH6/12/4 Quant Type: ESTD
Method: /var/chem/gcv5a.i/2111107.b/FIDMVPH.m

COMPOUND	RRF / AMOUNT	RF50	MIN RRF	%D / %DRIFT	MAX %D / %DRIFT	CURVE TYPE
M 2 C5-C8	9822	10063	0.010	-2.45242	25.00000	Averaged
1 n-Pentane	9000	9099	0.010	-1.09665	25.00000	Averaged
3 2-Methyl Pentane	10438	10571	0.010	-1.27340	25.00000	Averaged
6 Isooctane	10027	10518	0.010	-4.89657	25.00000	Averaged
13 n-Decane	5555	5515	0.010	0.72519	25.00000	Averaged
15 n-Butylcyclohexane	5958	6214	0.010	-4.28469	25.00000	Averaged
16 Naphthalene	8853	9172	0.010	-3.60219	25.00000	Averaged
M 5 C9-C12	5437	5864	0.010	-7.84785	25.00000	Averaged
\$ 17 2,5-Dibromotoluene	2990	2988	0.010	0.04259	30.00000	Averaged

Average %D / Drift Results.

Calculated Average %D/Drift = 2.91351
Maximun Average %D/Drift = 25.00000
* Passed Average %D/Drift Test.

GCAL, Inc.

Data file : /var/chem/gcv5a.i/2111107.b/v5001.d
 Lab Smp Id: VPH6/12/4
 Inj Date : 07-NOV-2011 11:22
 Operator : JAR
 Smp Info : VPH6/12/4
 Misc Info :
 Comment :
 Method : /var/chem/gcv5a.i/2111107.b/FIDMVPH.m
 Meth Date : 08-Nov-2011 13:07 jar
 Cal Date : 05-NOV-2011 01:52
 Als bottle: 1
 Dil Factor: 1.00000
 Integrator: Falcon
 Target Version: 3.50
 Processing Host: org.gcal.com

Inst ID: gcv5a.i
 Quant Type: ESTD
 Cal File: v5011.d
 Continuing Calibration Sample
 Compound Sublist: aliphatic1+surr.sub

Concentration Formula: Amt * DF * Uf * Vt / (Vo * Vi) * CpndVariable

Name	Value	Description
DF	1.00000	Dilution Factor
Uf	1.00000	Correction factor
Vt	1.00000	Volume of final extract (mL)
Vo	1.00000	Volume of sample extracted (mL)
Vi	1.00000	Volume injected (uL)

Cpnd Variable

Local Compound Variable

Compounds	AMOUNTS					
	RT	EXP RT	DLT RT	RESPONSE	CAL-AMT (ug/L)	ON-COL (ug/L)
M 2 C5-C8				1509398	150.000	154
1 n-Pentane	5.269	5.269	0.000	454944	50.0000	50.5
3 2-Methyl Pentane	6.485	6.485	0.000	528534	50.0000	50.6
6 Isooctane	9.563	9.563	0.000	525920	50.0000	52.4 (M1)
13 n-Decane	15.961	15.961	0.000	275732	50.0000	49.6
15 n-Butylcyclohexane	16.743	16.743	0.000	310689	50.0000	52.1
16 Naphthalene	19.618	19.618	0.000	458612	50.0000	51.8
M 5 C9-C12				586421	100.000	102
\$ 17 2,5-Dibromotoluene	21.295	21.295	0.000	149419	50.0000	50.0

QC Flag Legend

M1- Compound response manually integrated because
Target system did not integrate.

Data File: /chem/gov5a.i/2111107.b/v5001.d

Date : 07-NOV-2011 11:22

Client ID:

Instrument: gov5a.i

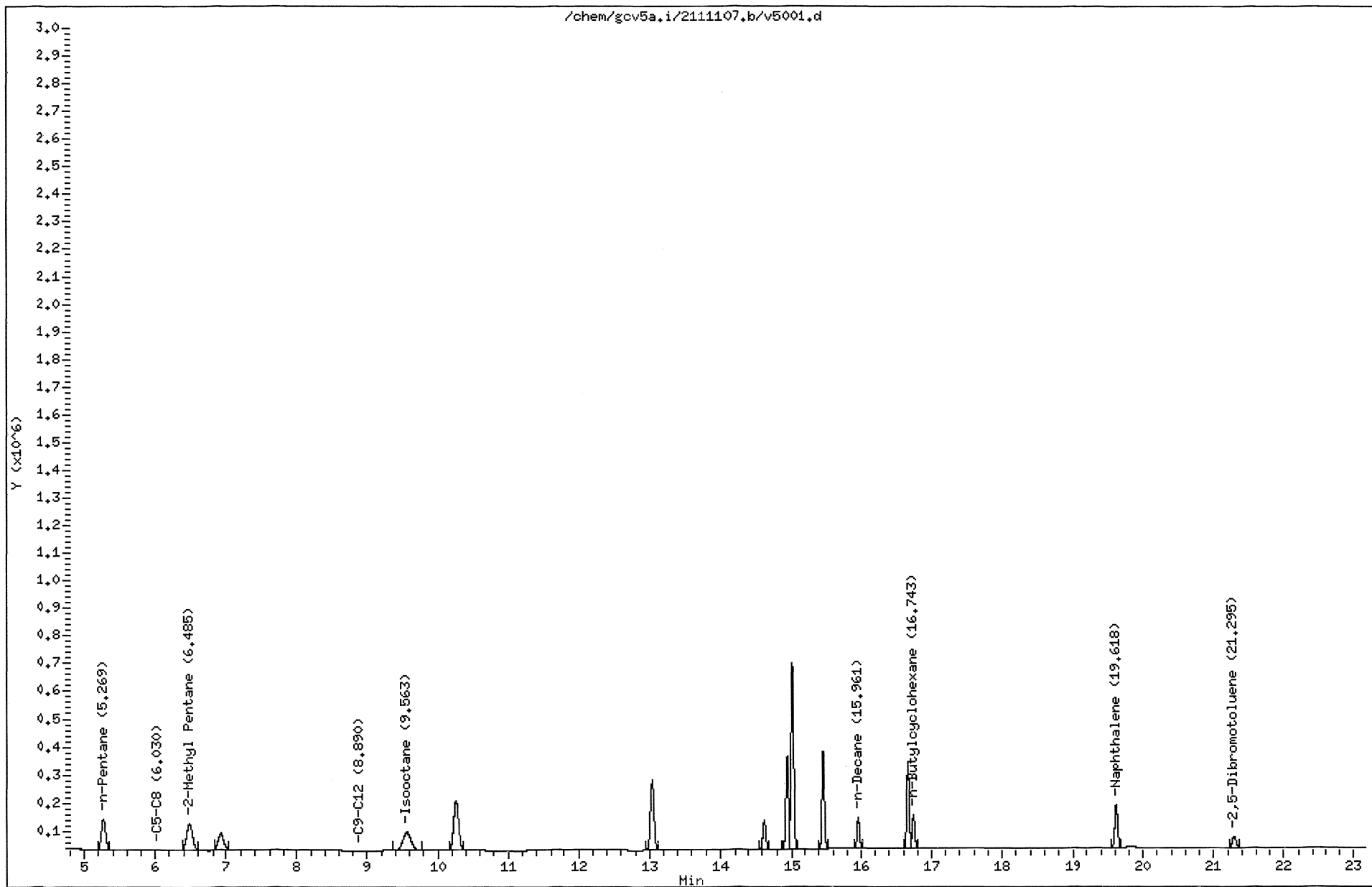
Sample Info: VPH6/12/4

Volume Injected (uL): 1.0

Operator: JAR

Column phase: DB-624-30

Column diameter: 0.53

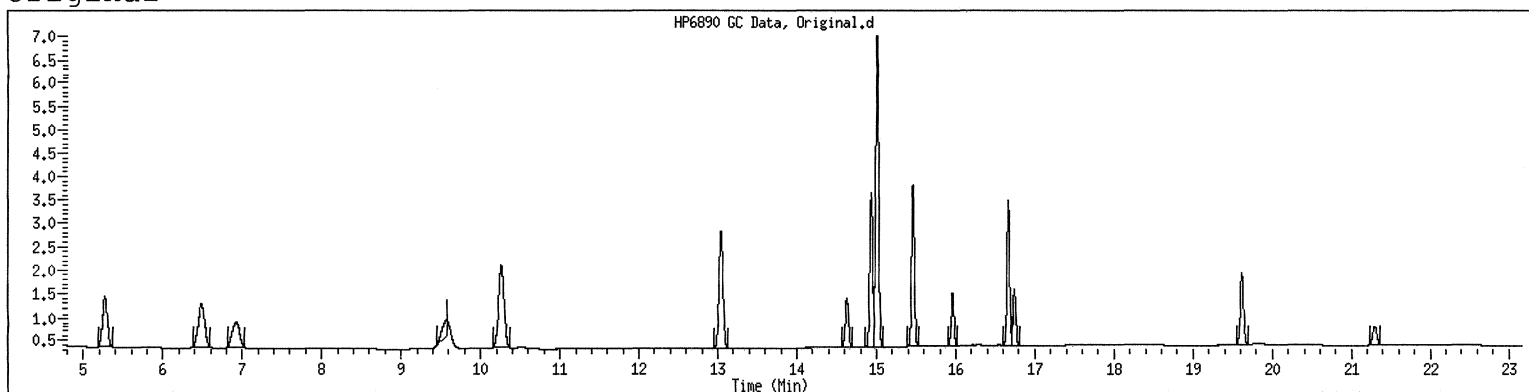


211110258 333

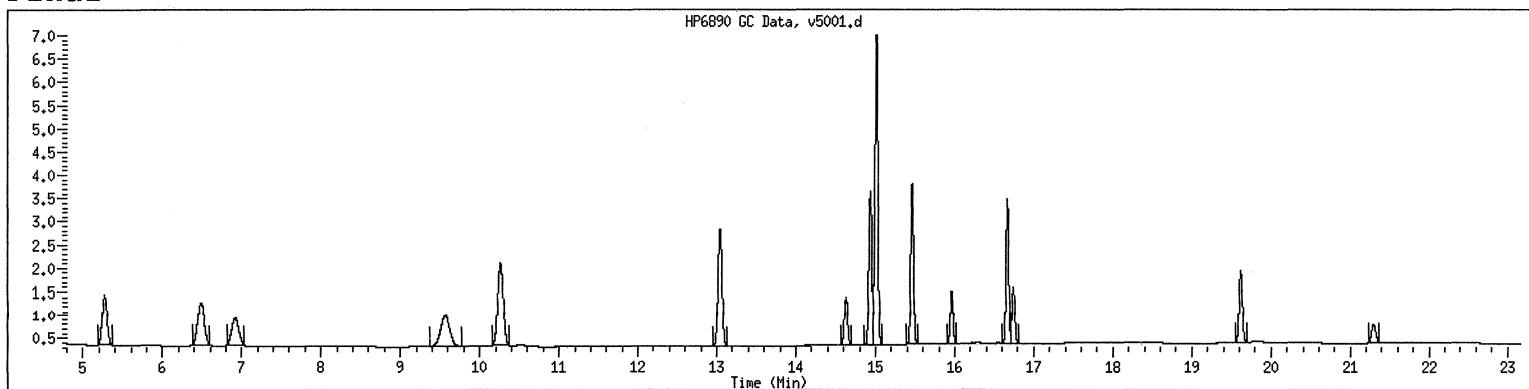
MANUAL INTEGRATION GRAPHIC REPORT

Lab ID : VPH6/12/4 SampleType : CCALIB_3
Injection Date: 11/07/2011 11:22 Instrument : gcv5a.i
Operator : JAR
Sample Info : VPH6/12/4
Misc Info :
Method : /var/chem/gcv5a.i/2111107.b/FIDMVPH.m
Dilution : 1.0
Matrix : WATER
Integrator : Falcon Compound Sublist: aliphatic1+surr

Original



Final



GCAL, Inc.

CONTINUING CALIBRATION COMPOUNDS

Instrument ID: gcv5a.i Injection Date: 07-NOV-2011 16:16
 Lab File ID: v5011.d Init. Cal. Date(s): 04-NOV-2011 05-NOV-2011
 Analysis Type: WATER Init. Cal. Times: 20:57 01:52
 Lab Sample ID: VPH6/12/4 Quant Type: ESTD
 Method: /var/chem/gcv5a.i/2111107.b/FIDMVPH.m

COMPOUND	RRF / AMOUNT	RF50	MIN		MAX		CURVE TYPE
			RRF	%D / %DRIFT	%D / %DRIFT		
M 2 C5-C8	9822	9001	0.010	8.35987	25.00000	Averaged	
1 n-Pentane	9000	8133	0.010	9.63580	25.00000	Averaged	
3 2-Methyl Pentane	10438	9389	0.010	10.04971	25.00000	Averaged	
6 Isooctane	10027	9480	0.010	5.45566	25.00000	Averaged	
13 n-Decane	5555	5714	0.010	-2.86154	25.00000	Averaged	
15 n-Butylcyclohexane	5958	5735	0.010	3.75193	25.00000	Averaged	
16 Naphthalene	8853	8972	0.010	-1.34067	25.00000	Averaged	
M 5 C9-C12	5437	5724	0.010	-5.27663	25.00000	Averaged	
\$ 17 2,5-Dibromotoluene	2990	2912	0.010	2.61212	30.00000	Averaged	

Average %D / Drift Results.
 =====
 Calculated Average %D/Drift = 5.48266
 Maximun Average %D/Drift = 25.00000
 * Passed Average %D/Drift Test.

GCAL, Inc.

Data file : /var/chem/gcv5a.i/2111107.b/v5011.d
 Lab Smp Id: VPH6/12/4
 Inj Date : 07-NOV-2011 16:16
 Operator : JAR
 Smp Info : VPH6/12/4
 Misc Info :
 Comment :
 Method : /var/chem/gcv5a.i/2111107.b/FIDMVPH.m
 Meth Date : 07-Nov-2011 17:08 jar
 Cal Date : 05-NOV-2011 01:52
 Als bottle: 1
 Dil Factor: 1.00000
 Integrator: Falcon
 Target Version: 3.50
 Processing Host: org.gcal.com

Inst ID: gcv5a.i
 Quant Type: ESTD
 Cal File: v5011.d
 Continuing Calibration Sample
 Compound Sublist: aliphatic1+surr.sub

Concentration Formula: Amt * DF * Uf * Vt / (Vo * Vi) * CpndVariable

Name	Value	Description
DF	1.00000	Dilution Factor
Uf	1.00000	Correction factor
Vt	1.00000	Volume of final extract (mL)
Vo	1.00000	Volume of sample extracted (mL)
Vi	1.00000	Volume injected (uL)

Cpnd Variable

Local Compound Variable

Compounds	RT	EXP RT	DLT RT	RESPONSE	AMOUNTS	
					CAL-AMT (ug/L)	ON-COL (ug/L)
M 2 C5-C8				1350104	150.000	137
1 n-Pentane	5.266	5.266	0.000	406647	50.0000	45.2
3 2-Methyl Pentane	6.482	6.482	0.000	469440	50.0000	45.0
6 Isooctane	9.562	9.562	0.000	474017	50.0000	47.3 (M1)
13 n-Decane	15.963	15.963	0.000	285694	50.0000	51.4
15 n-Butylcyclohexane	16.746	16.746	0.000	286746	50.0000	48.1
16 Naphthalene	19.623	19.623	0.000	448601	50.0000	50.7
M 5 C9-C12				572440	100.000	99.6
\$ 17 2,5-Dibromotoluene	21.301	21.301	0.000	145578	50.0000	48.7

QC Flag Legend

M1- Compound response manually integrated because
Target system did not integrate.

Data File: /chem/gcv5a,i/2111107,b/v5011,d

Page 1

Date : 07-NOV-2011 16:16

Client ID:

Instrument: gcv5a,i

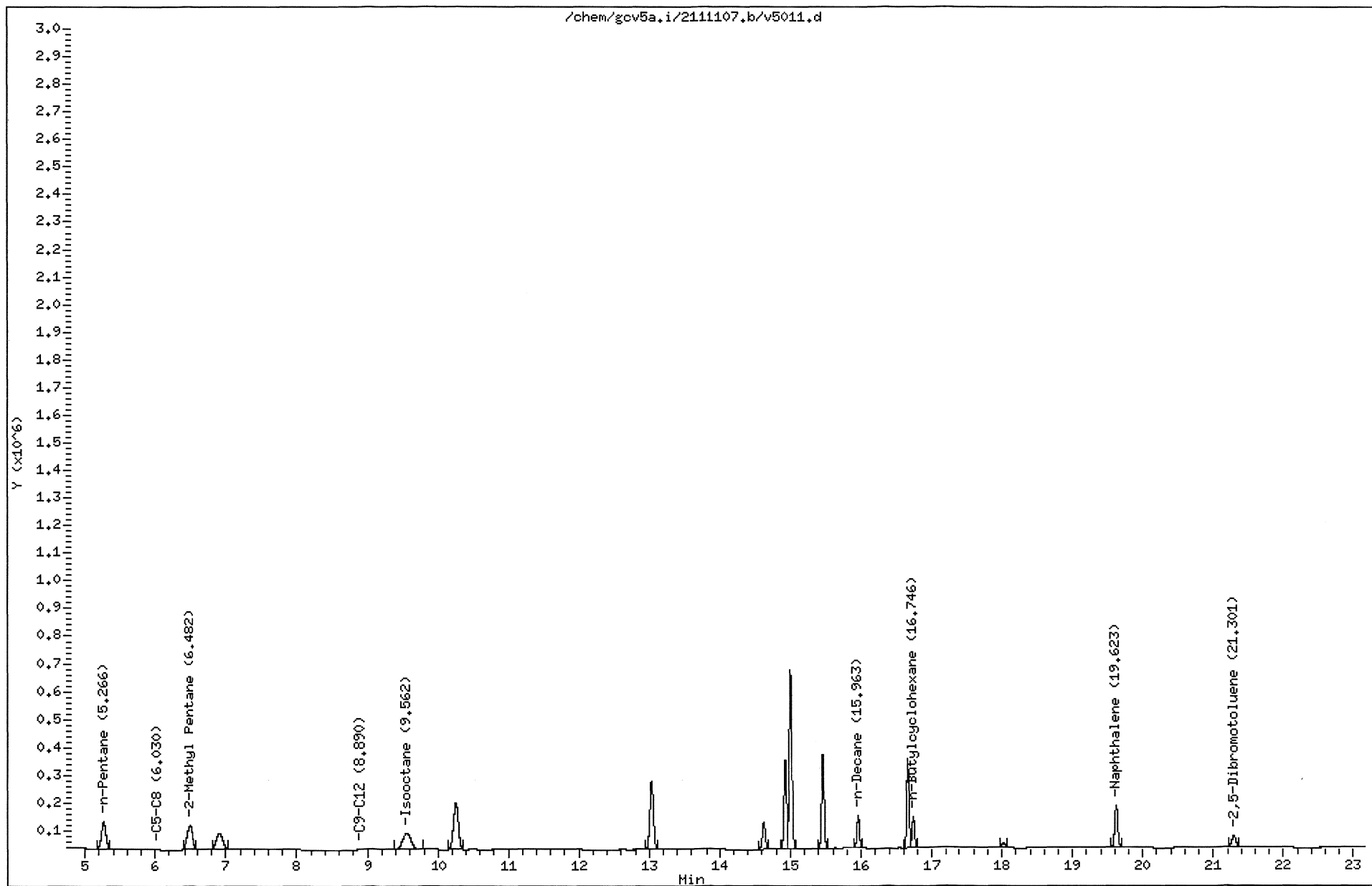
Sample Info: VPH6/12/4

Volume Injected (uL): 1.0

Operator: JAR

Column phase: DB-624-30

Column diameter: 0.53



211110258 338

GCAL, Inc.

CONTINUING CALIBRATION COMPOUNDS

Instrument ID: gcv5a.i Injection Date: 07-NOV-2011 23:22
 Lab File ID: v5021.d Init. Cal. Date(s): 04-NOV-2011 05-NOV-2011
 Analysis Type: WATER Init. Cal. Times: 20:57 01:52
 Lab Sample ID: VPH6/12/4 Quant Type: ESTD
 Method: /var/chem/gcv5a.i/2111107.b/FIDMVPH.m

COMPOUND	RRF / AMOUNT	RF50	MIN		MAX		CURVE TYPE
			RRF	%D / %DRIFT	%D / %DRIFT	%D / %DRIFT	
M 2 C5-C8	9822	9028	0.010	8.07690	25.00000	Averaged	
11 n-Pentane	9000	8035	0.010	10.72067	25.00000	Averaged	
13 2-Methyl Pentane	10438	9486	0.010	9.12269	25.00000	Averaged	
16 Isooctane	10027	9565	0.010	4.61537	25.00000	Averaged	
13 n-Decane	5555	4698	0.010	15.42674	25.00000	Averaged	
15 n-Butylcyclohexane	5958	5459	0.010	8.38734	25.00000	Averaged	
16 Naphthalene	8853	9479	0.010	-7.06687	25.00000	Averaged	
M 5 C9-C12	5437	5078	0.010	6.60479	25.00000	Averaged	
\$ i7 2,5-Dibromotoluene	2990	3336	0.010	-11.58685	30.00000	Averaged	

Average %D / Drift Results.

 Calculated Average %D/Drift = 9.06758
 Maximum Average %D/Drift = 25.00000
 * Passed Average %D/Drift Test.

GCAL, Inc.

Data file : /var/chem/gcv5a.i/2111107.b/v5021.d
 Lab Smp Id: VPH6/12/4
 Inj Date : 07-NOV-2011 23:22
 Operator : JAR
 Smp Info : VPH6/12/4
 Misc Info :
 Comment :
 Method : /var/chem/gcv5a.i/2111107.b/FIDMVPH.m
 Meth Date : 08-Nov-2011 10:11 jar
 Cal Date : 05-NOV-2011 01:52
 Als bottle: 1
 Dil Factor: 1.00000
 Integrator: Falcon
 Target Version: 3.50
 Processing Host: org.gcal.com

Inst ID: gcv5a.i
 Quant Type: ESTD
 Cal File: v5011.d
 Compound Sublist: aliphatic1+surr.sub

Concentration Formula: Amt * DF * Uf * Vt / (Vo * Vi) * CpndVariable

Name	Value	Description
DF	1.00000	Dilution Factor
Uf	1.00000	Correction factor
Vt	1.00000	Volume of final extract (mL)
Vo	1.00000	Volume of sample extracted (mL)
Vi	1.00000	Volume injected (uL)

Cpnd Variable

Local Compound Variable

Compounds	RT	EXP RT	DLT RT	RESPONSE	CONCENTRATIONS	
					ON-COLUMN (ug/L)	FINAL (ug/L)
M 2 C5-C8				1354273	137.771	138
1 n-Pentane	5.265	5.266	-0.001	401765	44.6397	44.6
3 2-Methyl Pentane	6.482	6.482	0.000	474278	45.4387	45.4
6 Isooctane	9.562	9.562	0.000	478230	47.6924	47.7 (M1)
13 n-Decane	15.961	15.963	-0.002	234899	42.2866	42.3
15 n-Butylcyclohexane	16.743	16.746	-0.003	272936	45.8063	45.8
16 Naphthalene	19.618	19.623	-0.005	473949	53.5334	53.5
M 5 C9-C12				507835	88.0930	88.1
\$ 17 2,5-Dibromotoluene	21.293	21.301	-0.008	166803	55.7934	55.8

QC Flag Legend

M1- Compound response manually integrated because
Target system did not integrate.

Data File: /chem/gov5a.i/2111107.b/v5021.d

Page 1

Date : 07-NOV-2011 23:22

Client ID:

Instrument: gov5a.i

Sample Info: VPH6/12/4

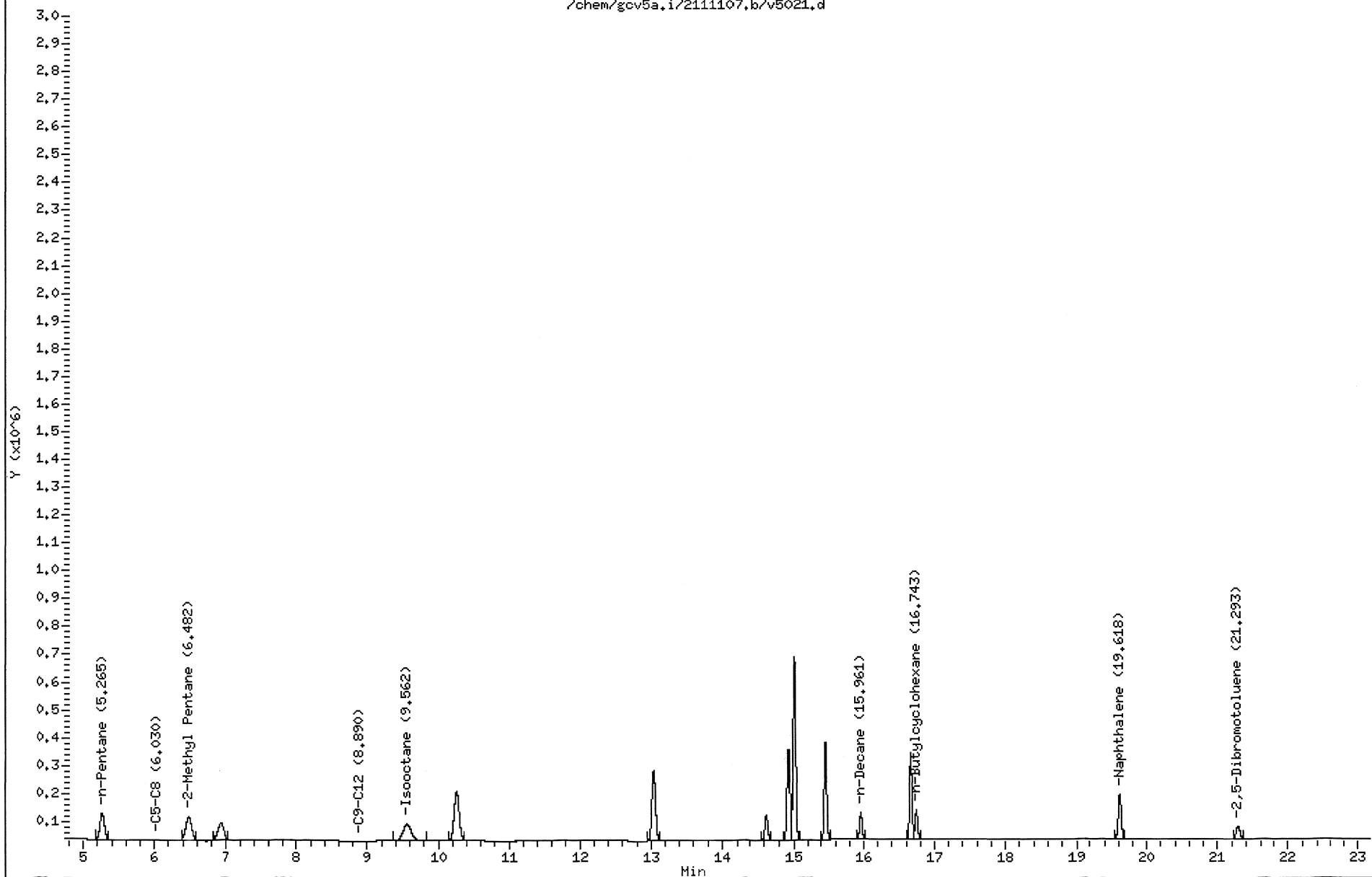
Operator: JAR

Volume Injected (uL): 1.0

Column diameter: 0.53

Column phase: DB-624-30

/chem/gov5a.i/2111107.b/v5021.d

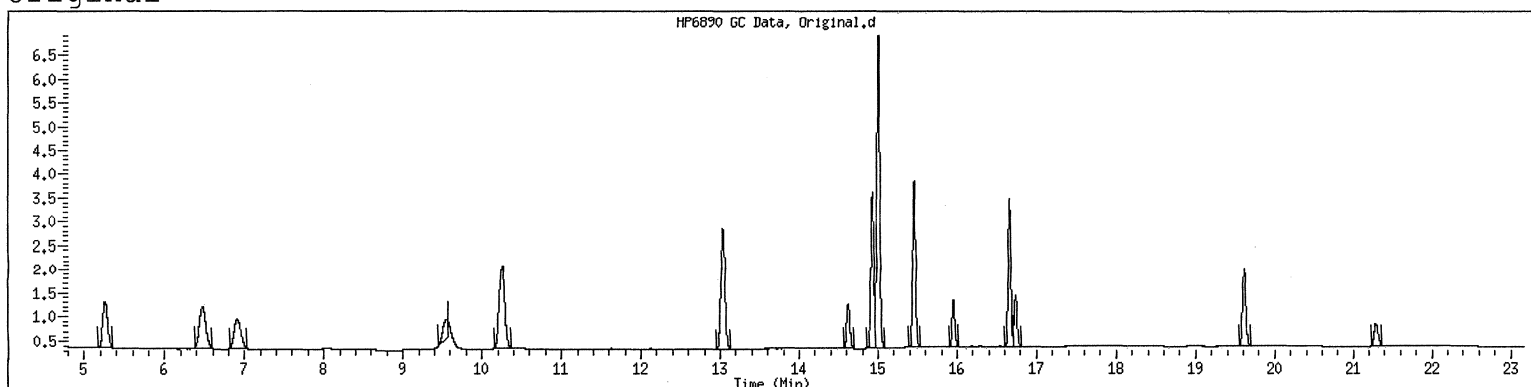


211110258 343

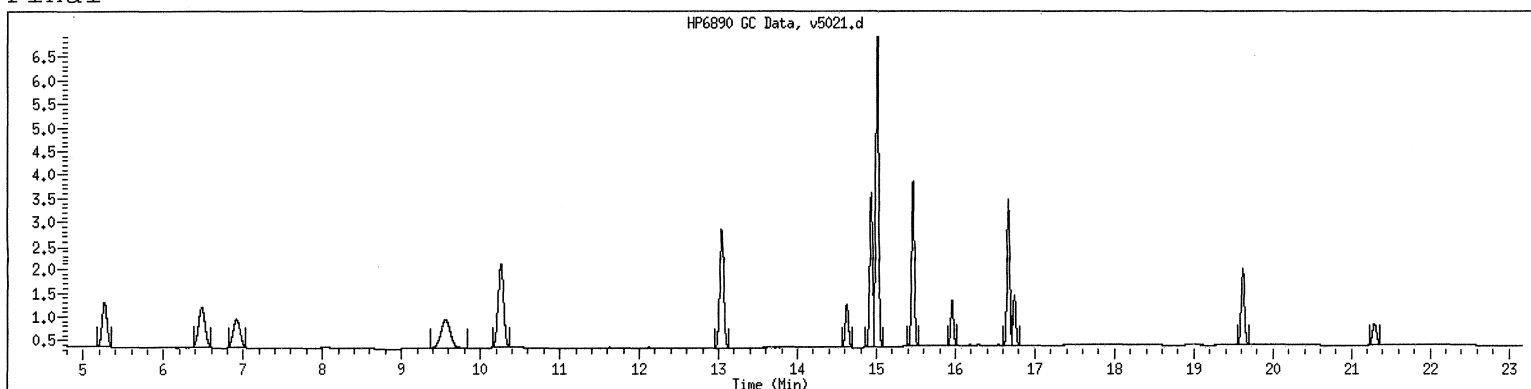
MANUAL INTEGRATION GRAPHIC REPORT

Lab ID : VPH6/12/4 SampleType : SAMPLE
Injection Date: 11/07/2011 23:22 Instrument : gcv5a.i
Operator : JAR
Sample Info : VPH6/12/4
Misc Info :
Method : /var/chem/gcv5a.i/2111107.b/FIDMVPH.m
Dilution : 1.0
Matrix : WATER
Integrator : Falcon Compound Sublist: aliphatic1+surr

Original



Final



GCAL, Inc.

CONTINUING CALIBRATION COMPOUNDS

Instrument ID: gcv5a.i Injection Date: 08-NOV-2011 01:49
Lab File ID: v5026.d Init. Cal. Date(s): 04-NOV-2011 05-NOV-2011
Analysis Type: WATER Init. Cal. Times: 20:57 01:52
Lab Sample ID: VPH6/12/4 Quant Type: ESTD
Method: /var/chem/gcv5a.i/2111107.b/FIDMVPH.m

COMPOUND	RRF / AMOUNT	RF50	MIN RRF	%D / %DRIFT	MAX %D / %DRIFT	CURVE TYPE
M 2 C5-C8	9822	9226	0.010	6.06878	25.00000	Averaged
1 n-Pentane	9000	8302	0.010	7.75673	25.00000	Averaged
3 2-Methyl Pentane	10438	9667	0.010	7.38401	25.00000	Averaged
6 Isooctane	10027	9708	0.010	3.18469	25.00000	Averaged
13 n-Decane	5555	4605	0.010	17.10129	25.00000	Averaged
15 n-Butylcyclohexane	5958	5545	0.010	6.94738	25.00000	Averaged
16 Naphthalene	8853	10068	0.010	-13.72177	25.00000	Averaged
M 5 C9-C12	5437	5075	0.010	6.67118	25.00000	Averaged
\$ 17 2,5-Dibromotoluene	2990	3325	0.010	-11.22962	30.00000	Averaged

Average %D / Drift Results.

Calculated Average %D/Drift = 8.89616
Maximun Average %D/Drift = 25.00000
* Passed Average %D/Drift Test.

GCAL, Inc.

Data file : /var/chem/gcv5a.i/2111107.b/v5026.d
 Lab Smp Id: VPH6/12/4
 Inj Date : 08-NOV-2011 01:49
 Operator : JAR
 Smp Info : VPH6/12/4
 Misc Info :
 Comment :
 Method : /var/chem/gcv5a.i/2111107.b/FIDMVPH.m
 Meth Date : 17-Nov-2011 15:51 bmr
 Cal Date : 05-NOV-2011 01:52
 Als bottle: 1
 Dil Factor: 1.00000
 Integrator: Falcon
 Target Version: 3.50
 Processing Host: org.gcal.com

Inst ID: gcv5a.i
 Quant Type: ESTD
 Cal File: v5011.d
 Continuing Calibration Sample
 Compound Sublist: aliphatic1+surr.sub

Concentration Formula: Amt * DF * Uf * Vt / (Vo * Vi) * CpndVariable

Name	Value	Description
DF	1.00000	Dilution Factor
Uf	1.00000	Correction factor
Vt	1.00000	Volume of final extract (mL)
Vo	1.00000	Volume of sample extracted (mL)
Vi	1.00000	Volume injected (uL)

Cpnd Variable

Local Compound Variable

Compounds	RT	EXP RT	DLT RT	RESPONSE	AMOUNTS	
					CAL-AMT (ug/L)	ON-COL (ug/L)
M 2 C5-C8				1383858	150.000	141
1 n-Pentane	5.266	5.266	0.000	415103	50.0000	46.1
3 2-Methyl Pentane	6.483	6.483	0.000	483352	50.0000	46.3
6 Isooctane	9.562	9.562	0.000	485403	50.0000	48.4 (M1)
13 n-Decane	15.960	15.960	0.000	230248	50.0000	41.4
15 n-Butylcyclohexane	16.742	16.742	0.000	277226	50.0000	46.5
16 Naphthalene	19.617	19.617	0.000	503408	50.0000	56.9
M 5 C9-C12				507474	100.000	88.0
\$ 17 2,5-Dibromotoluene	21.292	21.292	0.000	166269	50.0000	55.6

QC Flag Legend

M1- Compound response manually integrated because
Target system did not integrate.

Data File: /chem/gcv5a.i/2111107.b/v5026.d

Page 1

Date : 08-NOV-2011 01:49

Client ID:

Instrument: gcv5a.i

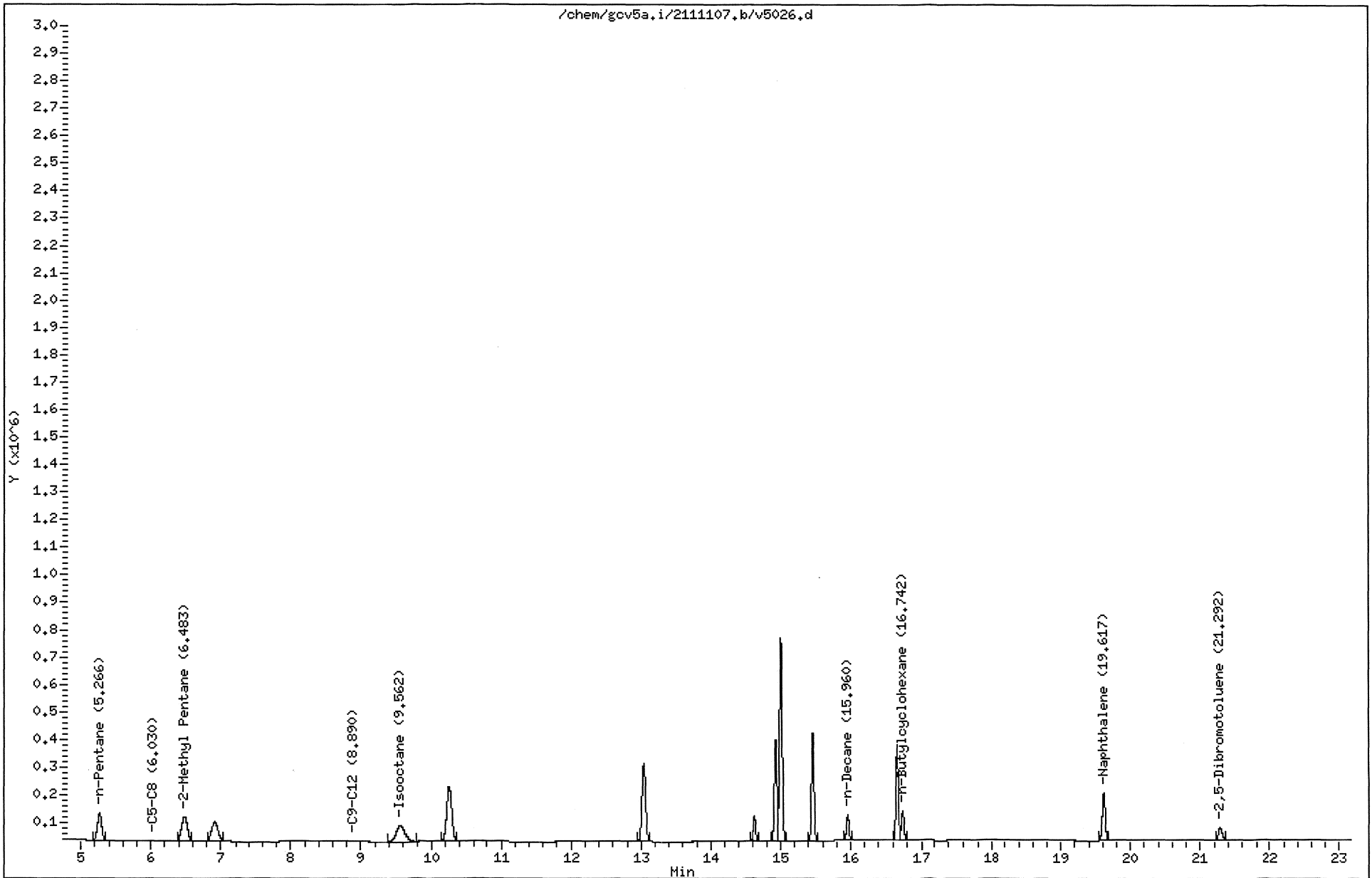
Sample Info: VPH6/12/4

Volume Injected (uL): 1.0

Operator: JAR

Column phase: DB-624-30

Column diameter: 0.53

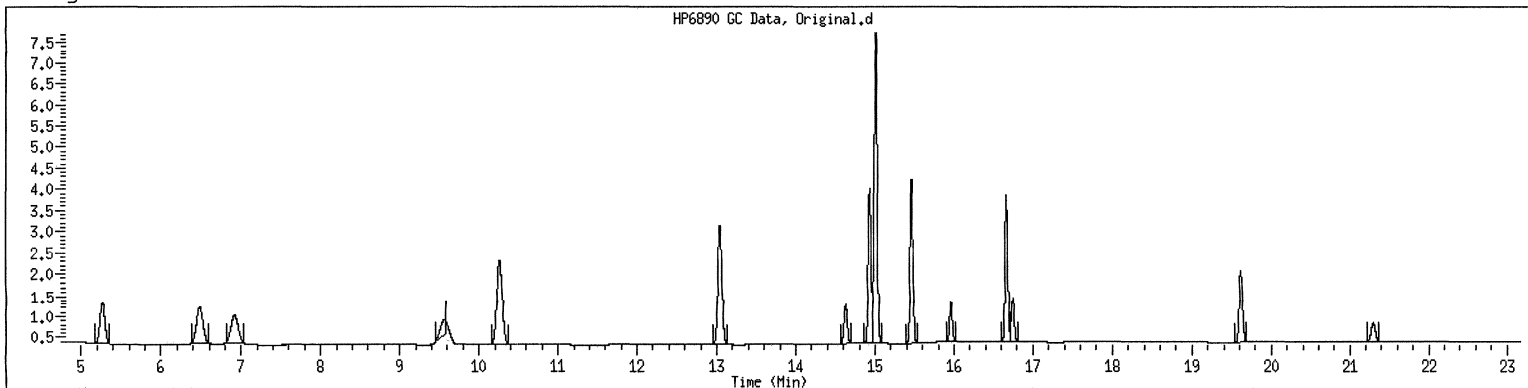


211110258 348

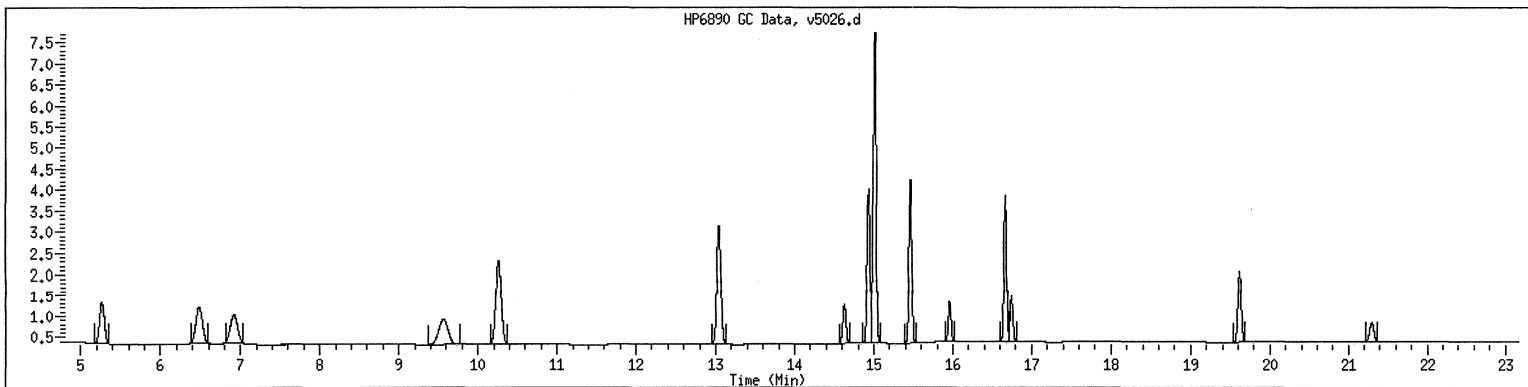
MANUAL INTEGRATION GRAPHIC REPORT

Lab ID : VPH6/12/4 SampleType : CCALIB_3
Injection Date: 11/08/2011 01:49 Instrument : gcv5a.i
Operator : JAR
Sample Info : VPH6/12/4
Misc Info :
Method : /var/chem/gcv5a.i/2111107.b/FIDMVPH.m
Dilution : 1.0
Matrix : WATER
Integrator : Falcon Compound Sublist: aliphatic1+surr

Original



Final



GCAL, Inc.

CONTINUING CALIBRATION COMPOUNDS

Instrument ID: gcv5a.i Injection Date: 08-NOV-2011 12:51
Lab File ID: v5031.d Init. Cal. Date(s): 04-NOV-2011 05-NOV-2011
Analysis Type: WATER Init. Cal. Times: 20:57 01:52
Lab Sample ID: vph6/12/4 Quant Type: ESTD
Method: /var/chem/gcv5a.i/2111107.b/FIDMVPH.m

COMPOUND	RRF / AMOUNT	RF50	MIN RRF	%D / %DRIFT	MAX %D / %DRIFT	CURVE TYPE
M 2 C5-C8	9822	10371	0.010	-5.58865	25.00000	Averaged
1 n-Pentane	9000	8873	0.010	1.40885	25.00000	Averaged
3 2-Methyl Pentane	10438	10854	0.010	-3.99027	25.00000	Averaged
6 Isooctane	10027	11384	0.010	-13.53311	25.00000	Averaged
13 n-Decane	5555	5865	0.010	-5.58309	25.00000	Averaged
15 n-Butylcyclohexane	5958	6889	0.010	-15.62315	25.00000	Averaged
16 Naphthalene	8853	10352	0.010	-16.92283	25.00000	Averaged
M 5 C9-C12	5437	6377	0.010	-17.28255	25.00000	Averaged
\$ 17 2,5-Dibromotoluene	2990	3484	0.010	-16.52254	30.00000	Averaged

Average %D / Drift Results.

Calculated Average %D/Drift = 10.71723
Maximun Average %D/Drift = 25.00000
* Passed Average %D/Drift Test.

GCAL, Inc.

Data file : /var/chem/gcv5a.i/2111107.b/v5031.d
 Lab Smp Id: vph6/12/4
 Inj Date : 08-NOV-2011 12:51
 Operator : JAR
 Smp Info : vph6/12/4
 Misc Info :
 Comment :
 Method : /var/chem/gcv5a.i/2111107.b/FIDMVPH.m
 Meth Date : 08-Nov-2011 13:21 jar
 Cal Date : 05-NOV-2011 01:52
 Als bottle: 1
 Dil Factor: 1.00000
 Integrator: Falcon
 Target Version: 3.50
 Processing Host: org.gcal.com

Inst ID: gcv5a.i
 Quant Type: ESTD
 Cal File: v5011.d
 Continuing Calibration Sample
 Compound Sublist: aliphatic1+surr.sub

Concentration Formula: Amt * DF * Uf * Vt / (Vo * Vi) * CpndVariable

Name	Value	Description
DF	1.00000	Dilution Factor
Uf	1.00000	Correction factor
Vt	1.00000	Volume of final extract (mL)
Vo	1.00000	Volume of sample extracted (mL)
Vi	1.00000	Volume injected (uL)

Cpnd Variable

Local Compound Variable

Compounds	RT	EXP RT	DLT RT	RESPONSE	AMOUNTS	
					CAL-AMT (ug/L)	ON-COL (ug/L)
M 2 C5-C8				1555603	150.000	158
1 n-Pentane	5.266	5.266	0.000	443669	50.0000	49.3
3 2-Methyl Pentane	6.483	6.483	0.000	542713	50.0000	52.0
6 Isooctane	9.561	9.561	0.000	569221	50.0000	56.8 (M1)
13 n-Decane	15.965	15.965	0.000	293253	50.0000	52.8
15 n-Butylcyclohexane	16.748	16.748	0.000	344469	50.0000	57.8
16 Naphthalene	19.628	19.628	0.000	517578	50.0000	58.5
M 5 C9-C12				637722	100.000	111
§ 17 2,5-Dibromotoluene	21.306	21.306	0.000	174181	50.0000	58.3

QC Flag Legend

M1- Compound response manually integrated because
Target system did not integrate.

Data File: /chem/gcv5a.i/2111107.b/v5031.d

Page 1

Date : 08-NOV-2011 12:51

Client ID:

Instrument: gcv5a.i

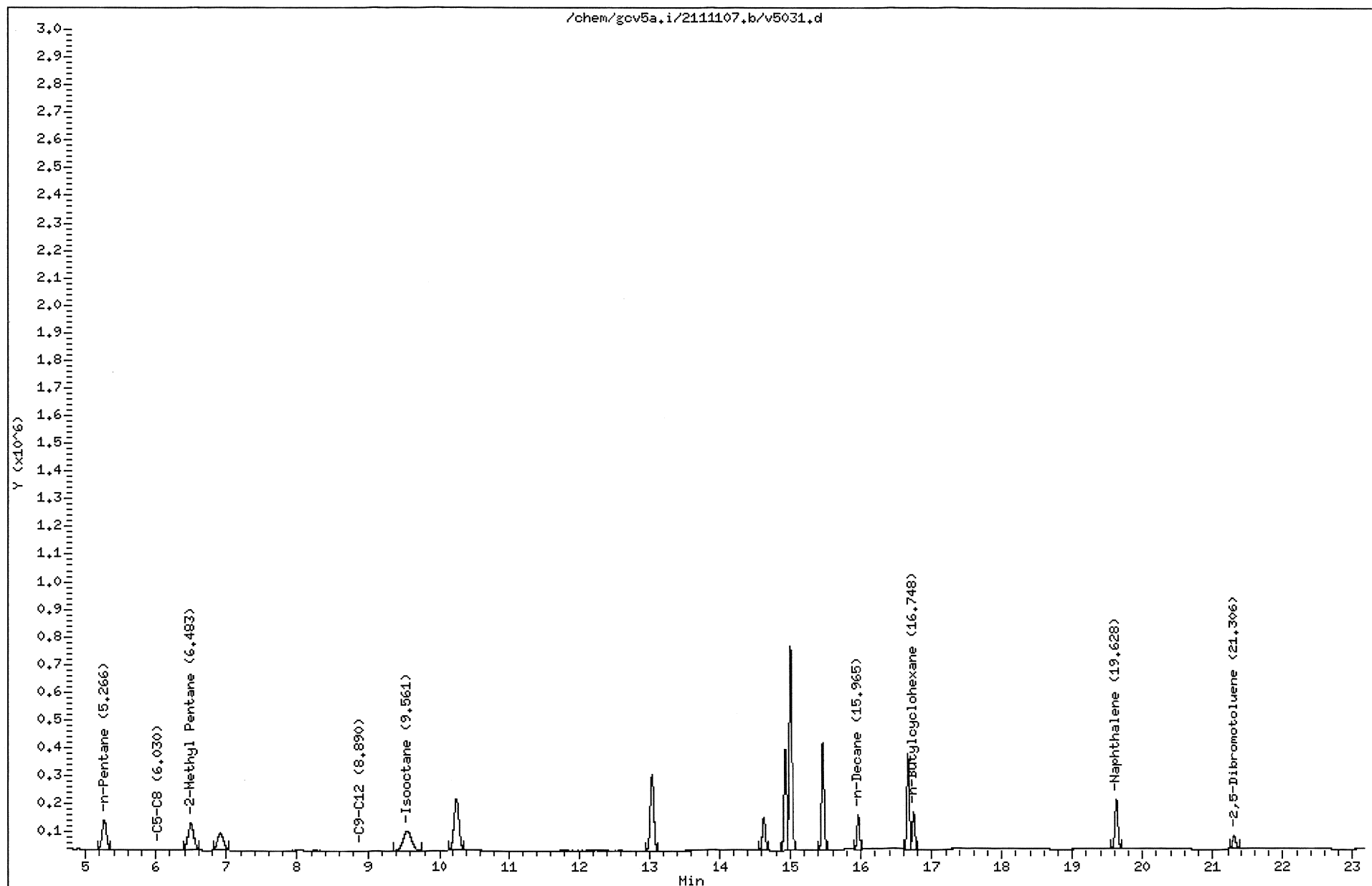
Sample Info: vph6/12/4

Volume Injected (uL): 1.0

Operator: JAR

Column phase: DB-624-30

Column diameter: 0.53



211110258 353

1D
ORGANICS ANALYSIS DATA SHEET

Lab Name: GCAL Sample ID: MB1003187
 Lab Code: LA024 Case No.: _____ Contract: _____
 Matrix: Water SAS No.: _____ SDG No.: 211110258
 Sample wt/vol: 5 Units: mL Lab Sample ID: 1003187
 Level: (low/med) _____ Date Collected: _____ Time: _____
 % Moisture: _____ decanted: (Y/N) _____ Date Received: _____
 GC Column: _____ ID: _____ (mm) Date Extracted: _____
 Concentrated Extract Volume: 5000 (μ L) Date Analyzed: 11/07/11 Time: 1221
 Soil Aliquot Volume: _____ (μ L) Dilution Factor: 1 Analyst: JAR
 Injection Volume: 1 (μ L) Prep Method: _____
 GPC Cleanup: (Y/N) N pH: _____ Analytical Method: MASSVPH
 Prep Batch: _____ Analytical Batch: 468512 Sulfur Cleanup: (Y/N) N Instrument ID: GCV5B
 CONCENTRATION UNITS: ug/L Lab File ID: 2111107/v5003

CAS NO.	COMPOUND	RESULT	Q	MDL	LOD	LOQ
GCV-00-4	C5-C8 Aliphatic	15.0	U	3.31	15.0	30.0
GCV-00-5	C9-C12 Aliphatic	10.0	U	3.20	10.0	20.0
GCV-00-6	C9-C10 Aromatic	5.00	U	1.24	5.00	10.0

GCAL, Inc.

Data file : /var/chem/gcv5b.i/2111107.b/v5003.d
Lab Smp Id: 1003187 Client Smp ID: 1003187
Inj Date : 07-NOV-2011 12:21
Operator : JAR Inst ID: gcv5b.i
Smp Info : 1003187
Misc Info :
Comment :
Method : /var/chem/gcv5b.i/2111107.b/PIDMVPH.m
Meth Date : 08-Nov-2011 13:39 jar Quant Type: ESTD
Cal Date : 05-NOV-2011 01:52 Cal File: v5011.d
Als bottle: 1
Dil Factor: 1.00000
Integrator: Falcon Compound Sublist: aromatic.sub
Target Version: 3.50
Processing Host: org.gcal.com

Concentration Formula: Amt * DF * Uf * Vt / (Vo * Vi) * CpndVariable

Name	Value	Description
DF	1.00000	Dilution Factor
Uf	1.00000	Correction factor
Vt	1.00000	Volume of final extract (mL)
Vo	1.00000	Volume of sample extracted (mL)
Vi	1.00000	Volume injected (uL)

Cpnd Variable Local Compound Variable

Compounds	RT	EXP RT	DLT RT	RESPONSE	CONCENTRATIONS	
					ON-COLUMN (ug/L)	FINAL (ug/L)
=====	==	=====	=====	=====	=====	=====
\$ 10 2,5-Dibromotoluene	21.786	21.781	0.005	350170	50.0811	50.1

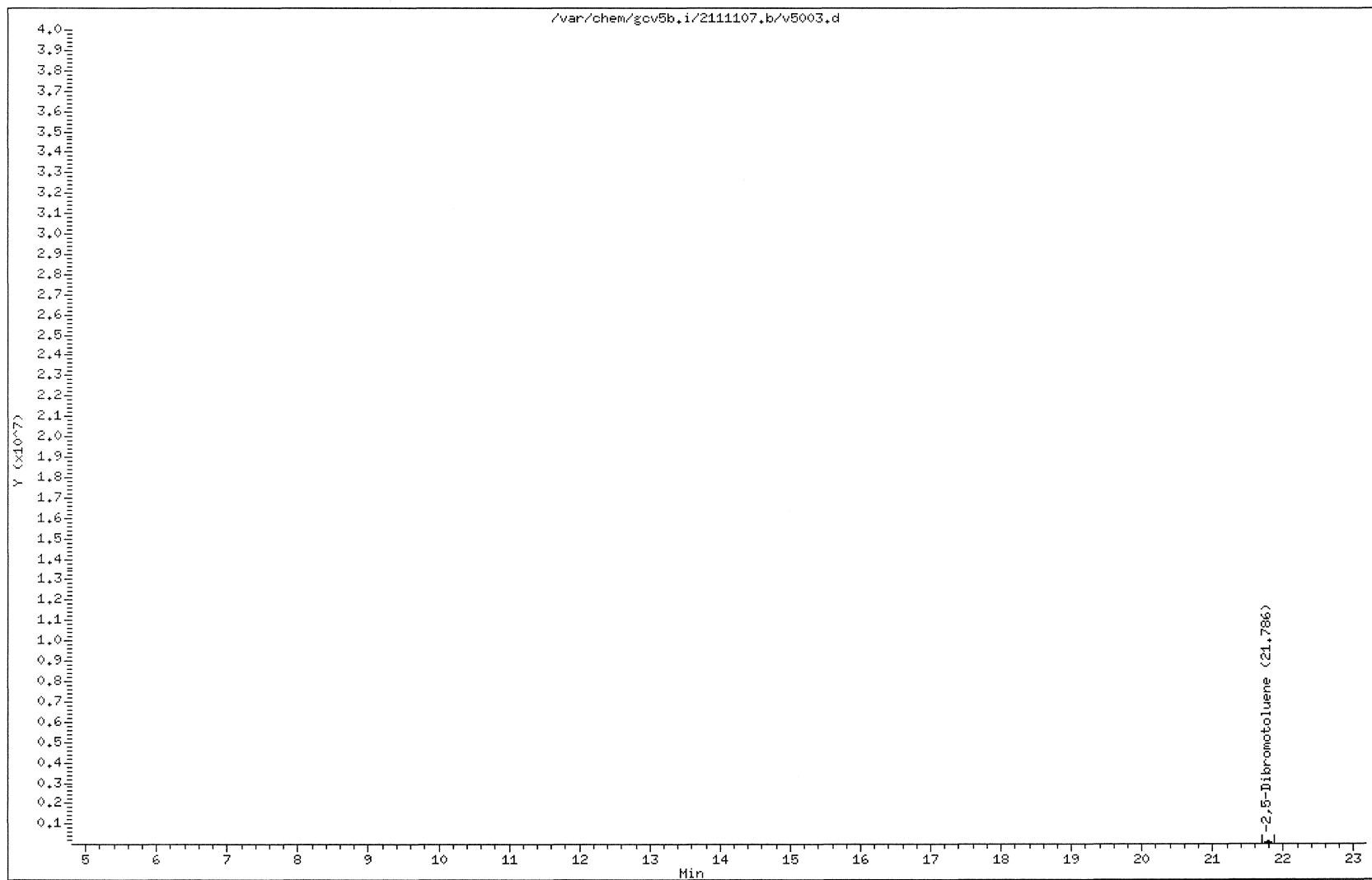
Data File: /var/chem/gov5b.i/2111107.b/v5003.d
Date : 07-NOV-2011 12:21
Client ID: 1003187
Sample Info: 1003187
Volume Injected (uL): 1.0
Column phase: DB-624-30

Page 1

Instrument: gov5b.i

Operator: JAR

Column diameter: 0.53

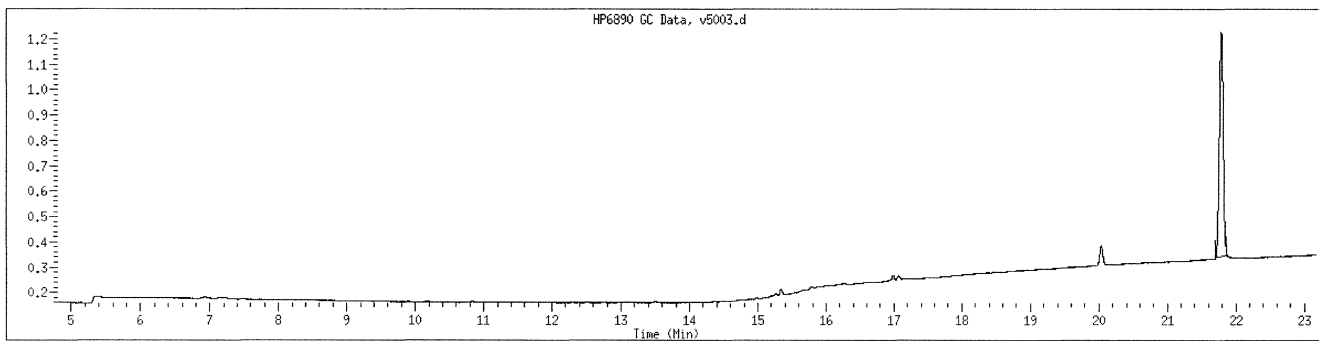


211110258 357

Report Date: 11/08/2011 13:41

MANUAL INTEGRATION GRAPHIC REPORT

Lab ID : 1003187 SampleType : SAMPLE
Injection Date: 11/07/2011 12:21 Instrument : gcv5b.i
Operator : JAR
Sample Info : 1003187
Misc Info :
Method : /var/chem/gcv5b.i/2111107.b/PIDMVPH.m
Dilution : 1.0
Matrix : WATER
Integrator : Falcon Compound Sublist: aromatic



NO MANUAL INTEGRATIONS

GCAL, Inc.

Data file : /var/chem/gcv5a.i/2111107.b/v5003.d
Lab Smp Id: BLK
Inj Date : 07-NOV-2011 12:21
Operator : JAR
Smp Info : BLK
Misc Info :
Comment :
Method : /var/chem/gcv5a.i/2111107.b/FIDMVPH.m
Meth Date : 07-Nov-2011 10:29 jar
Cal Date : 05-NOV-2011 01:52
Als bottle: 1
Dil Factor: 1.00000
Integrator: Falcon
Target Version: 3.50
Processing Host: org.gcal.com
Inst ID: gcv5a.i
Quant Type: ESTD
Cal File: v5011.d
Compound Sublist: aliphatic1+surr.sub

Concentration Formula: Amt * DF * Uf * Vt / (Vo * Vi) * CpndVariable

Name	Value	Description
DF	1.00000	Dilution Factor
Uf	1.00000	Correction factor
Vt	1.00000	Volume of final extract (mL)
Vo	1.00000	Volume of sample extracted (mL)
Vi	1.00000	Volume injected (uL)

Cpnd Variable

Local Compound Variable

Compounds	CONCENTRATIONS					
	RT	EXP RT	DLT RT	RESPONSE	ON-COLUMN (ug/L)	FINAL (ug/L)
§ 17 2,5-Dibromotoluene	21.297	21.294	0.003	143488	47.9950	48.0

Data File: /chem/gcv5a.i/2111107.b/v5003.d

Page 1

Date : 07-NOV-2011 12:21

Client ID:

Instrument: gcv5a.i

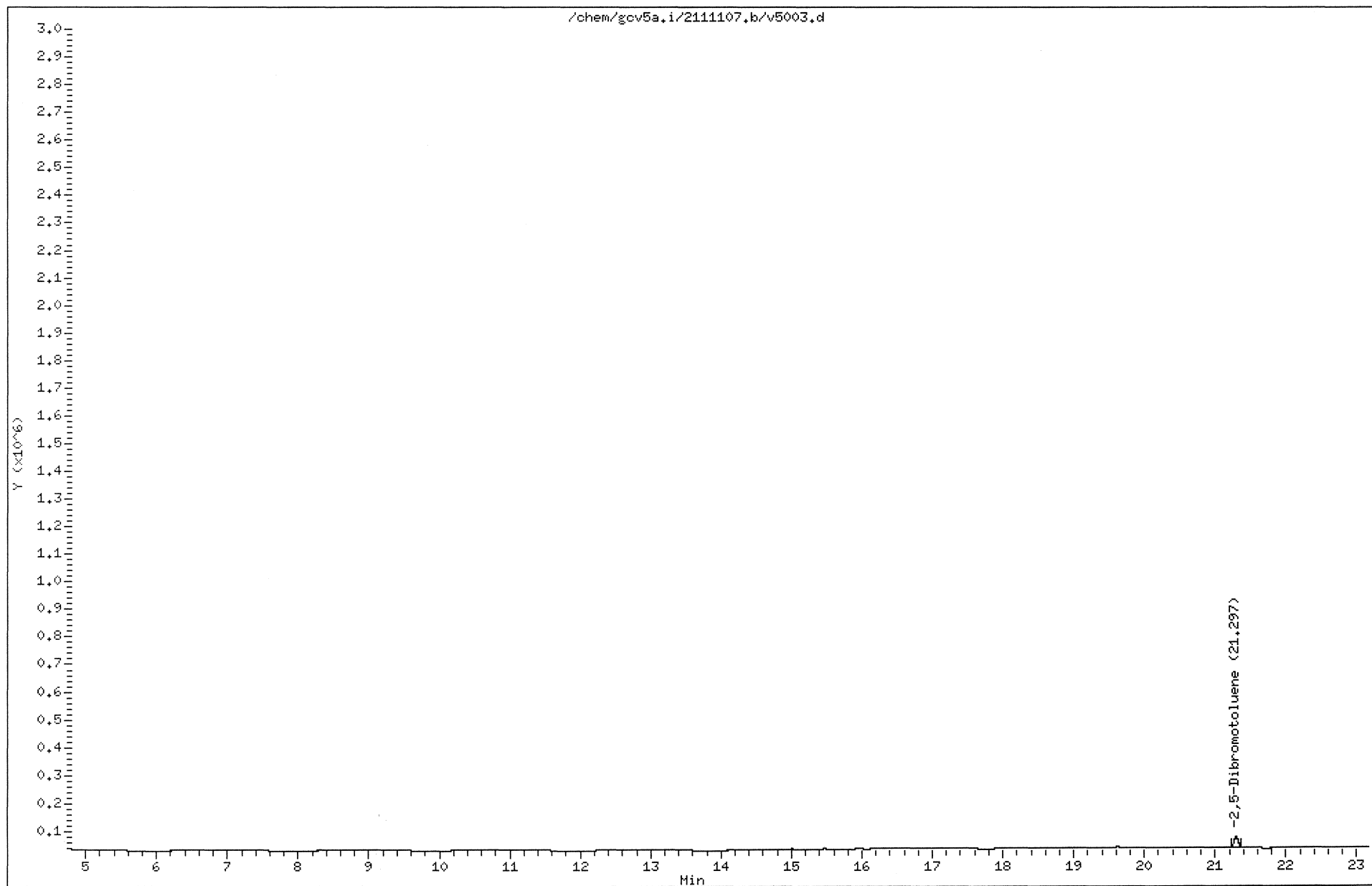
Sample Info: BLK

Volume Injected (uL): 1.0

Operator: JAR

Column phase: DB-624-30

Column diameter: 0.53



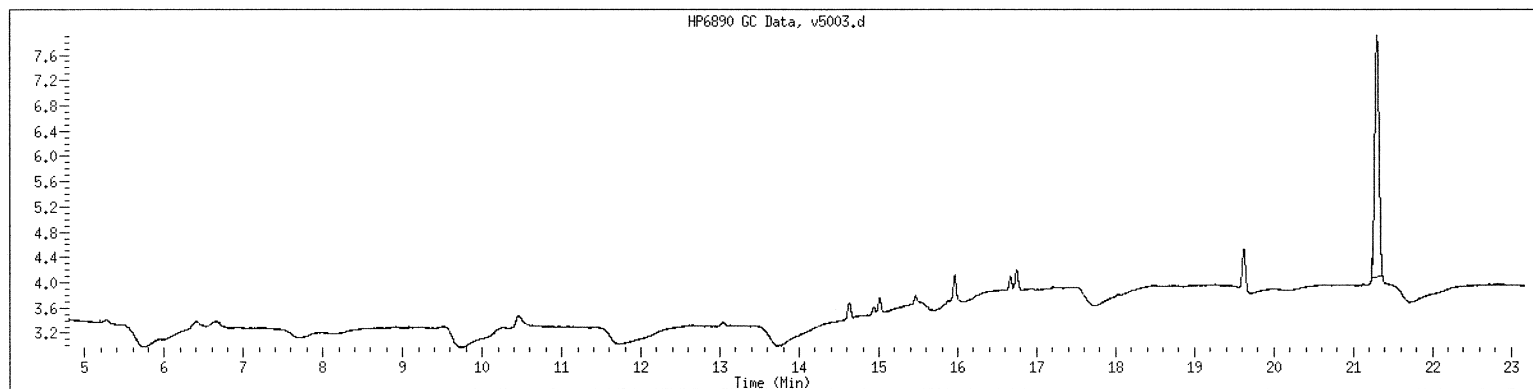
211110258 360

MANUAL INTEGRATION GRAPHIC REPORT

Lab ID : BLK
Injection Date: 11/07/2011 12:21
Operator : JAR
Sample Info : BLK
Misc Info :
Method : /var/chem/gcv5a.i/2111107.b/FIDMVPH.m
Dilution : 1.0
Matrix : WATER
Integrator : Falcon

SampleType : SAMPLE
Instrument : gcv5a.i

Compound Sublist: aliphatic1+surr



NO MANUAL INTEGRATIONS

1D
ORGANICS ANALYSIS DATA SHEET

Lab Name: GCAL Sample ID: LCS1003188
 Lab Code: LA024 Case No.: _____ Contract: _____
 Matrix: Water SAS No.: _____ SDG No.: 211110258
 Sample wt/vol: 5 Units: mL Lab Sample ID: 1003188
 Level: (low/med) _____ Date Collected: _____ Time: _____
 % Moisture: _____ decanted: (Y/N) _____ Date Received: _____
 GC Column: _____ ID: _____ (mm) Date Extracted: _____
 Concentrated Extract Volume: 5000 (μ L) Date Analyzed: 11/07/11 Time: 1151
 Soil Aliquot Volume: _____ (μ L) Dilution Factor: 1 Analyst: JAR
 Injection Volume: 1 (μ L) Prep Method: _____
 GPC Cleanup: (Y/N) N pH: _____ Analytical Method: MASSVPH
 Prep Batch: _____ Analytical Batch: 468512 Sulfur Cleanup: (Y/N) N Instrument ID: GCV5B
 CONCENTRATION UNITS: ug/L Lab File ID: 2111107/v5002

CAS NO.	COMPOUND	RESULT	Q	MDL	LOD	LOQ
GCV-00-4	C5-C8 Aliphatic	152		3.31	15.0	30.0
GCV-00-5	C9-C12 Aliphatic	105		3.20	10.0	20.0
GCV-00-6	C9-C10 Aromatic	54.4		1.24	5.00	10.0

GCAL, Inc.

Data file : /var/chem/gcv5b.i/2111107.b/v5002.d
Lab Smp Id: 1003188 Client Smp ID: 1003188
Inj Date : 07-NOV-2011 11:51
Operator : JAR Inst ID: gcv5b.i
Smp Info : 1003188
Misc Info : lcs6/12/4
Comment :
Method : /var/chem/gcv5b.i/2111107.b/PIDMVPH.m
Meth Date : 08-Nov-2011 13:39 jar Quant Type: ESTD
Cal Date : 05-NOV-2011 01:52 Cal File: v5011.d
Als bottle: 1 QC Sample: LCS
Dil Factor: 1.00000
Integrator: Falcon Compound Sublist: aromatic.sub
Target Version: 3.50
Processing Host: org.gcal.com

Concentration Formula: Amt * DF * Uf * Vt / (Vo * Vi) * CpndVariable

Name	Value	Description
DF	1.00000	Dilution Factor
Uf	1.00000	Correction factor
Vt	1.00000	Volume of final extract (mL)
Vo	1.00000	Volume of sample extracted (mL)
Vi	1.00000	Volume injected (uL)

Cpnd Variable Local Compound Variable

Compounds	RT	EXP RT	DLT RT	RESPONSE	CONCENTRATIONS	
					ON-COLUMN (ug/L)	FINAL (ug/L)
6 o-Xylene	15.778	15.777	0.001	709878	52.3134	52.3
7 1,2,4-Trimethylbenzene	16.984	16.983	0.001	655039	54.4552	54.4
M 9 C9-C10				655039	54.4552	54.4
8 Naphthalene	20.031	20.028	0.003	556525	54.6350	54.6
\$ 10 2,5-Dibromotoluene	21.784	21.781	0.003	365094	52.2155	52.2

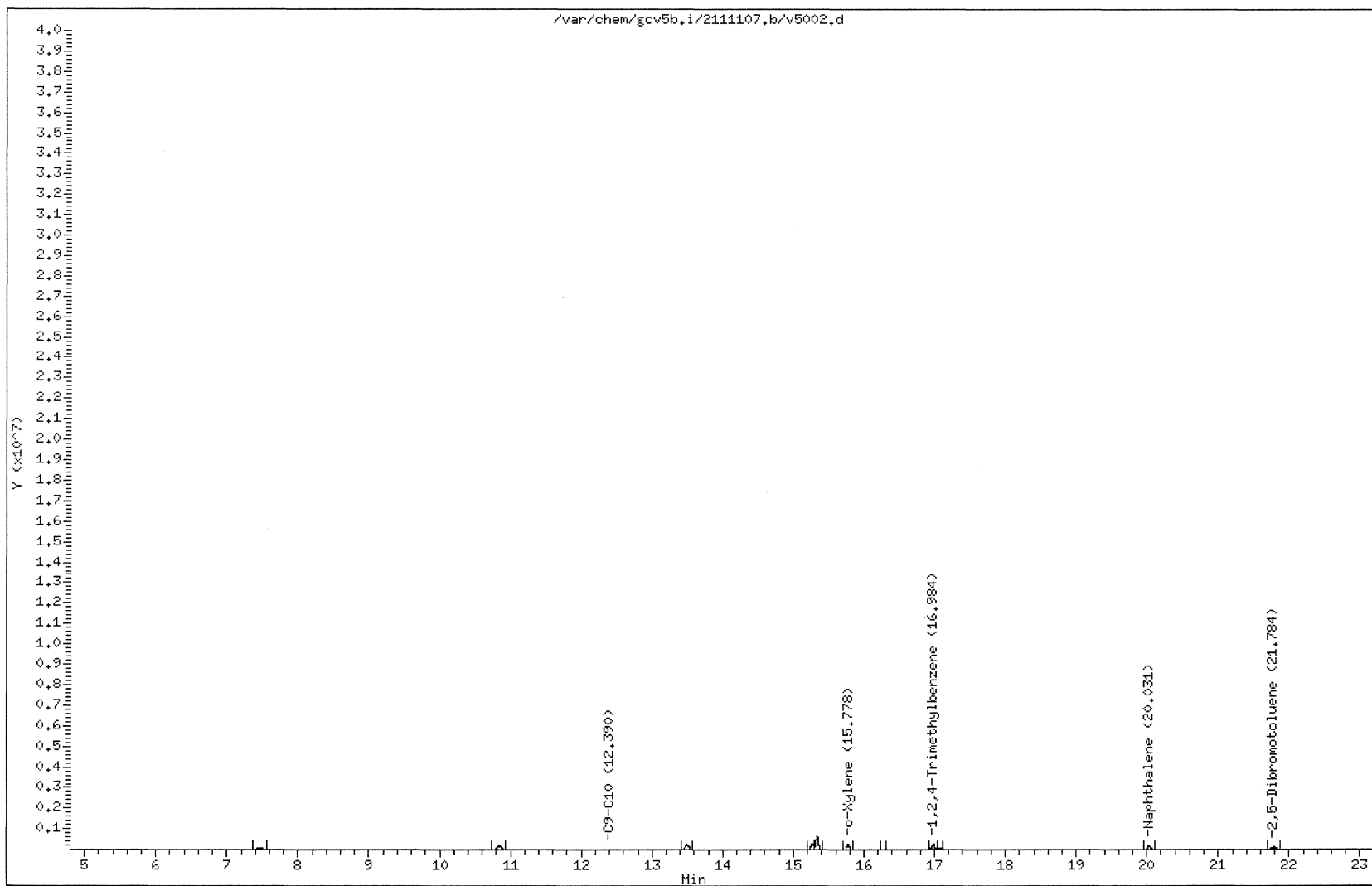
Data File: /var/chem/gcv5b.i/2111107.b/v5002.d
Date : 07-NOV-2011 11:51
Client ID: 1003188
Sample Info: 1003188
Volume Injected (uL): 1.0
Column phase: DB-624-30

Page 1

Instrument: gcv5b.i

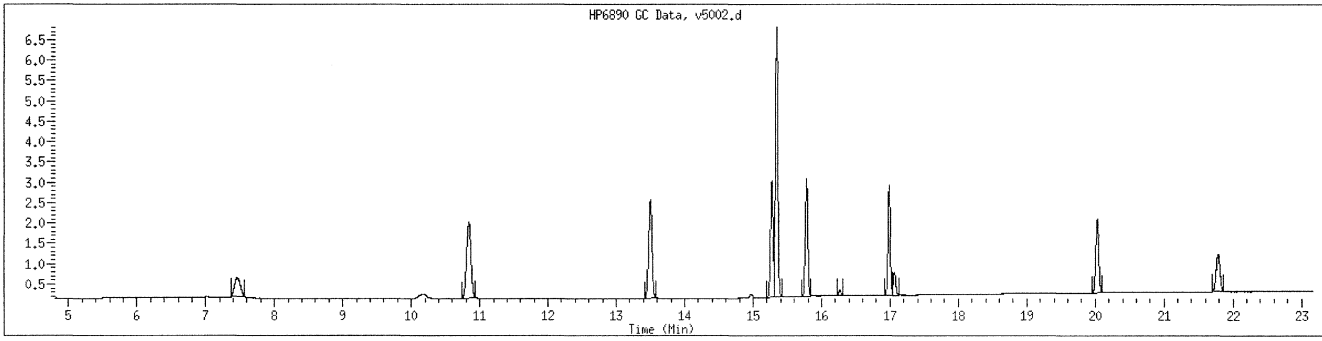
Operator: JAR

Column diameter: 0.53



MANUAL INTEGRATION GRAPHIC REPORT

Lab ID : 1003188 SampleType : LCS
Injection Date: 11/07/2011 11:51 Instrument : gcv5b.i
Operator : JAR
Sample Info : 1003188
Misc Info : lcs6/12/4
Method : /var/chem/gcv5b.i/2111107.b/PIDMVPH.m
Dilution : 1.0
Matrix : WATER
Integrator : Falcon Compound Sublist: aromatic



NO MANUAL INTEGRATIONS

GCAL, Inc.

Data file : /var/chem/gcv5a.i/2111107.b/v5002.d
 Lab Smp Id: lcs6/12/4
 Inj Date : 07-NOV-2011 11:51
 Operator : JAR
 Smp Info : lcs6/12/4
 Misc Info :
 Comment :
 Method : /var/chem/gcv5a.i/2111107.b/FIDMVPH.m
 Meth Date : 07-Nov-2011 10:29 jar
 Cal Date : 05-NOV-2011 01:52
 Als bottle: 1
 Dil Factor: 1.00000
 Integrator: Falcon
 Target Version: 3.50
 Processing Host: org.gcal.com

Inst ID: gcv5a.i
 Quant Type: ESTD
 Cal File: v5011.d
 QC Sample: LCS
 Compound Sublist: aliphatic1+surr.sub

Concentration Formula: Amt * DF * Uf * Vt/(Vo * Vi) * CpndVariable

Name	Value	Description
DF	1.00000	Dilution Factor
Uf	1.00000	Correction factor
Vt	1.00000	Volume of final extract (mL)
Vo	1.00000	Volume of sample extracted (mL)
Vi	1.00000	Volume injected (uL)

Cpnd Variable

Local Compound Variable

Compounds	RT	EXP RT	DLT RT	RESPONSE	CONCENTRATIONS	
					ON-COLUMN (ug/L)	FINAL (ug/L)
M 2 C5-C8				1496403	152.268	152
1 n-Pentane	5.269	5.263	0.006	446597	49.6209	49.6
3 2-Methyl Pentane	6.485	6.480	0.005	522005	50.0112	50.0
6 Isooctane	9.564	9.557	0.007	527801	52.6359	52.6(M1)
13 n-Decane	15.962	15.959	0.003	281892	50.7463	50.7
15 n-Butylcyclohexane	16.744	16.742	0.002	324847	54.5185	54.5
16 Naphthalene	19.621	19.617	0.004	473106	53.4382	53.4
M 5 C9-C12				606739	105.265	105
\$ 17 2,5-Dibromotoluene	21.296	21.294	0.002	146985	49.1646	49.2

QC Flag Legend

M1- Compound response manually integrated because
Target system did not integrate.

Date : 07-NOV-2011 11:51

Client ID:

Instrument: gcv5a.i

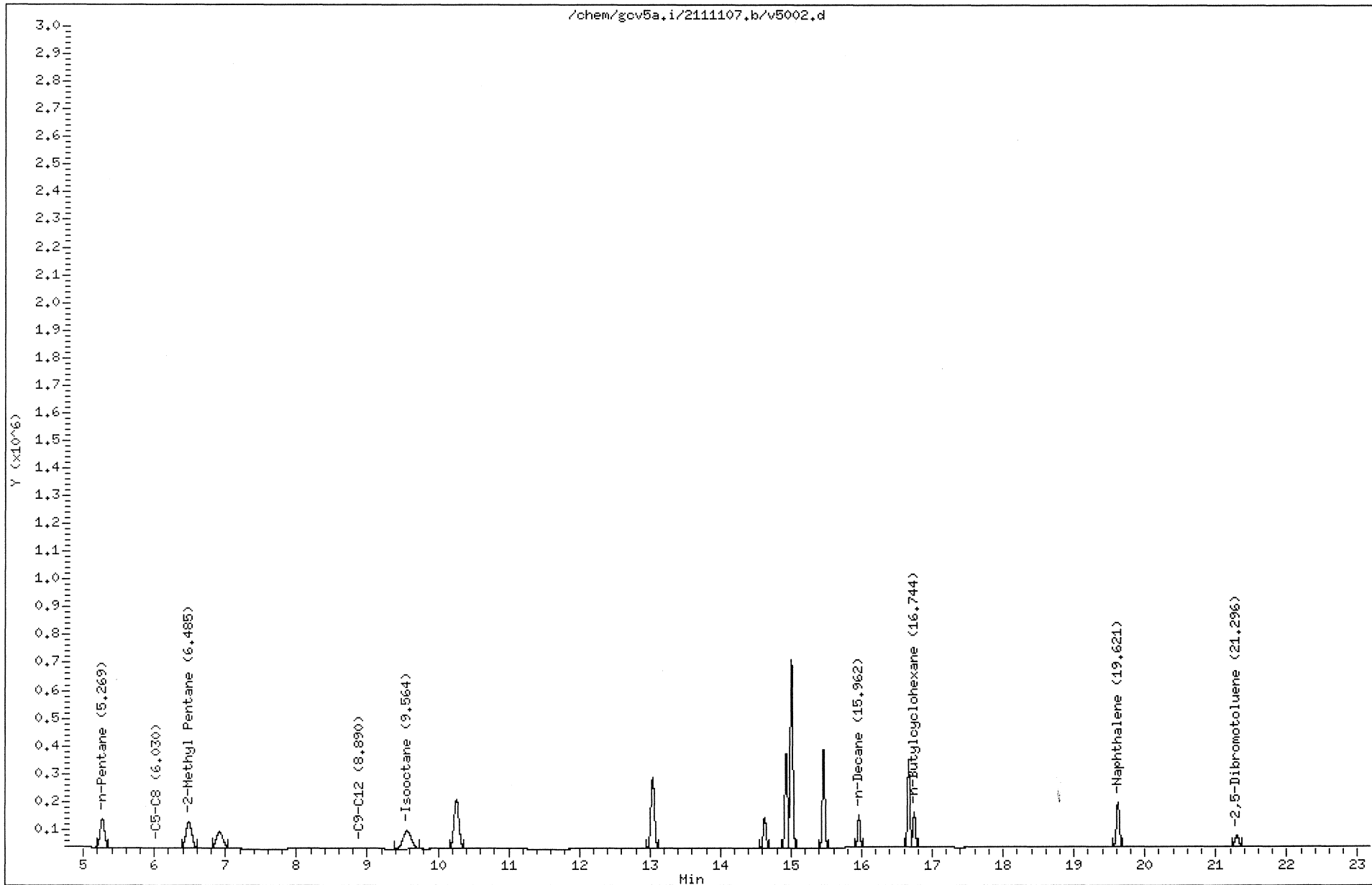
Sample Info: lcs6/12/4

Volume Injected (uL): 1.0

Operator: JAR

Column phase: DB-624-30

Column diameter: 0.53



211110258 368

1D
ORGANICS ANALYSIS DATA SHEET

Lab Name: GCAL Sample ID: ES047 MS
 Lab Code: LA024 Case No.: _____ Contract: _____
 Matrix: Water SAS No.: _____ SDG No.: 211110258
 Sample wt/vol: 5 Units: mL Lab Sample ID: 21110312403
 Level: (low/med) _____ Date Collected: 10/24/11 Time: 0830
 % Moisture: _____ decanted: (Y/N) _____ Date Received: 10/29/11
 GC Column: _____ ID: _____ (mm) Date Extracted: _____
 Concentrated Extract Volume: 5000 (µL) Date Analyzed: 11/07/11 Time: 1925
 Soil Aliquot Volume: _____ (µL) Dilution Factor: 10 Analyst: JAR
 Injection Volume: 1 (µL) Prep Method: _____
 GPC Cleanup: (Y/N) N pH: _____ Analytical Method: MASSVPH
 Prep Batch: _____ Analytical Batch: 468512 Sulfur Cleanup: (Y/N) N Instrument ID: GCV5B
 CONCENTRATION UNITS: ug/L Lab File ID: 2111107/v5014

CAS NO.	COMPOUND	RESULT	Q	MDL	LOD	LOQ
GCV-00-4	C5-C8 Aliphatic	1440		33.1	150	300
GCV-00-5	C9-C12 Aliphatic	1760		32.0	100	200
GCV-00-6	C9-C10 Aromatic	739		12.4	50.0	100

GCAL, Inc.

Data file : /var/chem/gcv5b.i/2111107.b/v5014.d
Lab Smp Id: 21110312403 Client Smp ID: 21110312403
Inj Date : 07-NOV-2011 19:25
Operator : JAR Inst ID: gcv5b.i
Smp Info : 21110312403*10
Misc Info :
Comment :
Method : /var/chem/gcv5b.i/2111107.b/PIDMVPH.m
Meth Date : 08-Nov-2011 13:36 jar Quant Type: ESTD
Cal Date : 05-NOV-2011 01:52 Cal File: v5011.d
Als bottle: 1 QC Sample: MS
Dil Factor: 10.00000
Integrator: Falcon Compound Sublist: aromatic.sub
Target Version: 3.50
Processing Host: org.gcal.com

Concentration Formula: Amt * DF * Uf * Vt / (Vo * Vi) * CpndVariable

Name	Value	Description
DF	10.00000	Dilution Factor
Uf	1.00000	Correction factor
Vt	1.00000	Volume of final extract (mL)
Vo	1.00000	Volume of sample extracted (mL)
Vi	1.00000	Volume injected (uL)

Cpnd Variable Local Compound Variable

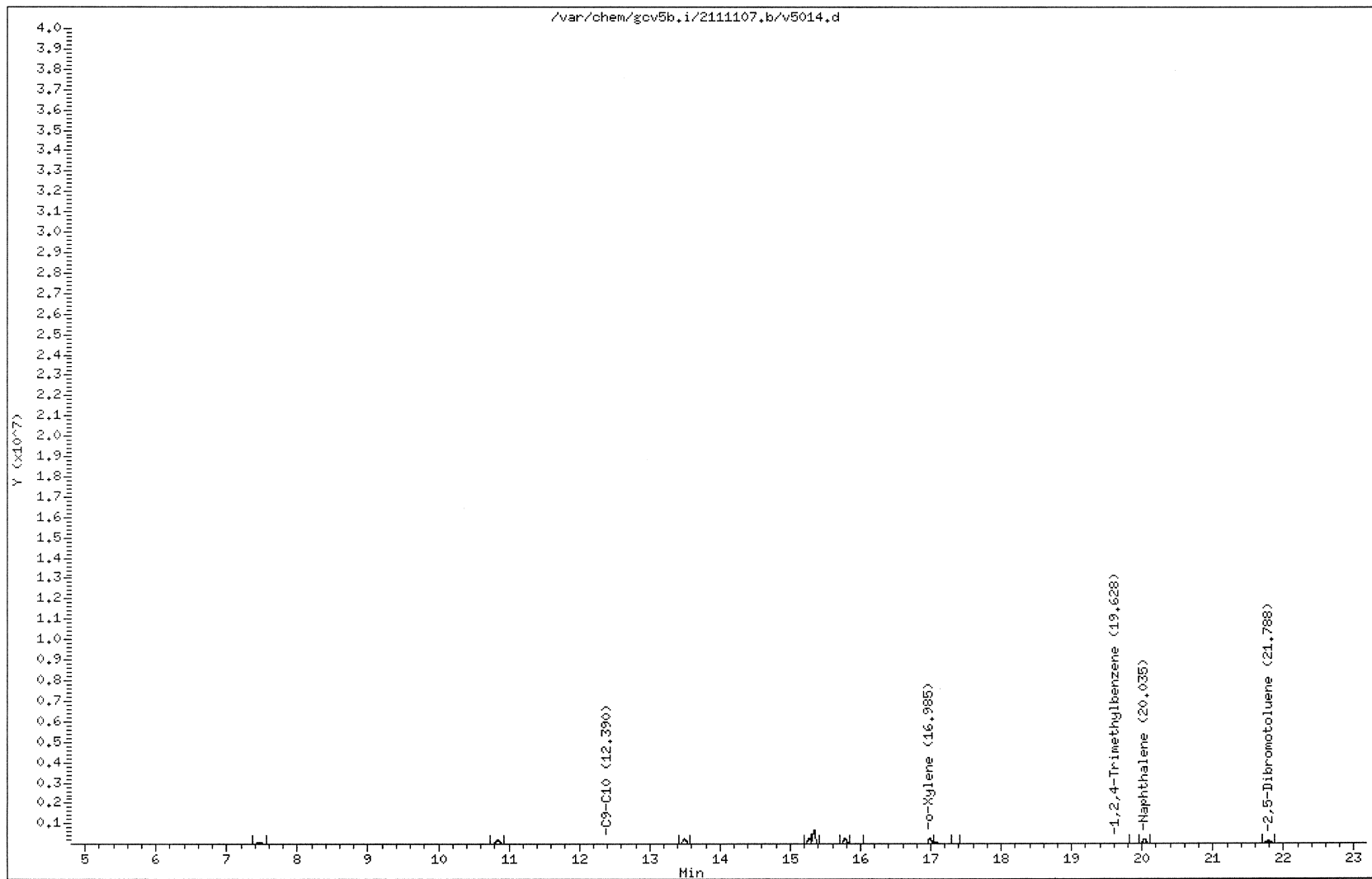
Compounds					CONCENTRATIONS		
	RT	EXP RT	DLT RT	RESPONSE	ON-COLUMN (ug/L)	FINAL (ug/L)	
6 o-Xylene	16.985	15.777	1.208	722379	53.2347	532 (M1)	
7 1,2,4-Trimethylbenzene	19.628	16.983	2.645	166981	13.8816	139 (RM1)	
M 9 C9-C10				889360	73.9349	739 (R)	
8 Naphthalene	20.035	20.028	0.007	553290	54.3174	543	
\$ 10 2,5-Dibromotoluene	21.788	21.781	0.007	371390	53.1159	531	

QC Flag Legend

R - Spike/Surrogate failed recovery limits.
M1- Compound response manually integrated because
Target system did not integrate.

Data File: /var/chem/gcv5b.i/2111107,b/v5014.d
Date : 07-NOV-2011 19:25
Client ID: 21110312403
Sample Info: 21110312403*10
Volume Injected (uL): 1.0
Column phase: DB-624-30

Instrument: gcv5b.i
Operator: JAR
Column diameter: 0.53

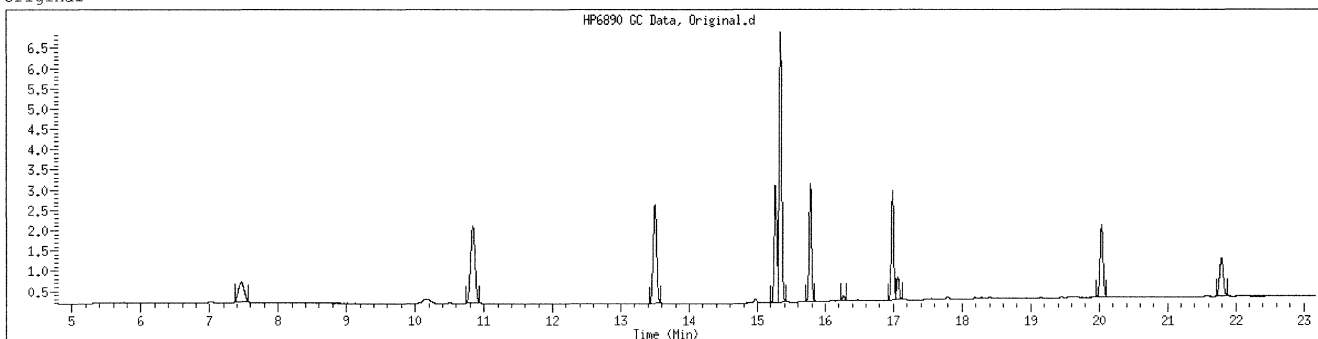


Report Date: 11/08/2011 13:36

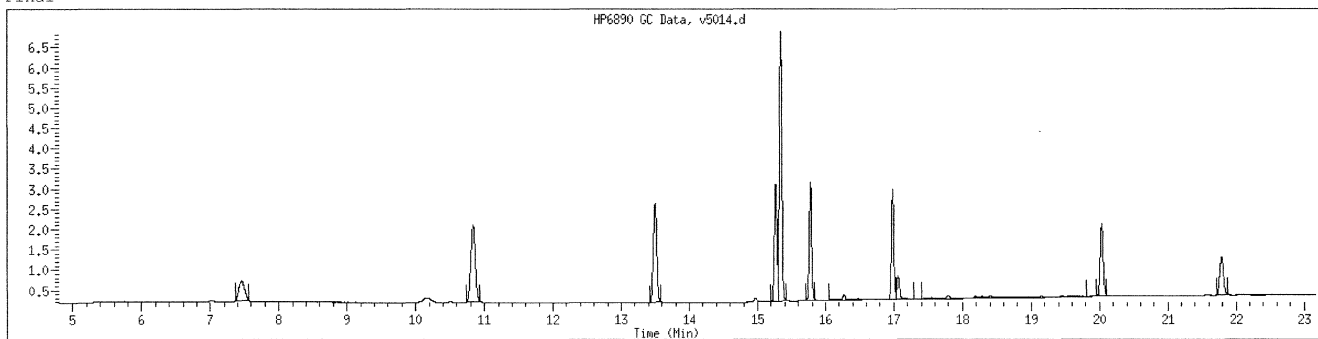
MANUAL INTEGRATION GRAPHIC REPORT

Lab ID : 21110312403 SampleType : MS
Injection Date: 11/07/2011 19:25 Instrument : gcv5b.i
Operator : JAR
Sample Info : 21110312403*10
Misc Info :
Method : /var/chem/gcv5b.i/2111107.b/PIDMVPH.m
Dilution : 10.0
Matrix : WATER
Integrator : Falcon Compound Sublist: aromatic

Original



Final



GCAL, Inc.

Data file : /var/chem/gcv5a.i/2111107.b/v5014.d
 Lab Smp Id: 21110312403 Client Smp ID: 21110312403
 Inj Date : 07-NOV-2011 19:25
 Operator : JAR Inst ID: gcv5a.i
 Smp Info : 21110312403*10
 Misc Info :
 Comment :
 Method : /var/chem/gcv5a.i/2111107.b/FIDMVPH.m
 Meth Date : 08-Nov-2011 10:11 jar Quant Type: ESTD
 Cal Date : 05-NOV-2011 01:52 Cal File: v5011.d
 Als bottle: 1
 Dil Factor: 10.00000
 Integrator: Falcon Compound Sublist: aliphatic1+surr.sub
 Target Version: 3.50
 Processing Host: org.gcal.com

Concentration Formula: Amt * DF * Uf * Vt / (Vo * Vi) * CpndVariable

Name	Value	Description
DF	10.00000	Dilution Factor
Uf	1.00000	Correction factor
Vt	1.00000	Volume of final extract (mL)
Vo	1.00000	Volume of sample extracted (mL)
Vi	1.00000	Volume injected (uL)

Cpnd Variable

Local Compound Variable

Compounds	RT	EXP RT	DLT RT	RESPONSE	CONCENTRATIONS	
					ON-COLUMN (ug/L)	FINAL (ug/L)
M 2 C5-C8				1417508	144.336	1440
1 n-Pentane	5.266	5.266	0.000	437501	48.6103	486
3 2-Methyl Pentane	6.482	6.482	0.000	512046	49.0571	490
6 Isooctane	9.562	9.562	0.000	467961	46.6682	467
13 n-Decane	15.963	15.963	0.000	303160	54.5751	546 (M1)
15 n-Butylcyclohexane	16.746	16.746	0.000	726489	121.925	1220 (AM1)
16 Naphthalene	19.623	19.623	0.000	471380	53.2433	532
M 5 C9-C12				1029649	176.500	1760
§ 17 2,5-Dibromotoluene	21.300	21.301	-0.001	151837	50.7875	508

QC Flag Legend

- A - Target compound detected but, quantitated amount exceeded maximum amount.
- M1- Compound response manually integrated because Target system did not integrate.

Date : 07-NOV-2011 19:25

Client ID: 21110312403

Instrument: gcv5a.i

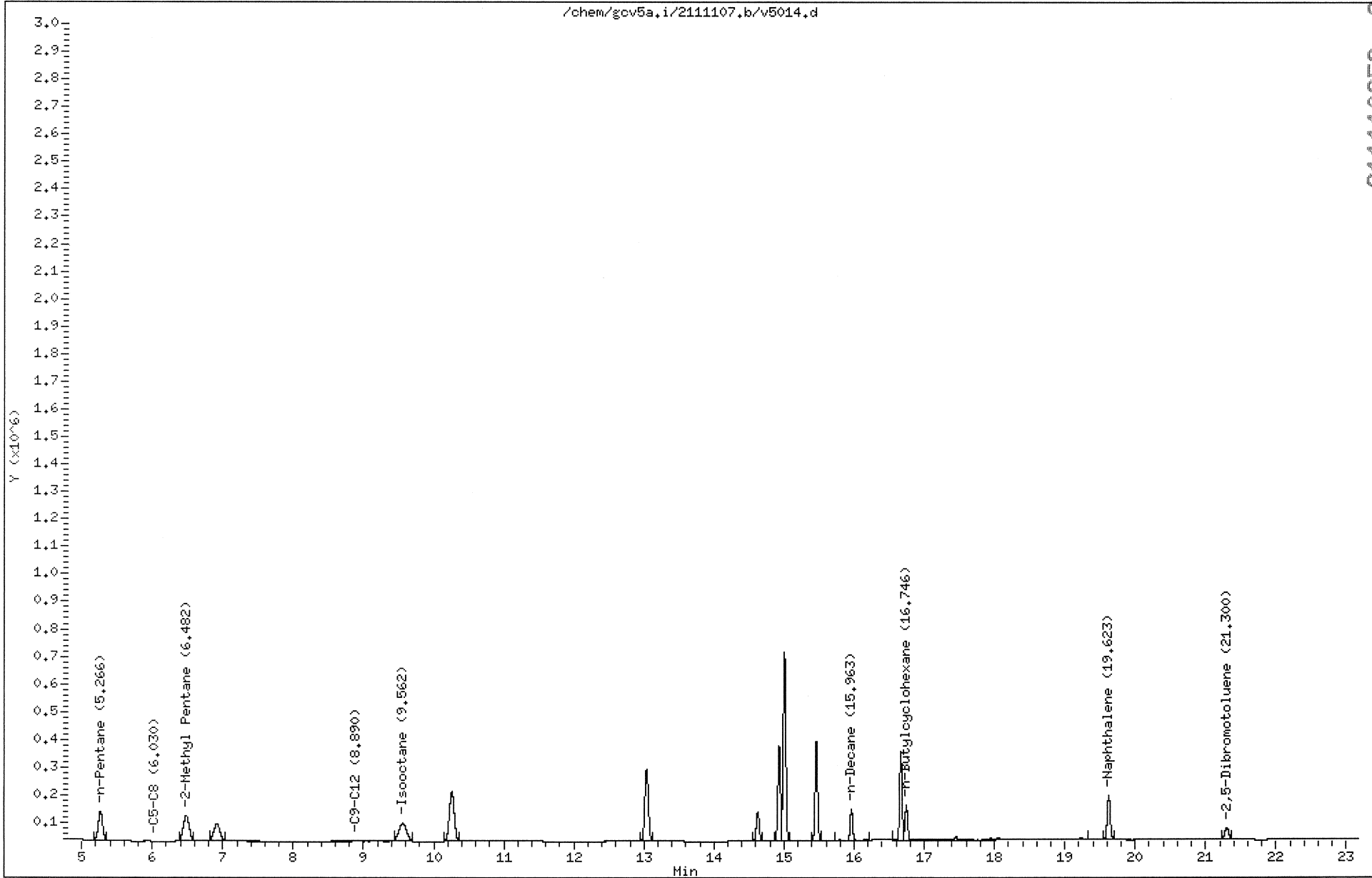
Sample Info: 21110312403*10

Volume Injected (uL): 1.0

Operator: JAR

Column phase: DB-624-30

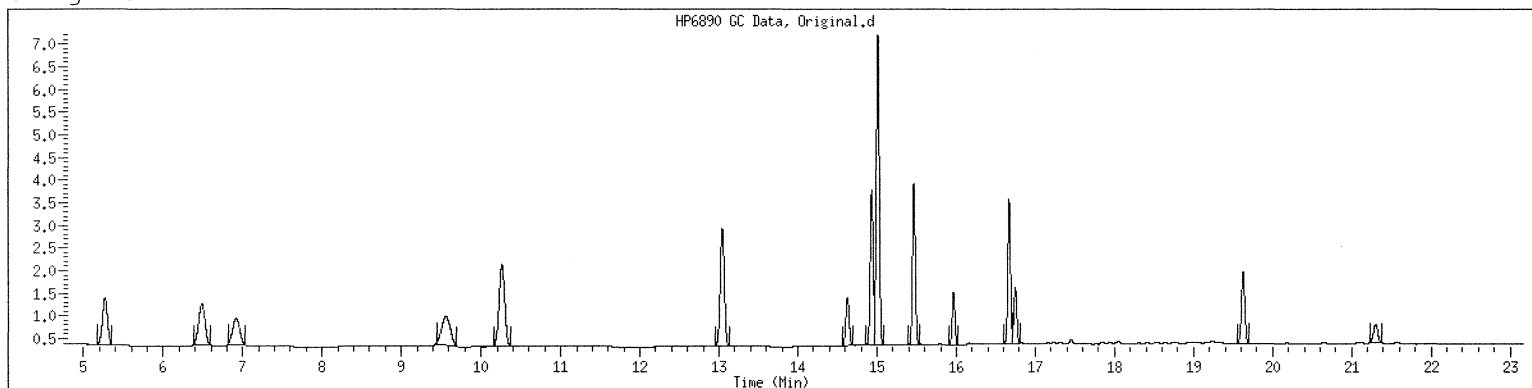
Column diameter: 0.53



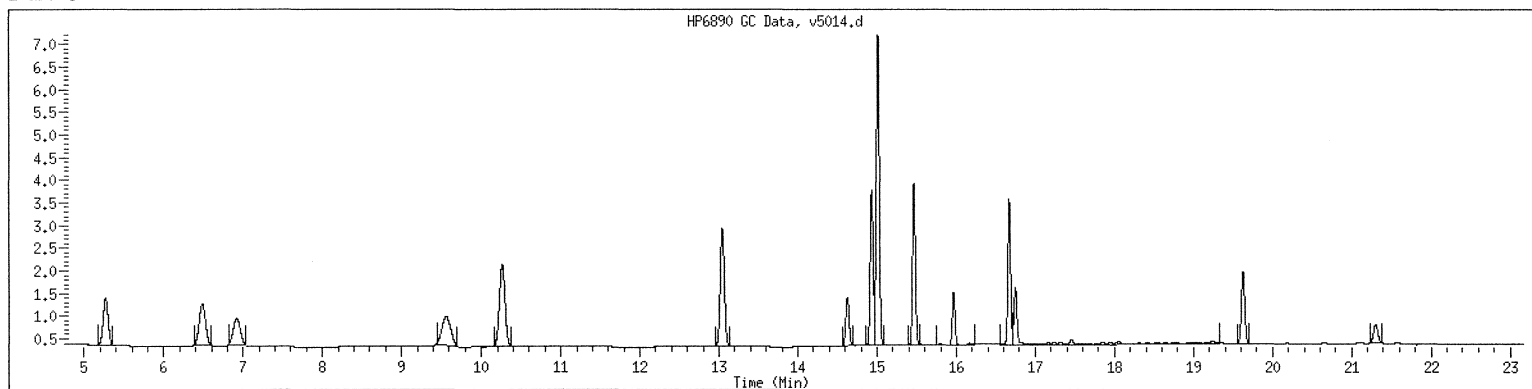
MANUAL INTEGRATION GRAPHIC REPORT

Lab ID : 21110312403 SampleType : SAMPLE
Injection Date: 11/07/2011 19:25 Instrument : gcv5a.i
Operator : JAR
Sample Info : 21110312403*10
Misc Info :
Method : /var/chem/gcv5a.i/2111107.b/FIDMVPH.m
Dilution : 10.0
Matrix : WATER
Integrator : Falcon Compound Sublist: aliphatic1+surr

Original



Final



1D
ORGANICS ANALYSIS DATA SHEET

Lab Name: <u>GCAL</u>	Sample ID: <u>ES053 MS</u>
Lab Code: <u>LA024</u> Case No.: _____	Contract: _____
Matrix: <u>Water</u>	SAS No.: _____ SDG No.: <u>211110258</u>
Sample wt/vol: <u>5</u> Units: <u>mL</u>	Lab Sample ID: <u>21110312409</u>
Level: (low/med) _____	Date Collected: <u>10/26/11</u> Time: <u>1043</u>
% Moisture: _____ decanted: (Y/N) _____	Date Received: <u>10/29/11</u>
GC Column: _____ ID: _____ (mm)	Date Extracted: _____
Concentrated Extract Volume: <u>5000</u> (μ L)	Date Analyzed: <u>11/08/11</u> Time: <u>1152</u>
Soil Aliquot Volume: _____ (μ L)	Dilution Factor: <u>1</u> Analyst: <u>JAR</u>
Injection Volume: <u>1</u> (μ L)	Prep Method: _____
GPC Cleanup: (Y/N) <u>N</u> pH: _____	Analytical Method: <u>MASSVPH</u>
Prep Batch: _____ Analytical Batch: <u>468512</u>	Sulfur Cleanup: (Y/N) <u>N</u> Instrument ID: <u>GCV5B</u>
CONCENTRATION UNITS: <u>ug/L</u>	Lab File ID: <u>2111107/v5029</u>

CAS NO.	COMPOUND	RESULT	Q	MDL	LOD	LOQ
GCV-00-4	C5-C8 Aliphatic	156		3.31	15.0	30.0
GCV-00-6	C9-C10 Aromatic	61.2		1.24	5.00	10.0
GCV-00-5	C9-C12 Aliphatic	112		3.20	10.0	20.0

GCAL, Inc.

Data file : /var/chem/gcv5b.i/2111107.b/v5029.d
 Lab Smp Id: 21110312409 Client Smp ID: 21110312409
 Inj Date : 08-NOV-2011 11:52
 Operator : JAR Inst ID: gcv5b.i
 Smp Info : 21110312409
 Misc Info :
 Comment :
 Method : /var/chem/gcv5b.i/2111107.b/PIDMVPH.m
 Meth Date : 08-Nov-2011 13:39 jar Quant Type: ESTD
 Cal Date : 05-NOV-2011 01:52 Cal File: v5011.d
 Als bottle: 1 QC Sample: MS
 Dil Factor: 1.00000
 Integrator: Falcon Compound Sublist: aromatic.sub
 Target Version: 3.50
 Processing Host: org.gcal.com

Concentration Formula: Amt * DF * Uf * Vt / (Vo * Vi) * CpndVariable

Name	Value	Description
DF	1.00000	Dilution Factor
Uf	1.00000	Correction factor
Vt	1.00000	Volume of final extract (mL)
Vo	1.00000	Volume of sample extracted (mL)
Vi	1.00000	Volume injected (uL)

Cpnd Variable Local Compound Variable

Compounds	RT	EXP RT	DLT RT	RESPONSE	CONCENTRATIONS	
					ON-COLUMN (ug/L)	FINAL (ug/L)
6 o-Xylene	15.782	15.777	0.005	798418	58.8383	58.8
7 1,2,4-Trimethylbenzene	16.989	16.983	0.006	736749	61.2479	61.2
M 9 C9-C10				736749	61.2479	61.2
8 Naphthalene	20.042	20.028	0.014	599685	58.8721	58.9
\$ 10 2,5-Dibromotoluene	21.797	21.781	0.016	421952	60.3473	60.3

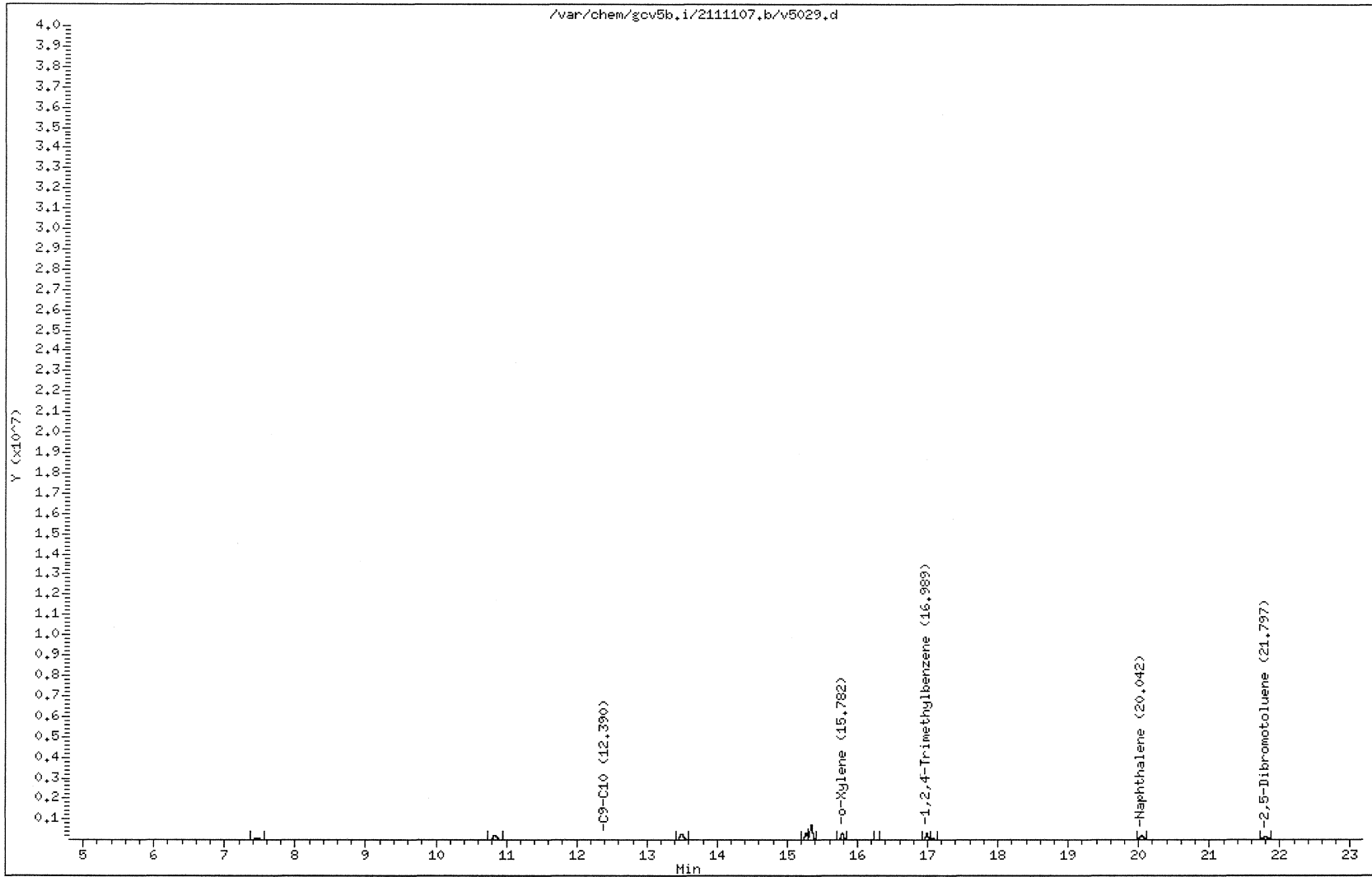
Data File: /var/chem/gov5b.i/2111107.b/v5029.d
Date : 08-NOV-2011 11:52
Client ID: 21110312409
Sample Info: 21110312409
Volume Injected (uL): 1.0
Column phase: DB-624-30

Page 1

Instrument: gov5b.i

Operator: JAR

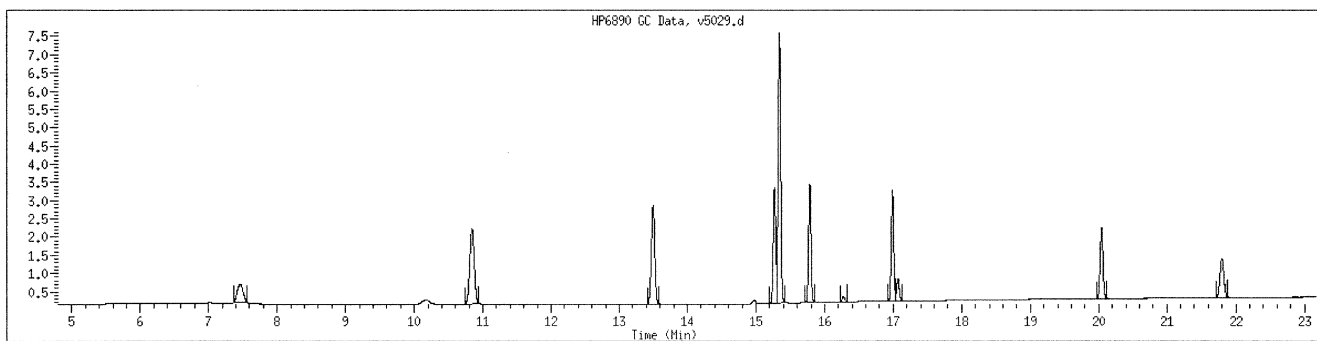
Column diameter: 0.53



Report Date: 11/08/2011 13:41

MANUAL INTEGRATION GRAPHIC REPORT

Lab ID : 21110312409 SampleType : MS
Injection Date: 11/08/2011 11:52 Instrument : gcv5b.i
Operator : JAR
Sample Info : 21110312409
Misc Info :
Method : /var/chem/gcv5b.i/2111107.b/PIDMVPH.m
Dilution : 1.0
Matrix : WATER
Integrator : Falcon Compound Sublist: aromatic



NO MANUAL INTEGRATIONS

GCAL, Inc.

Data file : /var/chem/gcv5a.i/2111107.b/v5029.d
 Lab Smp Id: 21110312409 Client Smp ID: 21110312409
 Inj Date : 08-NOV-2011 11:52
 Operator : JAR Inst ID: gcv5a.i
 Smp Info : 21110312409
 Misc Info :
 Comment :
 Method : /var/chem/gcv5a.i/2111107.b/FIDMVPH.m
 Meth Date : 08-Nov-2011 13:07 jar Quant Type: ESTD
 Cal Date : 05-NOV-2011 01:52 Cal File: v5011.d
 Als bottle: 1 QC Sample: MS
 Dil Factor: 1.00000
 Integrator: Falcon Compound Sublist: aliphatic1+surr.sub
 Target Version: 3.50
 Processing Host: org.gcal.com

Concentration Formula: Amt * DF * Uf * Vt / (Vo * Vi) * CpndVariable

Name	Value	Description
DF	1.00000	Dilution Factor
Uf	1.00000	Correction factor
Vt	1.00000	Volume of final extract (mL)
Vo	1.00000	Volume of sample extracted (mL)
Vi	1.00000	Volume injected (uL)

Cpnd Variable

Local Compound Variable

Compounds	RT	EXP RT	DLT RT	RESPONSE	CONCENTRATIONS	
					ON-COLUMN (ug/L)	FINAL (ug/L)
M 2 C5-C8				1529527	155.685	156
1 n-Pentane	5.267	5.269	-0.002	469035	52.1140	52.1
3 2-Methyl Pentane	6.485	6.485	0.000	558084	53.4679	53.5
6 Isooctane	9.566	9.563	0.003	502407	50.1034	50.1
13 n-Decane	15.967	15.961	0.006	298413	53.7206	53.7
15 n-Butylcyclohexane	16.751	16.743	0.008	349751	58.6982	58.7
16 Naphthalene	19.632	19.618	0.014	511785	57.8071	57.8
M 5 C9-C12				648165	112.419	112
\$ 17 2,5-Dibromotoluene	21.309	21.295	0.014	175784	58.7976	58.8

Date : 08-NOV-2011 11:52

Client ID: 21110312409

Instrument: gcv5a.i

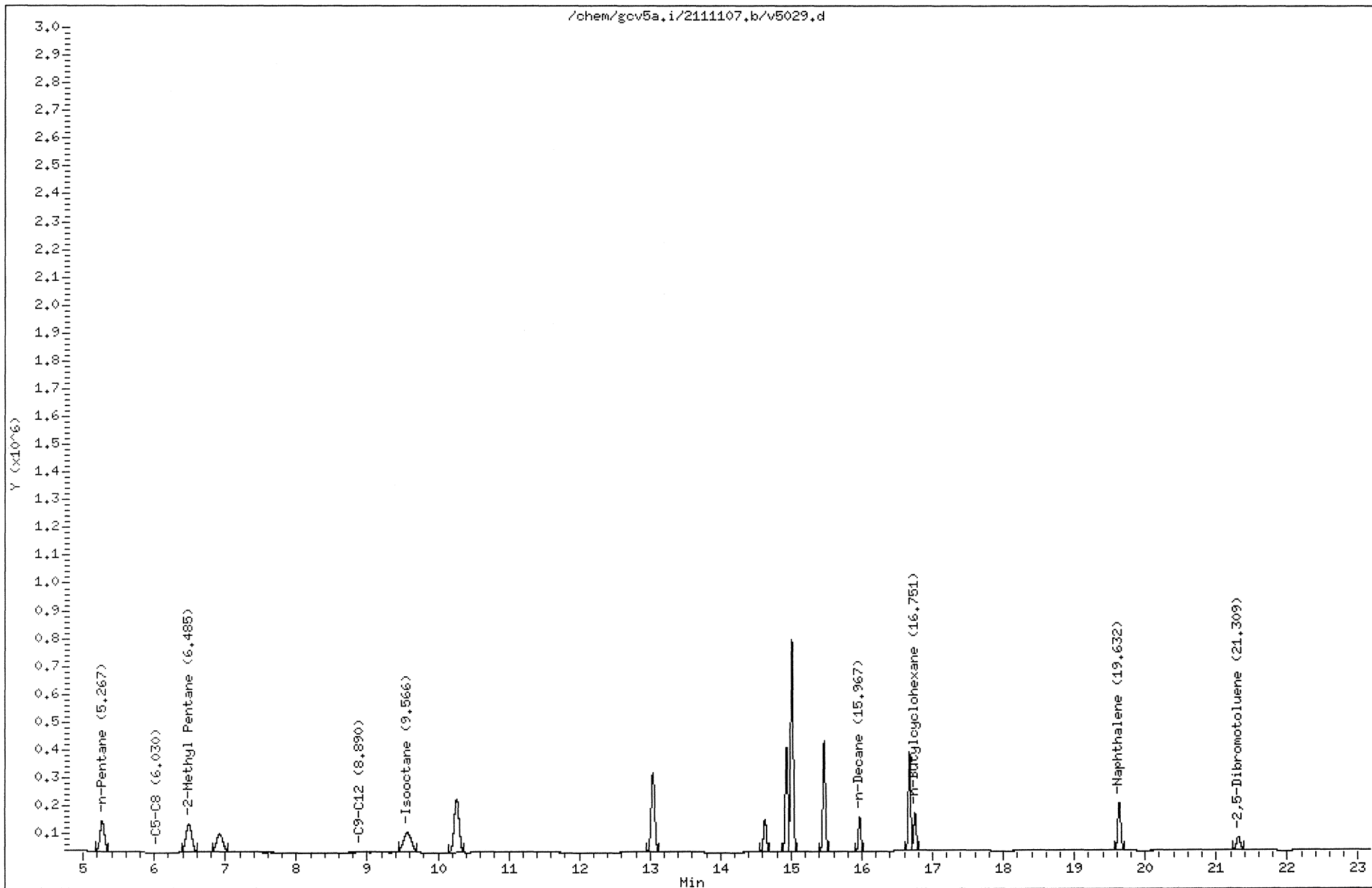
Sample Info: 21110312409

Volume Injected (uL): 1.0

Operator: JAR

Column phase: DB-624-30

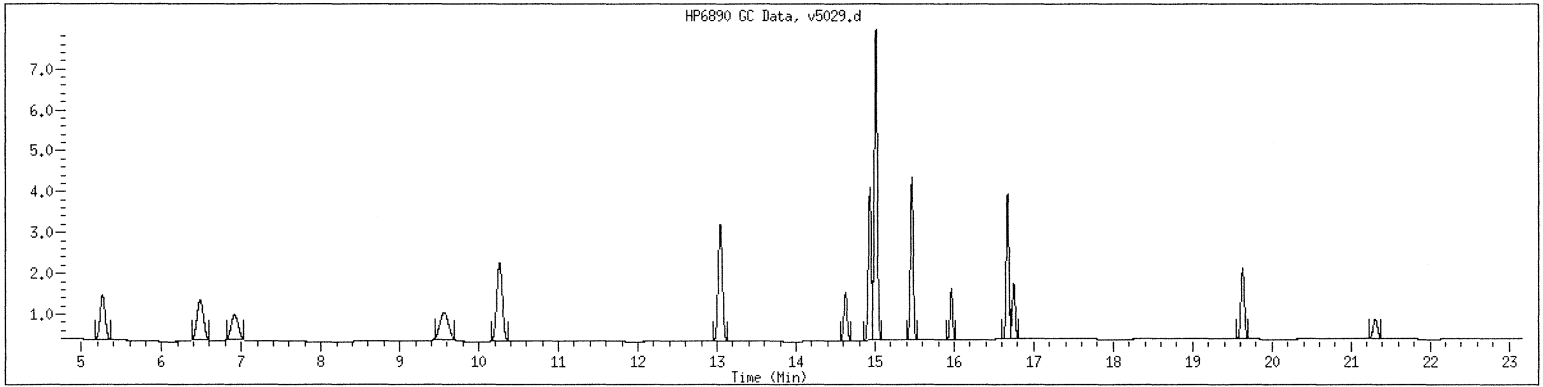
Column diameter: 0.53



211110258 383

MANUAL INTEGRATION GRAPHIC REPORT

Lab ID : 21110312409 SampleType : MS
Injection Date: 11/08/2011 11:52 Instrument : gcv5a.i
Operator : JAR
Sample Info : 21110312409
Misc Info :
Method : /var/chem/gcv5a.i/2111107.b/FIDMVPH.m
Dilution : 1.0
Matrix : WATER
Integrator : Falcon Compound Sublist: aliphatic1+surr



NO MANUAL INTEGRATIONS

1D
ORGANICS ANALYSIS DATA SHEET

Lab Name: GCAL Sample ID: ES047 MSD
 Lab Code: LA024 Case No.: _____ Contract: _____
 Matrix: Water SAS No.: _____ SDG No.: 211110258
 Sample wt/vol: 5 Units: mL Lab Sample ID: 21110312404
 Level: (low/med) _____ Date Collected: 10/24/11 Time: 0830
 % Moisture: _____ decanted: (Y/N) _____ Date Received: 10/29/11
 GC Column: _____ ID: _____ (mm) Date Extracted: _____
 Concentrated Extract Volume: 5000 (µL) Date Analyzed: 11/07/11 Time: 1955
 Soil Aliquot Volume: _____ (µL) Dilution Factor: 10 Analyst: JAR
 Injection Volume: 1 (µL) Prep Method: _____
 GPC Cleanup: (Y/N) N pH: _____ Analytical Method: MASSVPH
 Prep Batch: _____ Analytical Batch: 468512 Sulfur Cleanup: (Y/N) N Instrument ID: GCV5B
 CONCENTRATION UNITS: ug/L Lab File ID: 2111107/v5015

CAS NO.	COMPOUND	RESULT	Q	MDL	LOD	LOQ
GCV-00-4	C5-C8 Aliphatic	1440		33.1	150	300
GCV-00-5	C9-C12 Aliphatic	1560		32.0	100	200
GCV-00-6	C9-C10 Aromatic	688		12.4	50.0	100

GCAL, Inc.

Data file : /var/chem/gcv5b.i/2111107.b/v5015.d
Lab Smp Id: 21110312404 Client Smp ID: 21110312404
Inj Date : 07-NOV-2011 19:55
Operator : JAR Inst ID: gcv5b.i
Smp Info : 21110312404*10
Misc Info :
Comment :
Method : /var/chem/gcv5b.i/2111107.b/PIDMVPH.m
Meth Date : 08-Nov-2011 13:36 jar Quant Type: ESTD
Cal Date : 05-NOV-2011 01:52 Cal File: v5011.d
Als bottle: 1 QC Sample: MSD
Dil Factor: 10.00000
Integrator: Falcon Compound Sublist: aromatic.sub
Target Version: 3.50
Processing Host: org.gcal.com

Concentration Formula: Amt * DF * Uf * Vt / (Vo * Vi) * CpndVariable

Name	Value	Description
DF	10.00000	Dilution Factor
Uf	1.00000	Correction factor
Vt	1.00000	Volume of final extract (mL)
Vo	1.00000	Volume of sample extracted (mL)
Vi	1.00000	Volume injected (uL)

Cpnd Variable Local Compound Variable

Compounds	CONCENTRATIONS						
	RT	EXP RT	DLT RT	RESPONSE	ON-COLUMN (ug/L)	FINAL (ug/L)	
6 o-Xylene	16.983	15.777	1.206	671639	49.4955	495 (M1)	
7 1,2,4-Trimethylbenzene	17.065	16.983	0.082	156074	12.9749	130 (RM1)	
M 9 C9-C10				827713	68.8100	688 (R)	
8 Naphthalene	20.031	20.028	0.003	538473	52.8628	529	
S 10 2,5-Dibromotoluene	21.784	21.781	0.003	363301	51.9591	520	

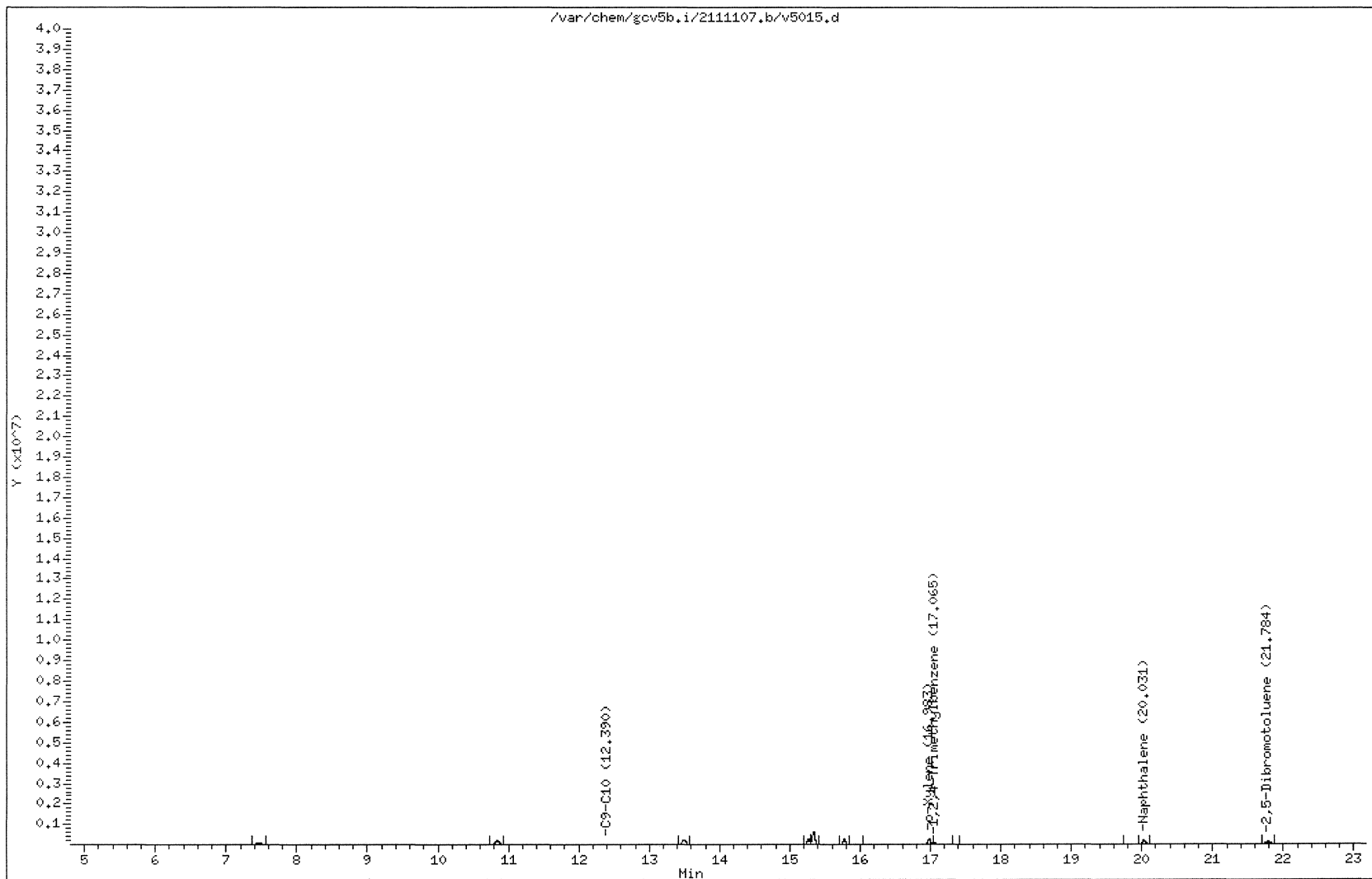
QC Flag Legend

R - Spike/Surrogate failed recovery limits.
M1- Compound response manually integrated because
Target system did not integrate.

Data File: /var/chem/gcv5b.i/2111107.b/v5015.d
Date : 07-NOV-2011 19:55
Client ID: 21110312404
Sample Info: 21110312404*10
Volume Injected (uL): 1.0
Column phase: DB-624-30

Page 1

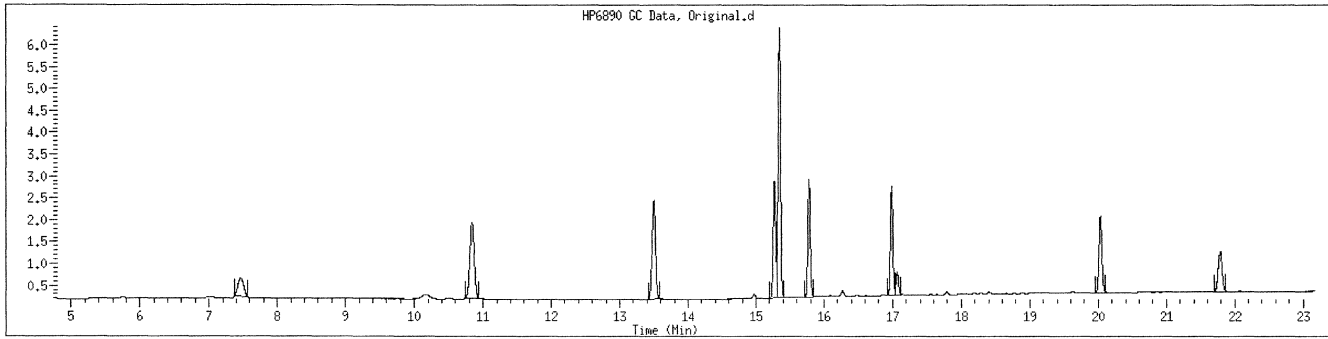
Instrument: gcv5b.i
Operator: JAR
Column diameter: 0.53



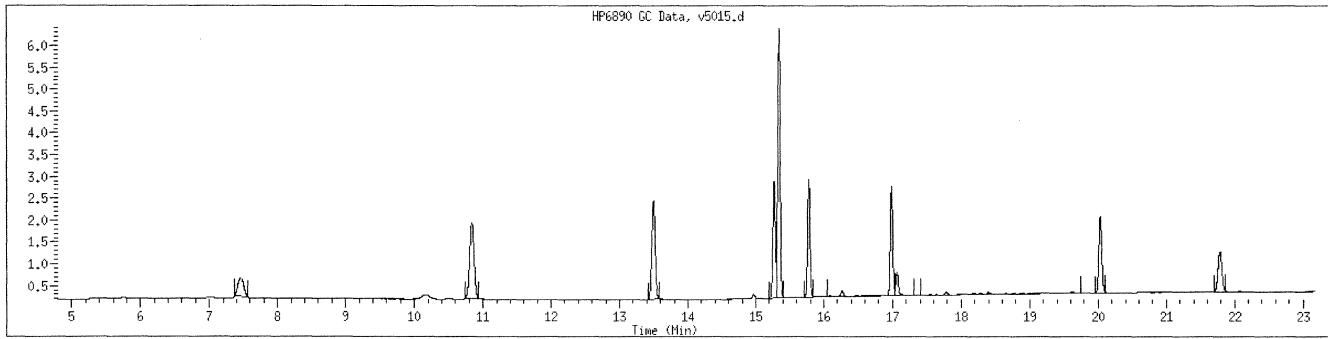
MANUAL INTEGRATION GRAPHIC REPORT

Lab ID : 21110312404 SampleType : MSD
Injection Date: 11/07/2011 19:55 Instrument : gcv5b.i
Operator : JAR
Sample Info : 21110312404*10
Misc Info :
Method : /var/chem/gcv5b.i/2111107.b/PIDMVPH.m
Dilution : 10.0
Matrix : WATER
Integrator : Falcon Compound Sublist: aromatic

Original



Final



GCAL, Inc.

Data file : /var/chem/gcv5a.i/2111107.b/v5015.d
 Lab Smp Id: 21110312404 Client Smp ID: 21110312404
 Inj Date : 07-NOV-2011 19:55
 Operator : JAR Inst ID: gcv5a.i
 Smp Info : 21110312404*10
 Misc Info :
 Comment :
 Method : /var/chem/gcv5a.i/2111107.b/FIDMVPH.m
 Meth Date : 08-Nov-2011 10:11 jar Quant Type: ESTD
 Cal Date : 05-NOV-2011 01:52 Cal File: v5011.d
 Als bottle: 1
 Dil Factor: 10.00000
 Integrator: Falcon Compound Sublist: aliphatic1+surr.sub
 Target Version: 3.50
 Processing Host: org.gcal.com

Concentration Formula: Amt * DF * Uf * Vt / (Vo * Vi) * CpndVariable

Name	Value	Description
DF	10.00000	Dilution Factor
Uf	1.00000	Correction factor
Vt	1.00000	Volume of final extract (mL)
Vo	1.00000	Volume of sample extracted (mL)
Vi	1.00000	Volume injected (uL)

Cpnd Variable

Local Compound Variable

Compounds	RT	EXP RT	DLT RT	RESPONSE	CONCENTRATIONS	
					ON-COLUMN (ug/L)	FINAL (ug/L)
M 2 C5-C8				1418180	144.116	1440
1 n-Pentane	5.267	5.266	0.001	413778	45.9745	460 (M1)
3 2-Methyl Pentane	6.483	6.482	0.001	516302	49.4648	495 (M1)
6 Isooctane	9.561	9.562	-0.001	488099	48.6766	487 (M1)
13 n-Decane	15.961	15.963	-0.002	288918	52.0113	520 (M1)
15 n-Butylcyclohexane	16.744	16.746	-0.002	616692	103.498	1030 (AM1)
16 Naphthalene	19.620	19.623	-0.003	459623	51.9153	519
M 5 C9-C12				905611	155.510	1560
\$ 17 2,5-Dibromotoluene	21.296	21.301	-0.005	147772	49.4278	494

QC Flag Legend

- A - Target compound detected but, quantitated amount exceeded maximum amount.
- M1- Compound response manually integrated because Target system did not integrate.

Date : 07-NOV-2011 19:55

Client ID: 21110312404

Instrument: gcv5a.i

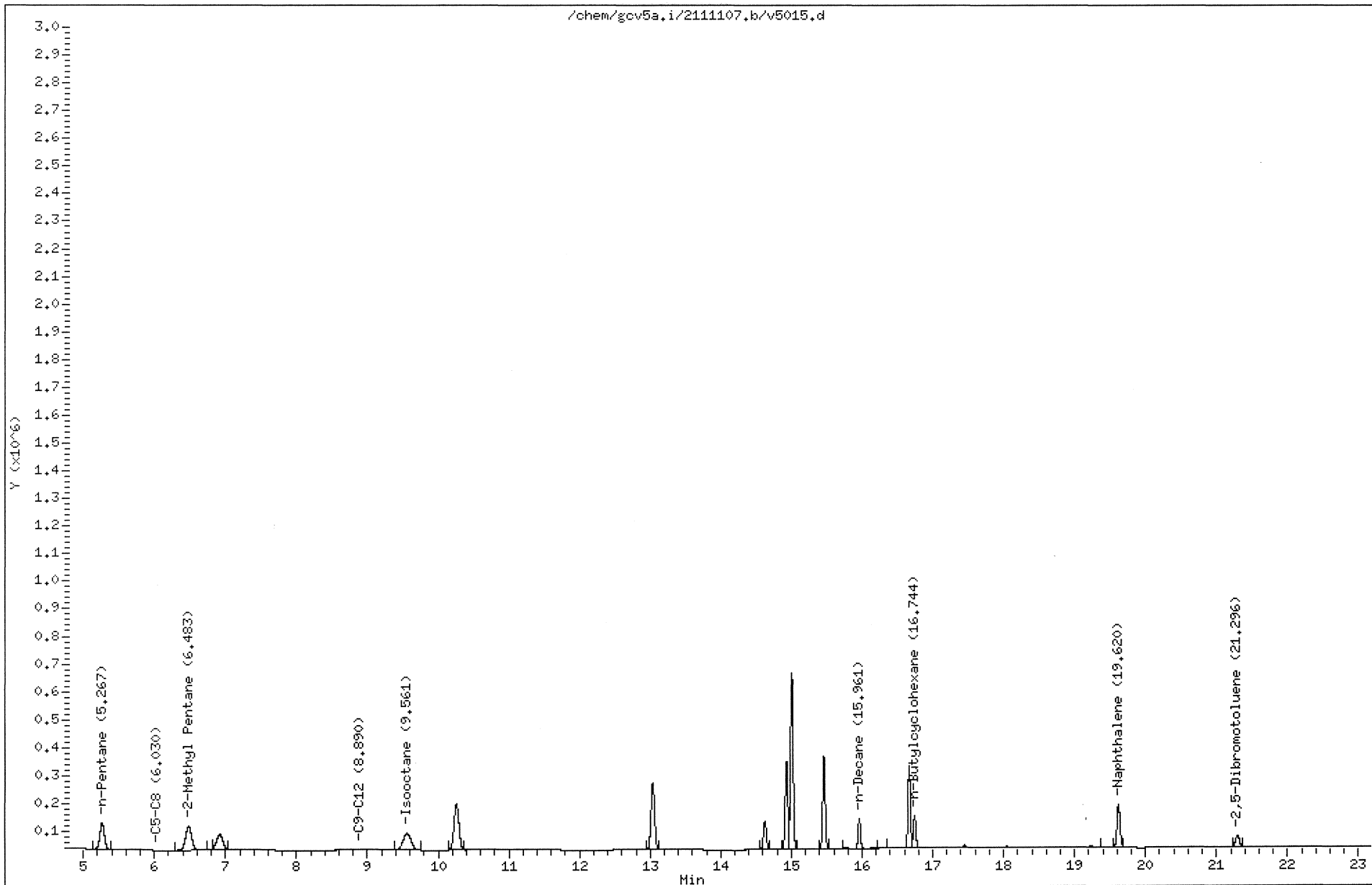
Sample Info: 21110312404*10

Volume Injected (uL): 1.0

Operator: JAR

Column phase: DB-624-30

Column diameter: 0.53

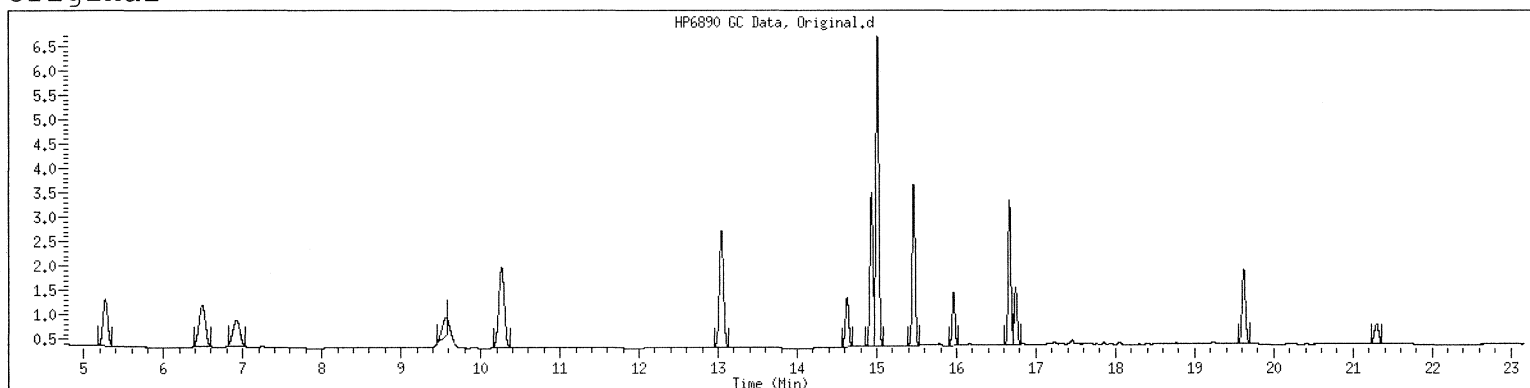


211110258 391

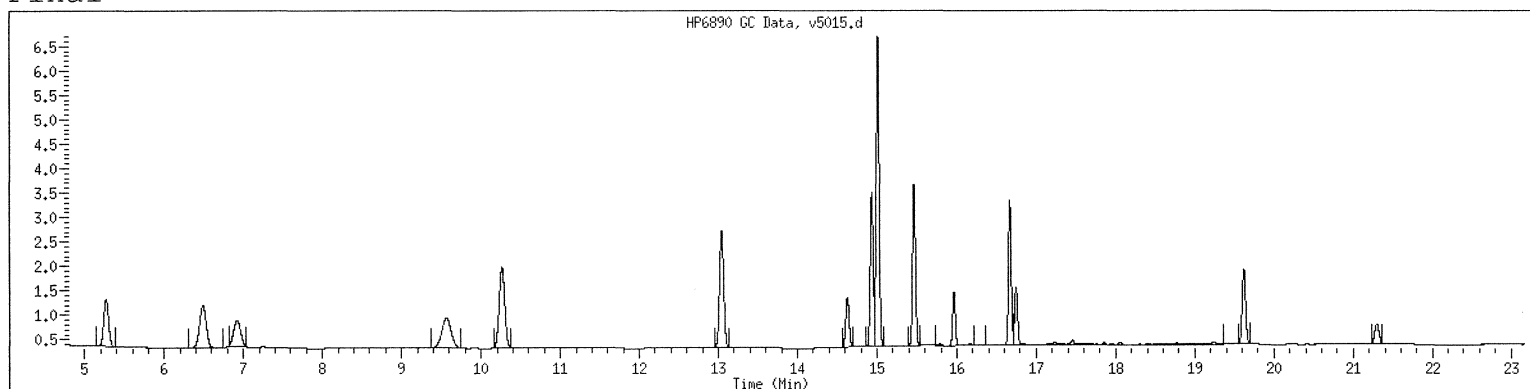
MANUAL INTEGRATION GRAPHIC REPORT

Lab ID : 21110312404 SampleType : SAMPLE
Injection Date: 11/07/2011 19:55 Instrument : gcv5a.i
Operator : JAR
Sample Info : 21110312404*10
Misc Info :
Method : /var/chem/gcv5a.i/2111107.b/FIDMVPH.m
Dilution : 10.0
Matrix : WATER
Integrator : Falcon Compound Sublist: aliphatic1+surr

Original



Final



1D
ORGANICS ANALYSIS DATA SHEET

Lab Name: GCAL Sample ID: ES053 MSD
 Lab Code: LA024 Case No.: _____ Contract: _____
 Matrix: Water SAS No.: _____ SDG No.: 211110258
 Sample wt/vol: 5 Units: mL Lab Sample ID: 21110312410
 Level: (low/med) _____ Date Collected: 10/26/11 Time: 1043
 % Moisture: _____ decanted: (Y/N) _____ Date Received: 10/29/11
 GC Column: _____ ID: _____ (mm) Date Extracted: _____
 Concentrated Extract Volume: 5000 (μ L) Date Analyzed: 11/08/11 Time: 1222
 Soil Aliquot Volume: _____ (μ L) Dilution Factor: 1 Analyst: JAR
 Injection Volume: 1 (μ L) Prep Method: _____
 GPC Cleanup: (Y/N) N pH: _____ Analytical Method: MASSVPH
 Prep Batch: _____ Analytical Batch: 468512 Sulfur Cleanup: (Y/N) N Instrument ID: GCV5B
 CONCENTRATION UNITS: ug/L Lab File ID: 2111107/v5030

CAS NO.	COMPOUND	RESULT	Q	MDL	LOD	LOQ
GCV-00-4	C5-C8 Aliphatic	170		3.31	15.0	30.0
GCV-00-6	C9-C10 Aromatic	61.0		1.24	5.00	10.0
GCV-00-5	C9-C12 Aliphatic	117		3.20	10.0	20.0

GCAL, Inc.

Data file : /var/chem/gcv5b.i/2111107.b/v5030.d
 Lab Smp Id: 21110312410 Client Smp ID: 21110312410
 Inj Date : 08-NOV-2011 12:22
 Operator : JAR Inst ID: gcv5b.i
 Smp Info : 21110312410
 Misc Info :
 Comment :
 Method : /var/chem/gcv5b.i/2111107.b/PIDMVPH.m
 Meth Date : 08-Nov-2011 13:39 jar Quant Type: ESTD
 Cal Date : 05-NOV-2011 01:52 Cal File: v5011.d
 Als bottle: 1 QC Sample: MSD
 Dil Factor: 1.00000
 Integrator: Falcon Compound Sublist: aromatic.sub
 Target Version: 3.50
 Processing Host: org.gcal.com

Concentration Formula: Amt * DF * Uf * Vt / (Vo * Vi) * CpndVariable

Name	Value	Description
DF	1.00000	Dilution Factor
Uf	1.00000	Correction factor
Vt	1.00000	Volume of final extract (mL)
Vo	1.00000	Volume of sample extracted (mL)
Vi	1.00000	Volume injected (uL)

Cpnd Variable Local Compound Variable

Compounds	RT	EXP RT	DLT RT	RESPONSE	CONCENTRATIONS	
					ON-COLUMN (ug/L)	FINAL (ug/L)
6 o-Xylene	15.780	15.777	0.003	812881	59.9041	59.9
7 1,2,4-Trimethylbenzene	16.987	16.983	0.004	745009	61.9346	61.9
M 9 C9-C10				745009	61.9346	61.9
8 Naphthalene	20.038	20.028	0.010	621502	61.0139	61.0
\$ 10 2,5-Dibromotoluene	21.789	21.781	0.008	410206	58.6674	58.7

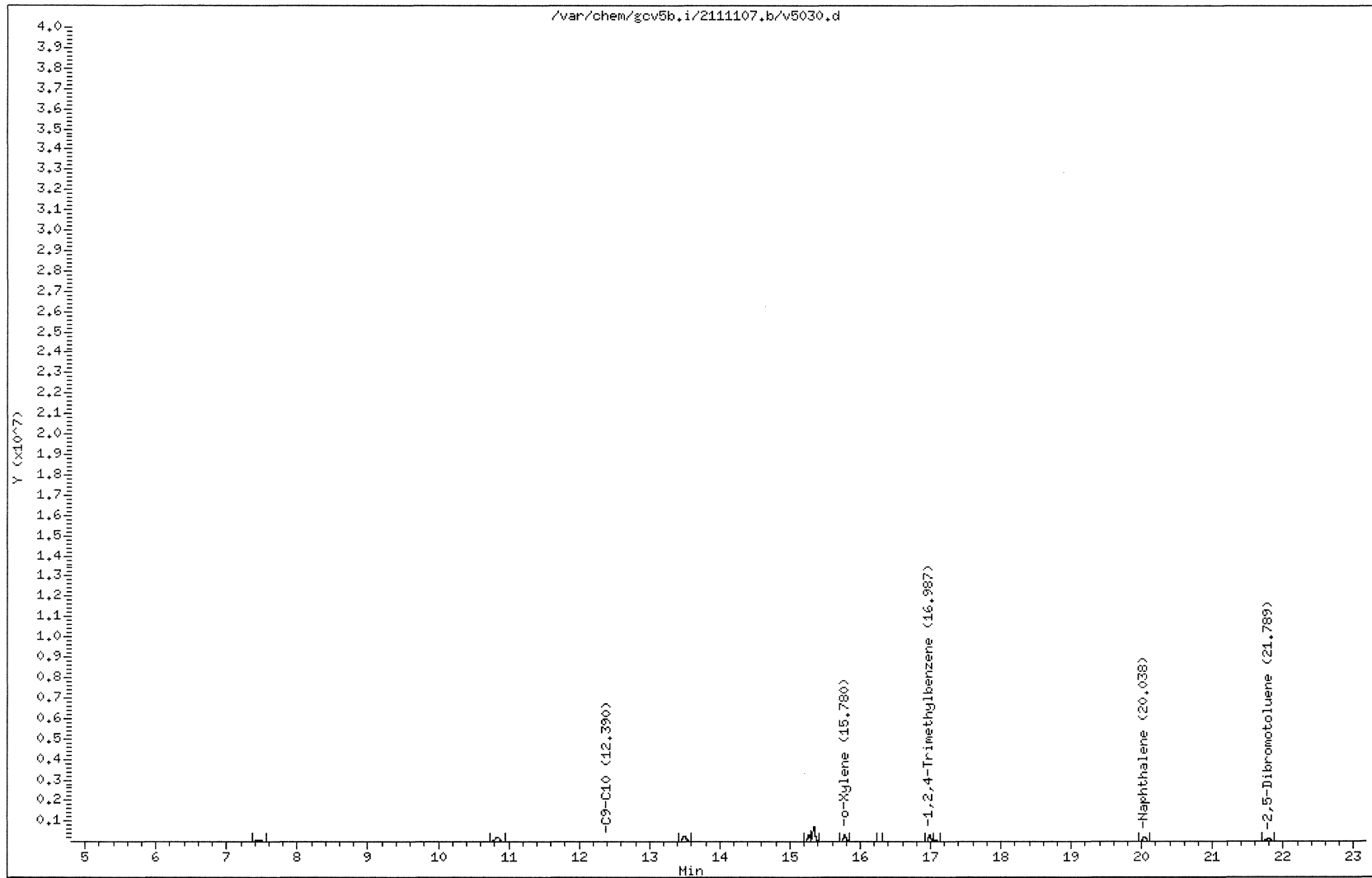
Data File: /var/chem/gcv5b.i/2111107.b/v5030.d
Date : 08-NOV-2011 12:22
Client ID: 21110312410
Sample Info: 21110312410
Volume Injected (uL): 1.0
Column phase: DB-624-30

Page 1

Instrument: gcv5b.i

Operator: JAR

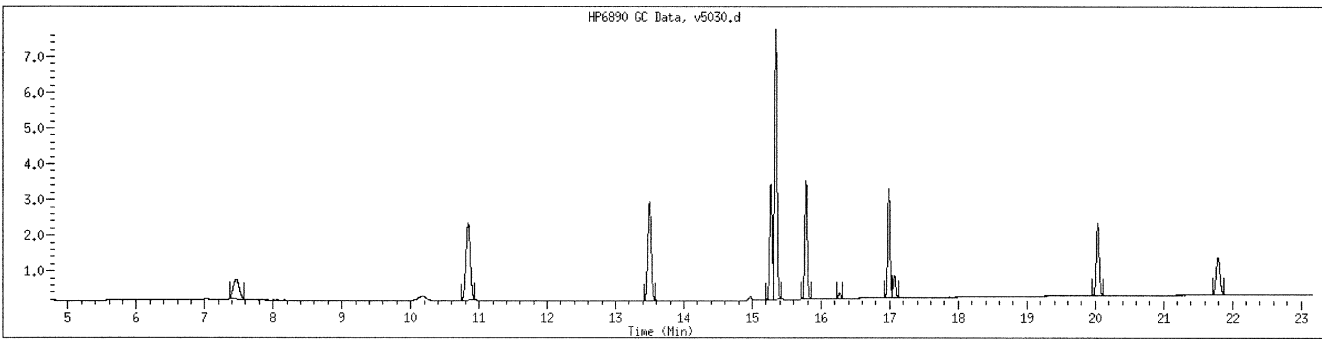
Column diameter: 0.53



211110258 395

MANUAL INTEGRATION GRAPHIC REPORT

Lab ID : 21110312410 SampleType : MSD
Injection Date: 11/08/2011 12:22 Instrument : gcv5b.i
Operator : JAR
Sample Info : 21110312410
Misc Info :
Method : /var/chem/gcv5b.i/2111107.b/PIDMVPH.m
Dilution : 1.0
Matrix : WATER
Integrator : Falcon Compound Sublist: aromatic



NO MANUAL INTEGRATIONS

GCAL, Inc.

Data file : /var/chem/gcv5a.i/2111107.b/v5030.d
 Lab Smp Id: 21110312410 Client Smp ID: 21110312410
 Inj Date : 08-NOV-2011 12:22
 Operator : JAR Inst ID: gcv5a.i
 Smp Info : 21110312410
 Misc Info :
 Comment :
 Method : /var/chem/gcv5a.i/2111107.b/FIDMVPH.m
 Meth Date : 08-Nov-2011 13:21 jar Quant Type: ESTD
 Cal Date : 05-NOV-2011 01:52 Cal File: v5011.d
 Als bottle: 1 QC Sample: MSD
 Dil Factor: 1.00000
 Integrator: Falcon Compound Sublist: aliphatic1+surr.sub
 Target Version: 3.50
 Processing Host: org.gcal.com

Concentration Formula: Amt * DF * Uf * Vt/(Vo * Vi) * CpndVariable

Name	Value	Description
DF	1.00000	Dilution Factor
Uf	1.00000	Correction factor
Vt	1.00000	Volume of final extract (mL)
Vo	1.00000	Volume of sample extracted (mL)
Vi	1.00000	Volume injected (uL)

Cpnd Variable

Local Compound Variable

Compounds	RT	EXP RT	DLT RT	RESPONSE	CONCENTRATIONS	
					ON-COLUMN (ug/L)	FINAL (ug/L)
M 2 C5-C8				1674195	170.353	170
1 n-Pentane	5.266	5.266	0.000	501104	55.6771	55.7
3 2-Methyl Pentane	6.484	6.483	0.001	589852	56.5113	56.5
6 Isooctane	9.560	9.561	-0.001	583239	58.1645	58.2 (M1)
13 n-Decane	15.964	15.965	-0.001	316713	57.0148	57.0
15 n-Butylcyclohexane	16.748	16.748	0.000	356775	59.8769	59.9
16 Naphthalene	19.627	19.628	-0.001	531738	60.0608	60.1
M 5 C9-C12				673488	116.892	117
\$ 17 2,5-Dibromotoluene	21.304	21.306	-0.002	170066	56.8849	56.9

QC Flag Legend

M1- Compound response manually integrated because
Target system did not integrate.

Date : 08-NOV-2011 12:22

Client ID: 21110312410

Instrument: gcv5a.i

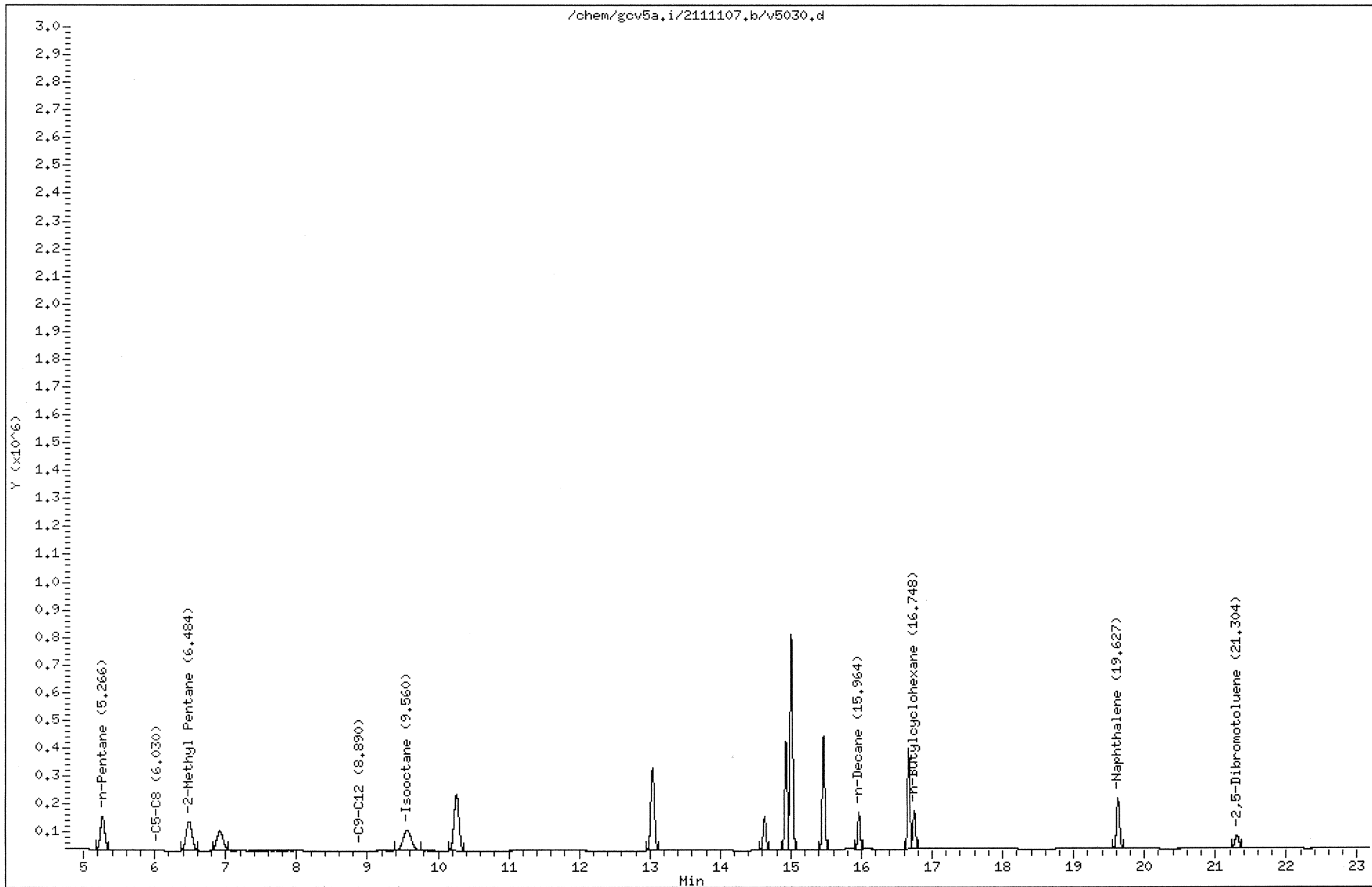
Sample Info: 21110312410

Volume Injected (uL): 1.0

Operator: JAR

Column phase: DB-624-30

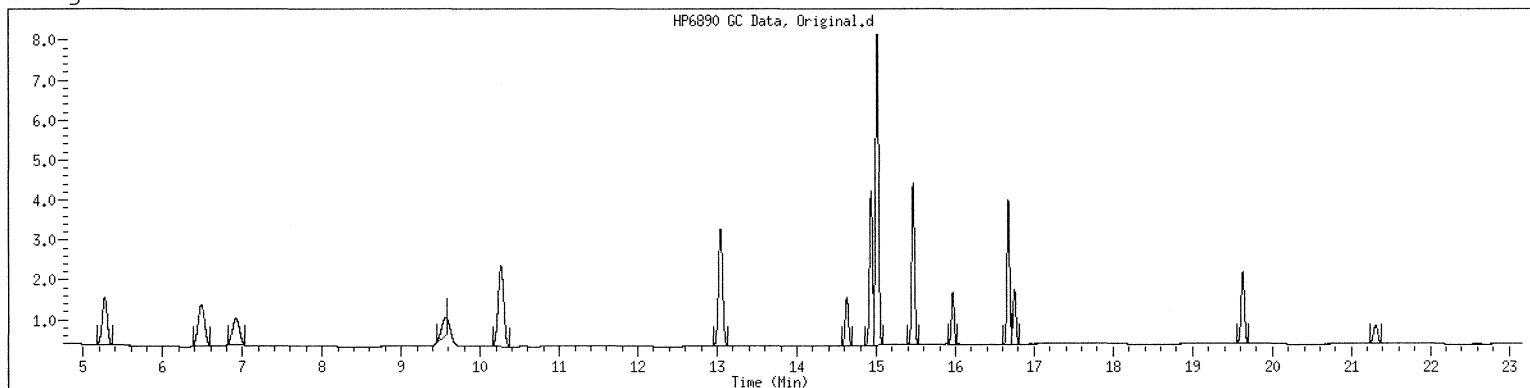
Column diameter: 0.53



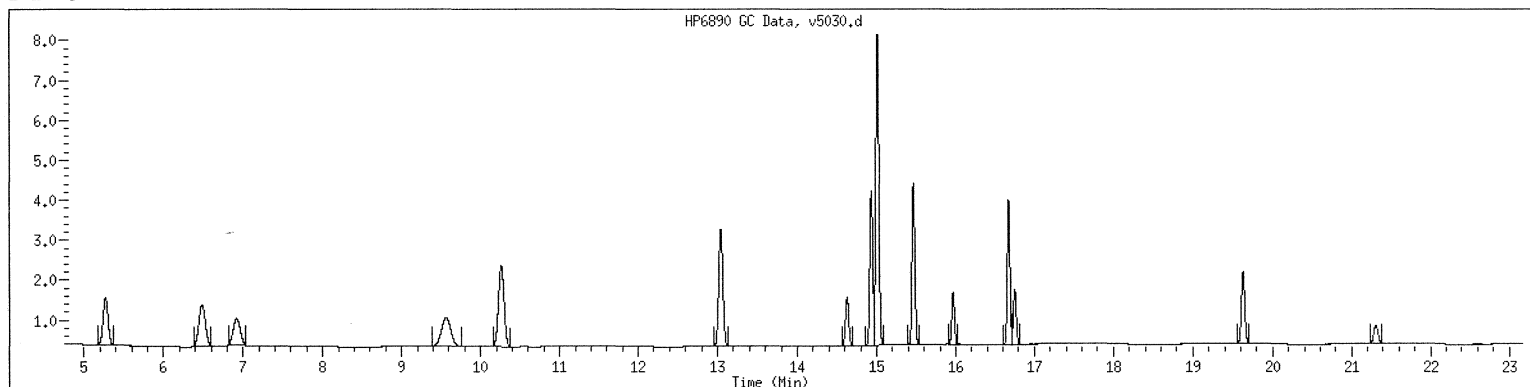
MANUAL INTEGRATION GRAPHIC REPORT

Lab ID : 21110312410 SampleType : MSD
Injection Date: 11/08/2011 12:22 Instrument : gcv5a.i
Operator : JAR
Sample Info : 21110312410
Misc Info :
Method : /var/chem/gcv5a.i/2111107.b/FIDMVPH.m
Dilution : 1.0
Matrix : WATER
Integrator : Falcon Compound Sublist: aliphatic1+surr

Original



Final



LABORATORY CHRONICLE: GCV DEPARTMENT

Date: 11/08/2011
 Instrument: gcv5b.i
 Method File: /var/chem/gcv5b.i/2111107.b/PIDMVPH.m
 Batch: /var/chem/gcv5b.i/2111107.b
 Column-Detector: DB-624-30

Sample ID	ClientName	DataFile	Wgt/Vol	Injection Time	Dil	Anal	ALS	Comments
VPH6/12/4		v5001.d	5.00 g	07-NOV-2011 11:22	50.000	JAR	1	aromatic
1003188		v5002.d	1.00 ml	07-NOV-2011 11:51	1.000	JAR	1	aromatic
1003187		v5003.d	1.00 ml	07-NOV-2011 12:21	1.000	JAR	1	aromatic
BLK		v5004.d	5.00 g	07-NOV-2011 12:50	50.000	JAR	1	aromatic
21110202112		v5005.d	1.00 ml	07-NOV-2011 13:19	50.000	JAR	1	aromatic
21110202112		v5006.d	1.00 ml	07-NOV-2011 13:49	50.000	JAR	1	aromatic
21110202105		v5007.d	5.00 g	07-NOV-2011 14:18	10000.000	JAR	1	aromatic
21110202105		v5008.d	5.00 g	07-NOV-2011 14:48	10000.000	JAR	1	aromatic
21110202112		v5009.d	5.00 g	07-NOV-2011 15:17	50.000	JAR	1	aromatic
21110202112		v5010.d	1.00 ml	07-NOV-2011 15:47	50.000	JAR	1	aromatic
VPH6/12/4		v5011.d	5.00 g	07-NOV-2011 16:16	50.000	JAR	1	aromatic
21110312401		v5012.d	1.00 ml	07-NOV-2011 18:26	10.000	JAR	1	aromatic
21110312402		v5013.d	1.00 ml	07-NOV-2011 18:55	10.000	JAR	1	aromatic
21110312403		v5014.d	1.00 ml	07-NOV-2011 19:25	10.000	JAR	1	aromatic
21110312404		v5015.d	1.00 ml	07-NOV-2011 19:55	10.000	JAR	1	aromatic
21110312408		v5016.d	1.00 ml	07-NOV-2011 21:53	1.000	JAR	1	aromatic
21110312406		v5017.d	1.00 ml	07-NOV-2011 20:54	1.000	JAR	1	aromatic
21110312407		v5018.d	1.00 ml	07-NOV-2011 21:23	1.000	JAR	1	aromatic
21110312409		v5019.d	1.00 ml	07-NOV-2011 22:22	1.000	JAR	1	aromatic
21110312410		v5020.d	1.00 ml	07-NOV-2011 22:52	1.000	JAR	1	aromatic
VPH6/12/4		v5021.d	1.00 ml	07-NOV-2011 23:22	1.000	JAR	1	aromatic
VPH6/12/4		v5022.d	1.00 ml	07-NOV-2011 23:51	1.000	JAR	1	aromatic
21110312411		v5023.d	1.00 ml	08-NOV-2011 00:21	1.000	JAR	1	aromatic
21110312412		v5024.d	1.00 ml	08-NOV-2011 00:50	1.000	JAR	1	aromatic
21111042101		v5025.d	1.00 ml	08-NOV-2011 01:20	1.000	JAR	1	aromatic
VPH6/12/4		v5026.d	1.00 ml	08-NOV-2011 01:49	1.000	JAR	1	aromatic
21110312405		v5028.d	1.00 ml	08-NOV-2011 11:23	1.000	JAR	1	aromatic
21110312409		v5029.d	1.00 ml	08-NOV-2011 11:52	1.000	JAR	1	aromatic
21110312410		v5030.d	1.00 ml	08-NOV-2011 12:22	1.000	JAR	1	aromatic
vph6/12/4		v5031.d	1.00 ml	08-NOV-2011 12:51	1.000	JAR	1	aromatic

LABORATORY CHRONICLE: GCV DEPARTMENT

Date: 11/17/2011
 Instrument: gcv5b.i
 Method File: /var/chem/gcv5b.i/2111104P.b/PIDMVPH.m
 Batch: /chem/gcv5b.i/2111104P.b
 Column-Detector: DB-624-30

Sample ID	ClientName	DataFile	Wgt/Vol	Injection Time	Dil	Anal	ALS	Comments
VPH05/6/12/4		v5001.d	1.00 ml	04-NOV-2011 20:57	1.000	JAR	1	aromatic
VPH10/6/12/4		v5003.d	1.00 ml	04-NOV-2011 21:56	1.000	JAR	1	aromatic
VPH20/6/12/4		v5005.d	5.00 g	04-NOV-2011 22:55	50.000	JAR	1	aromatic
VPH50/6/12/4		v5007.d	1.00 ml	04-NOV-2011 23:54	1.000	JAR	1	aromatic
VPH80/6/12/4		v5009.d	1.00 ml	05-NOV-2011 00:53	1.000	JAR	1	aromatic
VPH100/6/12/4		v5011.d	1.00 ml	05-NOV-2011 01:52	1.000	JAR	1	aromatic
ICV6/12/5		v5013.d	5.00 g	05-NOV-2011 02:51	50.000	JAR	1	aromatic

LABORATORY CHRONICLE: GCV DEPARTMENT

Date: 11/08/2011
 Instrument: gcv5a.i
 Method File: /var/chem/gcv5a.i/2111107.b/FIDMVPH.m
 Batch: /var/chem/gcv5a.i/2111107.b
 Column-Detector: DB-624-30

Sample ID	ClientName	DataFile	Wgt/Vol	Injection Time	Dil	Anal	ALS	Comments
VPH6/12/4		v5001.d	1.00 ml	07-NOV-2011 11:22	1.000	JAR	1	aliphatic1+surr
lcs6/12/4		v5002.d	1.00 ml	07-NOV-2011 11:51	1.000	JAR	1	aliphatic1+surr
BLK		v5003.d	1.00 ml	07-NOV-2011 12:21	1.000	JAR	1	aliphatic1+surr
BLK		v5004.d	1.00 ml	07-NOV-2011 12:50	1.000	JAR	1	aliphatic1+surr
21110202112		v5005.d	1.00 ml	07-NOV-2011 13:19	100.000	JAR	1	aliphatic1+surr
21110202112		v5006.d	1.00 ml	07-NOV-2011 13:49	100.000	JAR	1	aliphatic1+surr
21110270701		v5007.d	5.00 g	07-NOV-2011 14:18	10000.000	JAR	1	aliphatic1+surr
21110270701		v5008.d	5.00 g	07-NOV-2011 14:48	10000.000	JAR	1	aliphatic1+surr
21110202112		v5009.d	1.00 ml	07-NOV-2011 15:17	50.000	JAR	1	aliphatic1+surr
21110202112		v5010.d	1.00 ml	07-NOV-2011 15:47	50.000	JAR	1	aliphatic1+surr
VPH6/12/4		v5011.d	1.00 ml	07-NOV-2011 16:16	1.000	JAR	1	aliphatic1+surr
21110312401		v5012.d	1.00 ml	07-NOV-2011 18:26	10.000	JAR	1	aliphatic1+surr
21110312402		v5013.d	1.00 ml	07-NOV-2011 18:55	10.000	JAR	1	aliphatic1+surr
21110312403		v5014.d	1.00 ml	07-NOV-2011 19:25	10.000	JAR	1	aliphatic1+surr
21110312404		v5015.d	1.00 ml	07-NOV-2011 19:55	10.000	JAR	1	aliphatic1+surr
21110312408		v5016.d	1.00 ml	07-NOV-2011 21:53	1.000	JAR	1	aliphatic1+surr
21110312406		v5017.d	1.00 ml	07-NOV-2011 20:54	1.000	JAR	1	aliphatic1+surr
21110312407		v5018.d	1.00 ml	07-NOV-2011 21:23	1.000	JAR	1	aliphatic1+surr
21110312409		v5019.d	1.00 ml	07-NOV-2011 22:22	1.000	JAR	1	aliphatic1+surr
21110312410		v5020.d	1.00 ml	07-NOV-2011 22:52	1.000	JAR	1	aliphatic1+surr
VPH6/12/4		v5021.d	1.00 ml	07-NOV-2011 23:22	1.000	JAR	1	aliphatic1+surr
VPH6/12/4		v5022.d	1.00 ml	07-NOV-2011 23:51	1.000	JAR	1	aliphatic1+surr
21110312411		v5023.d	1.00 ml	08-NOV-2011 00:21	1.000	JAR	1	aliphatic1+surr
21110312412		v5024.d	1.00 ml	08-NOV-2011 00:50	1.000	JAR	1	aliphatic1+surr
21111042101		v5025.d	1.00 ml	08-NOV-2011 01:20	1.000	JAR	1	aliphatic1+surr
VPH6/12/4		v5026.d	1.00 ml	08-NOV-2011 01:49	1.000	JAR	1	aliphatic1+surr
21110312405		v5028.d	1.00 ml	08-NOV-2011 11:23	1.000	JAR	1	aliphatic1+surr
21110312409		v5029.d	1.00 ml	08-NOV-2011 11:52	1.000	JAR	1	aliphatic1+surr
21110312410		v5030.d	1.00 ml	08-NOV-2011 12:22	1.000	JAR	1	aliphatic1+surr
vph6/12/4		v5031.d	1.00 ml	08-NOV-2011 12:51	1.000	JAR	1	aliphatic1+surr

LABORATORY CHRONICLE: GCV DEPARTMENT

Date: 11/17/2011
 Instrument: gcv5a.i
 Method File: /var/chem/gcv5a.i/2111104p.b/FIDMVPH.m
 Batch: /chem/gcv5a.i/2111104p.b
 Column-Detector: DB-624-30

Sample ID	ClientName	DataFile	Wgt/Vol	Injection Time	Dil	Anal	ALS	Comments
VPH05/6/12/4		v5001.d	1.00 ml	04-NOV-2011 20:57	1.000	JAR	1	aliphaticl+surr
VPH10/6/12/4		v5003.d	1.00 ml	04-NOV-2011 21:56	1.000	JAR	1	aliphaticl+surr
VPH20/6/12/4		v5005.d	1.00 ml	04-NOV-2011 22:55	1.000	JAR	1	aliphaticl+surr
VPH50/6/12/4		v5007.d	1.00 ml	04-NOV-2011 23:54	1.000	JAR	1	aliphaticl+surr
VPH80/6/12/4		v5009.d	1.00 ml	05-NOV-2011 00:53	1.000	JAR	1	aliphaticl+surr
VPH100/6/12/4		v5011.d	1.00 ml	05-NOV-2011 01:52	1.000	JAR	1	aliphaticl+surr
ICV6/12/5		v5013.d	1.00 ml	05-NOV-2011 02:51	1.000	JAR	1	aliphaticl+surr

SUBCONTRACT ORDER

APPL, Inc.

ARF: 66133

PO: 00-66133

SENDING LABORATORY:

APPL Labs
 908 North Temperance Ave.
 Clovis, CA 93611
 Phone: (559) 275-2175
 Fax: (559) 275-4422
 Project Manager: Cynthia Clark (cclark@applinc.com) *wp*

RECEIVING LABORATORY:

Gulf Coast Analytical
 7979 GSRI Rd.
 Baton Rouge, LA 70820
 Phone: (225) 769-4900x
 Fax:
 DOD Expiration Date:

Comments: Level IV report - DoD format (LOQ/LOD/DL), ADR (A1/A3 8.3a unchecked) EDD and Excel EDD

APPL ID	Sample ID	LOC ID	Matrix	Collected	Analysis	Price
1. AY49559	ES053	<i>ms/MSD</i>	Water	10/26/11 10:43	MADEP-EPH	\$125.00
			Water	10/26/11 10:43	MADEP-VPH	\$75.00
2. AY49561	ES055		Water	10/26/11 14:45	MADEP-EPH	\$125.00
			Water	10/26/11 14:45	MADEP-VPH	\$75.00
3. AY49562	ES056		Water	10/26/11 12:00	MADEP-EPH	\$125.00
			Water	10/26/11 12:00	MADEP-VPH	\$75.00

8, 9, 10
11
12

<i>Yang</i>	<i>10/28/11</i>	<i>14:30</i>				
Released By	Date	Time	Received By	Date	Time	
			<i>Chaucies</i>	<i>10/29/11</i>	<i>9:10</i>	
Released By	Date	Time	Received By	Date	Time	

To ensure timely payment, please include the PO number on your invoice



SAMPLE RECEIVING CHECKLIST

Workorder: 211110258

Client: 9000 - General Accounts

Profile: 227122 - Appl. Inc.

Line Item: 1 - Waters

Received by: Saucier, Charlotte

Received Date/Time: 10/29/2011 9:10:00 AM

Samples Received via: FEDEX

Number of Coolers Received: 3

Cooler tracking numbers(s): 4796 7085 3220 / 4796 7085 3231 / 4796 7085 3242

Cooler temperature(s): 5.9, 5.8, 3.4

- Were all coolers received at a temperature of 0 - 6° C? Yes No N/A
- Were all custody seals intact? Yes No N/A
- Were all samples received in proper containers? Yes No N/A
- Were all samples properly preserved? Yes No N/A
- Was preservative added to any container at the lab? Yes No N/A
- Were all containers received in good condition? Yes No N/A
- Were all VOA vials received with no head space? Yes No N/A
- Do all sample labels match the Chain of Custody? Yes No N/A
- Was the client notified about any discrepancies? Yes No N/A

Notes/Comments: _____
