

908 North Temperance Ave. ▽ Clovis, CA 93611 ▽ Phone 559-275-2175 ▽ Fax 559-275-4422

Certification Number: CA1312
NELAP Certification number: 05233CA
DoD-ELAP Certificate number: ADE-1410

Data Validatable Report

August 13, 2012

Environet, Inc.
650 Iwilei Road, #204
Honolulu, Hawaii 96817

Attn: Max Solmssen

Title: Report of Data: Case 68284

Project: LTM Red Hill/1022-024

Contract #: Prime contract # for DoD: N62742-08-D-1930, CTO HC21

Dear Mr. Solmssen:

Two water samples were received July 24, 2012, in good condition. Written results for the requested analyses are provided on this August 13, 2012.

Results in this report apply to the samples analyzed in accordance with the chain of custody document. This analytical report must be reproduced in its entirety.

If you have any questions or require further information, please contact your APPL Project Manager, Cynthia Clark, at your convenience. Thank you for choosing APPL, Inc.

I certify that this data package is in compliance with the terms and conditions of the contract, both technically and for completeness, for other than the conditions detailed above. These test results meet all requirements of NELAC and DoD QSM. Release of the hard copy has been authorized by the Laboratory Manager or her designee, as verified by the following signature.

Sharon Dehmlow, Laboratory Director
APPL, Inc.

SD/cm
Enclosure
cc: File

Number of pages in this report: ____

Data Validation Package
for
LTM Red Hill / 1022-024
SDG 68284

TABLE OF CONTENTS

LABORATORY NAME: APPL, Inc.

Sample Receipt Information	_____
Case Narrative	_____
Chain of Custody and ARF	_____
Method 8270D SIM	_____
QC Summary	_____
Sample Data	_____
Calibration Data	_____
Raw Data	_____
Method 8015B TPH-Diesel	_____
QC Summary	_____
Sample Data	_____
Calibration Data	_____
Raw Data	_____
Method 8260B	_____
QC Summary	_____
Sample Data	_____
Calibration Data	_____
Raw Data	_____

Method 6020

QC Summary

Sample Data

Calibration Data

Raw Data

SAMPLE RECEIPT INFORMATION

Sample receipt information

ARF: 68284

Project: Red Hill/1022-024

Sample Receipt Information:

The samples were received on July 24, 2012, at 4.0°C. The samples were assigned Analytical Request Form (ARF) number 68284. The sample numbers and requested analyses were compared to the chain of custody and email communications. A collection time discrepancy was noted and the client was notified; the collection time for sample ES088 was changed to 13:20, as instructed. No other exception was encountered.

Sample Table

CLIENT ID	APPL ID	Matrix	Date Sampled	Date Received
ES087-TRIP BLANK	AY65219	WATER	07/20/12	07/24/12
ES088	AY65220	WATER	07/20/12	07/24/12

Samples and blanks were screened for J-value responses between the detection limit (DL) and limit of quantitation (LOQ).

APPL's Laboratory control limits generated in house statistically do not meet the control limits listed in DoD QSM 4.2 for all analytes. Laboratory control spike recoveries for this project meet all control limits listed in the DoD QSM 4.2 except where noted. A copy of our in house generated control limits is available upon request. In addition, a copy of our LOQ control limits, established using 7 data points, are also available upon request.

Only the portion of the injection log relative to these samples is included. A full sequence log is available upon request.

Measurement uncertainty can be reported upon request.

CASE NARRATIVE

EPA Method 8270D SIM

Polynuclear Aromatic Hydrocarbons

Sample Preparation:

The water sample was extracted according to EPA method 3510C. All holding times were met.

Sample Analysis Information:

The sample was analyzed according to EPA method 8270D using a Hewlett Packard Gas Chromatograph with a mass spectrometer detector in selective ion monitoring mode.

Quality Control/Assurance

Calibrations:

Initial and continuing calibrations were performed according to the method. All calibration criteria were met.

Blanks:

No target analyte was detected above one-half the limit of quantitation (LOQ) in the method blank.

Spikes:

A Laboratory Control Spike (LCS) was used for quality assurance. All spike criteria were met.

No sample was designated by the client for MS/MSD analysis.

Surrogates

Surrogate recoveries are summarized on the forms 2&8. All surrogate recoveries were within the control limits.

Tuning:

The instrument was tuned using DFTPP. All method criteria were met.

Internal Standards

The internal standard area counts were compared to the mid-point of the initial calibration according to method 8270. All method criteria were met.

Summary:

No problem was encountered.

EPA Method 8015B

Total Petroleum Hydrocarbons – Diesel

Sample Preparation:

The water sample was extracted according to EPA method 3510C. The samples were extracted within holding time.

Sample Analysis Information:

The sample was analyzed according to the method using an Agilent Gas Chromatograph with a flame ionization detector.

Quality Control/Assurance

Calibrations:

Initial and continuing calibrations were performed according to the method. All calibration criteria were met.

Blanks:

No target analyte was detected above one-half the limit of quantitation (LOQ) in the method blank.

Spikes:

A Laboratory Control Spike (LCS) was used for quality assurance. All acceptance criteria were met.

No sample was designated by the client for MS/MSD analysis.

Surrogates:

The surrogate recoveries are summarized on the form 2 & 8. All surrogate recoveries were within the control limits.

Summary:

No problem was encountered

EPA Method 8260B

Volatile Organic Analysis

Sample Preparation:

The water samples were purged according to EPA method 5030B. All holding times were met.

Sample Analysis Information:

The samples were analyzed according to the method using a Hewlett Packard Gas Chromatograph with a mass spectrometer detector. The samples were received in unpreserved vials. The vials were analyzed within seven days of collection; all holding times were met. Manual integrations were performed in accordance with APPL's SOP. All injections for gasoline were manually integrated due to the original integration not following the baseline. A summary of the manual integrations on the samples, blank and LCS is included in the QC Summary section of the report. Chromatograms from before and after the manual integrations are enclosed.

Quality Control/Assurance:

Calibrations:

Initial and continuing calibrations were performed according to the method. All system performance check compounds and calibration check compounds met DoD acceptance criteria.

Blanks:

No target analyte was detected above one-half the limit of quantitation (LOQ) in the method blank.

Spikes:

A lab control spike (LCS) was used for quality assurance. A second source standard was used for the LCS. All LCS acceptance criteria were met.

No sample was designated by the client for MS/MSD analysis.

Surrogates:

Surrogate recoveries are summarized on Form 2 & 8. All surrogate recoveries were within the acceptance limits.

Tuning:

The instrument was tuned using BFB. All method criteria were met.

Internal Standards:

The internal standard area counts were compared to the mid-point of the initial calibration according to method 8260. All method criteria were met.

Summary:

No other problem was encountered. The data generated are acceptable.

EPA Method 6020

Dissolved Lead

Digestion Information:

The water sample was digested according to EPA method 3015. All holding times were met.

Analysis Information:

Samples:

The sample was analyzed for dissolved lead according to EPA method 6020 using an Agilent 7500CX ICP-MS.

Calibrations:

The initial and continuing calibrations were analyzed according to the DoD QSM. The initial calibration verification is prepared from a second source standard.

Blanks:

No metal was detected at or above one-half the LOQ in the method blank.

Spikes:

Laboratory Control Spike (LCS), Matrix Spikes (MS/MSD), Post-Digestion Spike (PDS), and Dilution Test (DT) were used for quality assurance. All LCS recoveries were within the acceptance limits.

Sample ES088 was selected by the laboratory for QC analysis. All acceptance criteria were met in the MS/MSD and PDS. The DT was not applicable.

Summary:

No analytical exception is noted. The data generated are acceptable.

Abbreviations and Flags

FLAG	DESCRIPTION
#	Recovery or RPD outside control limits
*	Recovery or RPD outside control limits
B	Analyte detected in associated method blank
C1	Reason for correction: wrote incorrect response
C2	Reason for correction: calculated incorrectly
C3	Reason for correction: needs to be rechecked
C4	Reason for correction: data not usable
DO	Diluted out
E	Exceeds linear range
F	Estimated value
G1	Includes a wide range of hydrocarbons which does not match our gasoline standard
G10	Includes a match to hydrocarbon profiles within the range of mineral spirits
G11	Includes a match to hydrocarbon profiles within the range of JP-4
G12	Pattern does not match the gasoline standard; the carbon range for this sample is consistent with JP8
G13	Closely resembles the hydrocarbon profile of aviation gasoline
G14	Analyte concentration may be biased due to carry over
G2	Closely resembles the boiling point hydrocarbon profile consistent with weathered gasoline
G3	Includes higher boiling hydrocarbons
G4	Includes dominant peak(s) not indicative of petroleum hydrocarbons
G5	Is mainly dominant peak(s) not indicative of petroleum hydrocarbons
G6	Contains recognizable contaminant peak(s) which has been removed from quantitation
G7	Is mainly a match to hydrocarbons within the range of gasoline
G8	Closely resembles the boiling point hydrocarbon profile consistent with weathered gasoline
G9	Includes hydrocarbons within the range of kerosene
J	Estimated value
M	Matrix effect
MI1	Manual integration: integration does not follow baseline
MI2	Manual integration: non-target peak interference
MI3	Manual integration: to split a peak that was integrated as one peak by the computer
MI4	Manual integration: to integrate a split peak
MI5	Manual integration: the whole peak or part of the peak was not integrated
MI6	Manual integration: computer integrated wrong peak
MI7	Manual integration: other - explain
MDL	Method detection limit
ND	Not detected
NT	Non-target
Q	Acceptance criteria not met
T1 I	Includes wide range of hydrocarbons not indicative of diesel
T1 M	Is mainly wide range of hydrocarbons not necessarily indicative of diesel
T2 I	Includes lower boiling hydrocarbons, i.e. mineral spirits, kerosene, stoddard solvent, white gas
T2 M	Is mainly lower boiling hydrocarbons, i.e. mineral spirits, kerosene, stoddard solvent, white gas
T3 I	Includes higher boiling hydrocarbons, i.e. asphaltene, waster oil, motor oil, or weathered diesel fuel
T3 M	Is mainly higher boiling hydrocarbons, i.e. asphaltene, waster oil, motor oil, or weathered diesel fuel
T4 I	Includes dominant peak(s) not indicative of hydrocarbons
T4 M	Is mainly dominant peak(s) not indicative of hydrocarbons
T5	Contains recognizable contaminant peak(s) which has been removed from quantitation
T6	Is mainly a match to hydrocarbons within range of diesel fuel
T7	Closely resembles the boiling point hydrocarbon profile consistent with diesel fuel
T8	Includes a match to hydrocarbon profiles within range of diesel and kerosene fuel
T9 I	Includes non-diesel hydrocarbons within boiling point range of diesel fuel
T9 M	Is mainly non-diesel hydrocarbons within boiling point range of diesel fuel.
Y	Percent difference between primary and confirmation column > 40%

**CHAIN OF CUSTODY,
ARF, CRF, AND
CLIENT COMMUNICATION**

APPL - Analysis Request Form

68284



Client: Environet, Inc.
 Address: 650 Iwilei Rd, #204
Honolulu, HI 96817
 Attn: Max Solmssen
 Phone: 808-833-2225 Fax: 808-833-2231
 Job: LTM Red Hill /1022-024
 PO #: 1022-024
 Chain of Custody (Y/N): Y # 36497
 RAD Screen (Y/N): Y pH (Y/N): Y
 Turn Around Type: 2 WEEKS

Received by: TBV 
 Date Received: 07/24/12 Time: 11:10
 Delivered by: FED EX
 Shuttle Custody Seals (Y/N): N Time Zone: -10
 Chest Temp(s): 4.0°C
 Color: VOA,M-PRPNK,O-ORGRN
 Samples Chilled until Placed in Refrig/Freezer: Y
 Project Manager: Cynthia Clark
 QC Report Type: DVP4/ADR DOD/HI
 Due Date: 08/07/12

Comments:

*14 day TAT for Form 1s & 21 day TAT for full package;
 prelims to OSDas@, MSolmssen@ & VDupra@environetinc.com
 1 pdf on CD or FTP (no hard copy), possible hard copy to LDC
 Guidance: DOD QSM, DoD Forms, J flag to DL, U flag at LOD
 EDD ADR A1/A3 (ADR 8.3a unchecked) to OSDas@ VDupra@ & MSolmssen@environetinc.com
 metals 6020: report Lead with 0.5ug/L RL
 TPH-Diesel only; VOCs: include gasoline by 8260B
 See attached emails for collection time discrepancies and corrections*

<u>Sample Distribution:</u>	<u>Charges:</u>	<u>Invoice To:</u>
GC: 1-\$SIMHC12W, 1-\$TPETD2		
Extractions: 1- SEP004S, 1- SEP011		same
VOA: 2-\$86RHBFB		
Metals: 1-\$602D(Pb)		
Other: 1- M3015		

Client ID	APPL ID	Sampled	Analyses Requested
1. ES087-TRIP BLANK	AY65219W 	07/20/12 08:00	\$86RHBFB -- Unpreserved VOA
2. ES088	AY65220W 	07/20/12 13:20	\$602D(Pb), \$86RHBFB, \$SIMHC12W, \$TPETD2 -- Unpreserved VOA

APPL Sample Receipt Form

ARF# 68284

Sample	Container Type	Count	pH
AY65219	¹⁵ VOAs - NP	3	NA
AY65220	⁶ PL 500mL - HNO3	1	1.7
	¹⁵ VOAs - NP	3	NA
	¹⁷ Amber Liter	4	NA

Sample	Container Type	Count	pH
--------	----------------	-------	----

Chue Moua

From: "Cynthia Clark" <cclark@applinc.com>
To: "Receiving" <receiving@applinc.com>
Cc: "Chue Moua" <cmoua@applinc.com>
Sent: Tuesday, July 24, 2012 12:48 PM
Subject: FW: Red Hill ARF 68284 label discrepancy

From: James R. Terry [mailto:JTerry@environetinc.com]
Sent: Tuesday, July 24, 2012 12:23 PM
To: Cynthia Clark
Subject: RE: Red Hill ARF 68284 label discrepancy

Hi Cynthia,

Sorry about that the correct time is 1320. I must have copied it down wrong.

Thanks,

JAMES TERRY
ENVIRONET, INC. ENV SCIENTIST I.
TV 808.833.2225 EXT.1005

From: Cynthia Clark [mailto:cclark@applinc.com]
Sent: Tuesday, July 24, 2012 9:21 AM
To: James R. Terry
Subject: Red Hill ARF 68284 label discrepancy

Hi James,
Sample ES088 - COC collection time is 13:00 - Label collection time is 13:20
Please let us know which is correct

Cynthia Clark, Project Manager

APPL, Inc.
908 North Temperance Ave., Clovis, CA 93611
Phone: 559-275-2175
Fax: 559-275-4422
cclark@applinc.com
www.applinc.com

This is a PRIVATE and CONFIDENTIAL message. If you are not the intended recipient, please delete without copying and kindly advise us by e-mail of the mistake in delivery. NOTE: Regardless of content, this e-mail shall not operate to bind APPL, Inc. to any order or other contract unless pursuant to explicit written agreement or government initiative expressly permitting the use of e-mail for such purpose.

--
This message has been scanned for viruses and dangerous content by **MailScanner**, and is believed to be clean.



APPL, Inc.
908 N Temperance Ave
Clovis, CA 93611

Phone: (559) 275-2175
Fax: (559) 275-4422

CHAIN OF CUSTODY RECORD

C.O.C. 36497

68224 4.0°C

Report to: PLEASE PRINT
Company Name: EnviroNet, Inc. Phone: 808-833-2225
Address: 650 Iwilei Road, Suite 204
Honolulu, HI 96817
Attn: Max Solmssen/mcsolmssen@environetinc.com

Invoice to: A.P. PLEASE PRINT
Company Name: EnviroNet, Inc. Phone: 808-833-2225
Address: 650 Iwilei Rd., Suite 204
Honolulu, HI 96817
Attn: A.P.

Project Name/Number		Sampler (Print)				No. of Containers	Matrix			Analysis Requested/Method Number						Date Shipped: <u>7/23/2012</u>	
Purchase Order Number		Sampler (Signature)					Aq	Sed.	Soil	TPH-LPQ (6210B)	VOCs (6260B)	TPH-PQO (6015B)	PAHs (6270C64)	Lead* (6020)	Carrier: <u>FEDEX</u>	Waybill No.:	Comments:
Sample Identification	Location	Date Collected	Time Collected	Time Zone													
<u>Red Hill/1022-024</u>	<u>James Terry</u>																
<u>ES087- trip blank</u>	<u>Red Hill</u>	<u>7/20/12</u>	<u>800</u>	<u>HI</u>	<u>3</u>	<u>X</u>			<u>X</u>	<u>X</u>						<u>* Lead sample was field filtered</u>	
<u>ES088</u>	<u>↓</u>	<u>↓</u>	<u>1300</u>	<u>↓</u>	<u>8</u>	<u>X</u>			<u>X</u>	<u>X</u>	<u>X</u>	<u>X</u>	<u>X</u>				

Shuttle Temperature: _____

Turnaround Requested: Check one
 Standard 2-3wk One week 24/48 Hrs. Other _____

Sample Disposal:
 Return to client Disposal by Lab (30-day retention)

Relinquished by sampler: James Terry Date: 7/23/12 Time: 1335 Received by: _____

Relinquished by: _____ Date: 7/24/12 Time: 1110 Received at lab by: Will Lehar

COOLER RECEIPT FORM

1) Project: LTM Red Hill / 1022-024 Date Received: 7/24/12

2) Coolers: Number of Coolers: 1

3) YES NO Were coolers and samples screened for radioactivity?

4) YES NO Were custody seals on outside of cooler? How many? _____ Date on seal? _____

5) Name on seal? _____

6) YES NO NA Were custody seals unbroken and intact at the time of arrival?

7) YES NO Did the cooler come with a shipping slip (air bill, etc.)? Carrier name: Fed Ex

8) Shipping slip numbers: 1) 8764 1243 3195 2) _____ 3) _____

9) YES NO NA Was the shipping slip scanned into the database?

10) YES NO NA If cooler belongs to APPL, has it been logged into the ice chest database?

11) Describe type of packing in cooler (bubble wrap, popcorn, type of ice, etc.): wet ice bubble bag in

12) YES NO NA For hand delivered samples was sufficient ice present to start the cooling process?

13) YES NO Was a temperature blank included in the cooler?

14) Serial number of certified NIST thermometer used: A39267 Correction factor: 0

15) Cooler temp(s): 1) 4.0 2) _____ 3) _____ 4) _____ 5) _____ 6) _____ 7) _____ 8) _____

Chain of custody:

16) YES NO Was a chain of custody received?

17) YES NO Were the custody papers signed in the appropriate places?

18) YES NO Was the project identifiable from custody papers?

19) YES NO Did the chain of custody include date and time of sampling?

20) YES NO Is location where sample was taken listed on the chain of custody?

Sample Labels:

21) YES NO Were container labels in good condition?

22) YES NO Was the client ID on the label?

23) YES NO Was the date of sampling on the label?

24) YES NO Was the time of sampling on the label?

25) YES NO Did all container labels agree with custody papers?

Sample Containers:

26) YES NO Were all containers sealed in separate bags? ..

27) YES NO Did all containers arrive unbroken?

28) YES NO Was there any leakage from samples?

29) YES NO Were any of the lids cracked or broken?

30) YES NO Were correct containers used for the tests indicated?

31) YES NO Was a sufficient amount of sample sent for tests indicated?

32) YES NO NA Were bubbles present in volatile samples? If yes, the following were received with air bubbles:
Larger than a pea: _____
Smaller than a pea: _____

Preservation & Hold time:

33) YES NO NA Was a sufficient amount of holding time remaining to analyze the samples?

34) YES NO NA Do the sample containers contain the same preservative as what is stated on the COC?

35) YES NO NA Was the pH taken of all non-VOA preserved samples and written on the sample container?

36) YES NO NA Was the pH of acid preserved non-VOA samples < 2 & sodium hydroxide preserved samples > 12?

37) YES NO NA Unpreserved VOA Vials received? _____

38) YES NO NA Are unpreserved VOA vials noted in the ADD TEST FIELD on the ARF? _____

Lab notified if pH was not adequate: _____

Deficiencies: Sample ES086 - CDC collection time 13:00 - Label collection time 13:20.

Signature of personnel receiving samples: Yang Second reviewer: Will Smith

Signature of project manager notified: Renee Date and Time of notification: 7-24-12

Name of client notified: _____ Date and Time of notification: _____

Information given to client: _____ by whom (Initials): _____

EPA METHOD 8270
Polynuclear Aromatic Hydrocarbons

APPL, INC.

EPA METHOD 8270
Polynuclear Aromatic Hydrocarbons
QC Summary

Method Blank
EPA 8270D SIM

Blank Name/QCG: **120725W-65167 - 169430**
Batch ID: #SIMHC-120725A

APPL Inc.
908 North Temperance Avenue
Clovis, CA 93611

Sample Type	Analyte	Result	LOQ	LOD	DL	Units	Extraction Date	Analysis Date
BLANK	1-METHYLNAPHTHALENE	0.12 U	0.2	0.12	0.06	ug/L	07/25/12	07/25/12
BLANK	2-METHYLNAPHTHALENE	0.12 U	0.2	0.12	0.06	ug/L	07/25/12	07/25/12
BLANK	ACENAPHTHENE	0.12 U	0.2	0.12	0.06	ug/L	07/25/12	07/25/12
BLANK	ACENAPHTHYLENE	0.12 U	0.2	0.12	0.06	ug/L	07/25/12	07/25/12
BLANK	ANTHRACENE	0.10 U	0.2	0.10	0.05	ug/L	07/25/12	07/25/12
BLANK	BENZO(A)ANTHRACENE	0.14 U	0.2	0.14	0.07	ug/L	07/25/12	07/25/12
BLANK	BENZO(A)PYRENE	0.12 U	0.2	0.12	0.06	ug/L	07/25/12	07/25/12
BLANK	BENZO(B)FLUORANTHENE	0.12 U	0.2	0.12	0.06	ug/L	07/25/12	07/25/12
BLANK	BENZO(GHI)PERYLENE	0.16 U	0.2	0.16	0.08	ug/L	07/25/12	07/25/12
BLANK	BENZO(K)FLUORANTHENE	0.14 U	0.2	0.14	0.07	ug/L	07/25/12	07/25/12
BLANK	CHRYSENE	0.10 U	0.2	0.10	0.05	ug/L	07/25/12	07/25/12
BLANK	DIBENZ(A,H)ANTHRACENE	0.10 U	0.2	0.10	0.05	ug/L	07/25/12	07/25/12
BLANK	FLUORANTHENE	0.16 U	0.2	0.16	0.08	ug/L	07/25/12	07/25/12
BLANK	FLUORENE	0.12 U	0.2	0.12	0.06	ug/L	07/25/12	07/25/12
BLANK	INDENO(1,2,3-CD)PYRENE	0.14 U	0.2	0.14	0.07	ug/L	07/25/12	07/25/12
BLANK	NAPHTHALENE	0.10 U	0.2	0.10	0.05	ug/L	07/25/12	07/25/12
BLANK	PHENANTHRENE	0.14 U	0.2	0.14	0.07	ug/L	07/25/12	07/25/12
BLANK	PYRENE	0.16 U	0.2	0.16	0.08	ug/L	07/25/12	07/25/12
BLANK	SURROGATE: 2-FLUORBIPHENY	73.2	50-110			%	07/25/12	07/25/12
BLANK	SURROGATE: NITROBENZENE-	71.0	40-110			%	07/25/12	07/25/12
BLANK	SURROGATE: TERPHENYL-D14 (112	50-135			%	07/25/12	07/25/12

Quant Method: SIMB.M
Run #: 0725L003
Instrument: Linus
Sequence: L120613
Initials: LF

Printed: 07/27/12 12:17:23 PM
GC SC-Blank-REG MDLs

Surrogate Recovery

Lab Name: APPL, Inc.

SDG No: 68284

Case No: 68284

Date Analyzed: 07/25/12

Matrix: WATER

Instrument: Linus

APPL ID.	Client Sample No.	SURROGATE: 2-FLUORBIPHENYL (S)			SURROGATE: NITROBENZENE-D5 (S)		
		Limits	Result	Qualifier	Limits	Result	Qualifier
120725A-BLK	Blank	50-110	73.2		40-110	71.0	
120725A-LCS	Lab Control Spike	50-110	63.5		40-110	69.5	
AY65220	ES088	50-110	60.9		40-110	70.1	

Comments: Batch: #SIMHC-120725A

Surrogate Recovery

Lab Name: APPL, Inc.
 Case No: 68284
 Matrix: WATER

SDG No: 68284
 Date Analyzed: 07/25/12
 Instrument: Linus

APPL ID.	Client Sample No.	SURROGATE: TERPHENYL-D14 (S)			Limits	Result	Qualifier
		Limits	Result	Qualifier			
120725A-BLK	Blank	50-135	112				
120725A-LCS	Lab Control Spike	50-135	99.5				
AY65220	ES088	50-135	112				

Comments: Batch: #SIMHC-120725A

Laboratory Control Spike Recovery

EPA 8270D SIM

APPL ID: 120725W-65167 LCS - 169430
 Batch ID: #SIMHC-120725A

APPL Inc.
 908 North Temperance Avenue
 Clovis, CA 93611

Compound Name	Spike Level ug/L	SPK Result ug/L	SPK % Recovery	Recovery Limits
1-METHYLNAPHTHALENE	4.00	2.33	58.3	45-105
2-METHYLNAPHTHALENE	4.00	2.25	56.3	45-105
ACENAPHTHENE	4.00	2.54	63.5	45-110
ACENAPHTHYLENE	4.00	2.40	60.0	50-105
ANTHRACENE	4.00	2.54	63.5	55-110
BENZO(A)ANTHRACENE	4.00	2.31	57.8	55-110
BENZO(A)PYRENE	4.00	2.41	60.3	55-110
BENZO(B)FLUORANTHENE	4.00	2.65	66.3	45-120
BENZO(GHI)PERYLENE	4.00	2.48	62.0	40-125
BENZO(K)FLUORANTHENE	4.00	2.59	64.8	45-125
CHRYSENE	4.00	2.65	66.3	55-110
DIBENZ(A,H)ANTHRACENE	4.00	2.41	60.3	40-125
FLUORANTHENE	4.00	2.72	68.0	55-115
FLUORENE	4.00	2.66	66.5	50-110
INDENO(1,2,3-CD)PYRENE	4.00	2.22	55.5	45-125
NAPHTHALENE	4.00	2.27	56.8	40-100
PHENANTHRENE	4.00	2.61	65.3	50-115
PYRENE	4.00	2.56	64.0	50-130

SURROGATE: 2-FLUORBIPHENYL (S)	2.00	1.27	63.5	50-110
SURROGATE: NITROBENZENE-D5 (S)	2.00	1.39	69.5	40-110
SURROGATE: TERPHENYL-D14 (S)	2.00	1.99	99.5	50-135

Comments: _____

<u>Primary</u>	<u>SPK</u>
Quant Method :	SIMB.M
Extraction Date :	07/25/12
Analysis Date :	07/25/12
Instrument :	Linus
Run :	0725L004
Initials :	LF

8270D-SIM

Form 4

Blank Summary

Lab Name: APPL, Inc.

SDG No: 68284

Case No: 68284

Date Analyzed: 07/25/12

Matrix: WATER

Instrument: Linus

Blank ID: 120725A-BLK

Time Analyzed: 1857

APPL ID.	Client Sample No.	File ID.	Date Analyzed
120725A-BLK	Blank	0725L003	07/25/12 1857
120725A-LCS	Lab Control Spike	0725L004	07/25/12 1923
AY65220	ES088	0725L009	07/25/12 2133

Comments: Batch: #SIMHC-120725A

Form 5
Tune Summary

Lab Name: APPL Inc.
 Case No: 68284
 Matrix: Water
 ID: SVTUNE 2-28-12

SDG No: 68284
 Date Analyzed: 07/25/12
 Instrument: Linus
 Time Analyzed: 18:12

	Client Sample No.	APPL ID.	File ID.	Date Analyzed
1	Blank	120725A BLK 1/1000	0725L003.D	07/25/12 18:57
2	Lab Control Spike	120725A LCS-1 1/1000	0725L004.D	07/25/12 19:23
3	ES088	AY65220W04 1/1000	0725L009.D	07/25/12 21:33
4				
5				
6				
7				
8				
9				
10				
11				
12				
13				
14				
15				
16				
17				
18				
19				
20				
21				
22				

m/e

51 29.95 - 60% of mass 198	<u>53.9</u>
68 0 - 2.05% of mass 69	<u>0.0</u>
70 0 - 2% of mass 69	<u>0.6</u>
127 40 - 60% of mass 198	<u>54.8</u>
197 0 - 1% of mass 198	<u>0.0</u>
198 100 - 100% of mass 198	<u>100.0</u>
199 5 - 9% of mass 198	<u>7.3</u>
275 10 - 30% of mass 198	<u>22.2</u>
365 1 - 100% of mass 198	<u>2.9</u>
441 0.01 - 100% of mass 443	<u>77.5</u>
442 40 - 150% of mass 198	<u>72.0</u>
443 17 - 23% of mass 442	<u>20.0</u>

8A
INTERNAL STANDARD AREA AND RT SUMMARY

Lab Name: APPL Inc. Contract: Review
 Lab Code: _____ SDG No.: 68284
 Lab File ID (Standard): 0613L007.D Date Analyzed: 06/13/12
 Instrument ID: Linus Time Analyzed: 15:33
 GC Column: _____ ID: _____ Heated Purge: (Y/N) _____

		Napthalene-D8(IS)		Acenaphthene-D10(IS)		Phenanthrene-D10(IS)	
		AREA #	RT #	AREA #	RT #	AREA #	RT #
	12 HOUR STD	2713	6.09	1189	8.10	2090	9.82
	UPPER LIMIT	5426	6.59	2378	8.60	4180	10.32
	LOWER LIMIT	1357	5.59	595	7.60	1045	9.32
	SAMPLE NO.						
01	120725A BLK 1/1000	2466	6.08	1141	8.08	2211	9.82
02	120725A LCS-1 1/1000	2533	6.08	1174	8.08	2346	9.82
03	AY65220W04 1/1000	2654	6.08	1278	8.08	2377	9.82
04							
05							
06							
07							
08							
09							
10							
11							
12							
13							
14							
15							
16							
17							
18							
19							
20							
21							
22							

AREA UPPER LIMIT = +100% of internal standard area.
 AREA LOWER LIMIT = -50% of internal standard area.
 RT UPPER LIMIT = +0.50 minutes of internal standard RT
 RT LOWER LIMIT = -0.50 minutes of internal standard RT

Column used to flag values outside QC limits with an asterisk.
 * Values outside of QC limits.

8A
INTERNAL STANDARD AREA AND RT SUMMARY

Lab Name: APPL Inc. Contract: Review
 Lab Code: _____ SDG No.: 68284
 Lab File ID (Standard): 0613L007.D Date Analyzed: 06/13/12
 Instrument ID: Linus Time Analyzed: 15:33
 GC Column: _____ ID: _____ Heated Purge: (Y/N) _____

		Chrysene-D12(IS)		Perylene-D12(IS)			
		AREA #	RT #	AREA #	RT #	AREA #	RT #
	12 HOUR STD	2430	12.91	2133	14.52		
	UPPER LIMIT	4860	13.41	4266	15.02		
	LOWER LIMIT	1215	12.41	1067	14.02		
	SAMPLE NO.						
01	120725A BLK 1/1000	2672	12.91	2109	14.53		
02	120725A LCS-1 1/1000	2948	12.90	2233	14.52		
03	AY65220W04 1/1000	2764	12.91	2141	14.54		
04							
05							
06							
07							
08							
09							
10							
11							
12							
13							
14							
15							
16							
17							
18							
19							
20							
21							
22							

AREA UPPER LIMIT = +100% of internal standard area.
 AREA LOWER LIMIT = -50% of internal standard area.
 RT UPPER LIMIT = +0.50 minutes of internal standard RT
 RT LOWER LIMIT = -0.50 minutes of internal standard RT

Column used to flag values outside QC limits with an asterisk.
 * Values outside of QC limits.

EPA METHOD 8270
Polynuclear Aromatic Hydrocarbons
Sample Data

EPA 8270D SIM

Environet, Inc.
650 Iwilei Rd, #204
Honolulu, HI 96817

Attn: Max Solmssen
Project: LTM Red Hill /1022-024

Sample ID: ES088

Sample Collection Date: 07/20/12

APPL Inc.
908 North Temperance Avenue
Clovis, CA 93611

ARF: 68284

APPL ID: AY65220

QCG: #SIMHC-120725A-169430

Method	Analyte	Result	LOQ	LOD	DL	Units	Extraction Date	Analysis Date
8270D-SIM	1-METHYLNAPHTHALENE	0.12 U	0.2	0.12	0.06	ug/L	07/25/12	07/25/12
8270D-SIM	2-METHYLNAPHTHALENE	0.12 U	0.2	0.12	0.06	ug/L	07/25/12	07/25/12
8270D-SIM	ACENAPHTHENE	0.12 U	0.2	0.12	0.06	ug/L	07/25/12	07/25/12
8270D-SIM	ACENAPHTHYLENE	0.12 U	0.2	0.12	0.06	ug/L	07/25/12	07/25/12
8270D-SIM	ANTHRACENE	0.10 U	0.2	0.10	0.05	ug/L	07/25/12	07/25/12
8270D-SIM	BENZO(A)ANTHRACENE	0.14 U	0.2	0.14	0.07	ug/L	07/25/12	07/25/12
8270D-SIM	BENZO(A)PYRENE	0.12 U	0.2	0.12	0.06	ug/L	07/25/12	07/25/12
8270D-SIM	BENZO(B)FLUORANTHENE	0.12 U	0.2	0.12	0.06	ug/L	07/25/12	07/25/12
8270D-SIM	BENZO(GHI)PERYLENE	0.16 U	0.2	0.16	0.08	ug/L	07/25/12	07/25/12
8270D-SIM	BENZO(K)FLUORANTHENE	0.14 U	0.2	0.14	0.07	ug/L	07/25/12	07/25/12
8270D-SIM	CHRYSENE	0.10 U	0.2	0.10	0.05	ug/L	07/25/12	07/25/12
8270D-SIM	DIBENZ(A,H)ANTHRACENE	0.10 U	0.2	0.10	0.05	ug/L	07/25/12	07/25/12
8270D-SIM	FLUORANTHENE	0.16 U	0.2	0.16	0.08	ug/L	07/25/12	07/25/12
8270D-SIM	FLUORENE	0.12 U	0.2	0.12	0.06	ug/L	07/25/12	07/25/12
8270D-SIM	INDENO(1,2,3-CD)PYRENE	0.14 U	0.2	0.14	0.07	ug/L	07/25/12	07/25/12
8270D-SIM	NAPHTHALENE	0.13 J	0.2	0.10	0.05	ug/L	07/25/12	07/25/12
8270D-SIM	PHENANTHRENE	0.14 U	0.2	0.14	0.07	ug/L	07/25/12	07/25/12
8270D-SIM	PYRENE	0.16 U	0.2	0.16	0.08	ug/L	07/25/12	07/25/12
8270D-SIM	SURROGATE: 2-FLUORBIPHENYL (S)	60.9	50-110			%	07/25/12	07/25/12
8270D-SIM	SURROGATE: NITROBENZENE-D5 (S)	70.1	40-110			%	07/25/12	07/25/12
8270D-SIM	SURROGATE: TERPHENYL-D14 (S)	112	50-135			%	07/25/12	07/25/12

J = Estimated value.

Quant Method: SIMB.M
Run #: 0725L009
Instrument: Linus
Sequence: L120613
Dilution Factor: 1
Initials: LF

Printed: 07/27/12 12:17:35 PM
APPL-F1-SC-NoMC-REG MDLs

Data File : M:\LINUS\DATA\L120613\0725L009.D Vial: 9
 Acq On : 25 Jul 12 21:33 Operator: LF
 Sample : AY65220W04 1/1000 Inst : Linus
 Misc : Multiplr: 1.00

Quant Time: Jul 27 8:26 2012 Quant Results File: SIMB.RES

Quant Method : M:\LINUS\DATA\L120613\SIMB.M (RTE Integrator)
 Title : EPA 8270C
 Last Update : Wed Jul 25 18:38:43 2012
 Response via : Initial Calibration
 DataAcq Meth : 87SIMAQ

Internal Standards	R.T.	QIon	Response	Conc	Units	Dev(Min)
1) Napthalene-D8 (IS)	6.08	136	2654	2.50000	ppb	-0.04
6) Acenaphthene-D10 (IS)	8.08	164	1278	2.50000	ppb	-0.05
12) Phenanthrene-D10 (IS)	9.82	188	2377	2.50000	ppb	-0.04
16) Chrysene-D12 (IS)	12.91	240	2764	2.50000	ppb	0.01
22) Perylene-D12 (IS)	14.54	264	2141	2.50000	ppb	0.00
System Monitoring Compounds						
2) Surrogate Recovery (NBZ)	5.32	82	696	1.40238	ppb	-0.01
Spiked Amount	2.000		Recovery	=	70.100%	
7) Surrogate Recovery (FBP)	7.32	172	1457	1.21780	ppb	-0.05
Spiked Amount	2.000		Recovery	=	60.900%	
18) Surrogate Recovery (TPH)	11.69	244	3091	2.23538	ppb	-0.05
Spiked Amount	2.000		Recovery	=	111.750%	
Target Compounds						
3) Naphthalene	6.09	128	217	0.12695	ppb	Qvalue # 1

Quantitation Report

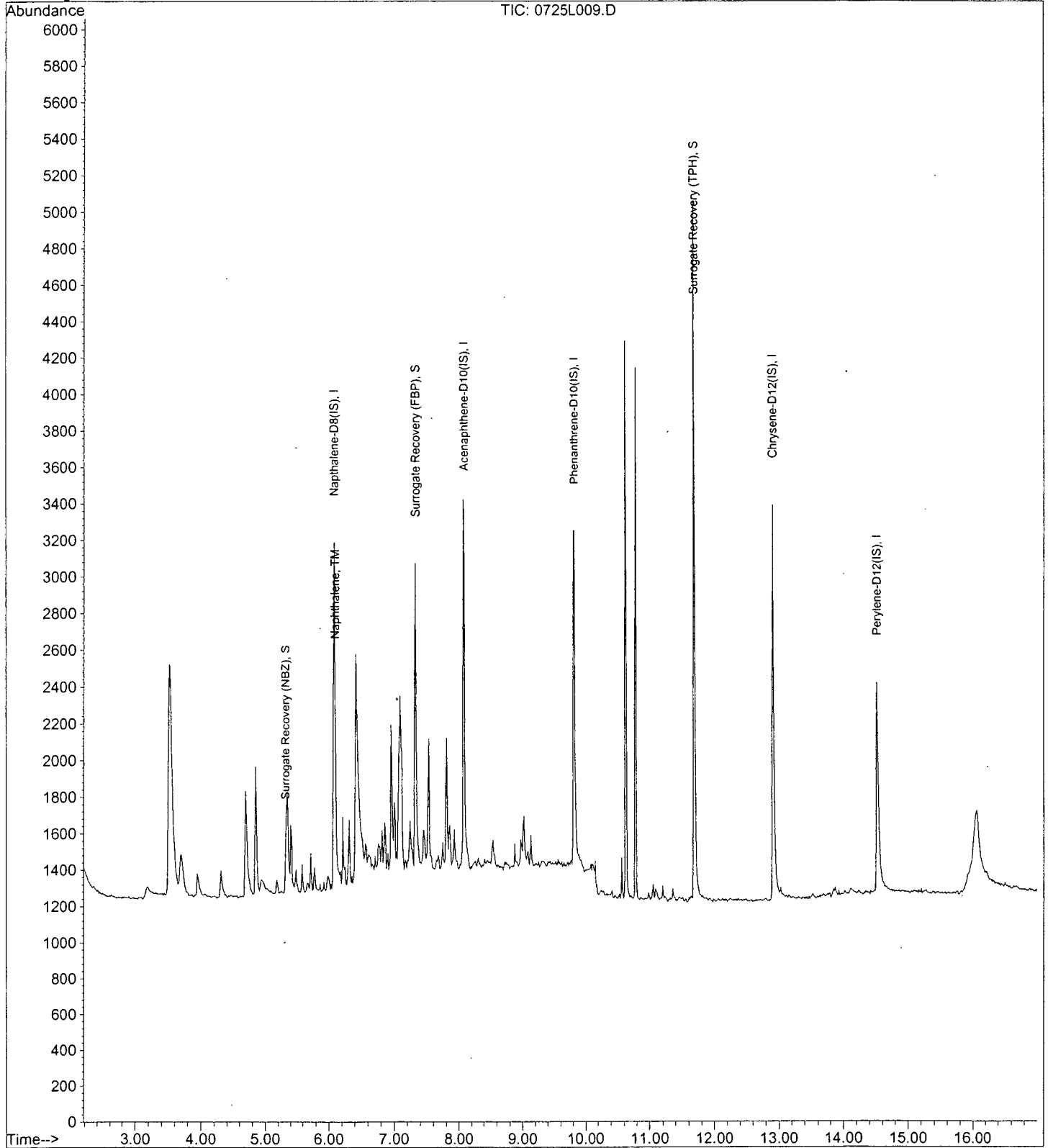
Data File : M:\LINUS\DATA\L120613\0725L009.D
Acq On : 25 Jul 12 21:33
Sample : AY65220W04 1/1000
Misc :

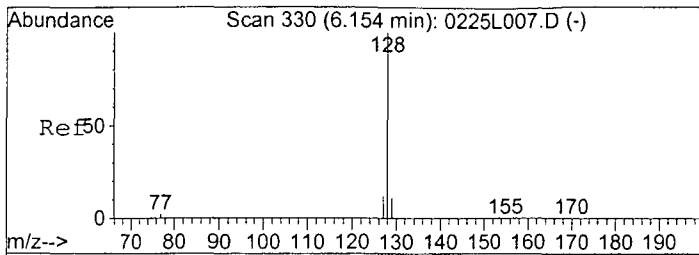
Vial: 9
Operator: LF
Inst : Linus
Multiplr: 1.00

Quant Time: Jul 27 8:26 2012

Quant Results File: SIMB.RES

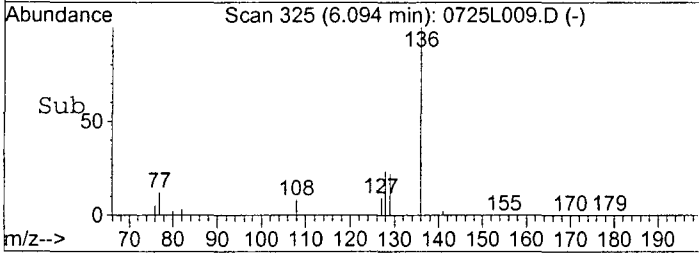
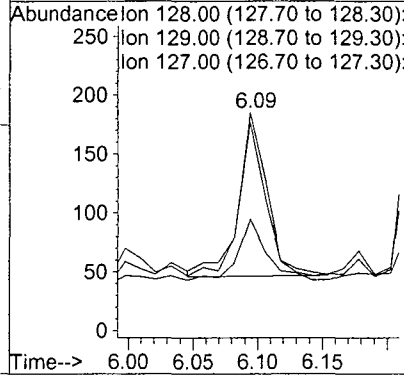
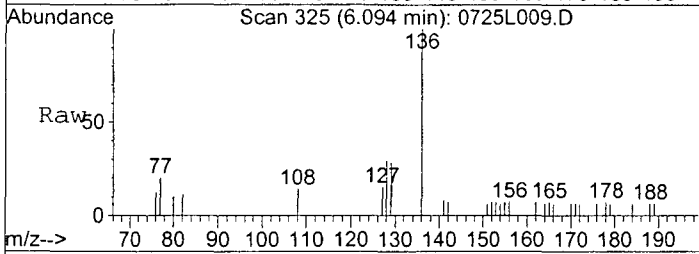
Method : M:\LINUS\DATA\L120613\SIMB.M (RTE Integrator)
Title : EPA 8270C
Last Update : Wed Jul 25 18:38:43 2012
Response via : Initial Calibration





#3
 Naphthalene
 Concen: 0.12695 ppb
 RT: 6.09 min Scan# 325
 Delta R.T. -0.05 min
 Lab File: 0725L009.D
 Acq: 25 Jul 12 21:33

Tgt Ion	Resp	Lower	Upper
128	100		
129	94.9	7.8	14.4#
127	38.0	8.6	16.0#



EPA METHOD 8270
Polynuclear Aromatic Hydrocarbons
Calibration Data

Data File : M:\LINUS\DATA\L120613\0613L003.D Vial: 3
 Acq On : 13 Jun 12 13:51 Operator: LF
 Sample : 0.1ug/ml PAH 06-13-12 Inst : Linus
 Misc : Multiplr: 1.00

Quant Time: Jun 13 16:10 2012 Quant Results File: SIMB.RES

Quant Method : M:\LINUS\DATA\L120613\SIMB.M (RTE Integrator)
 Title : EPA 8270C
 Last Update : Wed Jun 13 13:28:43 2012
 Response via : Initial Calibration
 DataAcq Meth : 87SIMAQ

Internal Standards	R.T.	QIon	Response	Conc	Units	Dev(Min)
1) Napthalene-D8 (IS)	6.09	136	2619	2.50000	ppb	-0.02
6) Acenaphthene-D10 (IS)	8.10	164	1220	2.50000	ppb	-0.04
12) Phenanthrene-D10 (IS)	9.83	188	2113	2.50000	ppb	-0.02
16) Chrysene-D12 (IS)	12.91	240	2622	2.50000	ppb	-0.01
22) Perylene-D12 (IS)	14.52	264	2131	2.50000	ppb	-0.01
System Monitoring Compounds						
2) Surrogate Recovery (NBZ)	5.35	82	48	0.18668	ppb	0.01
Spiked Amount	2.000		Recovery	=	9.350%	
7) Surrogate Recovery (FBP)	7.34	172	126	0.16296	ppb	-0.04
Spiked Amount	2.000		Recovery	=	8.150%	
18) Surrogate Recovery (TPH)	11.70	244	151	0.18456	ppb	-0.03
Spiked Amount	2.000		Recovery	=	9.250%	
Target Compounds						
						Qvalue
3) Naphthalene	6.12	128	193	0.12913	ppb	97
4) 2-Methylnaphthalene	6.91	142	130	0.14464	ppb	90
5) 1-Methylnaphthalene	7.01	142	118	0.14074	ppb	84
8) 1,1'-Biphenyl	7.46	154	136	0.14114	ppb	# 86
9) Acenaphthylene	7.94	152	193	0.16464	ppb	99
10) Acenaphthene	8.13	154	102	0.14944	ppb	84
11) Fluorene	8.75	166	117	0.14146	ppb	95
13) Phenanthrene	9.86	178	173	0.13796	ppb	99
14) Anthracene	9.92	178	180	0.15900	ppb	94
15) Fluoranthene	11.24	202	260	0.16914	ppb	97
17) Pyrene	11.50	202	260	0.17208	ppb	95
19) Benz (a) anthracene	12.90	228	237	0.18310	ppb	98
20) Chrysene	12.94	228	219	0.16763	ppb	# 88
21) Indeno (1,2,3-cd) pyrene	16.02	276	248	0.09203	ppb	# 76
23) Benzo (b) fluoranthene	14.09	252	203	0.15062	ppb	# 83
24) Benzo (k) fluoranthene	14.11	252	234	0.20915	ppb	# 92
25) Benzo (a) pyrene	14.46	252	201	0.16795	ppb	# 93
26) Dibenz (a,h) anthracene	16.03	278	188	0.15446	ppb	# 76
27) Benzo (g,h,i) perylene	16.45	276	195	0.05934	ppb	90

Quantitation Report

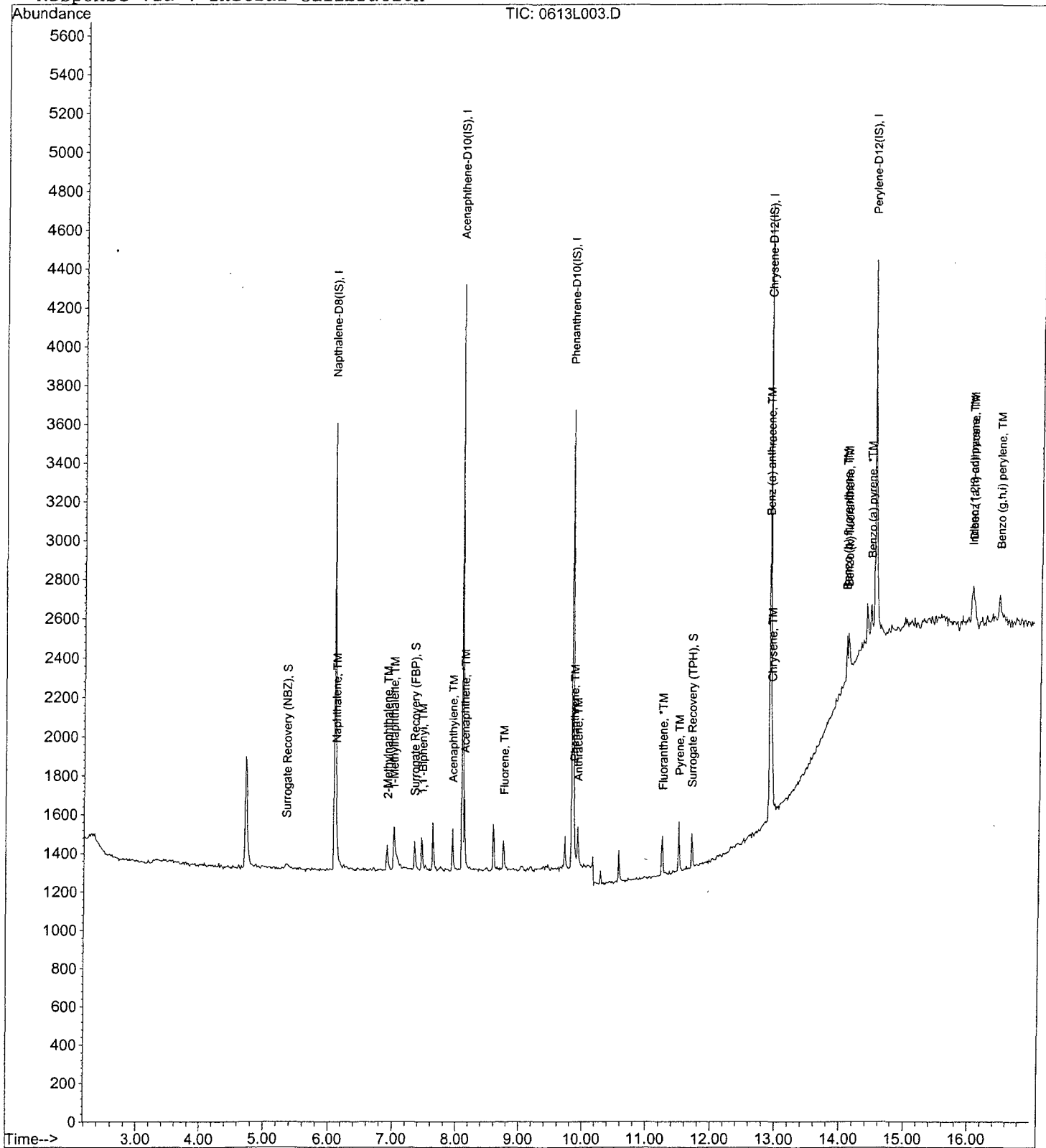
Data File : M:\LINUS\DATA\L120613\0613L003.D
Acq On : 13 Jun 12 13:51
Sample : 0.1ug/ml PAH 06-13-12
Misc :

Vial: 3
Operator: LF
Inst : Linus
Multiplr: 1.00

Quant Time: Jun 13 16:10 2012

Quant Results File: SIMB.RES

Method : M:\LINUS\DATA\L120613\SIMB.M (RTE Integrator)
Title : EPA 8270C
Last Update : Wed Jun 13 17:38:06 2012
Response via : Initial Calibration



Data File : M:\LINUS\DATA\L120613\0613L004.D
 Acq On : 13 Jun 12 14:16
 Sample : 0.2ug/ml PAH
 Misc :

Vial: 4
 Operator: LF
 Inst : Linus
 Multiplr: 1.00

Quant Time: Jun 13 16:10 2012

Quant Results File: SIMB.RES

Quant Method : M:\LINUS\DATA\L120613\SIMB.M (RTE Integrator)

Title : EPA 8270C
 Last Update : Wed Jun 13 14:51:32 2012
 Response via : Initial Calibration
 DataAcq Meth : 87SIMAQ

Internal Standards	R.T.	QIon	Response	Conc	Units	Dev (Min)
1) Naphthalene-D8 (IS)	6.09	136	2614	2.50000	ppb	-0.02
6) Acenaphthene-D10 (IS)	8.10	164	1181	2.50000	ppb	-0.04
12) Phenanthrene-D10 (IS)	9.83	188	2179	2.50000	ppb	-0.02
16) Chrysene-D12 (IS)	12.91	240	2524	2.50000	ppb	-0.01
22) Perylene-D12 (IS)	14.52	264	2140	2.50000	ppb	-0.01

System Monitoring Compounds

2) Surrogate Recovery (NBZ)	5.33	82	87	0.19035	ppb	0.00
Spiked Amount	2.000		Recovery	=	9.500%	
7) Surrogate Recovery (FBP)	7.34	172	265	0.20827	ppb	-0.04
Spiked Amount	2.000		Recovery	=	10.400%	
18) Surrogate Recovery (TPH)	11.70	244	294	0.20112	ppb	-0.03
Spiked Amount	2.000		Recovery	=	10.050%	

Target Compounds

	R.T.	QIon	Response	Conc	Units	Qvalue
3) Naphthalene	6.12	128	366	0.19487	ppb	98
4) 2-Methylnaphthalene	6.91	142	225	0.18576	ppb	98
5) 1-Methylnaphthalene	7.01	142	245	0.20393	ppb	86
8) 1,1'-Biphenyl	7.45	154	273	0.20362	ppb	98
9) Acenaphthylene	7.94	152	381	0.20195	ppb	99
10) Acenaphthene	8.13	154	206	0.20422	ppb	91
11) Fluorene	8.75	166	224	0.19888	ppb	96
13) Phenanthrene	9.86	178	340	0.19518	ppb	97
14) Anthracene	9.92	178	321	0.18548	ppb	96
15) Fluoranthene	11.24	202	480	0.18893	ppb	# 97
17) Pyrene	11.50	202	503	0.20049	ppb	91
19) Benz (a) anthracene	12.90	228	445	0.19750	ppb	98
20) Chrysene	12.94	228	431	0.20220	ppb	# 92
21) Indeno (1,2,3-cd) pyrene	16.01	276	447	0.19341	ppb	# 87
23) Benzo (b) fluoranthene	14.09	252	412	0.20307	ppb	# 83
24) Benzo (k) fluoranthene	14.11	252	438	0.19501	ppb	# 92
25) Benzo (a) pyrene	14.46	252	436	0.20968	ppb	99
26) Dibenz (a,h) anthracene	16.03	278	376	0.20161	ppb	# 93
27) Benzo (g,h,i) perylene	16.44	276	391	0.17158	ppb	89

Quantitation Report

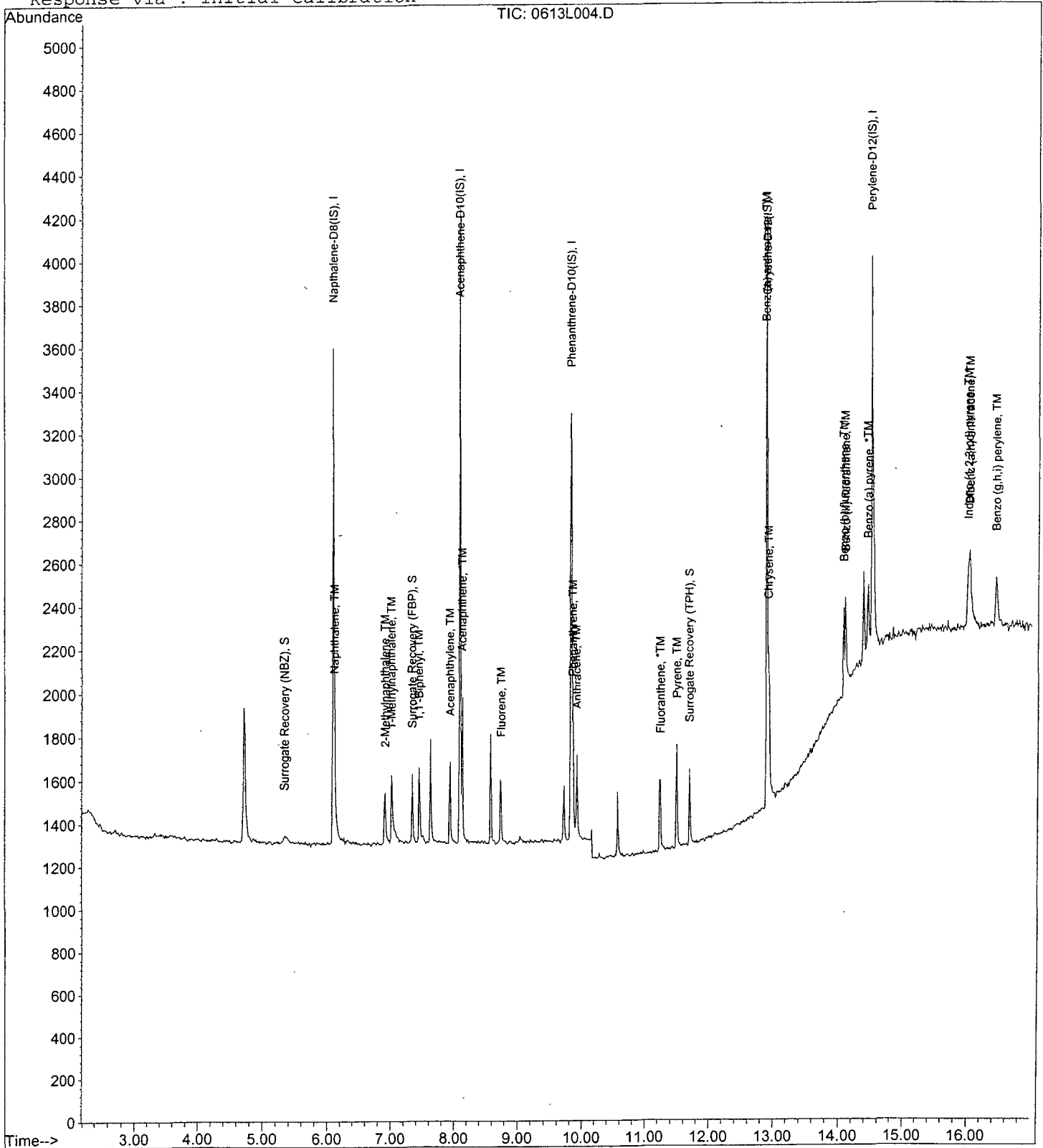
Data File : M:\LINUS\DATA\L120613\0613L004.D
Acq On : 13 Jun 12 14:16
Sample : 0.2ug/ml PAH
Misc :

Vial: 4
Operator: LF
Inst : Linus
Multiplr: 1.00

Quant Time: Jun 13 16:10 2012

Quant Results File: SIMB.RES

Method : M:\LINUS\DATA\L120613\SIMB.M (RTE Integrator)
Title : EPA 8270C
Last Update : Wed Jun 13 17:38:06 2012
Response via : Initial Calibration



Data File : M:\LINUS\DATA\L120613\0613L005.D Vial: 5
 Acq On : 13 Jun 12 14:41 Operator: LF
 Sample : 0.5ug/ml PAH Inst : Linus
 Misc : Multiplr: 1.00

Quant Time: Jun 13 15:40 2012 Quant Results File: SIMB.RES

Quant Method : M:\LINUS\DATA\L120613\SIMB.M (RTE Integrator)
 Title : EPA 8270C
 Last Update : Wed Jun 13 14:51:32 2012
 Response via : Initial Calibration
 DataAcq Meth : 87SIMAQ

Internal Standards	R.T.	QIon	Response	Conc	Units	Dev(Min)
1) Naphthalene-D8 (IS)	6.09	136	2576	2.50000	ppb	-0.02
6) Acenaphthene-D10 (IS)	8.10	164	1220	2.50000	ppb	-0.04
12) Phenanthrene-D10 (IS)	9.83	188	2083	2.50000	ppb	-0.02
16) Chrysene-D12 (IS)	12.91	240	2571	2.50000	ppb	-0.01
22) Perylene-D12 (IS)	14.52	264	2220	2.50000	ppb	-0.01
System Monitoring Compounds						
2) Surrogate Recovery (NBZ)	5.33	82	274	0.60835	ppb	0.00
Spiked Amount	2.000		Recovery	=	30.400%	
7) Surrogate Recovery (FBP)	7.34	172	650	0.49453	ppb	-0.04
Spiked Amount	2.000		Recovery	=	24.750%	
18) Surrogate Recovery (TPH)	11.70	244	714	0.47952	ppb	-0.03
Spiked Amount	2.000		Recovery	=	24.000%	
Target Compounds						
3) Naphthalene	6.12	128	923	0.49869	ppb	Qvalue 100
4) 2-Methylnaphthalene	6.90	142	575	0.48172	ppb	100
5) 1-Methylnaphthalene	7.01	142	620	0.52369	ppb	94
8) 1,1'-Biphenyl	7.44	154	676	0.48807	ppb	# 94
9) Acenaphthylene	7.94	152	906	0.46486	ppb	99
10) Acenaphthene	8.13	154	505	0.48464	ppb	91
11) Fluorene	8.74	166	595	0.51139	ppb	99
13) Phenanthrene	9.86	178	847	0.50863	ppb	98
14) Anthracene	9.92	178	832	0.50291	ppb	96
15) Fluoranthene	11.23	202	1198	0.49327	ppb	# 86
17) Pyrene	11.50	202	1257	0.49186	ppb	# 89
19) Benz (a) anthracene	12.90	228	1136	0.49495	ppb	98
20) Chrysene	12.94	228	1106	0.50938	ppb	# 93
21) Indeno (1,2,3-cd) pyrene	16.00	276	1110	0.47150	ppb	# 92
23) Benzo (b) fluoranthene	14.08	252	1093	0.51930	ppb	# 90
24) Benzo (k) fluoranthene	14.11	252	979	0.42017	ppb	# 95
25) Benzo (a) pyrene	14.45	252	1020	0.47286	ppb	# 95
26) Dibenz (a,h) anthracene	16.03	278	912	0.47138	ppb	# 95
27) Benzo (g,h,i) perylene	16.44	276	972	0.41115	ppb	93

Quantitation Report

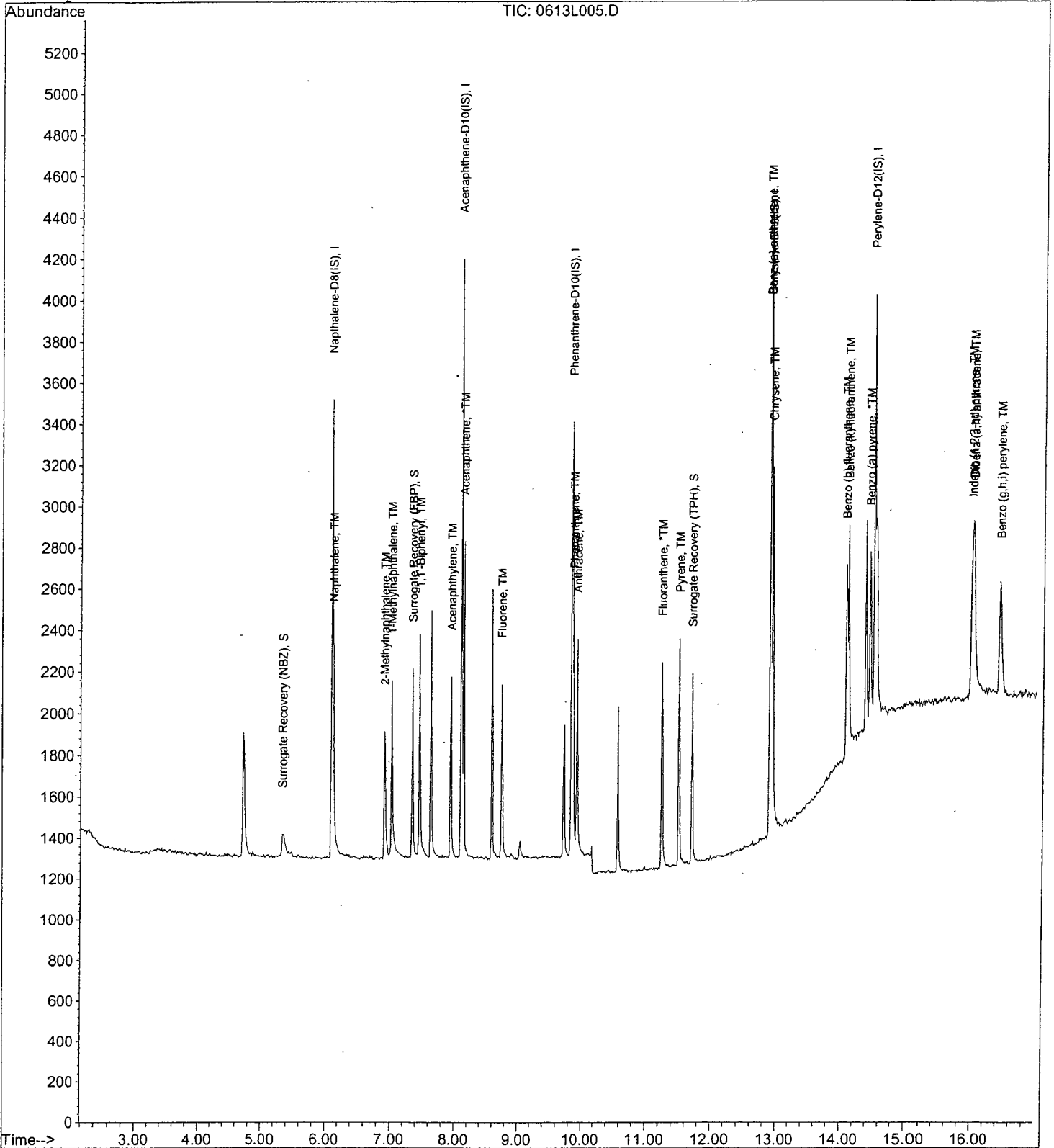
Data File : M:\LINUS\DATA\L120613\0613L005.D
Acq On : 13 Jun 12 14:41
Sample : 0.5ug/ml PAH
Misc :

Vial: 5
Operator: LF
Inst : Linus
Multiplr: 1.00

Quant Time: Jun 13 15:40 2012

Quant Results File: SIMB.RES

Method : M:\LINUS\DATA\L120613\SIMB.M (RTE Integrator)
Title : EPA 8270C
Last Update : Wed Jun 13 17:38:06 2012
Response via : Initial Calibration



Data File : M:\LINUS\DATA\L120613\0613L006.D
 Acq On : 13 Jun 12 15:07
 Sample : 1.0ug/ml PAH
 Misc :

Vial: 6
 Operator: LF
 Inst : Linus
 Multiplr: 1.00

Quant Time: Jun 13 15:40 2012

Quant Results File: SIMB.RES

Quant Method : M:\LINUS\DATA\L120613\SIMB.M (RTE Integrator)
 Title : EPA 8270C
 Last Update : Wed Jun 13 14:51:32 2012
 Response via : Initial Calibration
 DataAcq Meth : 87SIMAQ

Internal Standards	R.T.	QIon	Response	Conc	Units	Dev(Min)
1) Napthalene-D8(IS)	6.09	136	2621	2.50000	ppb	-0.02
6) Acenaphthene-D10(IS)	8.10	164	1201	2.50000	ppb	-0.04
12) Phenanthrene-D10(IS)	9.83	188	2124	2.50000	ppb	-0.02
16) Chrysene-D12(IS)	12.91	240	2585	2.50000	ppb	-0.01
22) Perylene-D12(IS)	14.52	264	2229	2.50000	ppb	-0.01
System Monitoring Compounds						
2) Surrogate Recovery (NBZ)	5.33	82	501	1.01960	ppb	0.00
Spiked Amount	2.000		Recovery	=	51.000%	
7) Surrogate Recovery (FBP)	7.34	172	1215	0.94245	ppb	-0.04
Spiked Amount	2.000		Recovery	=	47.100%	
18) Surrogate Recovery (TPH)	11.70	244	1327	0.89865	ppb	-0.03
Spiked Amount	2.000		Recovery	=	44.950%	
Target Compounds						
						Qvalue
3) Naphthalene	6.12	128	1739	0.92424	ppb	99
4) 2-Methylnaphthalene	6.90	142	1174	0.97858	ppb	98
5) 1-Methylnaphthalene	7.01	142	1141	0.93248	ppb	94
8) 1,1'-Biphenyl	7.45	154	1356	1.00249	ppb	# 91
9) Acenaphthylene	7.94	152	1691	0.90251	ppb	99
10) Acenaphthene	8.13	154	974	0.95935	ppb	89
11) Fluorene	8.74	166	1130	0.97914	ppb	98
13) Phenanthrene	9.86	178	1612	0.94390	ppb	99
14) Anthracene	9.92	178	1606	0.95018	ppb	98
15) Fluoranthene	11.23	202	2331	0.94550	ppb	# 88
17) Pyrene	11.50	202	2441	0.95516	ppb	# 88
19) Benz (a) anthracene	12.90	228	2128	0.92526	ppb	97
20) Chrysene	12.94	228	2100	0.95596	ppb	# 94
21) Indeno (1,2,3-cd) pyrene	15.99	276	2106	0.90696	ppb	# 82
23) Benzo (b) fluoranthene	14.08	252	2147	1.00305	ppb	# 88
24) Benzo (k) fluoranthene	14.11	252	1886	0.85148	ppb	# 94
25) Benzo (a) pyrene	14.45	252	1929	0.90706	ppb	# 95
26) Dibenz (a,h) anthracene	16.03	278	1684	0.88374	ppb	97
27) Benzo (g,h,i) perylene	16.44	276	1765	0.79039	ppb	95

Quantitation Report

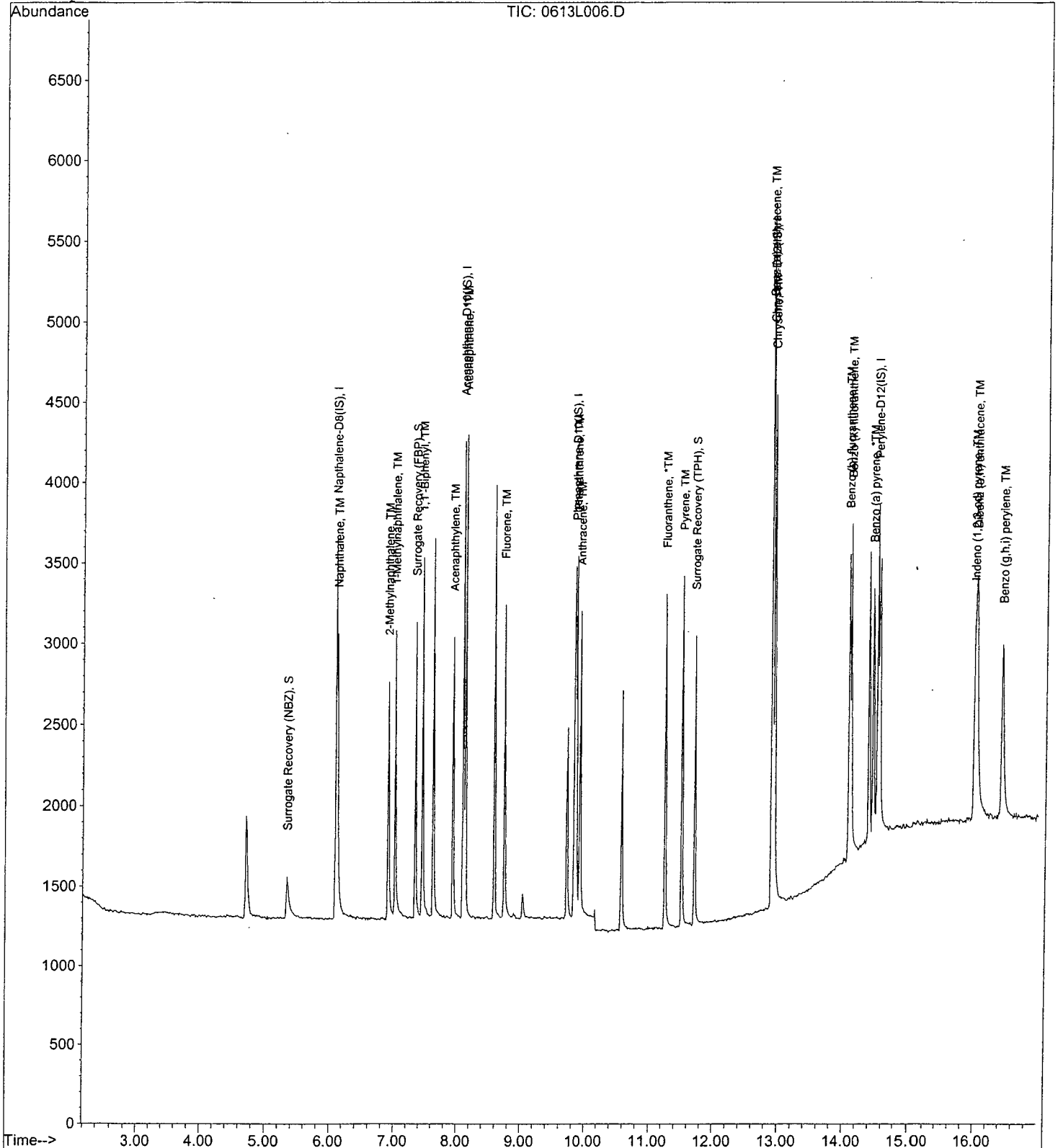
Data File : M:\LINUS\DATA\L120613\0613L006.D
 Acq On : 13 Jun 12 15:07
 Sample : 1.0ug/ml PAH
 Misc :

Vial: 6
 Operator: LF
 Inst : Linus
 Multiplr: 1.00

Quant Time: Jun 13 15:40 2012

Quant Results File: SIMB.RES

Method : M:\LINUS\DATA\L120613\SIMB.M (RTE Integrator)
 Title : EPA 8270C
 Last Update : Wed Jun 13 17:38:06 2012
 Response via : Initial Calibration



Data File : M:\LINUS\DATA\L120613\0613L007.D Vial: 7
 Acq On : 13 Jun 12 15:33 Operator: LF
 Sample : 5.0ug/ml PAH Inst : Linus
 Misc : Multiplr: 1.00

Quant Time: Jun 13 16:08 2012 Quant Results File: SIMB.RES

Quant Method : M:\LINUS\DATA\L120613\SIMB.M (RTE Integrator)
 Title : EPA 8270C
 Last Update : Wed Jun 13 14:51:32 2012
 Response via : Initial Calibration
 DataAcq Meth : 87SIMAQ

Internal Standards	R.T.	Qion	Response	Conc	Units	Dev(Min)
1) Napthalene-D8 (IS)	6.09	136	2713	2.50000	ppb	-0.02
6) Acenaphthene-D10 (IS)	8.10	164	1189	2.50000	ppb	-0.04
12) Phenanthrene-D10 (IS)	9.82	188	2090	2.50000	ppb	-0.04
16) Chrysene-D12 (IS)	12.91	240	2430	2.50000	ppb	-0.01
22) Perylene-D12 (IS)	14.52	264	2133	2.50000	ppb	-0.01
System Monitoring Compounds						
2) Surrogate Recovery (NBZ)	5.32	82	2420	4.73481	ppb	-0.01
Spiked Amount	2.000		Recovery	=	236.750%	
7) Surrogate Recovery (FBP)	7.34	172	5112	4.06377	ppb	-0.04
Spiked Amount	2.000		Recovery	=	203.200%	
18) Surrogate Recovery (TPH)	11.70	244	5848	4.32241	ppb	-0.03
Spiked Amount	2.000		Recovery	=	216.100%	
Target Compounds						
						Qvalue
3) Napthalene	6.12	128	7720	4.04041	ppb	100
4) 2-Methylnapthalene	6.90	142	5050	4.08854	ppb	95
5) 1-Methylnapthalene	7.01	142	4690	3.76651	ppb	93
8) 1,1'-Biphenyl	7.45	154	5931	4.42630	ppb	# 89
9) Acenaphthylene	7.93	152	7276	4.02049	ppb	97
10) Acenaphthene	8.13	154	4176	4.19734	ppb	93
11) Fluorene	8.74	166	4875	4.28917	ppb	98
13) Phenanthrene	9.86	178	6907	4.16861	ppb	99
14) Anthracene	9.92	178	7071	4.30520	ppb	98
15) Fluoranthene	11.23	202	9839	4.11183	ppb	95
17) Pyrene	11.49	202	10454	4.40089	ppb	# 90
19) Benz (a) anthracene	12.90	228	8681	4.09173	ppb	96
20) Chrysene	12.94	228	9575	4.68837	ppb	# 96
21) Indeno (1,2,3-cd) pyrene	15.99	276	9227	4.32779	ppb	# 88
23) Benzo (b) fluoranthene	14.08	252	8043	3.92370	ppb	# 84
24) Benzo (k) fluoranthene	14.12	252	9483	4.64656	ppb	# 92
25) Benzo (a) pyrene	14.45	252	8141	4.09554	ppb	98
26) Dibenz (a,h) anthracene	16.02	278	7487	4.22884	ppb	# 91
27) Benzo (g,h,i) perylene	16.43	276	7598	3.75225	ppb	96

Quantitation Report

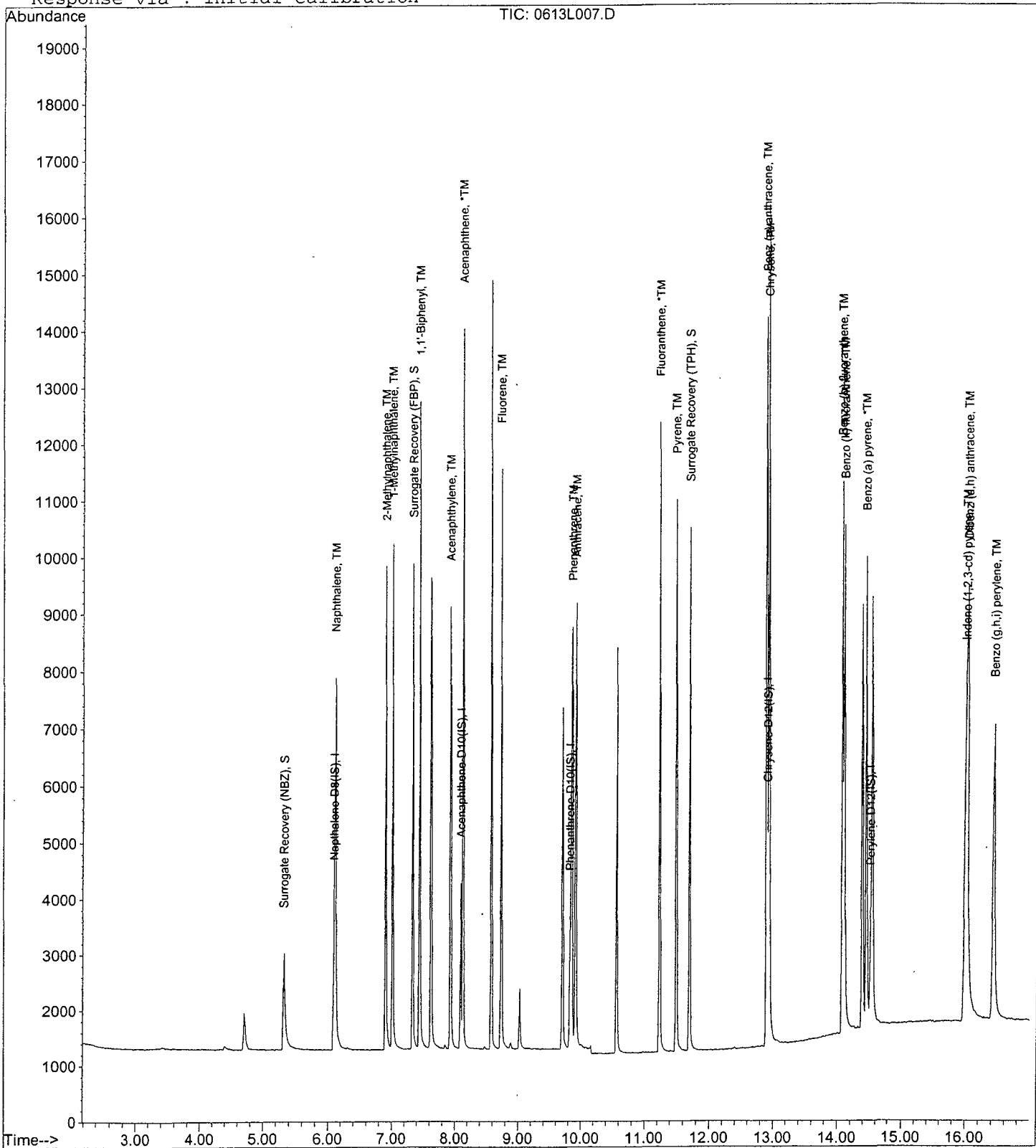
Data File : M:\LINUS\DATA\L120613\0613L007.D
Acq On : 13 Jun 12 15:33
Sample : 5.0ug/ml PAH
Misc :

Vial: 7
Operator: LF
Inst : Linus
Multiplr: 1.00

Quant Time: Jun 13 16:08 2012

Quant Results File: SIMB.RES

Method : M:\LINUS\DATA\L120613\SIMB.M (RTE Integrator)
Title : EPA 8270C
Last Update : Wed Jun 13 17:38:06 2012
Response via : Initial Calibration



Data File : M:\LINUS\DATA\L120613\0613L008.D Vial: 8
 Acq On : 13 Jun 12 15:59 Operator: LF
 Sample : 10ug/ml PAH Inst : Linus
 Misc : Multiplr: 1.00

Quant Time: Jun 13 17:35 2012

Quant Results File: SIMB.RES

Quant Method : M:\LINUS\DATA\L120613\SIMB.M (RTE Integrator)
 Title : EPA 8270C
 Last Update : Wed Jun 13 14:51:32 2012
 Response via : Initial Calibration
 DataAcq Meth : 87SIMAQ

Internal Standards	R.T.	QIon	Response	Conc	Units	Dev(Min)
1) Naphthalene-D8 (IS)	6.09	136	2467	2.50000	ppb	-0.02
6) Acenaphthene-D10 (IS)	8.10	164	1136	2.50000	ppb	-0.04
12) Phenanthrene-D10 (IS)	9.82	188	2001	2.50000	ppb	-0.04
16) Chrysene-D12 (IS)	12.90	240	2373	2.50000	ppb	-0.02
22) Perylene-D12 (IS)	14.52	264	2033	2.50000	ppb	-0.01
System Monitoring Compounds						
2) Surrogate Recovery (NBZ)	5.31	82	4685	10.18847	ppb	-0.02
Spiked Amount	2.000		Recovery	=	509.400%	
7) Surrogate Recovery (FBP)	7.34	172	9738	8.41759	ppb	-0.04
Spiked Amount	2.000		Recovery	=	420.900%	
18) Surrogate Recovery (TPH)	11.70	244	11363	8.84002	ppb	-0.03
Spiked Amount	2.000		Recovery	=	442.000%	
Target Compounds						
						Qvalue
3) Naphthalene	6.12	128	17040	10.19897	ppb	99
4) 2-Methylnaphthalene	6.90	142	10976	10.14218	ppb	94
5) 1-Methylnaphthalene	7.01	142	10222	9.49636	ppb	94
8) 1,1'-Biphenyl	7.45	154	12349	9.87257	ppb #	88
9) Acenaphthylene	7.93	152	16024	9.64536	ppb	98
10) Acenaphthene	8.13	154	8901	9.67450	ppb	93
11) Fluorene	8.74	166	10449	9.90386	ppb	97
13) Phenanthrene	9.86	178	14996	9.77834	ppb	99
14) Anthracene	9.92	178	14348	9.38520	ppb	99
15) Fluoranthene	11.23	202	21536	9.74671	ppb	99
17) Pyrene	11.49	202	21902	9.67353	ppb	92
19) Benz (a) anthracene	12.89	228	18864	9.44825	ppb	97
20) Chrysene	12.94	228	18670	9.47946	ppb #	96
21) Indeno (1,2,3-cd) pyrene	15.99	276	19639	9.69329	ppb #	90
23) Benzo (b) fluoranthene	14.08	252	17117	9.11749	ppb #	86
24) Benzo (k) fluoranthene	14.12	252	20282	10.52648	ppb #	92
25) Benzo (a) pyrene	14.45	252	17798	9.70662	ppb	99
26) Dibenz (a,h) anthracene	16.02	278	16005	9.74367	ppb #	94
27) Benzo (g,h,i) perylene	16.43	276	16439	9.60673	ppb	97

(#) = qualifier out of range (m) = manual integration
 0613L008.D SIMB.M Thu Jul 05 14:10:58 2012

Quantitation Report

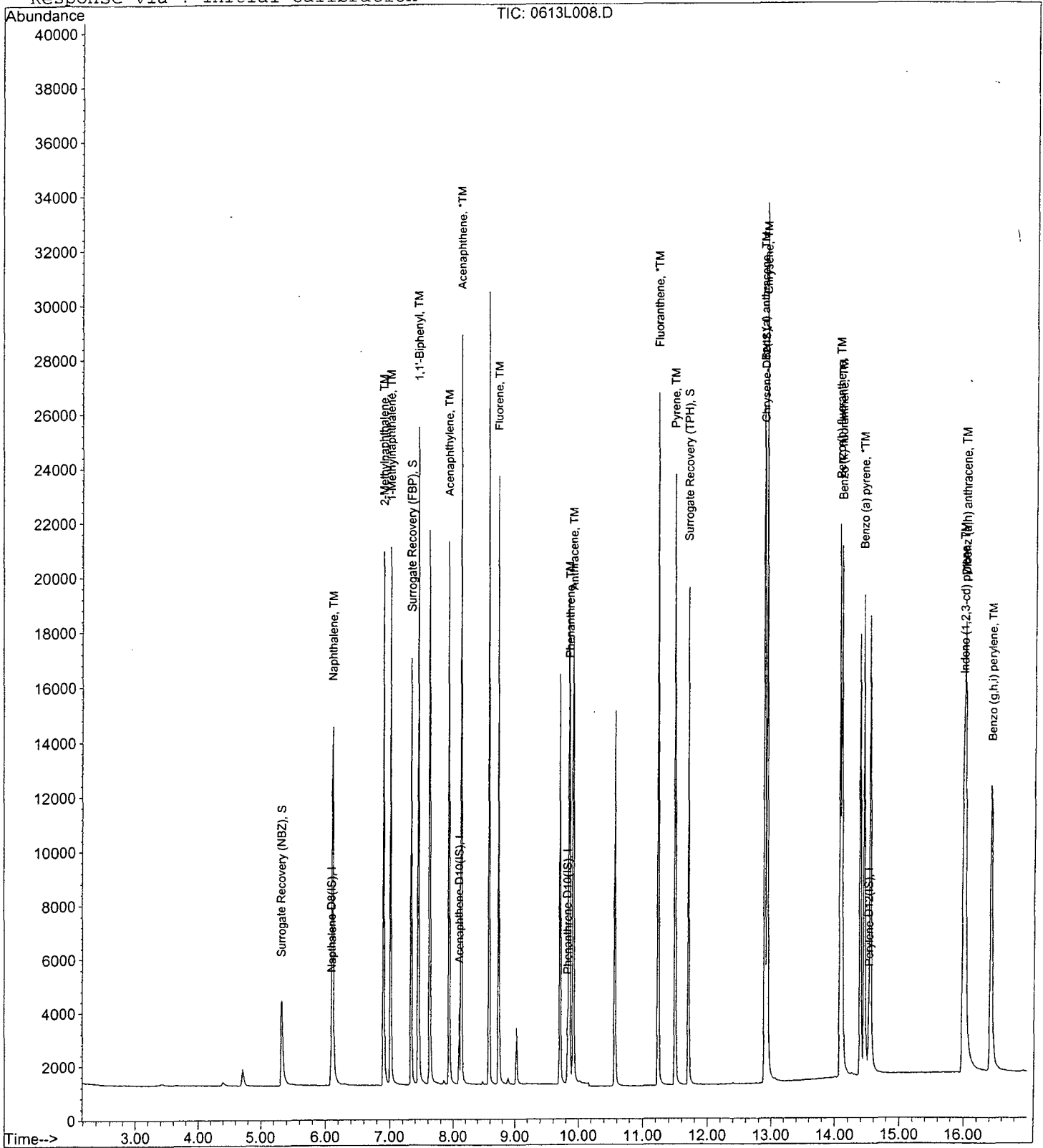
Data File : M:\LINUS\DATA\L120613\0613L008.D
 Acq On : 13 Jun 12 15:59
 Sample : 10ug/ml PAH
 Misc :

Vial: 8
 Operator: LF
 Inst : Linus
 Multiplr: 1.00

Quant Time: Jun 13 17:35 2012

Quant Results File: SIMB.RES

Method : M:\LINUS\DATA\L120613\SIMB.M (RTE Integrator)
 Title : EPA 8270C
 Last Update : Wed Jun 13 17:38:06 2012
 Response via : Initial Calibration



Data File : M:\LINUS\DATA\L120613\0613L009.D
 Acq On : 13 Jun 12 16:25
 Sample : 50ug/ml PAH
 Misc :

Vial: 9
 Operator: LF
 Inst : Linus
 Multiplr: 1.00

Quant Time: Jun 13 17:37 2012

Quant Results File: SIMB.RES

Quant Method : M:\LINUS\DATA\L120613\SIMB.M (RTE Integrator)
 Title : EPA 8270C
 Last Update : Wed Jun 13 14:51:32 2012
 Response via : Initial Calibration
 DataAcq Meth : 87SIMAQ

Internal Standards	R.T.	QIon	Response	Conc	Units	Dev(Min)
1) Napthalene-D8 (IS)	6.09	136	2323	2.50000	ppb	-0.02
6) Acenaphthene-D10 (IS)	8.10	164	1076	2.50000	ppb	-0.04
12) Phenanthrene-D10 (IS)	9.82	188	1906	2.50000	ppb	-0.04
16) Chrysene-D12 (IS)	12.91	240	2336	2.50000	ppb	-0.01
22) Perylene-D12 (IS)	14.52	264	1770	2.50000	ppb	-0.01
System Monitoring Compounds						
2) Surrogate Recovery (NBZ)	5.31	82	22158	51.01380	ppb	-0.02
Spiked Amount	2.000		Recovery	= 2550.700%		
7) Surrogate Recovery (FBP)	7.34	172	42363	39.70801	ppb	-0.04
Spiked Amount	2.000		Recovery	= 1985.400%		
18) Surrogate Recovery (TPH)	11.70	244	46329	37.33504	ppb	-0.03
Spiked Amount	2.000		Recovery	= 1866.750%		
Target Compounds						
						Qvalue
3) Napthalene	6.11	128	65485	41.48686	ppb	98
4) 2-Methylnapthalene	6.90	142	43032	42.12800	ppb	92
5) 1-Methylnapthalene	7.01	142	39886	39.68464	ppb	95
8) 1,1'-Biphenyl	7.45	154	48419	40.95469	ppb #	87
9) Acenaphthylene	7.93	152	60904	38.93445	ppb	97
10) Acenaphthene	8.13	154	35017	40.40146	ppb	92
11) Fluorene	8.74	166	40304	40.39620	ppb	97
13) Phenanthrene	9.86	178	57308	39.37645	ppb	98
14) Anthracene	9.92	178	57012	39.55630	ppb	99
15) Fluoranthene	11.23	202	80905	38.60379	ppb #	91
17) Pyrene	11.50	202	87777	39.59828	ppb #	83
19) Benz (a) anthracene	12.90	228	77651	39.87510	ppb	99
20) Chrysene	12.94	228	65735	34.20150	ppb #	92
21) Indeno (1,2,3-cd) pyrene	15.99	276	77220	38.91637	ppb #	80
23) Benzo (b) fluoranthene	14.09	252	78843	48.95647	ppb #	80
24) Benzo (k) fluoranthene	14.12	252	64724	38.24790	ppb	94
25) Benzo (a) pyrene	14.45	252	67281	42.35279	ppb #	96
26) Dibenz (a,h) anthracene	16.03	278	62359	43.79148	ppb	97
27) Benzo (g,h,i) perylene	16.44	276	64939	43.87588	ppb	99

Quantitation Report


Data File : M:\LINUS\DATA\L120613\0613L009.D
Acq On : 13 Jun 12 16:25
Sample : 50ug/ml PAH
Misc :

Vial: 9
Operator: LF
Inst : Linus
Multiplr: 1.00

Quant Time: Jun 13 17:37 2012

Quant Results File: SIMB.RES

Method : M:\LINUS\DATA\L120613\SIMB.M (RTE Integrator)
Title : EPA 8270C
Last Update : Wed Jun 13 17:38:06 2012
Response via : Initial Calibration



Data File : M:\LINUS\DATA\L120613\0613L010.D
 Acq On : 13 Jun 12 16:51
 Sample : 100ug/ml PAH
 Misc :

Vial: 10
 Operator: LF
 Inst : Linus
 Multiplr: 1.00

Quant Time: Jun 13 17:37 2012

Quant Results File: SIMB.RES

Quant Method : M:\LINUS\DATA\L120613\SIMB.M (RTE Integrator)
 Title : EPA 8270C
 Last Update : Wed Jun 13 14:51:32 2012
 Response via : Initial Calibration
 DataAcq Meth : 87SIMAQ

Internal Standards	R.T.	QIon	Response	Conc	Units	Dev(Min)
1) Napthalene-D8 (IS)	6.09	136	2546	2.50000	ppb	-0.02
6) Acenaphthene-D10 (IS)	8.10	164	1146	2.50000	ppb	-0.04
12) Phenanthrene-D10 (IS)	9.82	188	2043	2.50000	ppb	-0.04
16) Chrysene-D12 (IS)	12.91	240	2154	2.50000	ppb	-0.01
22) Perylene-D12 (IS)	14.52	264	2023	2.50000	ppb	-0.01
System Monitoring Compounds						
2) Surrogate Recovery (NBZ)	5.31	82	46683	97.78012	ppb	-0.02
Spiked Amount	2.000		Recovery	= 4889.000%		
7) Surrogate Recovery (FBP)	7.34	172	86281	78.23418	ppb	-0.04
Spiked Amount	2.000		Recovery	= 3911.700%		
18) Surrogate Recovery (TPH)	11.70	244	90106	81.70547	ppb	-0.03
Spiked Amount	2.000		Recovery	= 4085.250%		
Target Compounds						
						Qvalue
3) Napthalene	6.12	128	130271	77.17939	ppb	99
4) 2-Methylnapthalene	6.90	142	84094	76.84481	ppb	94
5) 1-Methylnapthalene	7.01	142	77537	72.52602	ppb	94
8) 1,1'-Biphenyl	7.45	154	93605	76.31079	ppb	# 91
9) Acenaphthylene	7.94	152	123810	76.74039	ppb	99
10) Acenaphthene	8.13	154	66674	74.26410	ppb	89
11) Fluorene	8.74	166	76061	73.59790	ppb	99
13) Phenanthrene	9.86	178	112505	74.37620	ppb	97
14) Anthracene	9.92	178	110199	73.52547	ppb	97
15) Fluoranthene	11.23	202	163589	75.27303	ppb	# 83
17) Pyrene	11.50	202	169609	85.52128	ppb	# 90
19) Benz (a) anthracene	12.90	228	148541	85.18770	ppb	98
20) Chrysene	12.95	228	138030	81.56593	ppb	97
21) Indeno (1,2,3-cd) pyrene	16.02	276	155909	87.99871	ppb	# 87
23) Benzo (b) fluoranthene	14.09	252	139278	76.65546	ppb	# 85
24) Benzo (k) fluoranthene	14.13	252	145240	79.13503	ppb	89
25) Benzo (a) pyrene	14.47	252	125203	71.12137	ppb	96
26) Dibenz (a,h) anthracene	16.04	278	123729	78.09989	ppb	# 94
27) Benzo (g,h,i) perylene	16.45	276	132960	80.72903	ppb	# 89

Quantitation Report


Data File : M:\LINUS\DATA\L120613\0613L010.D
Acq On : 13 Jun 12 16:51
Sample : 100ug/ml PAH
Misc :

Vial: 10
Operator: LF
Inst : Linus
Multiplr: 1.00

Quant Time: Jun 13 17:37 2012

Quant Results File: SIMB.RES

Method : M:\LINUS\DATA\L120613\SIMB.M (RTE Integrator)
Title : EPA 8270C
Last Update : Wed Jun 13 17:38:06 2012
Response via : Initial Calibration



EPA 8270C SIM

Form 7

Second Source Calibration

Lab Name: APPL, Inc.
 Case No: _____
 Matrix: _____

SDG No: 682451
 Date Analyzed: 06/13/12
 Instrument: Linus
 Initial Cal. Date: 06/13/12
 Data File: 0613L011.D

		Compound	MEAN	CCRF	%D	%Drift
1	I	Napthalene-D8(IS)	ISTD			I
2	TM	Napthalene	1.610	1.637	1.7	TM
3	TM	2-Methylnapthalene	1.043	1.049	0.54	TM
4	TM	1-Methylnapthalene	1.050	1.039	1.1	TM
5	I	Acenaphthene-D10(IS)	ISTD			I
6	TM	1,1'-Biphenyl	2.597	2.752	6.0	TM
7	TM	Acenaphthylene	3.417	3.382	1.0	TM
8	*TM	Acenaphthene	1.896	1.964	3.6	*TM
9	TM	Fluorene	2.180	2.312	6.0	TM
10	I	Phenanthrene-D10(IS)	ISTD			I
11	TM	Phenanthrene	1.792	1.916	6.9	TM
12	TM	Anthracene	1.773	1.884	6.2	TM
13	*TM	Fluoranthene	2.577	2.638	2.4	*TM
14	I	Chrysene-D12(IS)	ISTD			I
15	TM	Pyrene	2.260	2.408	6.6	TM
16	TM	Benz (a) anthracene	1.986	2.024	1.9	TM
17	TM	Chrysene	1.919	2.238	17	TM
18	TM	Indeno (1,2,3-cd) pyrene	2.025	2.112	4.3	TM
19	I	Perylene-D12(IS)	ISTD			I
20	TM	Benzo (b) fluoranthene	2.200	2.149	2.3	TM
21	TM	Benzo (k) fluoranthene	2.246	2.481	11	TM
22	*TM	Benzo (a) pyrene	2.114	2.200	4.1	*TM
23	TM	Dibenz (a,h) anthracene	1.920	2.027	5.6	TM
24	TM	Benzo (g,h,i) perylene	2.003	2.072	3.5	TM
25						
26						
27						
28						
29						
30						
31						
32						
33						
34						
35						
36						
37						
38						
39						
40						

Average

4.8

Data File : M:\LINUS\DATA\L120613\0613L011.D Vial: 11
 Acq On : 13 Jun 12 17:17 Operator: LF
 Sample : 5.0ug/ml SS PAH 06-13-12 Inst : Linus
 Misc : Multiplr: 1.00

Quant Time: Jun 13 17:38 2012 Quant Results File: SIMB.RES

Quant Method : M:\LINUS\DATA\L120613\SIMB.M (RTE Integrator)
 Title : EPA 8270C
 Last Update : Wed Jun 13 17:38:06 2012
 Response via : Initial Calibration
 DataAcq Meth : 87SIMAQ

Internal Standards	R.T.	QIon	Response	Conc	Units	Dev(Min)
1) Napthalene-D8 (IS)	6.09	136	2569	2.50000	ppb	-0.02
6) Acenaphthene-D10 (IS)	8.10	164	1144	2.50000	ppb	-0.04
12) Phenanthrene-D10 (IS)	9.82	188	1967	2.50000	ppb	-0.04
16) Chrysene-D12 (IS)	12.90	240	2262	2.50000	ppb	-0.02
22) Perylene-D12 (IS)	14.52	264	1992	2.50000	ppb	-0.01
System Monitoring Compounds						
2) Surrogate Recovery (NBZ)	0.00	82	0d	0.00000	ppb	
Spiked Amount	2.000		Recovery	=	0.000%	
7) Surrogate Recovery (FBP)	0.00	172	0d	0.00000	ppb	
Spiked Amount	2.000		Recovery	=	0.000%	
18) Surrogate Recovery (TPH)	0.00	244	0d	0.00000	ppb	
Spiked Amount	2.000		Recovery	=	0.000%	
Target Compounds						
						Qvalue
3) Naphthalene	6.12	128	8410	5.08291	ppb	100
4) 2-Methylnaphthalene	6.90	142	5390	5.02676	ppb	95
5) 1-Methylnaphthalene	7.01	142	5336	4.94647	ppb	94
8) 1,1'-Biphenyl	7.45	154	6296	5.29864	ppb	# 88
9) Acenaphthylene	7.93	152	7739	4.94910	ppb	97
10) Acenaphthene	8.13	154	4494	5.18102	ppb	93
11) Fluorene	8.74	166	5289	5.30164	ppb	98
13) Phenanthrene	9.86	178	7536	5.34571	ppb	99
14) Anthracene	9.92	178	7411	5.31149	ppb	98
15) Fluoranthene	11.23	202	10378	5.11798	ppb	96
17) Pyrene	11.49	202	10896	5.32816	ppb	# 90
19) Benz (a) anthracene	12.90	228	9158	5.09566	ppb	96
20) Chrysene	12.94	228	10125	5.83187	ppb	# 96
21) Indeno (1,2,3-cd) pyrene	15.99	276	9556	5.21433	ppb	# 91
23) Benzo (b) fluoranthene	14.08	252	8563	4.88587	ppb	# 84
24) Benzo (k) fluoranthene	14.12	252	9886	5.52530	ppb	# 92
25) Benzo (a) pyrene	14.45	252	8766	5.20460	ppb	98
26) Dibenz (a,h) anthracene	16.02	278	8077	5.28014	ppb	95
27) Benzo (g,h,i) perylene	16.43	276	8254	5.17286	ppb	97

Quantitation Report

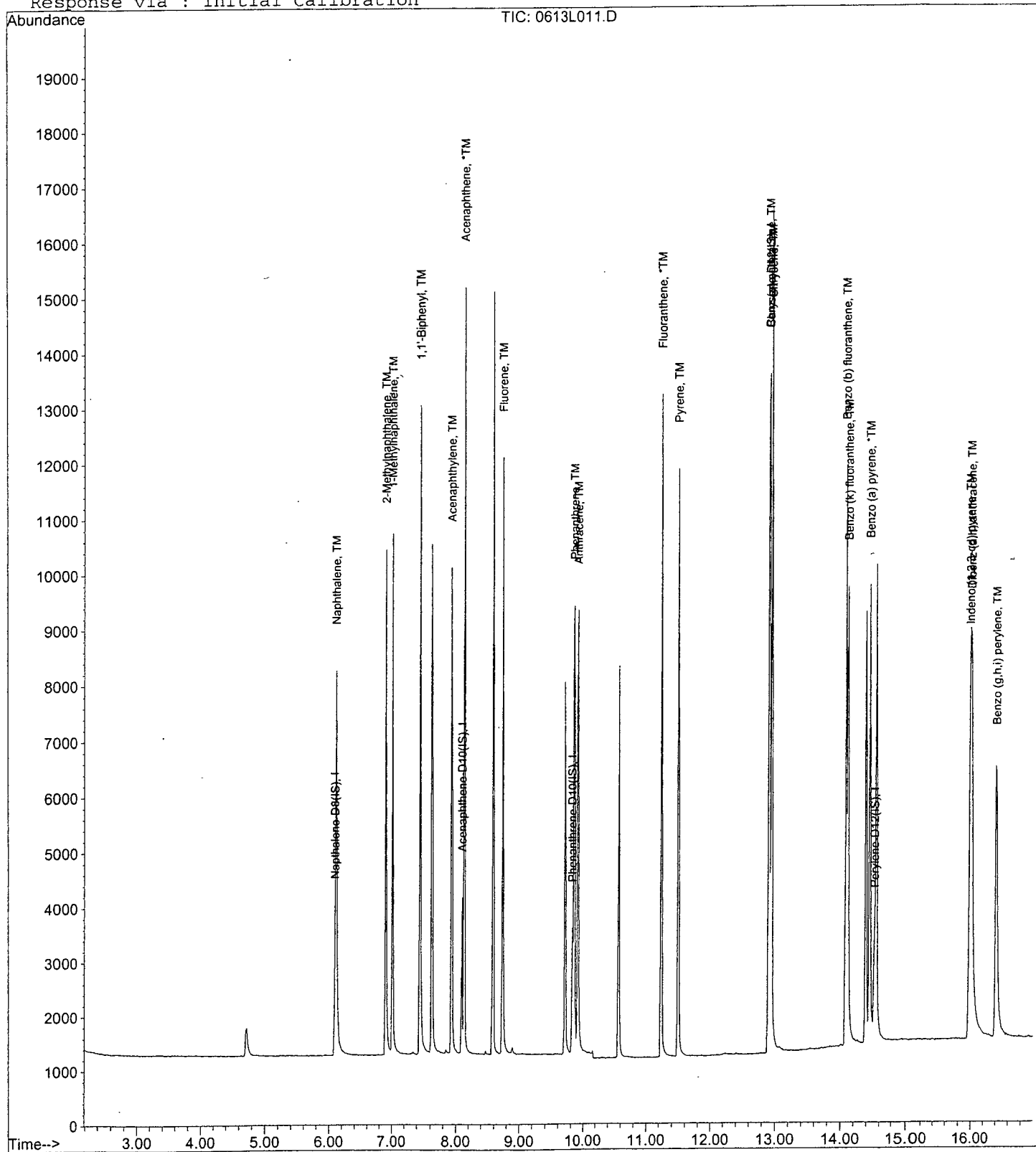
Data File : M:\LINUS\DATA\L120613\0613L011.D
Acq On : 13 Jun 12 17:17
Sample : 5.0ug/ml SS PAH 06-13-12
Misc :

Vial: 11
Operator: LF
Inst : Linus
Multiplr: 1.00

Quant Time: Jun 13 17:38 2012

Quant Results File: SIMB.RES

Method : M:\LINUS\DATA\L120613\SIMB.M (RTE Integrator)
Title : EPA 8270C
Last Update : Wed Jun 13 17:38:06 2012
Response via : Initial Calibration



EPA 8270C SIM

Form 7

Continuing Calibration

Lab Name: APPL, Inc. _____

SDG No: 68264

Case No: _____

Date Analyzed: 07/25/12

Matrix: _____

Instrument: Linus

Initial Cal. Date: 06/13/12

Data File: 0725L002.D

		Compound	MEAN	CCRF	%D	%Drift
1	I	Napthalene-D8(IS)	ISTD			I
2	S	Surrogate Recovery (NBZ)	0.4675	0.5118	9.5	S
3	TM	Naphthalene	1.610	1.911	19	TM
4	TM	2-Methylnaphthalene	1.043	1.175	13	TM
5	TM	1-Methylnaphthalene	1.050	1.211	15	TM
6	I	Acenaphthene-D10(IS)	ISTD			I
7	S	Surrogate Recovery (FBP)	2.340	2.780	19	S
8	TM	1,1'-Biphenyl	2.597	3.072	18	TM
9	TM	Acenaphthylene	3.417	3.974	16	TM
10	*TM	Acenaphthene	1.896	2.203	16	*TM
11	TM	Fluorene	2.180	2.582	18	TM
12	I	Phenanthrene-D10(IS)	ISTD			I
13	TM	Phenanthrene	1.792	2.084	16	TM
14	TM	Anthracene	1.773	2.065	16	TM
15	*TM	Fluoranthene	2.577	2.914	13	*TM
16	I	Chrysene-D12(IS)	ISTD			I
17	TM	Pyrene	2.260	2.386	5.6	TM
18	S	Surrogate Recovery (TPH)	1.251	1.390	11	S
19	TM	Benz (a) anthracene	1.986	1.812	8.8	TM
20	TM	Chrysene	1.919	2.072	8.0	TM
21	TM	Indeno (1,2,3-cd) pyrene	2.025	1.789	12	TM
22	I	Perylene-D12(IS)	ISTD			I
23	TM	Benzo (b) fluoranthene	2.200	2.001	9.0	TM
24	TM	Benzo (k) fluoranthene	2.246	2.411	7.4	TM
25	*TM	Benzo (a) pyrene	2.114	2.010	4.9	*TM
26	TM	Dibenz (a,h) anthracene	1.920	1.773	7.7	TM
27	TM	Benzo (g,h,i) perylene	2.003	1.853	7.5	TM
28						
29						
30						
31						
32						
33						
34						
35						
36						
37						
38						
39						
40						

Average

12.3

Data File : M:\LINUS\DATA\L120613\0725L002.D Vial: 2
 Acq On : 25 Jul 12 18:31 Operator: LF
 Sample : 5.0ug/ml PAH 06-13-12 Inst : Linus
 Misc : Multiplr: 1.00

Quant Time: Jul 27 8:19 2012 Quant Results File: SIMB.RES

Quant Method : M:\LINUS\DATA\L120613\SIMB.M (RTE Integrator)
 Title : EPA 8270C
 Last Update : Wed Jul 25 18:38:43 2012
 Response via : Initial Calibration
 DataAcq Meth : 87SIMAQ

Internal Standards	R.T.	QIon	Response	Conc	Units	Dev(Min)
1) Napthalene-D8 (IS)	6.08	136	2501	2.50000	ppb	-0.04
6) Acenaphthene-D10 (IS)	8.08	164	1116	2.50000	ppb	-0.05
12) Phenanthrene-D10 (IS)	9.81	188	1962	2.50000	ppb	-0.05
16) Chrysene-D12 (IS)	12.90	240	2496	2.50000	ppb	0.00
22) Perylene-D12 (IS)	14.52	264	2012	2.50000	ppb	-0.01
System Monitoring Compounds						
2) Surrogate Recovery (NBZ)	5.32	82	2560	5.47373	ppb	-0.01
Spiked Amount	2.000		Recovery	=	273.700%	
7) Surrogate Recovery (FBP)	7.32	172	6206	5.94009	ppb	-0.05
Spiked Amount	2.000		Recovery	=	297.000%	
18) Surrogate Recovery (TPH)	11.69	244	6938	5.55622	ppb	-0.05
Spiked Amount	2.000		Recovery	=	277.800%	
Target Compounds						
3) Naphthalene	6.09	128	9558	5.93382	ppb	98
4) 2-Methylnaphthalene	6.89	142	5878	5.63092	ppb	92
5) 1-Methylnaphthalene	7.00	142	6058	5.76845	ppb	98
8) 1,1'-Biphenyl	7.43	154	6857	5.91556	ppb #	89
9) Acenaphthylene	7.92	152	8870	5.81469	ppb	98
10) Acenaphthene	8.12	154	4918	5.81209	ppb	95
11) Fluorene	8.72	166	5764	5.92274	ppb	97
13) Phenanthrene	9.85	178	8177	5.81518	ppb	99
14) Anthracene	9.91	178	8103	5.82225	ppb	98
15) Fluoranthene	11.22	202	11435	5.65361	ppb #	91
17) Pyrene	11.49	202	11913	5.27934	ppb #	89
19) Benz (a) anthracene	12.89	228	9044	4.56046	ppb	98
20) Chrysene	12.94	228	10343	5.39893	ppb #	99
21) Indeno (1,2,3-cd) pyrene	16.02	276	8931	4.41642	ppb	78
23) Benzo (b) fluoranthene	14.08	252	8054	4.54976	ppb	84
24) Benzo (k) fluoranthene	14.11	252	9701	5.36801	ppb #	92
25) Benzo (a) pyrene	14.45	252	8090	4.75550	ppb	99
26) Dibenz (a,h) anthracene	16.03	278	7133	4.61667	ppb	92
27) Benzo (g,h,i) perylene	16.45	276	7456	4.62630	ppb	92

Quantitation Report

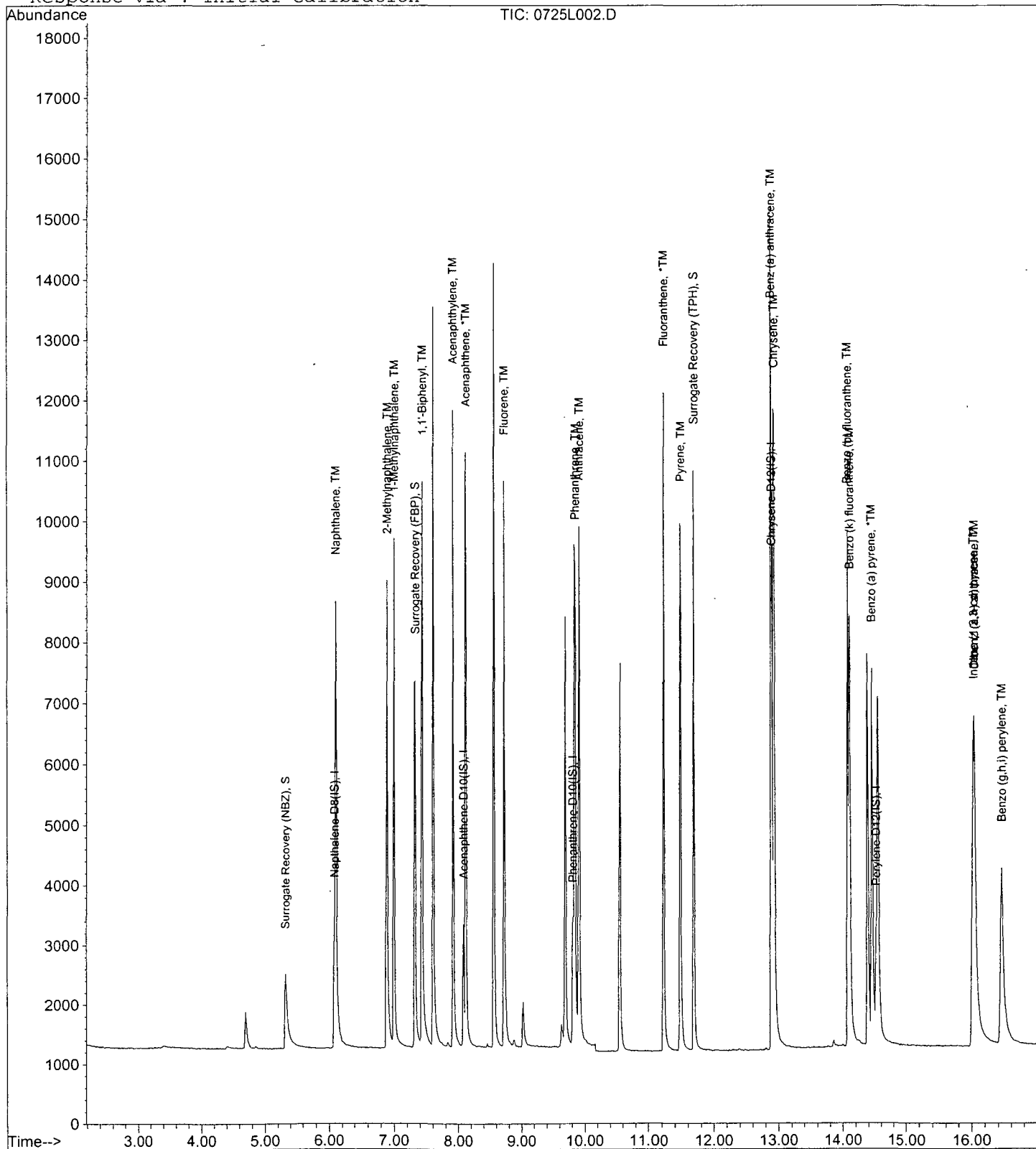
Data File : M:\LINUS\DATA\L120613\0725L002.D
Acq On : 25 Jul 12 18:31
Sample : 5.0ug/ml PAH 06-13-12
Misc :

Vial: 2
Operator: LF
Inst : Linus
Multiplr: 1.00

Quant Time: Jul 27 8:19 2012

Quant Results File: SIMB.RES

Method : M:\LINUS\DATA\L120613\SIMB.M (RTE Integrator)
Title : EPA 8270C
Last Update : Wed Jul 25 18:38:43 2012
Response via : Initial Calibration



EPA METHOD 8270
Polynuclear Aromatic Hydrocarbons
Raw Data

APPL, INC.

Method Blank EPA 8270D SIM

Blank Name/QCG: **120725W-65167 - 169430**
Batch ID: #SIMHC-120725A

APPL Inc.
908 North Temperance Avenue
Clovis, CA 93611

Sample Type	Analyte	Result	LOQ	LOD	DL	Units	Extraction Date	Analysis Date
BLANK	1-METHYLNAPHTHALENE	0.12 U	0.2	0.12	0.06	ug/L	07/25/12	07/25/12
BLANK	2-METHYLNAPHTHALENE	0.12 U	0.2	0.12	0.06	ug/L	07/25/12	07/25/12
BLANK	ACENAPHTHENE	0.12 U	0.2	0.12	0.06	ug/L	07/25/12	07/25/12
BLANK	ACENAPHTHYLENE	0.12 U	0.2	0.12	0.06	ug/L	07/25/12	07/25/12
BLANK	ANTHRACENE	0.10 U	0.2	0.10	0.05	ug/L	07/25/12	07/25/12
BLANK	BENZO(A)ANTHRACENE	0.14 U	0.2	0.14	0.07	ug/L	07/25/12	07/25/12
BLANK	BENZO(A)PYRENE	0.12 U	0.2	0.12	0.06	ug/L	07/25/12	07/25/12
BLANK	BENZO(B)FLUORANTHENE	0.12 U	0.2	0.12	0.06	ug/L	07/25/12	07/25/12
BLANK	BENZO(GHI)PERYLENE	0.16 U	0.2	0.16	0.08	ug/L	07/25/12	07/25/12
BLANK	BENZO(K)FLUORANTHENE	0.14 U	0.2	0.14	0.07	ug/L	07/25/12	07/25/12
BLANK	CHRYSENE	0.10 U	0.2	0.10	0.05	ug/L	07/25/12	07/25/12
BLANK	DIBENZ(A,H)ANTHRACENE	0.10 U	0.2	0.10	0.05	ug/L	07/25/12	07/25/12
BLANK	FLUORANTHENE	0.16 U	0.2	0.16	0.08	ug/L	07/25/12	07/25/12
BLANK	FLUORENE	0.12 U	0.2	0.12	0.06	ug/L	07/25/12	07/25/12
BLANK	INDENO(1,2,3-CD)PYRENE	0.14 U	0.2	0.14	0.07	ug/L	07/25/12	07/25/12
BLANK	NAPHTHALENE	0.10 U	0.2	0.10	0.05	ug/L	07/25/12	07/25/12
BLANK	PHENANTHRENE	0.14 U	0.2	0.14	0.07	ug/L	07/25/12	07/25/12
BLANK	PYRENE	0.16 U	0.2	0.16	0.08	ug/L	07/25/12	07/25/12
BLANK	SURROGATE: 2-FLUORBIPHENY	73.2	50-110			%	07/25/12	07/25/12
BLANK	SURROGATE: NITROBENZENE-	71.0	40-110			%	07/25/12	07/25/12
BLANK	SURROGATE: TERPHENYL-D14 (112	50-135			%	07/25/12	07/25/12

Quant Method: SIMB.M
Run #: 0725L003
Instrument: Linus
Sequence: L120613
Initials: LF

Printed: 07/27/12 12:17:37 PM
GC SC-Blank-REG MDLs

Data File : M:\LINUS\DATA\L120613\0725L003.D Vial: 3
 Acq On : 25 Jul 12 18:57 Operator: LF
 Sample : 120725A BLK 1/1000 Inst : Linus
 Misc : Multiplr: 1.00

Quant Time: Jul 27 8:20 2012 Quant Results File: SIMB.RES

Quant Method : M:\LINUS\DATA\L120613\SIMB.M (RTE Integrator)
 Title : EPA 8270C
 Last Update : Wed Jul 25 18:38:43 2012
 Response via : Initial Calibration
 DataAcq Meth : 87SIMAQ

Internal Standards	R.T.	QIon	Response	Conc	Units	Dev(Min)
1) Napthalene-D8 (IS)	6.08	136	2466	2.50000	ppb	-0.04
6) Acenaphthene-D10 (IS)	8.08	164	1141	2.50000	ppb	-0.05
12) Phenanthrene-D10 (IS)	9.82	188	2211	2.50000	ppb	-0.04
16) Chrysene-D12 (IS)	12.91	240	2672	2.50000	ppb	0.01
22) Perylene-D12 (IS)	14.53	264	2109	2.50000	ppb	0.00
System Monitoring Compounds						
2) Surrogate Recovery (NBZ)	5.32	82	655	1.42038	ppb	-0.01
Spiked Amount	2.000		Recovery	=	71.000%	
7) Surrogate Recovery (FBP)	7.32	172	1563	1.46325	ppb	-0.05
Spiked Amount	2.000		Recovery	=	73.150%	
18) Surrogate Recovery (TPH)	11.69	244	2997	2.24202	ppb	-0.05
Spiked Amount	2.000		Recovery	=	112.100%	

Target Compounds Qvalue

Quantitation Report

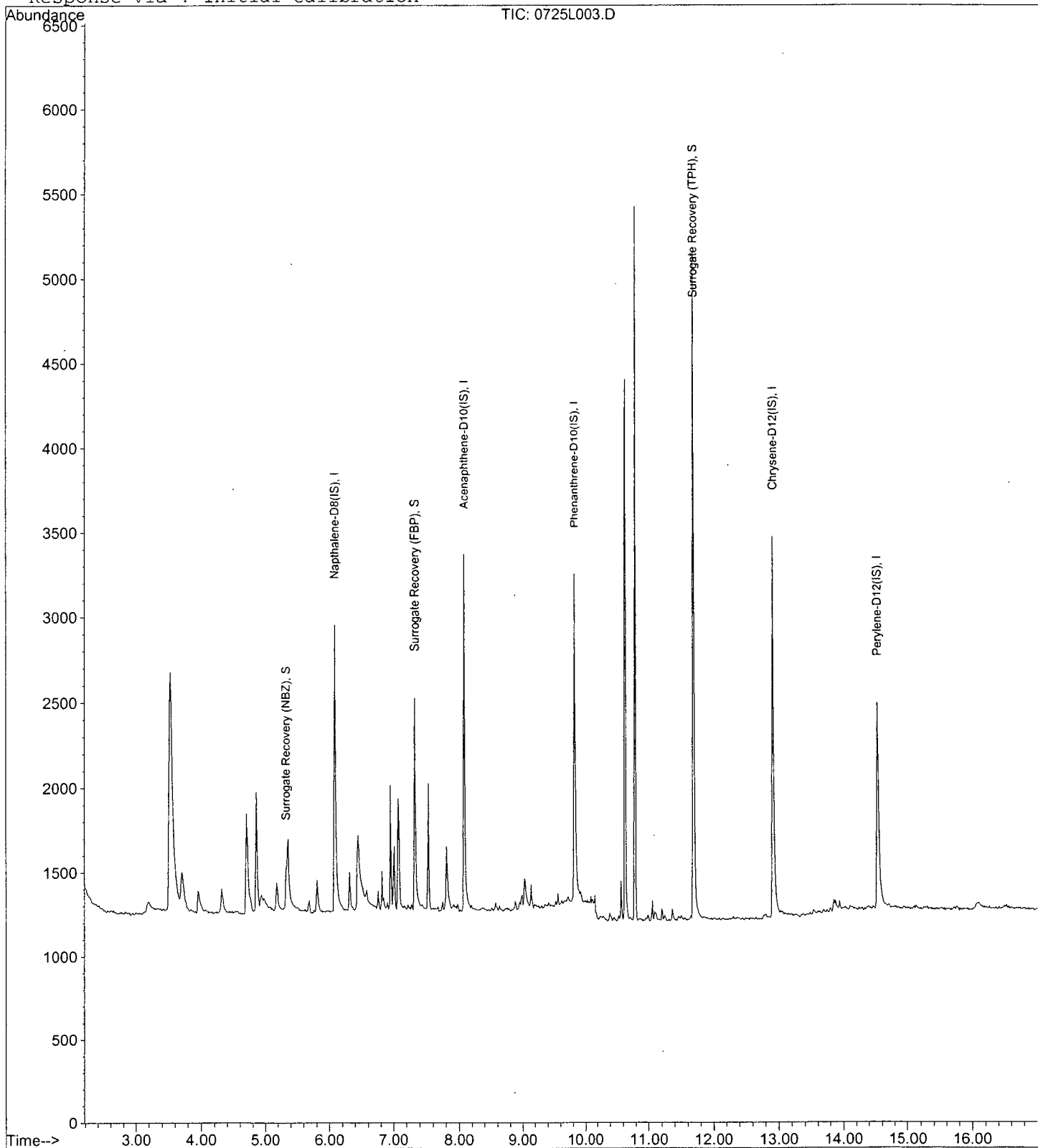
Data File : M:\LINUS\DATA\L120613\0725L003.D
Acq On : 25 Jul 12 18:57
Sample : 120725A BLK 1/1000
Misc :

Vial: 3
Operator: LF
Inst : Linus
Multiplr: 1.00

Quant Time: Jul 27 8:20 2012

Quant Results File: SIMB.RES

Method : M:\LINUS\DATA\L120613\SIMB.M (RTE Integrator)
Title : EPA 8270C
Last Update : Wed Jul 25 18:38:43 2012
Response via : Initial Calibration



Laboratory Control Spike Recovery

EPA 8270D SIM

APPL ID: 120725W-65167 LCS - 169430
 Batch ID: #SIMHC-120725A

APPL Inc.
 908 North Temperance Avenue
 Clovis, CA 93611

Compound Name	Spike Level ug/L	SPK Result ug/L	SPK % Recovery	Recovery Limits
1-METHYLNAPHTHALENE	4.00	2.33	58.3	45-105
2-METHYLNAPHTHALENE	4.00	2.25	56.3	45-105
ACENAPHTHENE	4.00	2.54	63.5	45-110
ACENAPHTHYLENE	4.00	2.40	60.0	50-105
ANTHRACENE	4.00	2.54	63.5	55-110
BENZO(A)ANTHRACENE	4.00	2.31	57.8	55-110
BENZO(A)PYRENE	4.00	2.41	60.3	55-110
BENZO(B)FLUORANTHENE	4.00	2.65	66.3	45-120
BENZO(GHI)PERYLENE	4.00	2.48	62.0	40-125
BENZO(K)FLUORANTHENE	4.00	2.59	64.8	45-125
CHRYSENE	4.00	2.65	66.3	55-110
DIBENZ(A,H)ANTHRACENE	4.00	2.41	60.3	40-125
FLUORANTHENE	4.00	2.72	68.0	55-115
FLUORENE	4.00	2.66	66.5	50-110
INDENO(1,2,3-CD)PYRENE	4.00	2.22	55.5	45-125
NAPHTHALENE	4.00	2.27	56.8	40-100
PHENANTHRENE	4.00	2.61	65.3	50-115
PYRENE	4.00	2.56	64.0	50-130

SURROGATE: 2-FLUORBIPHENYL (S)	2.00	1.27	63.5	50-110
SURROGATE: NITROBENZENE-D5 (S)	2.00	1.39	69.5	40-110
SURROGATE: TERPHENYL-D14 (S)	2.00	1.99	99.5	50-135

Comments: _____

<u>Primary</u>	<u>SPK</u>
Quant Method :	SIMB.M
Extraction Date :	07/25/12
Analysis Date :	07/25/12
Instrument :	Linus
Run :	0725L004
Initials :	LF

Data File : M:\LINUS\DATA\L120613\0725L004.D Vial: 4
 Acq On : 25 Jul 12 19:23 Operator: LF
 Sample : 120725A LCS-1 1/1000 Inst : Linus
 Misc : Multiplr: 1.00

Quant Time: Jul 27 8:24 2012 Quant Results File: SIMB.RES

Quant Method : M:\LINUS\DATA\L120613\SIMB.M (RTE Integrator)
 Title : EPA 8270C
 Last Update : Wed Jul 25 18:38:43 2012
 Response via : Initial Calibration
 DataAcq Meth : 87SIMAQ

Internal Standards	R.T.	QIon	Response	Conc	Units	Dev(Min)
1) Napthalene-D8 (IS)	6.08	136	2533 ✓	2.50000	ppb ✓	-0.04
6) Acenaphthene-D10 (IS)	8.08	164	1174	2.50000	ppb	-0.05
12) Phenanthrene-D10 (IS)	9.82	188	2346	2.50000	ppb	-0.04
16) Chrysene-D12 (IS)	12.90	240	2948	2.50000	ppb	0.00
22) Perylene-D12 (IS)	14.52	264	2233	2.50000	ppb	-0.01
System Monitoring Compounds						
2) Surrogate Recovery (NBZ)	5.32	82	659	1.39126	ppb	-0.01
Spiked Amount	2.000		Recovery	=	69.550%	
7) Surrogate Recovery (FBP)	7.32	172	1394	1.26835	ppb	-0.05
Spiked Amount	2.000		Recovery	=	63.400%	
18) Surrogate Recovery (TPH)	11.69	244	2933	1.98872	ppb	-0.05
Spiked Amount	2.000		Recovery	=	99.450%	
Target Compounds						
						Qvalue
3) Naphthalene	6.11	128	3703 ✓	2.26986	ppb	100
4) 2-Methylnaphthalene	6.89	142	2376	2.24737	ppb	94
5) 1-Methylnaphthalene	7.00	142	2475	2.32693	ppb	97
8) 1,1'-Biphenyl	7.43	154	2717	2.22817	ppb	90
9) Acenaphthylene	7.92	152	3849	2.39854	ppb	97
10) Acenaphthene	8.12	154	2259	2.53779	ppb	93
11) Fluorene	8.72	166	2727	2.66367	ppb	98
13) Phenanthrene	9.85	178	4389	2.61039	ppb	99
14) Anthracene	9.91	178	4226	2.53948	ppb	97
15) Fluoranthene	11.22	202	6569	2.71619	ppb #	82
17) Pyrene	11.49	202	6814	2.55669	ppb	93
19) Benz (a) anthracene	12.89	228	5411	2.31016	ppb	95
20) Chrysene	12.94	228	6005	2.65394	ppb #	96
21) Indeno (1,2,3-cd) pyrene	16.03	276	5297	2.21778	ppb	70
23) Benzo (b) fluoranthene	14.08	252	5215	2.65443	ppb #	88
24) Benzo (k) fluoranthene	14.12	252	5193	2.58913	ppb	95
25) Benzo (a) pyrene	14.47	252	4549	2.40937	ppb	99
26) Dibenz (a,h) anthracene	16.04	278	4140	2.41433	ppb	88
27) Benzo (g,h,i) perylene	16.46	276	4436	2.48004	ppb	90

Handwritten calculation:

$$\frac{3703 \times 2.5}{2533 \times 1.10} = 2.27$$
 LF 8/10/12

Quantitation Report

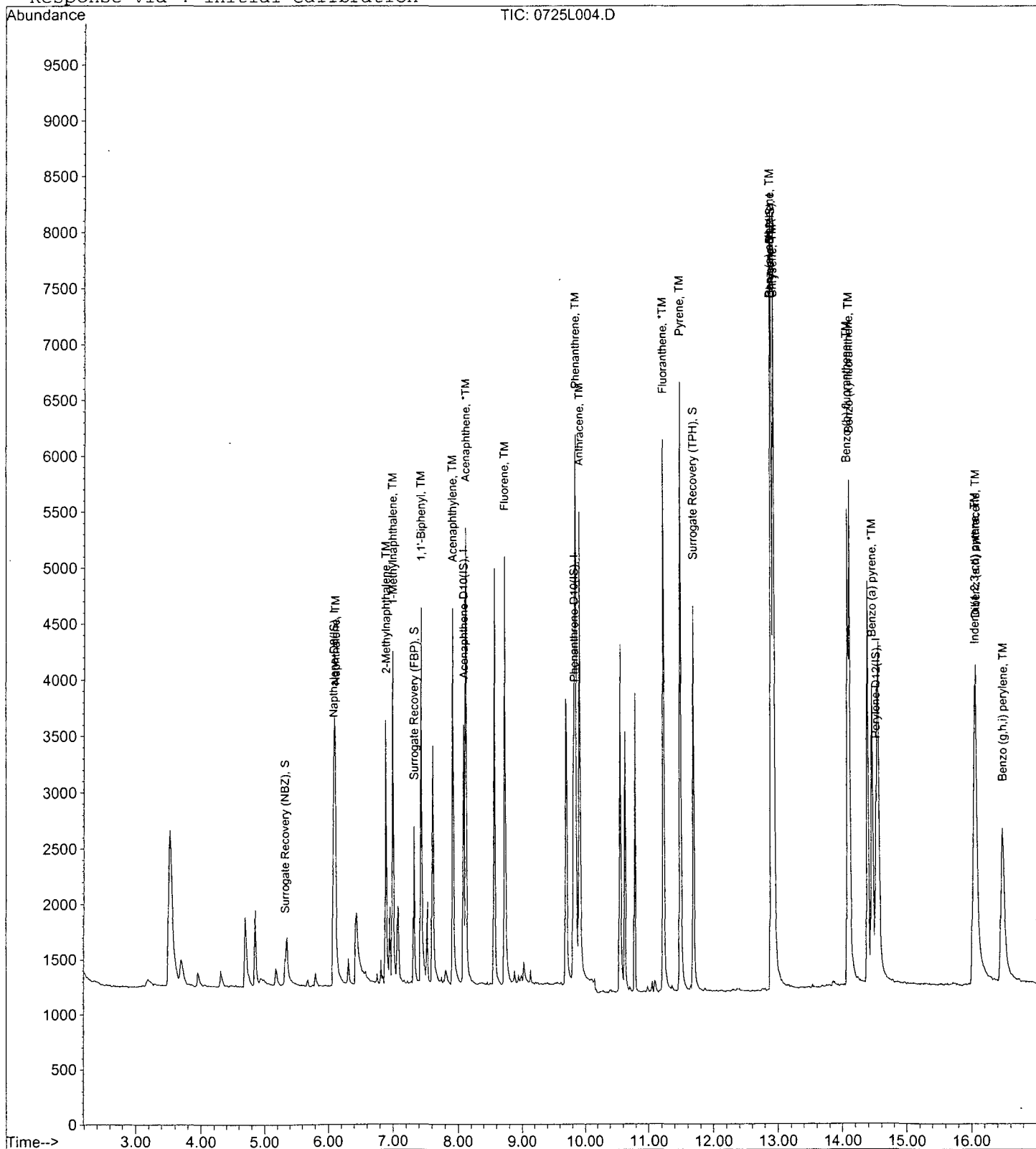
Data File : M:\LINUS\DATA\L120613\0725L004.D
Acq On : 25 Jul 12 19:23
Sample : 120725A LCS-1 1/1000
Misc :

Vial: 4
Operator: LF
Inst : Linus
Multiplr: 1.00

Quant Time: Jul 27 8:24 2012

Quant Results File: SIMB.RES

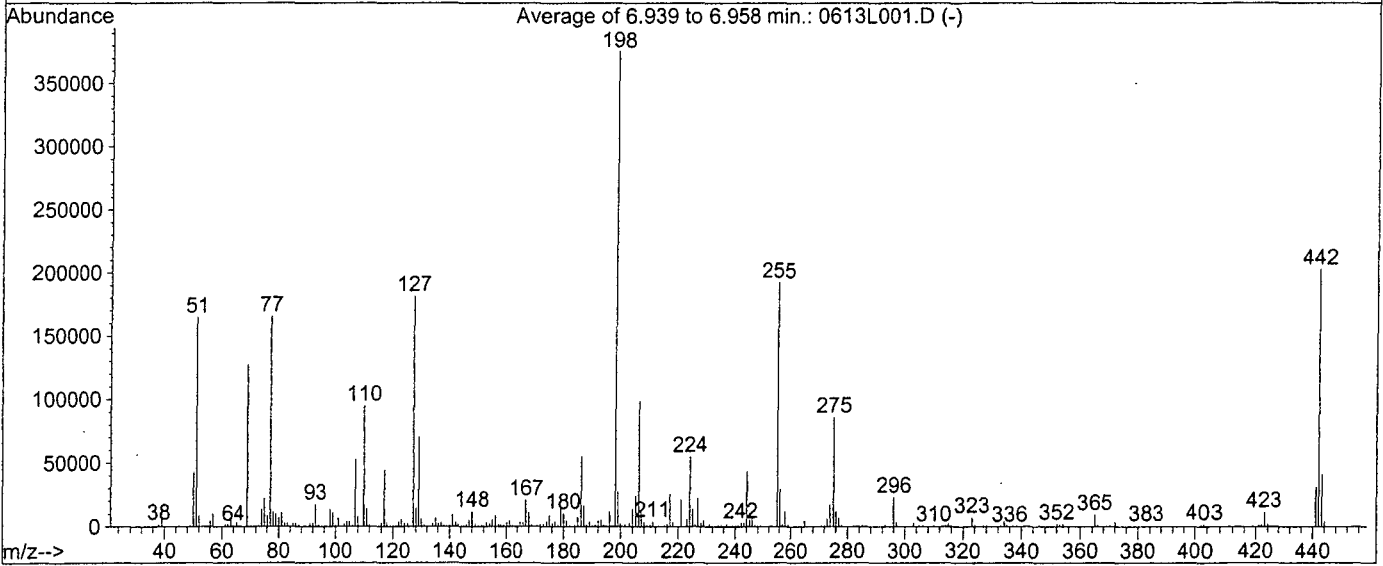
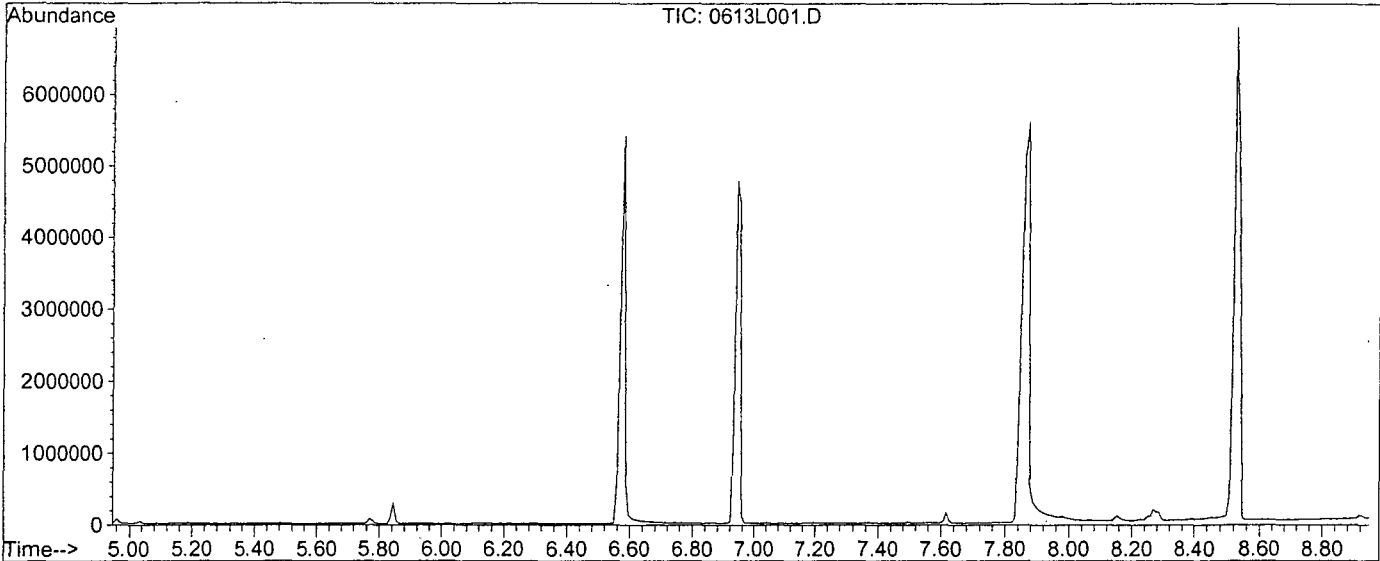
Method : M:\LINUS\DATA\L120613\SIMB.M (RTE Integrator)
Title : EPA 8270C
Last Update : Wed Jul 25 18:38:43 2012
Response via : Initial Calibration



Data File : M:\LINUS\DATA\L120613\0613L001.D
 Acq On : 13 Jun 12 13:07
 Sample : SVTUNE 2-28-12
 Misc :

Vial: 1
 Operator: LF
 Inst : Linus
 Multiplr: 1.00

Method : M:\LINUS\DATA\L120613\SIMB.M (RTE Integrator)
 Title : EPA 8270C



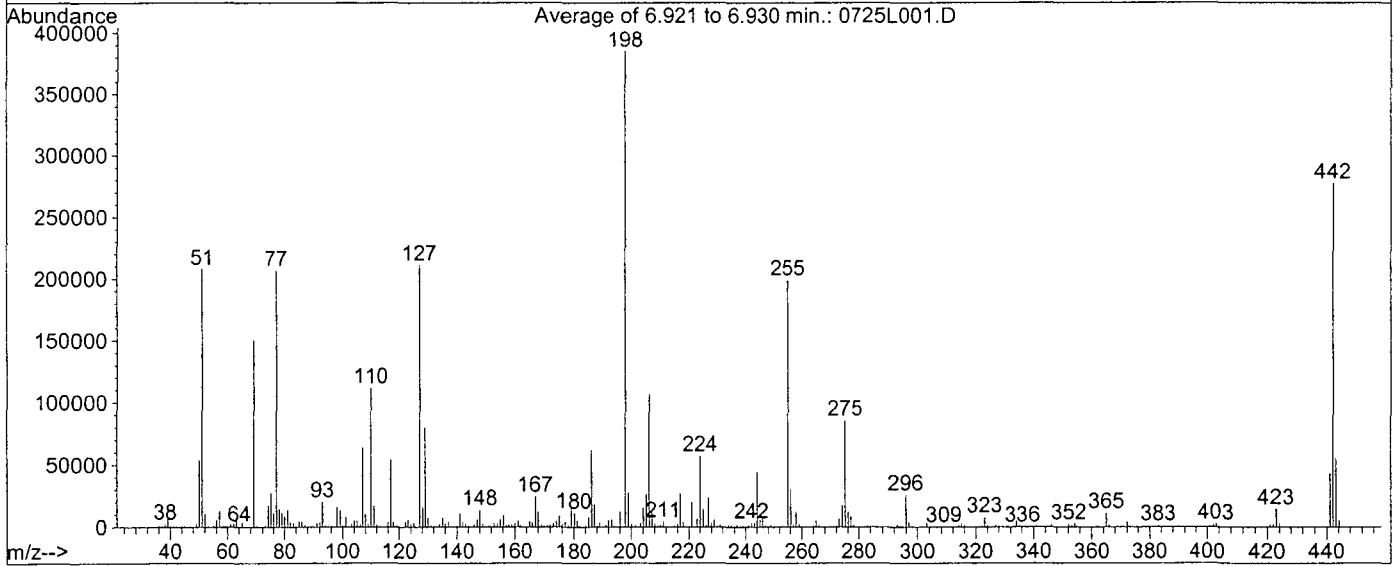
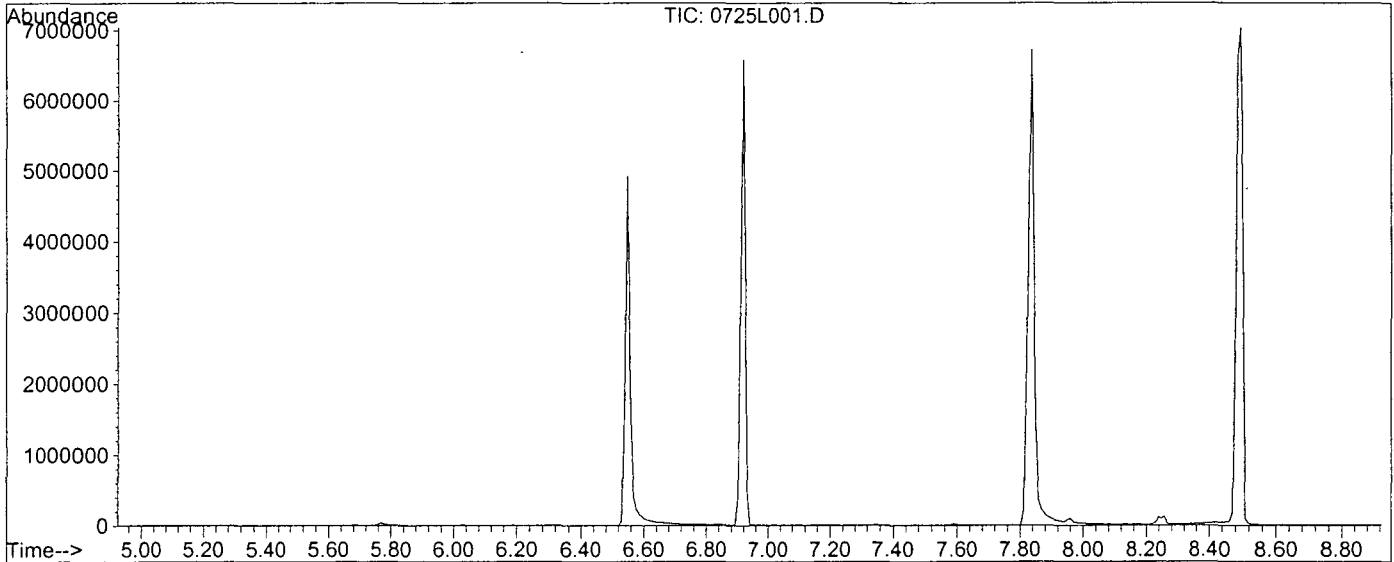
Spectrum Information: Average of 6.939 to 6.958 min.

Target Mass	Rel. to Mass	Lower Limit%	Upper Limit%	Rel. Abn%	Raw Abn	Result Pass/Fail
51	198	30	60	43.8	164628	PASS
68	69	0.00	2	0.0	0	PASS
70	69	0.00	2	0.5	681	PASS
127	198	40	60	48.3	181462	PASS
197	198	0.00	1	0.0	0	PASS
198	198	100	100	100.0	375479	PASS
199	198	5	9	7.2	27064	PASS
275	198	10	30	22.8	85713	PASS
365	198	1	100	2.5	9250	PASS
441	443	0.01	100	75.8	30917	PASS
442	198	40	150	53.9	202264	PASS
443	442	17	23	20.2	40782	PASS

Data File : M:\LINUS\DATA\L120613\0725L001.D
 Acq On : 25 Jul 12 18:12
 Sample : SVTUNE 2-28-12
 Misc :

Vial: 1
 Operator: LF
 Inst : Linus
 Multiplr: 1.00


Method : M:\LINUS\DATA\L120613\SIMB.M (RTE Integrator)
 Title : EPA 8270C



Spectrum Information: Average of 6.921 to 6.930 min.


Target Mass	Rel. to Mass	Lower Limit%	Upper Limit%	Rel. Abn%	Raw Abn	Result Pass/Fail
51	198	30	60	53.9	207646	PASS
68	69	0.00	2	0.0	0	PASS
70	69	0.00	2	0.6	928	PASS
127	198	40	60	54.8	210956	PASS
197	198	0.00	1	0.0	0	PASS
198	198	100	100	100.0	384992	PASS
199	198	5	9	7.3	27977	PASS
275	198	10	30	22.2	85462	PASS
365	198	1	100	2.9	11042	PASS
441	443	0.01	100	77.5	42884	PASS
442	198	40	150	72.0	277056	PASS
443	442	17	23	20.0	55324	PASS

10/18/12

Part #: 10001 Laboratory Use Only - See MSDS
 Lot #: 042910 Exp: 042913 Storage 0 °C
 CLP Semi-Volatiles Base/Neutrals Mix #1
 14 components CLP Semi-Volatiles Base/Neutrals Mix #1
 2000 ug/mL in methy Lot #: 042910 - 28440
 ABSOLUTE STANDARD Rec: 3/8/11 MFR exp. 4/29/2013


exp 10/18/12

10/18/12

Part #: 10001 Laboratory Use Only - See MSDS
 Lot #: 042910 Exp: 042913 Storage 0 °C
 CLP Semi-Volatiles Base/Neutrals Mix #1
 14 components CLP Semi-Volatiles Base/Neutrals Mix #1
 2000 ug/mL in m Lot #: 042910 - 29085
 ABSOLUTE STANDARDS Rec: 8/4/11 MFR exp. 04/29/13


exp 10/18/12

10/18/12

Part #: 10002 Laboratory Use Only - See MSDS
 Lot #: 073109 Exp: 073112 Storage 4 °C
 CLP Semi-Volatiles Base/Neutrals Mix #2
 14 components CLP Semi-Volatiles Base/Neutrals Mix #2
 2000 ug/mL in methyle Lot #: 073109 - 28446
 ABSOLUTE STANDARDS Rec: 3/8/11 MFR exp. 7/31/2012


exp 7/31/12

10/18/12

Part #: 10002 Laboratory Use Only - See MSDS
 Lot #: 073109 Exp: 073112 Storage 4 °C
 CLP Semi-Volatiles Base/Neutrals Mix #2
 14 components CLP Semi-Volatiles Base Neutrals Mix #2
 2000 ug/mL in met Lot #: 073109 - 29090
 ABSOLUTE STANDARDS Rec: 8/4/11 MFR exp. 07/31/12


exp 7/31/12

10/18/12

Part #: 10004 Laboratory Use Only - See MSDS
 Lot #: 101509 Exp: 101514 Storage 4 °C
 CLP Semi-Volatiles Toxic Substances #1
 4 components CLP Semi-Volatiles Toxic Substances #1
 2000 ug/mL in methyl Lot #: 101509 - 28453
 ABSOLUTE STANDARD Rec: 3/8/11 MFR exp. 10/15/201


exp 10/18/12

10/18/12

Part #: 10004 Laboratory Use Only - See MSDS
 Lot #: 101509 Exp: 101514 Storage 4 °C
 CLP Semi-Volatiles Toxic Substances #1
 4 components CLP Semi-Volatiles Toxic Substances #1
 2000 ug/mL in met Lot #: 101509 - 29095
 ABSOLUTE STANDARD Rec: 8/4/11 MFR exp. 10/15/14


exp 10/18/12

10/18/12

Part #: 10005 Laboratory Use Only - See MSDS
 Lot #: 061209 Exp: 061214 Storage 4 °C
 CLP Semi-Volatiles Toxic Substances #2
 8 components CLP Semi-Volatiles Toxic Substances #2
 2000 ug/mL in methy Lot #: 061209 - 28458
 ABSOLUTE STANDARD Rec: 3/8/11 MFR exp. 6/12/2014

exp 10/18/12

10/18/12

Part #: 10005 Laboratory Use Only - See MSDS
 Lot #: 121208 Exp: 121213 Storage 4 °C
 CLP Semi-Volatiles Toxic Substances #2
 8 components CLP Semi-Volatiles Toxic Substances #2
 2000 ug/mL in met Lot #: 121208 - 29100
 ABSOLUTE STANDARD Rec: 8/4/11 MFR exp. 12/12/13

exp 10/18/12

UP 1/15/12

8270D PAH SIM Solution,
200 mg/L, 1 ml
110780-01
Lot # Storage Expiry
170253 -5-10 Degrees C 3/3/13
Solv: Methylene Chloride
3270D PAH SIM
Lot # 170253 - 28478
Rec 3/10/11 MFR exp 3/3/2013

UP 2/25/13

UP 1/15/12

8270D PAH SIM Solution,
Second Source, 200 mg/L, 1 ml
110780-01-88
Lot # Storage Expiry
170256 -5-10 Degrees C 3/3/13
Solv: Methylene Chloride
8270D PAH SIM (SS)
Lot # 170256 - 28490
Rec: 3/10/11 MFR exp. 3/3/2013

UP 2/25/13

UP 1/15/12

8270 BN:A (200:400)
Surrogate Solution, 1 ml
110004-17
Lot # Storage Expiry
167802 -5-10 Degrees C 1/9/13
Solv: Methylene Chloride
8270 BN:A (200:400) Surrogate Solution
Lot # 167802 - 29314
Rec. 8/8/11 MFR exp. 01/09/13

UP 1/14/13

UP 1/15/12

Method 8270 Internal
Standard Solution, 2,000 mg/L, 1 ml
110001-42
Lot # Storage Expiry
167766 -5-10 Degrees C 4/20/13
Solv: Methylene Chloride
8270 Internal Standard
Lot #: 167766 - 28151
Rec: 1/20/11 MFR exp. 04/20/13

UP 2/25/13

UP 1/15/12

PREP DATE:	02-25-12					
SIM Semivolatiles Int. Std. Mix	125 ug/ml					
Exp:	08-25-12					
	Conc.		Date	CODE:		B
Supplier	ID #	µg/mL	Lot #	Code	Exp. Date	µL
O2Si	Int. Std.	2000	167766-28151	02/25/12	02-25-13	100
EM Science	MeCl2		47186			1500
						1600

UP 1/15/12

PREP DATE:	02-25-12												
8270 SIM STANDARD CURVE													
						0.10	0.20	0.50	1.00	5.00	10.00	50.00	100.00
		Conc.		Date	CODE:	A	A	C	D	E	F	G	H
Supplier	ID #	µg/mL	Lot #	Code	Exp. Date	µL	µL	µL	µL	µL	µL	µL	µL
	8270D PAH SIM	200	170253-28478	02/25/12	02-25-13	0	0	0	0	5	5	25	50
	5.0ug/mL	5		02/25/12		0	0	10	20	0	0	0	0
	1.0ug/mL	1		02/25/12		10	20	0	0	0	0	0	0
	Surrogate Stock	VAR	167802-29314	02/25/12	01-09-13	0	0	0	0	5	5	25	50
EM Science	Methylene Chloride		47186			90	80	90	80	190	90	50	0
					Final Vol.	100	100	100	100	200	100	100	100

VF 2/27/12

PREP DATE:		02-25-12									
SIM 8270 Second Source (5µg/mL)											
Exp:		03-10-12									
		Conc.		Date		CODE:					
Supplier	ID #	Lot #	µg/mL	Code	Exp.Date	µL					
	8270D PAH SIM (SS)	170256-28490	200	02/25/12	02-25-13	5					
	MeCl2		Lot#47186			195					
						Final Volume	200				

VF

VF 2/28/12

GCM-160-1
 Lot CH-2137
 Exp 07/31/2013
 Semi-Volatiles GC/MS Tuning
 Standard
 4 analyte(s) at 1000 µg/mL in
 dichloromethane
 250 Smith St, No Kingstown, RI 02852 USA

ULTRA
 1 mL

For Lab Use Only

VF 2/28/13

VF 2/28/12

PREP DATE:		02-28-12									
SV Tune Mix 50ug/ml											
Exp:		02-28-13									
		Conc.		Date		CODE:		B			
Supplier	ID #	µg/mL	Lot #	Code	Exp.Date	µL					
U. Scientific	GCM-150	1000	CH-2137	02/28/12	07-31-13	1000					
EM Science	MeCl2		47080			19000					
						Final Vol	20000				

VF

VF 2/29/12

PREP DATE:		02-29-12													
8270 SIM STANDARD CURVE															
		Conc.		Date		CODE:		A		B		C		D	
Supplier	ID #	µg/mL	Lot #	Code	Exp.Date	µL	µL	µL	µL	µL	µL	µL	µL	µL	µL
	8270D PAH SIM	200	170253-28478	02/25/12	02-25-13	0	0	0	0	5	5	25	50		
	5.0ug/mL	5		02/29/12		0	0	10	20	0	0	0	0		
	1.0ug/mL	1		02/29/12		10	20	0	0	0	0	0	0		
	Surrogate Stock	VAR	167802-29314	02/25/12	01-09-13	0	0	0	0	5	5	25	50		
EM Science	Methylene Chloride		47186			90	80	90	80	190	90	50	0		
						Final Vol.	100	100	100	100	200	100	100	100	100

VF

VF 2/29/12

PREP DATE:		02-29-12									
SIM 8270 Second Source (5µg/mL)											
Exp:		03-14-12									
		Conc.		Date		CODE:					
Supplier	ID #	Lot #	µg/mL	Code	Exp.Date	µL					
	8270D PAH SIM (SS)	170256-28490	200	02/25/12	02-25-13	5					
	MeCl2		Lot#47186			195					
						Final Volume	200				

VF

VF 3/18/12

PREP DATE:		03-18-12													
8270 STANDARD CURVE															
		Conc.		Date		5		10		20		40		50	
Supplier	ID #	µg/mL	Lot #	Code	Exp.Date	µL	µL	µL	µL	µL	µL	µL	µL	µL	µL
	8270T Stock	200		02/13/12	07-31-12	5	5	10	20	25	30	40	50		
	Surrogate Stock	VAR	167802-29314	02/25/12	01-09-13	5	5	10	20	25	30	40	50		
EM Science	Methylene Chloride		47186			190	90	80	60	50	40	20	0		
						Final Vol.	200	100	100	100	100	100	100	100	100

VF


VF 3/19/12

PREP DATE:		03-18-12									
8270 Second Source (SS) 50ug/mL											
		Conc.		Date		CODE:		50			
Supplier	ID #	µg/mL	Lot #	Code	Exp.Date	µL					
	8270C SS	200		10/11/11	10-11-12	25					
EM Science	Methylene Chloride		47186			75					

VF

VF 5/11/12

Part #: 10001 Laboratory Use Only - See MSDS
 Lot #: 042910 Exp: 042913 Storage 0 °C



CLP Semi-Volatiles Base/Neutrals Mix #1
 14 components
 2000 ug/mL in me


CLP Semi-Volatiles Base/Neutrals Mix #1
 Lot #: 042910 - 29081
 Rec: 8/4/11 MFR exp. 04/29/13

ABSOLUTE STANDAR

exp 4/29/13

VF 5/11/12

Part #: 10002 Laboratory Use Only - See MSDS
 Lot #: 073109 Exp: 073112 Storage 4 °C



CLP Semi-Volatiles Base/Neutrals Mix #2
 14 components
 2000 ug/mL in meth


CLP Semi-Volatiles Base Neutrals Mix #2
 Lot #: 073109 - 29086
 Rec: 8/4/11 MFR exp. 07/31/12

ABSOLUTE STANDAR

exp 7/31/12

VF 5/11/12

Part #: 10004 Laboratory Use Only - See MSDS
 Lot #: 101509 Exp: 101514 Storage 4 °C



CLP Semi-Volatiles Toxic Substances #1
 4 components
 2000 ug/mL in meth


CLP Semi-Volatiles Toxic Substances #1
 Lot #: 101509 - 29091
 Rec: 8/4/11 MFR exp. 10/15/14

ABSOLUTE STANDAR

exp 10/15/14

VF 5/11/12

Part #: 10005 Laboratory Use Only - See MSDS
 Lot #: 121208 Exp: 121213 Storage 4 °C



CLP Semi-Volatiles Toxic Substances #2
 8 components
 2000 ug/mL in me


CLP Semi-Volatiles Toxic Substances #2
 Lot #: 121208 - 29097
 Rec: 8/4/11 MFR exp. 12/12/13

ABSOLUTE STANDAR

exp 12/12/13

VF 5/11/12

Part #: 10006 Laboratory Use Only - See MSDS
 Lot #: 071211 Exp: 071214 Storage 4 °C



CLP Semi-Volatiles - Benzidines
 2 components
 2000 ug/mL in meth


CLP Semi-Volatiles - Benzidines
 Lot #: 071211 - 29102
 Rec: 8/4/11 MFR exp. 07/12/14

ABSOLUTE STANDAR

exp 7/12/14

VF 5/11/12

Part #: 10007 Laboratory Use Only - See MSDS
 Lot #: 100909 Exp: 100914 Storage 4 °C



CLP Semi-Volatiles - PAH Standard
 17 components
 2000 ug/mL in meth


CLP Semi-Volatiles - PAH Mix
 Lot #: 100909 - 29107
 Rec: 8/4/11 MFR exp. 10/09/14

ABSOLUTE STANDAR

exp 10/09/14

VF 5/11/12

Part #: 10018 Laboratory Use Only - See MSDS
 Lot #: 062111 Exp: 062116 Storage 4 °C



EPA Method 8270A - Analytes Mix #8
 13 components - Pl
 2000 ug/mL in meth


EPA Method 8270A - Analytes Mix #8
 Lot #: 062111 - 29112
 Rec: 8/4/11 MFR exp. 06/21/16

ABSOLUTE STANDAR

exp 6/21/16

VF 5/11/12

Part #: 70023 Laboratory Use Only - See MSDS
 Lot #: 031611 Exp: 031616 Storage 4 °C




Atrazine
 1000 ug/mL in ac

Atrazine
 Lot #: 031611 - 29117
 Rec: 8/4/11 MFR exp. 03/16/16

ABSOLUTE STANDAR


exp 3/16/16

UFS11/12

Part #: **82705** Laboratory Use Only - See MSDS
 Lot #: **041911** Exp: **041914** Storage **4 °C**
 **EPA Method 8270A** **EPA Method 82/UA - Mix #18
4 components Lot #: 041911 - 29122
2000 ug/mL in acet Rec: 8/4/11 MFR exp. 04/19/14
ABSOLUTE STANDARD

exp 4/19/14

UFS11/12

Part #: **94552** Laboratory Use Only - See MSDS
 Lot #: **030411** Exp: **030414** Storage **4 °C**
 **Semi-Volatile Standard** Semi-Volatile Standard
11 components Lot #: 030411 - 29127
Varied ug/mL in n Rec: 8/4/11 MFR exp. 03/04/14
ABSOLUTE STANDARD

exp 3/4/14

UFS11/12

PREP DATE: 05-01-12							
8270C Stock/Spike Standard							
Exp: 07-31-12							
Supplier	ID #	Conc. µg/mL	Lot #	Date Code	CODE: Exp. Date	P µL	
Absolute	10001	2000	042910-29081	05/01/12	04-29-13	1000	
Absolute	10002	2000	073109-29086	05/01/12	07-31-12	1000	
Absolute	10004	2000	101509-29091	05/01/12	10-15-14	1000	
Absolute	10005	2000	121208-29097	05/01/12	12-12-13	1000	
Absolute	10006	2000	071211-29102	05/01/12	07-12-14	1000	
Absolute	10007	2000	100909-29107	05/01/12	10-09-14	1000	
Absolute	10018	2000	062111-29112	05/01/12	06-21-16	1000	
Absolute	70023	1000	031611-29117	05/01/12	03-16-16	1000	
Absolute	82705	2000	041911-29122	05/01/12	04-19-14	1000	
Absolute	94552	2000	030411-29127	05/01/12	03-14-14	1000	
Final Vol						10000	


UFS11/12

PREP DATE: 05-04-12													
8270 STANDARD CURVE													
		Conc.	Date		5	10	20	40	50	60	80	100	
Supplier	ID #	µg/mL	Lot #	Code	Exp. Date	µL	µL	µL	µL	µL	µL	µL	
	8270T Stock	200		05/01/12	07-31-12	5	5	10	20	25	30	40	50
	Surrogate Stock	VAR	167802-29314	02/25/12	01-09-13	5	5	10	20	25	30	40	50
EM Science	Methylene chloride		47186			190	90	80	60	50	40	20	0
Final Vol.						200	100	100	100	100	100	100	100

UFS11/12


PREP DATE: 05-04-12							
8270 Second Source (SS) 50ug/mL							
		Conc.	Date		CODE:	50	
Supplier	ID #	µg/mL	Lot #	Code	Exp. Date	µL	
	8270C SS	200		10/11/11	10-11-12	25	
EM Science	Methylene Chloride		47186			75	
Final Vol.						100	

UFS11/12

Part #: **10001** Laboratory Use Only - See MSDS
 Lot #: **042910** Exp: **042913** Storage **0 °C**
 **CLP Semi-Volatiles Base/Neutrals Mix #1**
14 components Lot #: 042910 - 29082
2000 ug/mL in me Rec: 8/4/11 MFR exp. 04/29/13
ABSOLUTE STANDARD

exp 4/29/13

UFS11/12

Part #: **10002** Laboratory Use Only - See MSDS
 Lot #: **073109** Exp: **073112** Storage **4 °C**
 **CLP Semi-Volatiles Base/Neutrals Mix #2**
14 components Lot #: 073109 - 29087
2000 ug/mL in me Rec: 8/4/11 MFR exp. 07/31/12
ABSOLUTE STANDARD

exp 7/31/12

Organic Extraction Worksheet

Method	SIM Separatory Funnel Extra 3510C	Extraction Set	120725A	Extraction Method	SEP004S	Units	mL
Spiked ID 1	SIM Spike 170745-30363	Surrogate ID 1	8270 SIM Surrogate 188684-30653				
Spiked ID 2		Surrogate ID 2					
Spiked ID 3		Surrogate ID 3					
Spiked ID 4		Surrogate ID 4					
Spiked ID 5		Surrogate ID 5					
Spiked ID 6		Sufficient Vol for Matrix QC:		YES			
Spiked ID 7		Ext. Start Time:		07/25/12 12:04			
Spiked ID 8		Ext. End Time:		16:29 7/25/12			
		GC Requires Extract By:		08/03/12 0:00			
pH1	2	07/25/12 12:04:00 PM		Water Bath Temp Criteria		76,80 °C	
pH2	14	07/25/12 1:20:00 PM					
pH3							

Spiked By: GH

Date 07/25/12

Witnessed By: DRA

Date 07/25/12

Sample	Sample Container	Spike Amount	Spike ID	Surrogate Amount	Surrogate ID	Extract Amount	Final Volume	pH	Extract Date/Time	Comments
1	120725A BIK			0.025	1	1000	1	2/1	07/25/12 12:04	
						equip E-WB5,76				
2	120725A LCS-1	0.025	1	0.025	1	1000	1	2/1	07/25/12 12:04	
						equip E-WB5,76				
3	AY65166 AY65166W07			0.025	1	1050	1	2/1	07/25/12 12:04	68268-2 WEEK RUSH -- Amber Liter
						equip E-WB5,76				
4	AY65167 MS-1 AY65167W10	0.025	1	0.025	1	1050	1	2/1	07/25/12 12:04	68268-2 WEEK RUSH -- Amber Liter
						equip E-WB5,76				
5	AY65167 MSD-1 AY65167W13	0.025	1	0.025	1	1050	1	2/1	07/25/12 12:04	68268-2 WEEK RUSH -- Amber Liter
						equip E-WB5,76				
6	AY65167 AY65167W09			0.025	1	1000	1	2/1	07/25/12 12:04	68268-2 WEEK RUSH -- Amber Liter -- Amber Liter
						equip E-WB6,80				
7	AY65220 AY65220W04			0.025	1	1000	1	2/1	07/25/12 12:04	68284-2 WEEK RUSH -- Amber Liter
						equip E-WB6,80				

DRA 7/25/12

Solvent and Lot#	
MC	EMD52104
Na2SO4	2351C512
10N NaOH	07/06/12
1+1 Acid	06/27/12
A. Na2SO4	06/28/12

Extraction COC Transfer	
Extraction lab employee Initials	DRA
GC analyst's initials	GH
Date	7/25/12
Time	17:00
Refrigerator	

Technician's Initials	
Scanned By	GH
Sample Preparation	GH
Extraction	JM
Concentration	IC
Modified	07/25/12 4:11:30 PM

Reviewed By: DRA

Date 07/25/12

Injection Log

Directory: M:\LINUS\DATA\L120613\

Line	Vial	FileName	Multiplier	SampleName	Misc Info	Injected
1	1	0613L001.D	1	SVTUNE 2-28-12		13 Jun 12 13:07
2	3	0613L003.D	1	0.1ug/ml PAH 06-13-12		13 Jun 12 13:51
3	4	0613L004.D	1	0.2ug/ml PAH		13 Jun 12 14:16
4	5	0613L005.D	1	0.5ug/ml PAH		13 Jun 12 14:41
5	6	0613L006.D	1	1.0ug/ml PAH		13 Jun 12 15:07
6	7	0613L007.D	1	5.0ug/ml PAH		13 Jun 12 15:33
7	8	0613L008.D	1	10ug/ml PAH		13 Jun 12 15:59
8	9	0613L009.D	1	50ug/ml PAH		13 Jun 12 16:25
9	10	0613L010.D	1	100ug/ml PAH		13 Jun 12 16:51
10	11	0613L011.D	1	5.0ug/ml SS PAH 06-13-12		13 Jun 12 17:17
11	1	0725L001.D	1	SVTUNE 2-28-12		25 Jul 12 18:12
12	2	0725L002.D	1	5.0ug/ml PAH 06-13-12		25 Jul 12 18:31
13	3	0725L003.D	1	120725A BLK 1/1000		25 Jul 12 18:57
14	4	0725L004.D	1	120725A LCS-1 1/1000		25 Jul 12 19:23
15	9	0725L009.D	1	AY65220W04 1/1000		25 Jul 12 21:33

EPA 8015B
Total Petroleum Hydrocarbons

**EPA 8015B
Total Petroleum Hydrocarbons -
QC Summary**

Method Blank
TPH Diesel Water

Blank Name/QCG: **120726W-65167 - 169638**
Batch ID: #TPETD-120726A

APPL Inc.
908 North Temperance Avenue
Clovis, CA 93611

Sample Type	Analyte	Result	LOQ	LOD	DL	Units	Extraction Date	Analysis Date
BLANK	DIESEL FUEL	80.8 U	150	80.8	40.4	ug/L	07/26/12	08/01/12
BLANK	SURROGATE: OCTACOSANE (S)	64.4	28-142			%	07/26/12	08/01/12
BLANK	SURROGATE: ORTHO-TERPHEN	78.3	57-132			%	07/26/12	08/01/12

Quant Method: TPH0719.M
Run #: 731039
Instrument: Apollo
Sequence: 120731
Initials: SD

Printed: 08/02/12 5:54:46 PM
GC SC-Blank-REG MDLs

Surrogate Recovery

Lab Name: APPL, Inc.
Case No: 68284
Matrix: WATER

SDG No: 68284
Date Analyzed: 08/01/12
Instrument: Apollo

APPL ID.	Client Sample No.	SURROGATE: OCTACOSANE (S)			SURROGATE: ORTHO-TERPHENYL (S)		
		Limits	Result	Qualifier	Limits	Result	Qualifier
120726A-BLK	Blank	28-142	64.4		57-132	78.3	
120726A-LCS	Lab Control Spike	28-142	59.4		57-132	89.3	
AY65220	ES088	28-142	63.8		57-132	80.0	

Comments: Batch: #TPETD-120726A

Laboratory Control Spike Recovery
TPH Diesel Water

APPL ID: 120726W-65167 LCS - 169638

Batch ID: #TPETD-120726A

APPL Inc.

908 North Temperance Avenue

Clovis, CA 93611

Compound Name	Spike Level ug/L	SPK Result ug/L	SPK % Recovery	Recovery Limits
DIESEL FUEL	2000	1370	68.5	61-143
SURROGATE: OCTACOSANE (S)	150	89.1	59.4	28-142
SURROGATE: ORTHO-TERPHENYL (S)	150	134	89.3	57-132

Comments: _____

<u>Primary</u>	<u>SPK</u>
Quant Method :	TPH0719.M
Extraction Date :	07/26/12
Analysis Date :	08/01/12
Instrument :	Apollo
Run :	731040
Initials :	SD

Printed: 08/02/12 5:54:36 PM

APPL Standard LCS

EPA 8015B-e

Form 4

Blank Summary

Lab Name: APPL, Inc.

SDG No: 68284

Case No: 68284

Date Analyzed: 08/01/12

Matrix: WATER

Instrument: Apollo

Blank ID: 120726A-BLK

Time Analyzed: 0111

APPL ID.	Client Sample No.	File ID.	Date Analyzed
120726A-BLK	Blank	731039	08/01/12 0111
120726A-LCS	Lab Control Spike	731040	08/01/12 0135
AY65220	ES088	731056	08/01/12 0802

Comments: Batch: #TPETD-120726A

EPA 8015B
Total Petroleum Hydrocarbons -
Sample Data

TPH Diesel Water

Environet, Inc.
650 Iwilei Rd, #204
Honolulu, HI 96817

Attn: Max Solmssen
Project: LTM Red Hill /1022-024

Sample ID: ES088
Sample Collection Date: 07/20/12

APPL Inc.
908 North Temperance Avenue
Clovis, CA 93611

ARF: 68284
APPL ID: AY65220
QCG: #TPETD-120726A-169638

Method	Analyte	Result	LOQ	LOD	DL	Units	Extraction Date	Analysis Date
EPA 8015B-	DIESEL FUEL	80.8 U	150	80.8	40.4	ug/L	07/26/12	08/01/12
EPA 8015B-	SURROGATE: OCTACOSANE (S)	63.8	28-142			%	07/26/12	08/01/12
EPA 8015B-	SURROGATE: ORTHO-TERPHENYL (S)	80.0	57-132			%	07/26/12	08/01/12

Quant Method: TPH0719.M
Run #: 731056
Instrument: Apollo
Sequence: 120731
Dilution Factor: 1
Initials: SD

Data File : G:\APOLLO\DATA\120731\731056.D Vial: 56
 Acq On : 8-1-12 8:02:08 Operator: LAC
 Sample : AY65220W07 5/1040 Inst : Apollo
 Misc : Water Multiplr: 4.76
 IntFile : events.e
 Quant Time: Aug 2 17:47 2012 Quant Results File: TPH0719.RES

Method : G:\APOLLO\DATA\120731\TPH0719.M (Chemstation Integrator)
 Title : Diesel
 Last Update : Thu Aug 02 17:43:25 2012
 Response via : Multiple Level Calibration

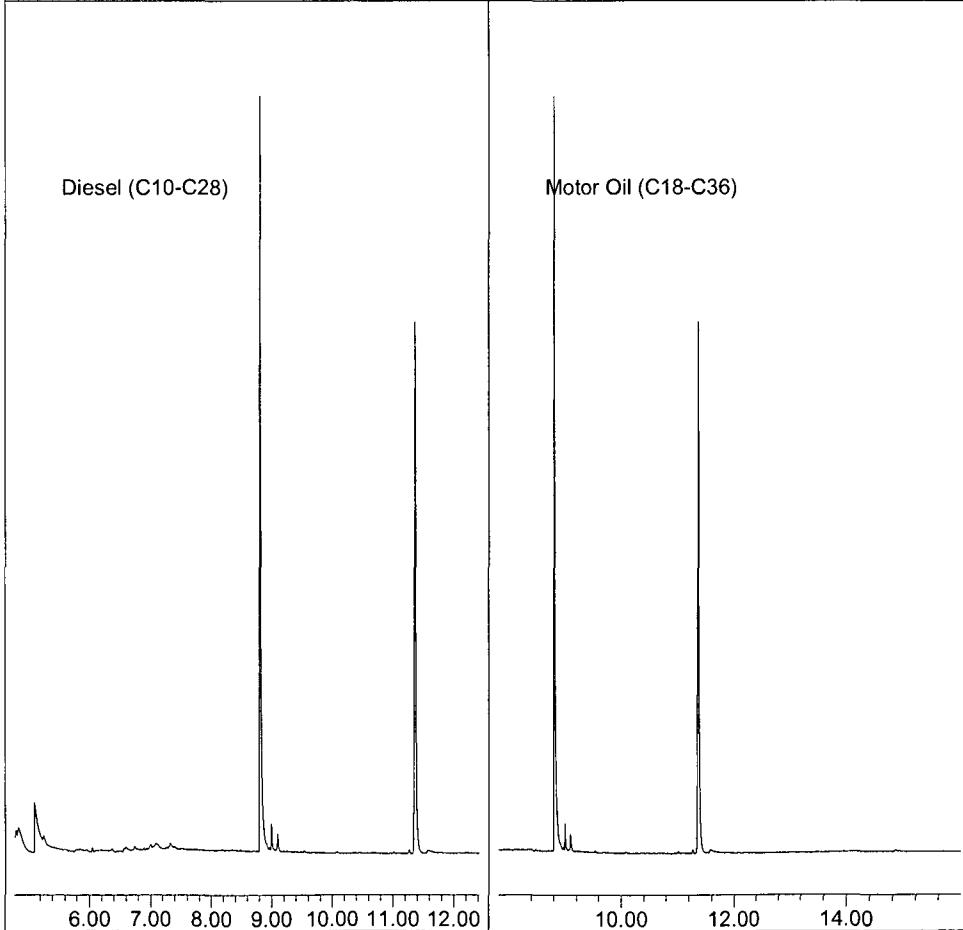
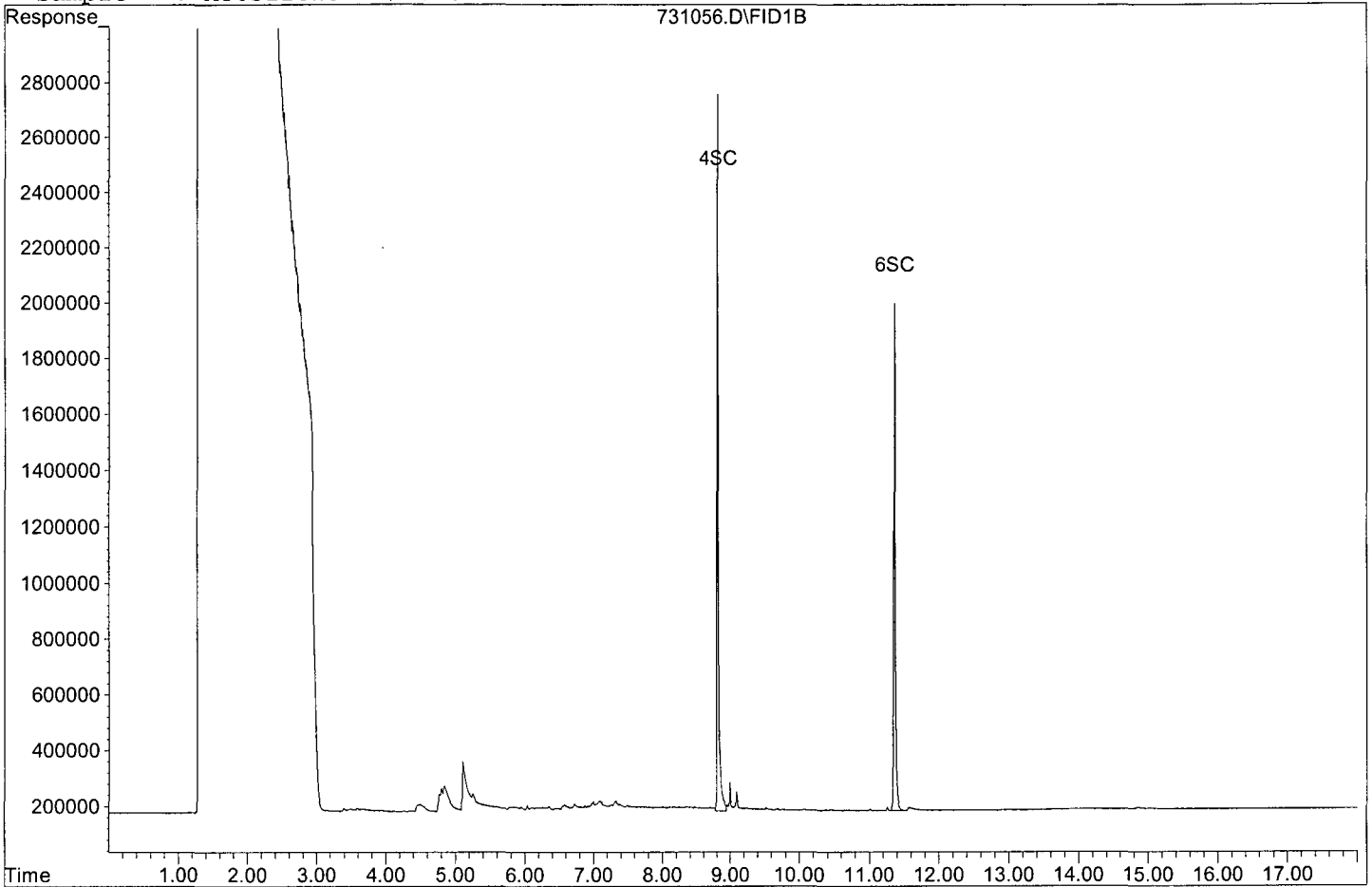
Volume Inj. : 2UL
 Signal Phase : DB-5
 Signal Info : FID02A

Compound	R.T.	Response	Conc Units
System Monitoring Compounds			
4) SC Ortho-Terphenyl(S)	8.80	33818161	114.269 ppb
Surrogate Spike 142.857		Recovery =	79.99%
6) SC Octacosane(S)	11.36	28861950	91.190 ppb
Surrogate Spike 142.857		Recovery =	63.83%

Target Compounds

Quantitation Report

Data File: G:\APOLLO\DATA\120731\731056.D
Sample : AY65220W07 5/1040



**EPA 8015B
Total Petroleum Hydrocarbons -
Calibration Data**

TPH Extractables
TPH0719

Form 6
Initial Calibration

Lab Name: APPL, Inc.
Case No: _____
Matrix: _____

SDG No: 68284
Initial Cal. Date: 06/22/2012 and 7/19/12
Instrument: Apollo Initials: sd

Surrogate	.	622004.D	622005.D	622006.D	622007.D	622008.D
DRO	622009.D	622010.D	622011.D	622012.D	622013.D	622014.D
MO	719003.D	719004.D	719005.D	719006.D	719007.D	719008.D

	Compound	1	2	3	4	5	6		Avg	%RSD	
1	HATM Diesel (C10-C28)	642703	509920	531557	542684	530047	540036		549491	8.6	HATM
2	HBTM Motor Oil (C18-C36)	415224	409753	447761	467949	423444	430885		432503	5.1	HBTM
3	SC Ortho-Terphenyl(S)	*	700048	705066	717492	699409	701217		704646	1.1	SC
4	SC Octacosane(S)	*	754341	750395	766254	747028	749884		753580	1.0	SC
5											
6											
7											
8											
9											
10											
11											
12											
13											
14											
15											
16											
17											
18											
19											
20											
21											
22											
23											
24											
25											
26											
27											
28											
29											
30											
31											
32											
33											

* Not Used

0.475552

Quantitation Report (QT Reviewed)

Data File : G:\APOLLO\DATA\120622\622004.D Vial: 4
 Acq On : 6-22-12 18:22:29 Operator: LAC
 Sample : TCH SURROGATE 100/1000 Inst : Apollo
 Misc : Mix(c) Multiplr: 1.00
 IntFile : events.e
 Quant Time: Jun 25 9:37 2012 Quant Results File: TPH0622.RES

Method : G:\APOLLO\DATA\120622\TPH0622.M (Chemstation Integrator)
 Title : Diesel
 Last Update : Mon Jun 25 09:48:29 2012
 Response via : Multiple Level Calibration

Volume Inj. : 2UL
 Signal Phase : DB-5
 Signal Info : FID02A

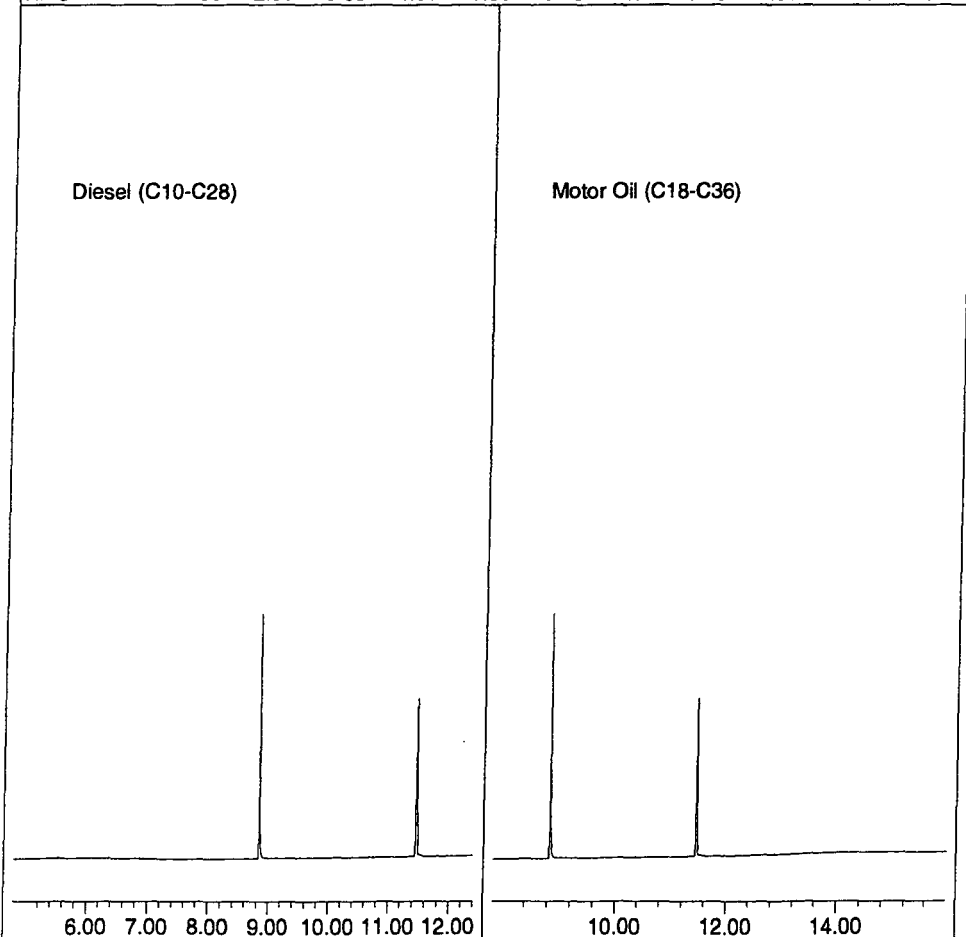
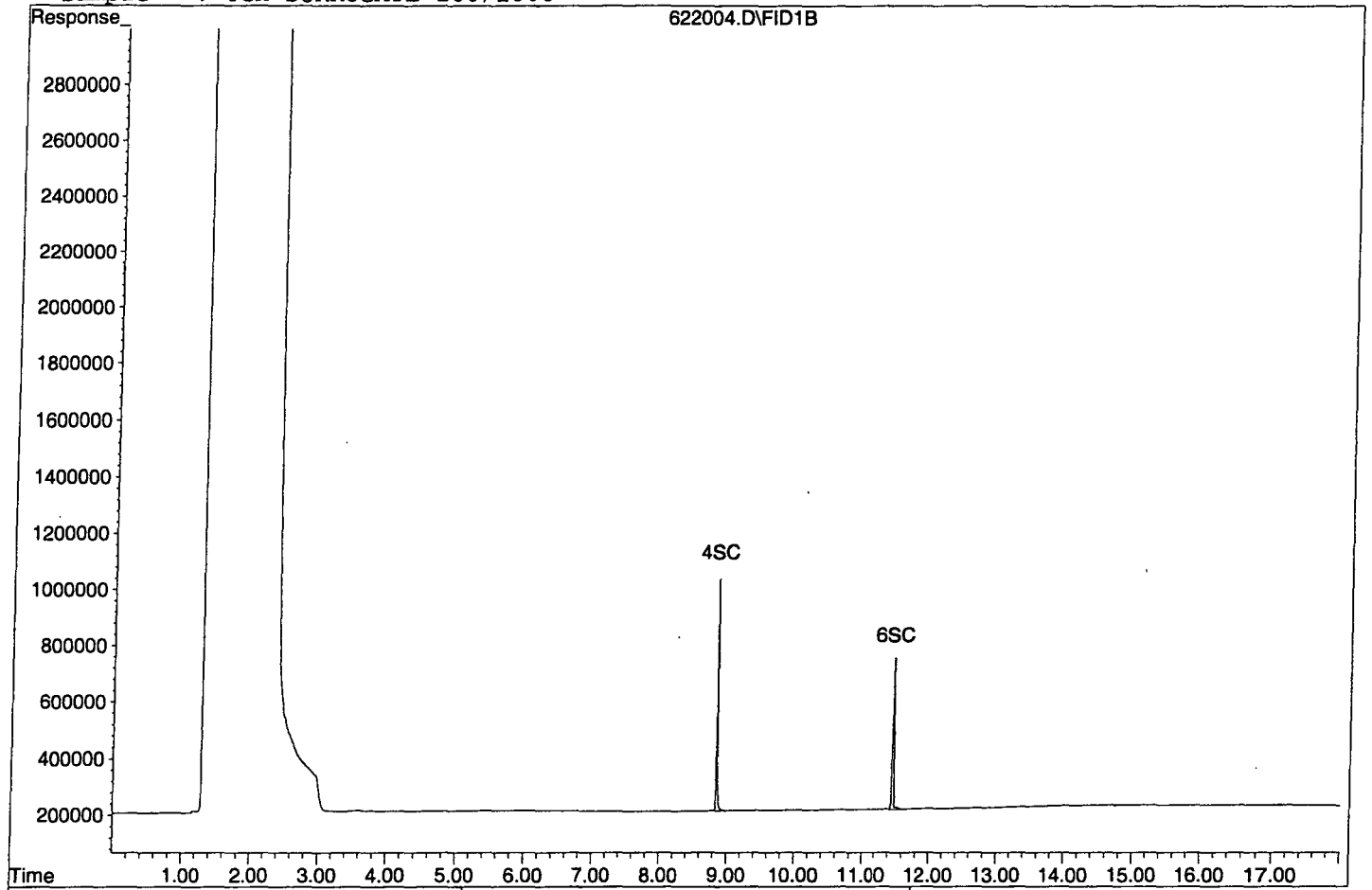
Compound	R.T.	Response	Conc Units

System Monitoring Compounds			
4) SC Ortho-Terphenyl(S)	8.84	7000476	2.493 ppb
Surrogate Spike 30.000		Recovery =	8.31%
6) SC Octacosane(S)	11.46	7543411	3.161 ppb
Surrogate Spike 30.000		Recovery =	10.54%

Target Compounds

Quantitation Report

Data File: G:\APOLLO\DATA\120622\622004.D
Sample : TCH SURROGATE 100/1000



Quantitation Report (QT Reviewed)

Data File : G:\APOLLO\DATA\120622\622005.D Vial: 5
 Acq On : 6-22-12 18:46:55 Operator: LAC
 Sample : TCH SURROGATE 400/1000 Inst : Apollo
 Misc : Mix(c) Multiplr: 1.00
 IntFile : events.e
 Quant Time: Jun 25 9:37 2012 Quant Results File: TPH0622.RES

Method : G:\APOLLO\DATA\120622\TPH0622.M (Chemstation Integrator)
 Title : Diesel
 Last Update : Mon Jun 25 09:48:29 2012
 Response via : Multiple Level Calibration

Volume Inj. : 2UL
 Signal Phase : DB-5
 Signal Info : FID02A

Compound	R.T.	Response	Conc Units

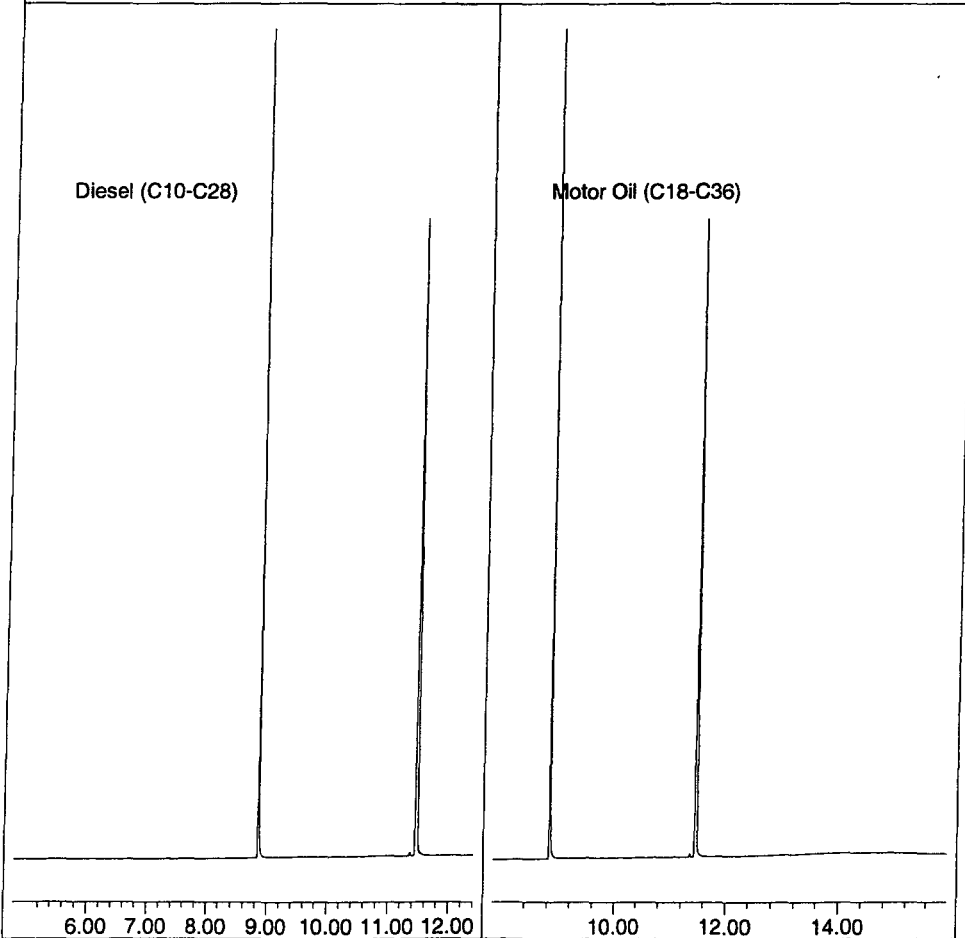
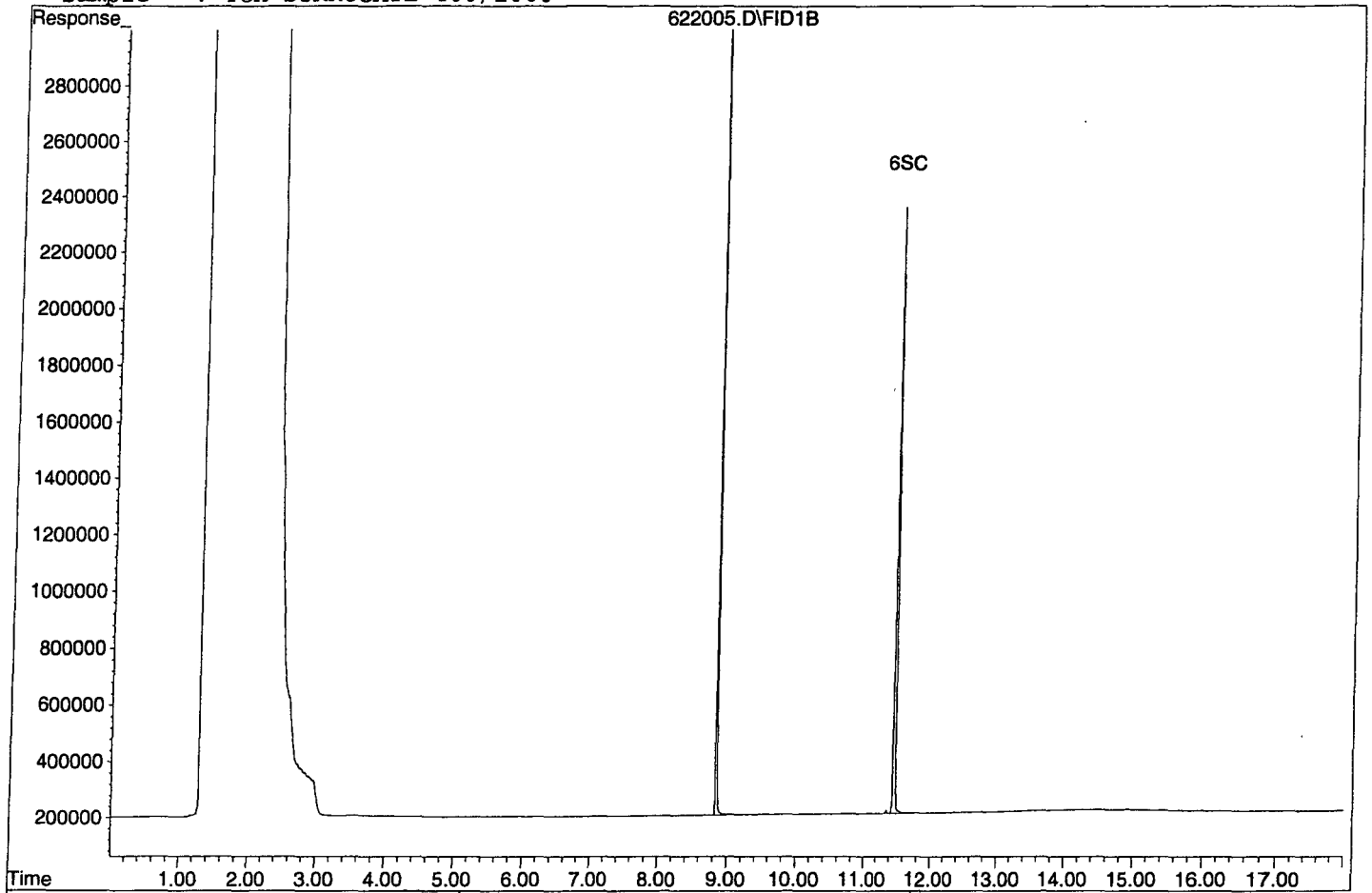
System Monitoring Compounds			
4) SC Ortho-Terphenyl(S)	8.84	28202647	10.113 ppb
Surrogate Spike 30.000		Recovery =	33.71%
6) SC Octacosane(S)	11.47	30015782	12.394 ppb
Surrogate Spike 30.000		Recovery =	41.31%

Target Compounds

Quantitation Report

Data File: G:\APOLLO\DATA\120622\622005.D

Sample : TCH SURROGATE 400/1000



Quantitation Report (QT Reviewed)

Data File : G:\APOLLO\DATA\120622\622006.D Vial: 6
 Acq On : 6-22-12 19:10:46 Operator: LAC
 Sample : TCH SURROGATE 600/1000 Inst : Apollo
 Misc : Mix(c) Multiplr: 1.00
 IntFile : events.e
 Quant Time: Jun 25 9:38 2012 Quant Results File: TPH0622.RES

Method : G:\APOLLO\DATA\120622\TPH0622.M (Chemstation Integrator)
 Title : Diesel
 Last Update : Mon Jun 25 09:48:29 2012
 Response via : Multiple Level Calibration

Volume Inj. : 2UL
 Signal Phase : DB-5
 Signal Info : FID02A

Compound	R.T.	Response	Conc Units

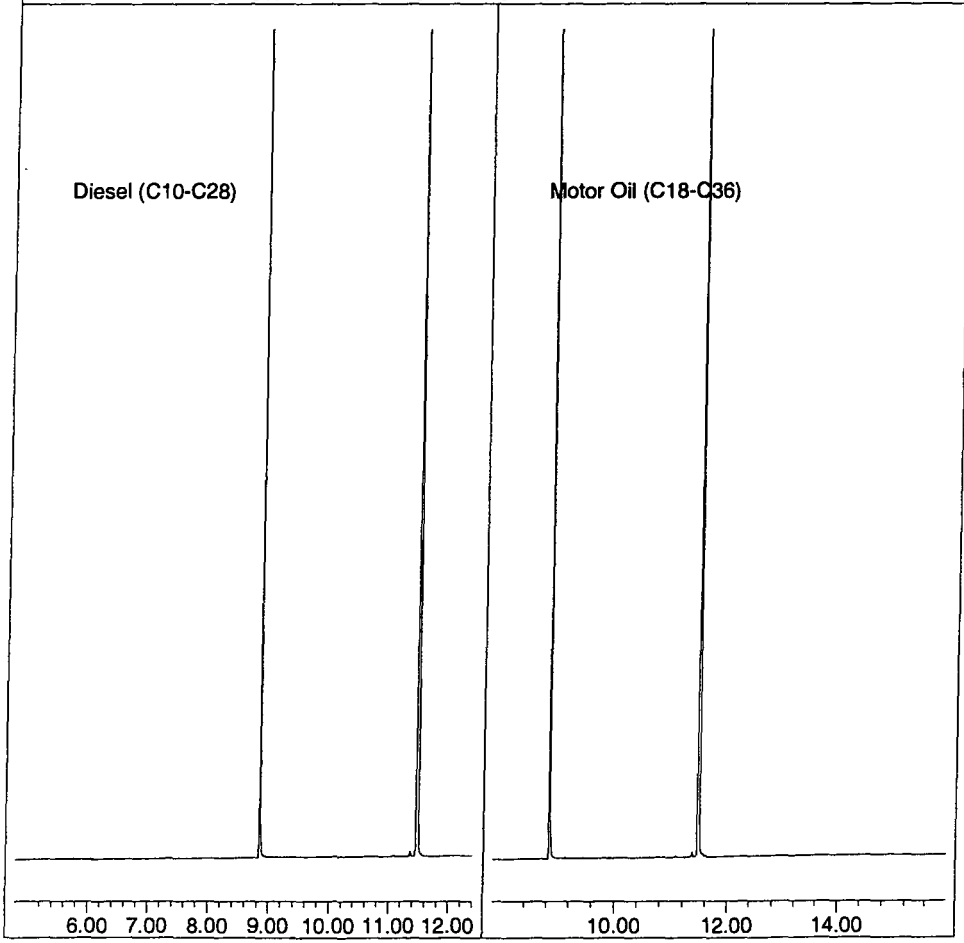
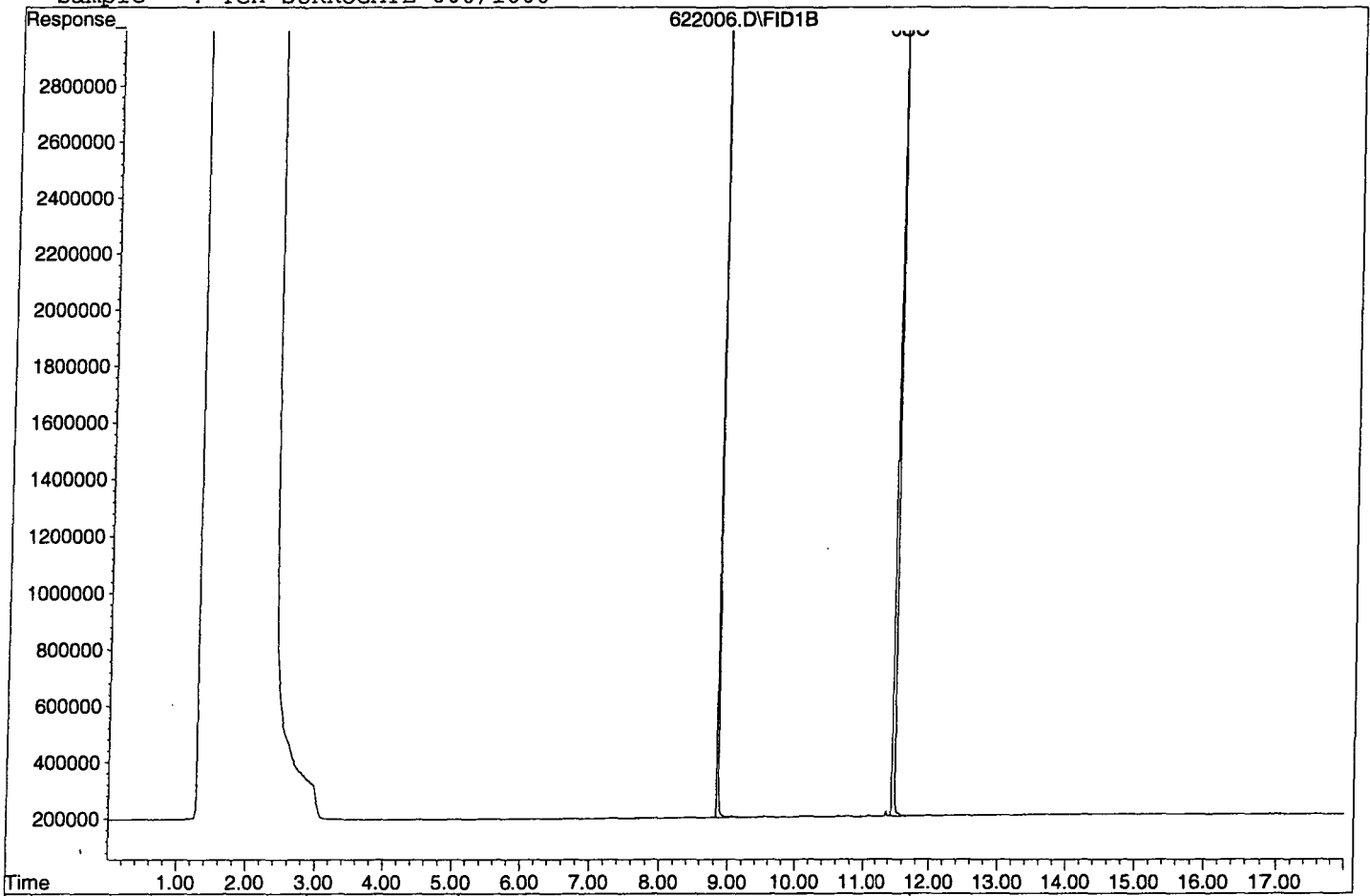
System Monitoring Compounds			
4) SC Ortho-Terphenyl(S)	8.84	43049549	15.420 ppb
Surrogate Spike 30.000		Recovery =	51.40%
6) SC Octacosane(S)	11.48	45975259	18.583 ppb
Surrogate Spike 30.000		Recovery =	61.94%

Target Compounds

Quantitation Report

Data File: G:\APOLLO\DATA\120622\622006.D

Sample : TCH SURROGATE 600/1000



Quantitation Report (QT Reviewed)

Data File : G:\APOLLO\DATA\120622\622007.D Vial: 7
 Acq On : 6-22-12 19:34:47 Operator: LAC
 Sample : TCH SURROGATE 800/1000 Inst : Apollo
 Misc : Mix(c) Multiplr: 1.00
 IntFile : events.e
 Quant Time: Jun 25 9:38 2012 Quant Results File: TPH0622.RES

Method : G:\APOLLO\DATA\120622\TPH0622.M (Chemstation Integrator)
 Title : Diesel
 Last Update : Mon Jun 25 09:48:29 2012
 Response via : Multiple Level Calibration

Volume Inj. : 2UL
 Signal Phase : DB-5
 Signal Info : FID02A

Compound	R.T.	Response	Conc Units

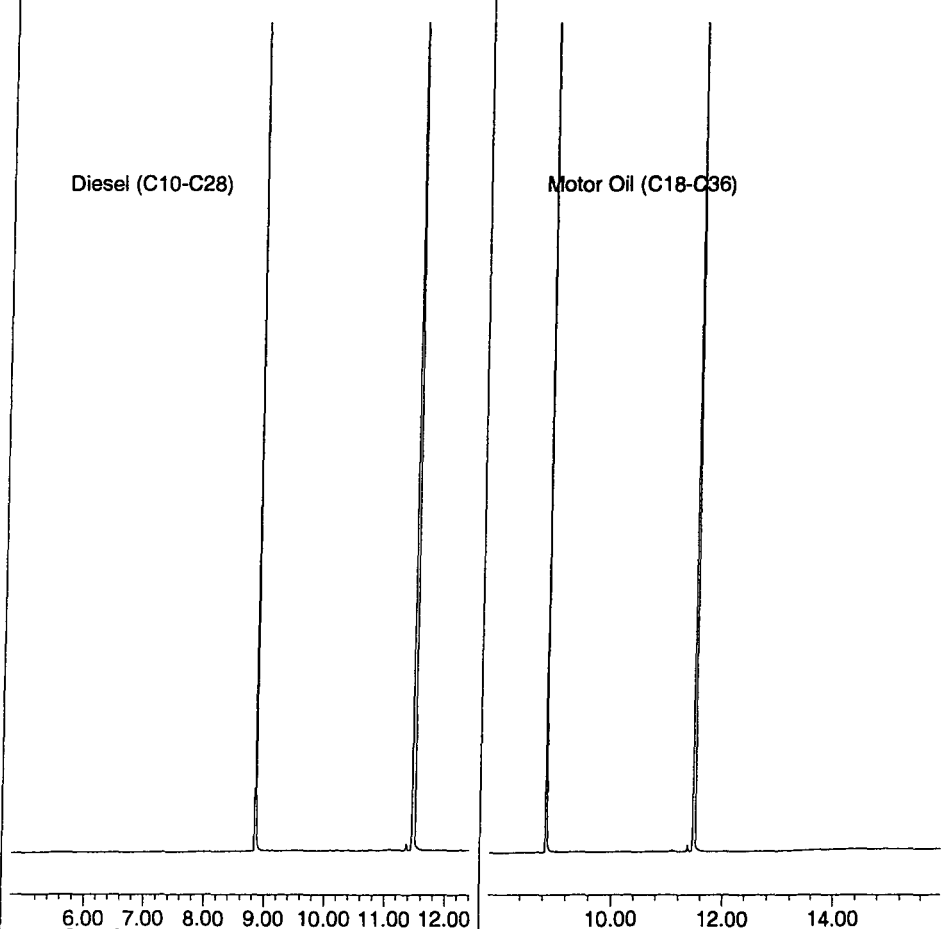
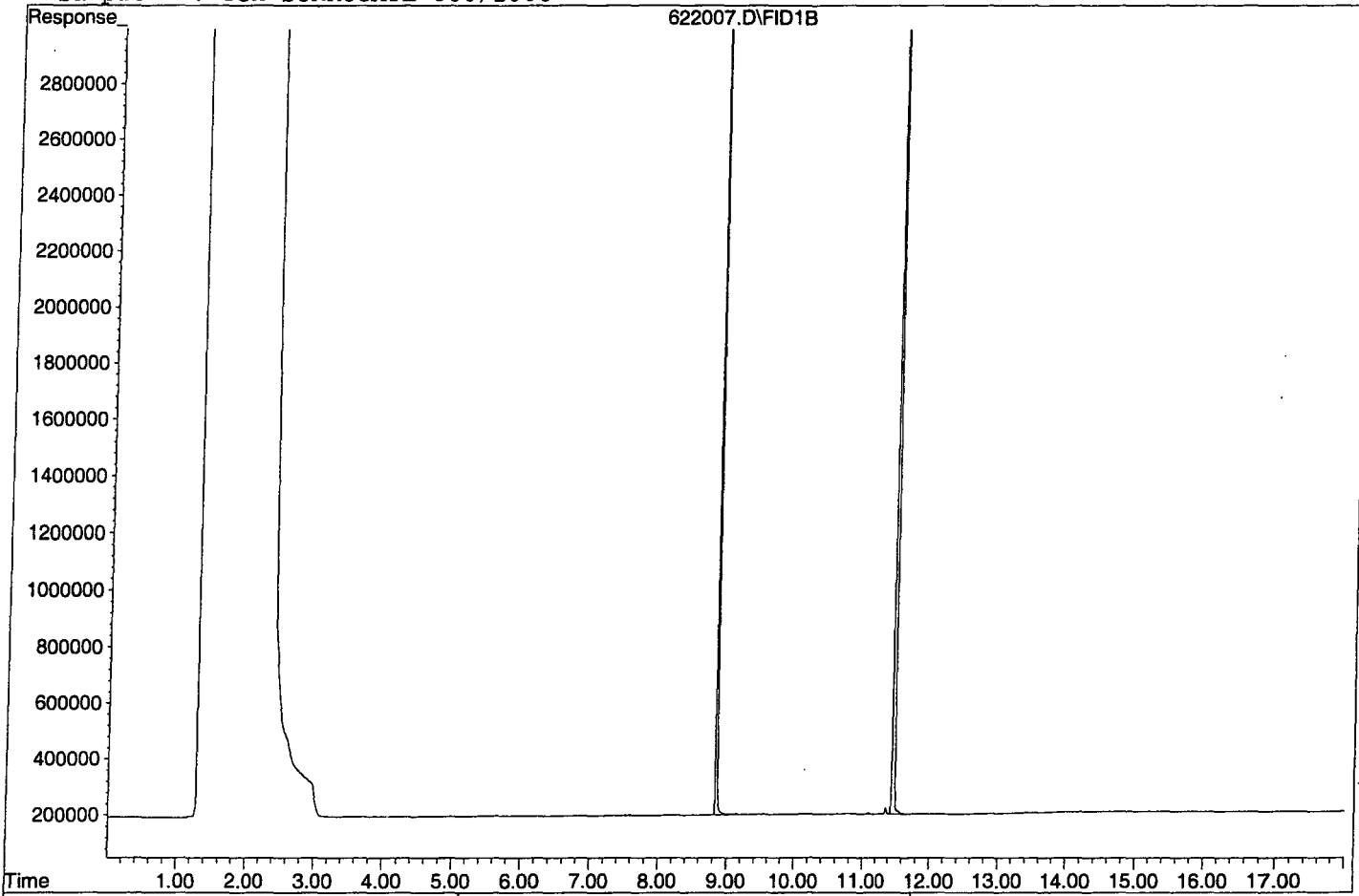
System Monitoring Compounds			
4) SC Ortho-Terphenyl(S)	8.85	55952695	19.926 ppb
Surrogate Spike 30.000		Recovery =	66.42%
6) SC Octacosane(S)	11.48	59762243	23.528 ppb
Surrogate Spike 30.000		Recovery =	78.43%

Target Compounds

Quantitation Report

Data File: G:\APOLLO\DATA\120622\622007.D
Sample : TCH SURROGATE 800/1000

622007.D\FID1B



Quantitation Report (QT Reviewed)

Data File : G:\APOLLO\DATA\120622\622008.D Vial: 8
 Acq On : 6-22-12 19:58:49 Operator: LAC
 Sample : TCH SURROGATE 1000/1000 Inst : Apollo
 Misc : Mix(c) Multiplr: 1.00
 IntFile : events.e
 Quant Time: Jun 25 9:39 2012 Quant Results File: TPH0622.RES

Method : G:\APOLLO\DATA\120622\TPH0622.M (Chemstation Integrator)
 Title : Diesel
 Last Update : Mon Jun 25 09:48:29 2012
 Response via : Multiple Level Calibration

Volume Inj. : 2UL
 Signal Phase : DB-5
 Signal Info : FID02A

Compound	R.T.	Response	Conc Units

System Monitoring Compounds			
4) SC Ortho-Terphenyl(S)	8.85	70121711	24.864 ppb
Surrogate Spike 30.000		Recovery =	82.88%
6) SC Octacosane(S)	11.48	74988351	28.844 ppb
Surrogate Spike 30.000		Recovery =	96.15%

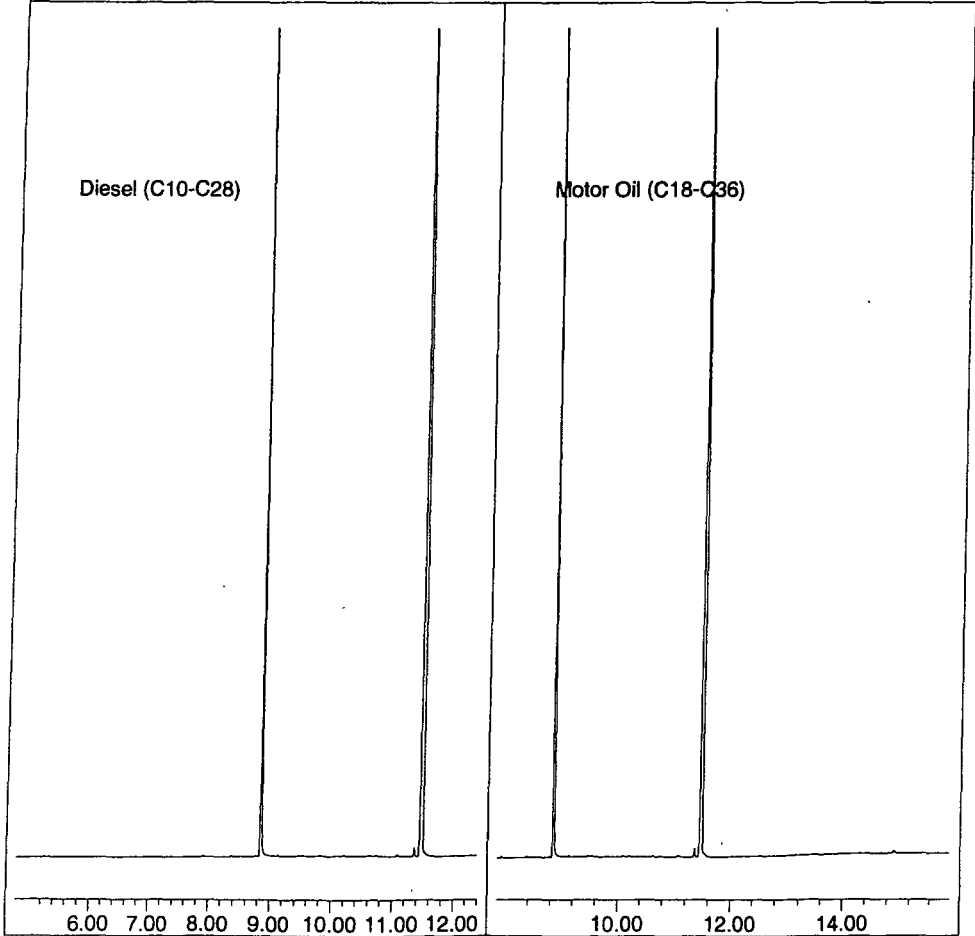
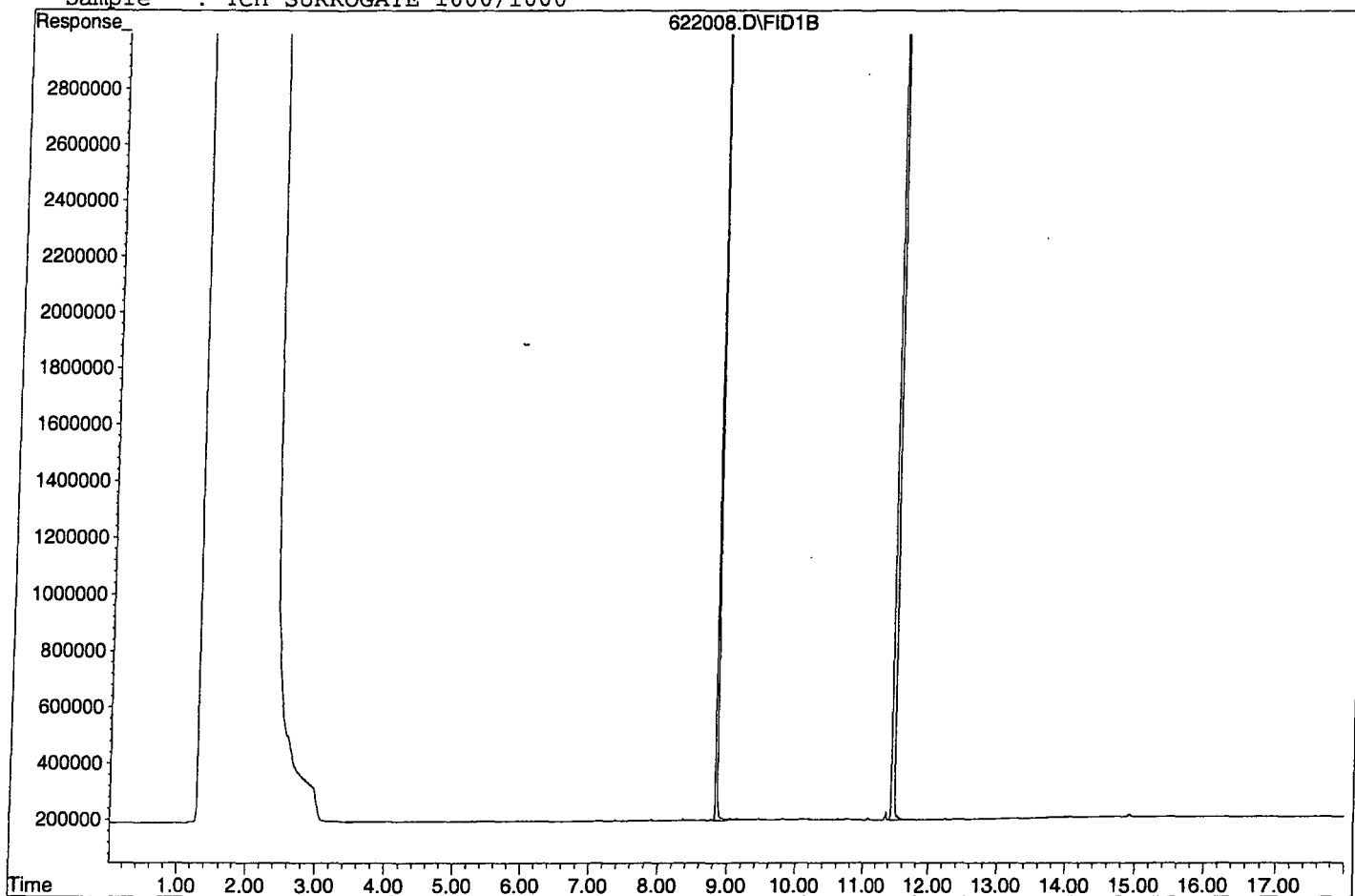
Target Compounds

Quantitation Report

Data File: G:\APOLLO\DATA\120622\622008.D

Sample : TCH SURROGATE 1000/1000

622008.D\FID1B



Data File : G:\APOLLO\DATA\120622\622009.D Vial: 9
 Acq On : 6-22-12 20:22:56 Operator: LAC
 Sample : DIESEL 10/1000 6/22/12 Inst : Apollo
 Misc : Mix(A) Multiplr: 1.00
 IntFile : events.e
 Quant Time: Jun 25 9:08 2012 Quant Results File: TPH0622.RES

Method : G:\APOLLO\DATA\120622\TPH0622.M (Chemstation Integrator)
 Title : Diesel
 Last Update : Mon Jun 25 09:48:29 2012
 Response via : Multiple Level Calibration

Volume Inj. : 2UL
 Signal Phase : DB-5
 Signal Info : FID02A

Compound	R.T.	Response	Conc Units



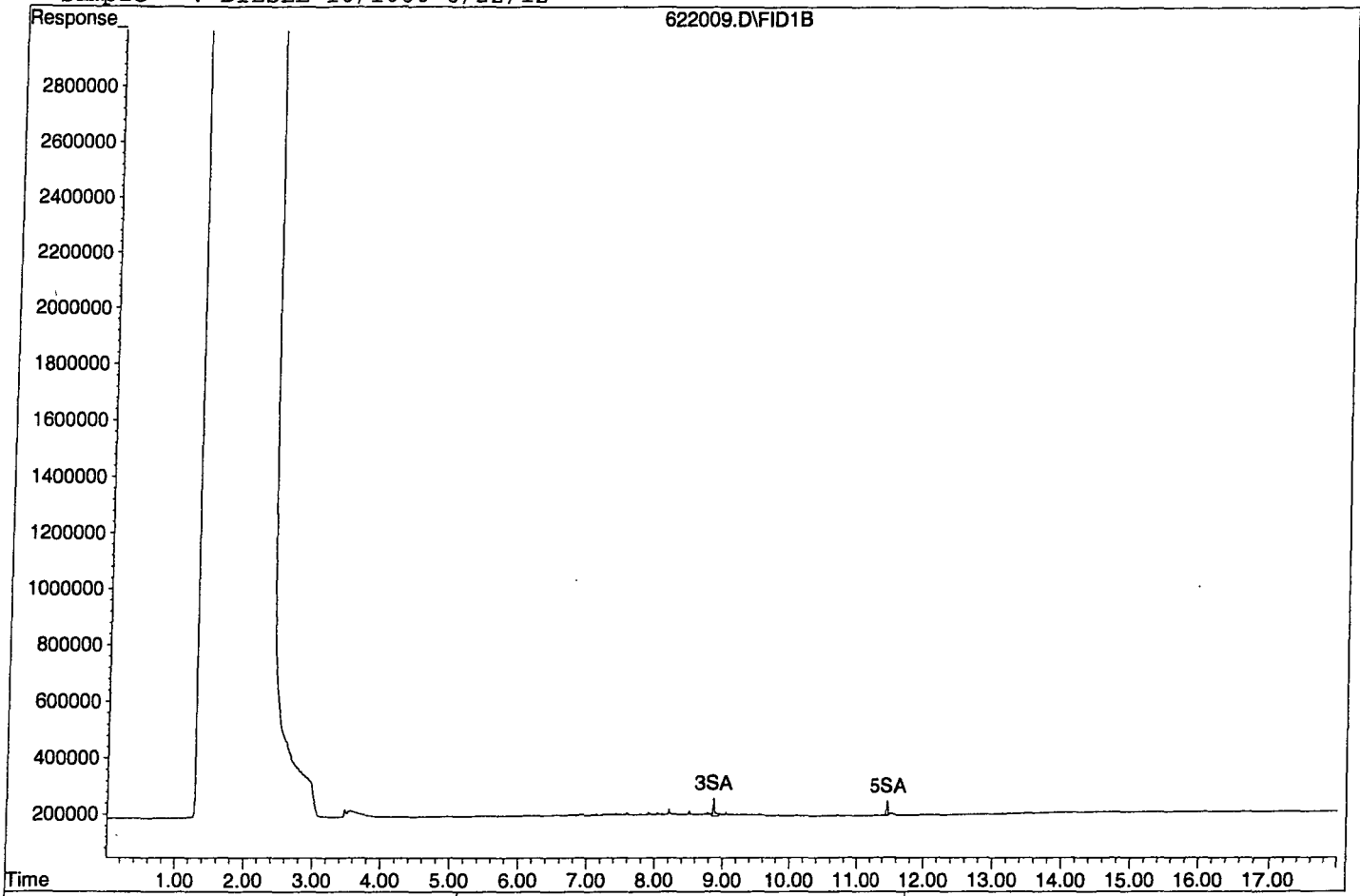
System Monitoring Compounds			
3) SA Not Used(S)	8.85	1100828	0.688 ppb
Surrogate Spike 30.000		Recovery =	2.29%
5) SA Not Used2(S)	11.46	755848	0.635 ppb
Surrogate Spike 30.000		Recovery =	2.12%
Target Compounds			
1) HATM Diesel (C10-C28)	8.60	12854065	11.749 ppb

Quantitation Report

Data File: G:\APOLLO\DATA\120622\622009.D

Sample : DIESEL 10/1000 6/22/12

622009.D\FID1B



Data File : G:\APOLLO\DATA\120622\622010.D Vial: 10
 Acq On : 6-22-12 20:47:06 Operator: LAC
 Sample : DIESEL 100/1000 Inst : Apollo
 Misc : Mix(A) Multiplr: 1.00
 IntFile : events.e
 Quant Time: Jun 25 9:05 2012 Quant Results File: TPH0622.RES

Method : G:\APOLLO\DATA\120622\TPH0622.M (Chemstation Integrator)
 Title : Diesel
 Last Update : Mon Jun 25 09:48:29 2012
 Response via : Multiple Level Calibration

Volume Inj. : 2UL
 Signal Phase : DB-5
 Signal Info : FID02A



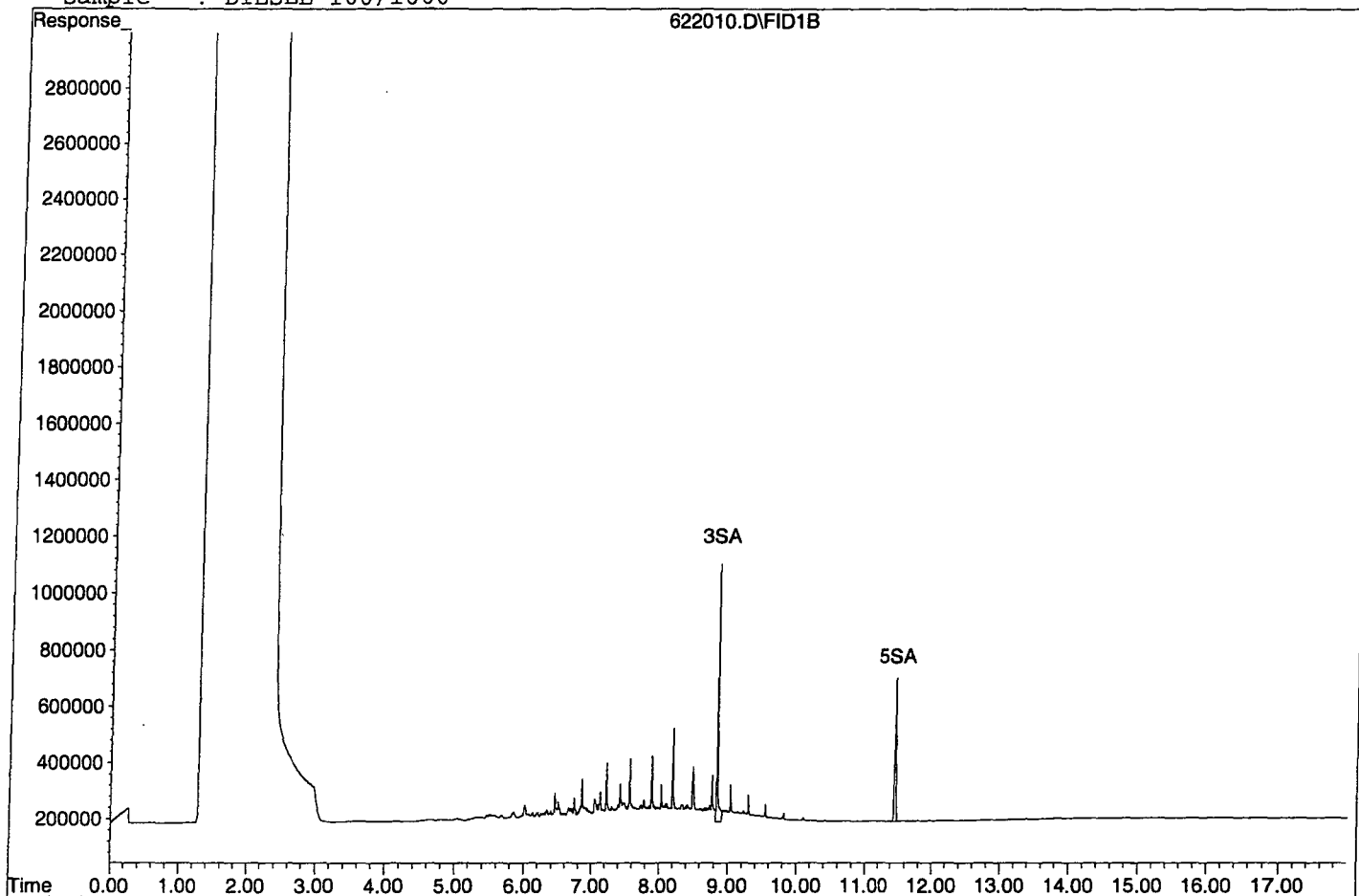
Compound	R.T.	Response	Conc Units

System Monitoring Compounds			
3) SA Not Used(S)	8.84	8996588	5.622 ppb
Surrogate Spike 30.000		Recovery =	18.74%
5) SA Not Used2(S)	11.46	7054012	5.925 ppb
Surrogate Spike 30.000		Recovery =	19.75%
Target Compounds			
1) HATM Diesel (C10-C28)	8.60	101984030	93.220 ppb

Quantitation Report

Data File: G:\APOLLO\DATA\120622\622010.D

Sample : DIESEL 100/1000



Data File : G:\APOLLO\DATA\120622\622011.D Vial: 11
 Acq On : 6-22-12 21:11:13 Operator: LAC
 Sample : DIESEL 400/1000 Inst : Apollo
 Misc : Mix(A) Multiplr: 1.00
 IntFile : events.e
 Quant Time: Jun 25 9:05 2012 Quant Results File: TPH0622.RES

Method : G:\APOLLO\DATA\120622\TPH0622.M (Chemstation Integrator)
 Title : Diesel
 Last Update : Mon Jun 25 09:48:29 2012
 Response via : Multiple Level Calibration

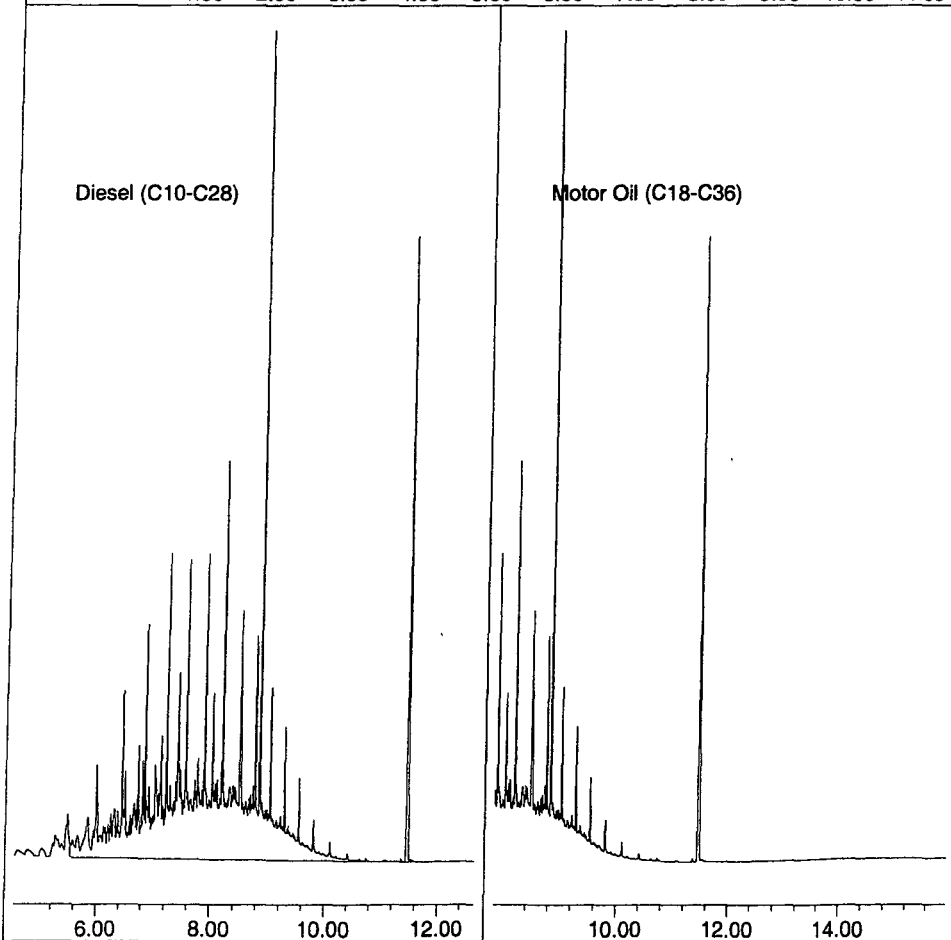
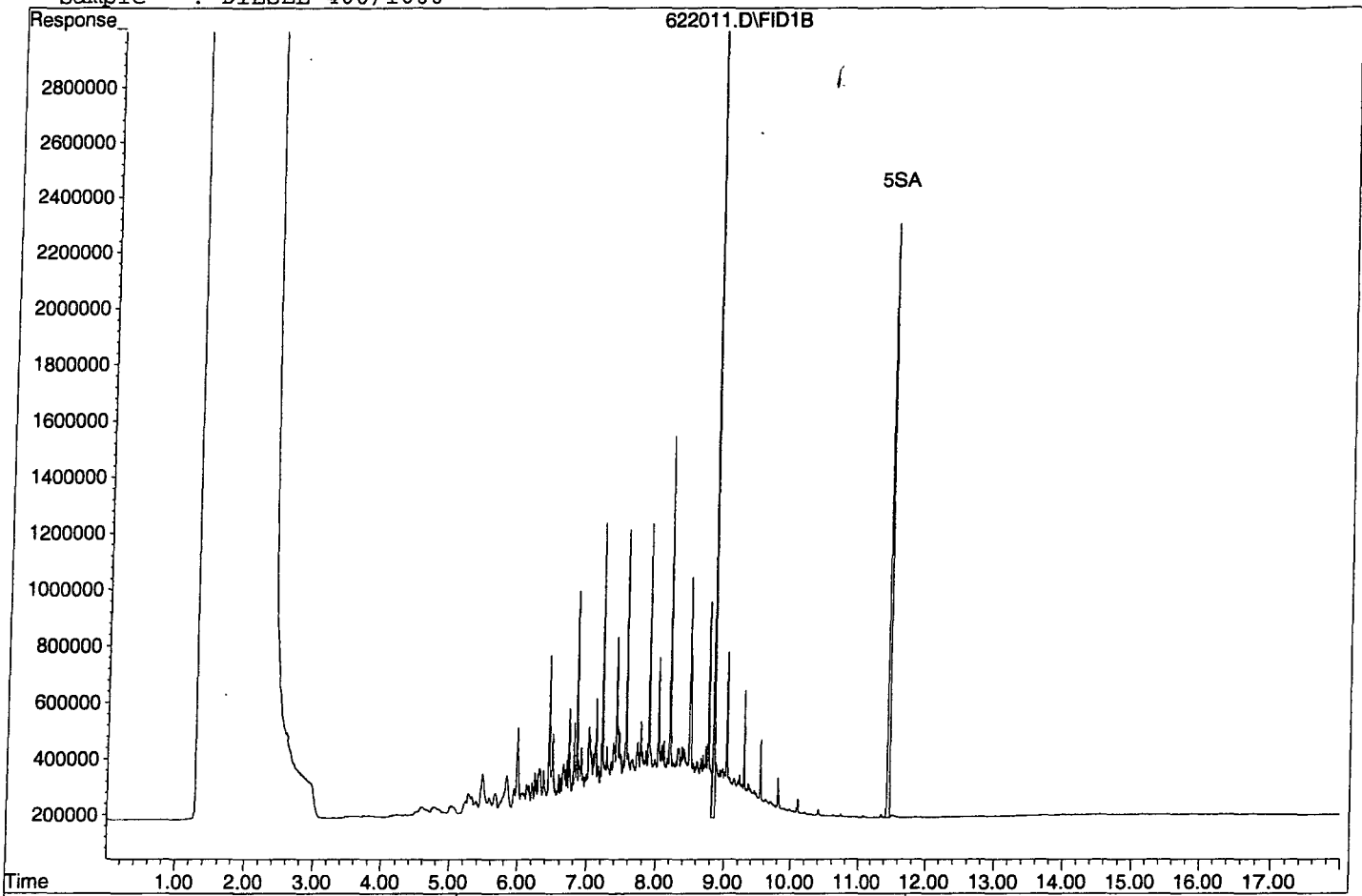
Volume Inj. : 2UL
 Signal Phase : DB-5
 Signal Info : FID02A

Compound	R.T.	Response	Conc Units

System Monitoring Compounds			
3) SA Not Used(S)	8.84	31783742	19.863 ppb
Surrogate Spike 30.000		Recovery =	66.21%
5) SA Not Used2(S)	11.47	28563798	23.990 ppb
Surrogate Spike 30.000		Recovery =	79.97%
Target Compounds			
1) HATM Diesel (C10-C28)	8.60	425245865	388.700 ppb

Quantitation Report

Data File: G:\APOLLO\DATA\120622\622011.D
Sample : DIESEL 400/1000



Data File : G:\APOLLO\DATA\120622\622012.D Vial: 12
 Acq On : 6-22-12 21:35:18 Operator: LAC
 Sample : DIESEL 600/1000 Inst : Apollo
 Misc : Mix(A) Multiplr: 1.00
 IntFile : events.e
 Quant Time: Jun 25 9:05 2012 Quant Results File: TPH0622.RES

Method : G:\APOLLO\DATA\120622\TPH0622.M (Chemstation Integrator)
 Title : Diesel
 Last Update : Mon Jun 25 09:48:29 2012
 Response via : Multiple Level Calibration

Volume Inj. : 2UL
 Signal Phase : DB-5
 Signal Info : FID02A

Compound	R.T.	Response	Conc Units

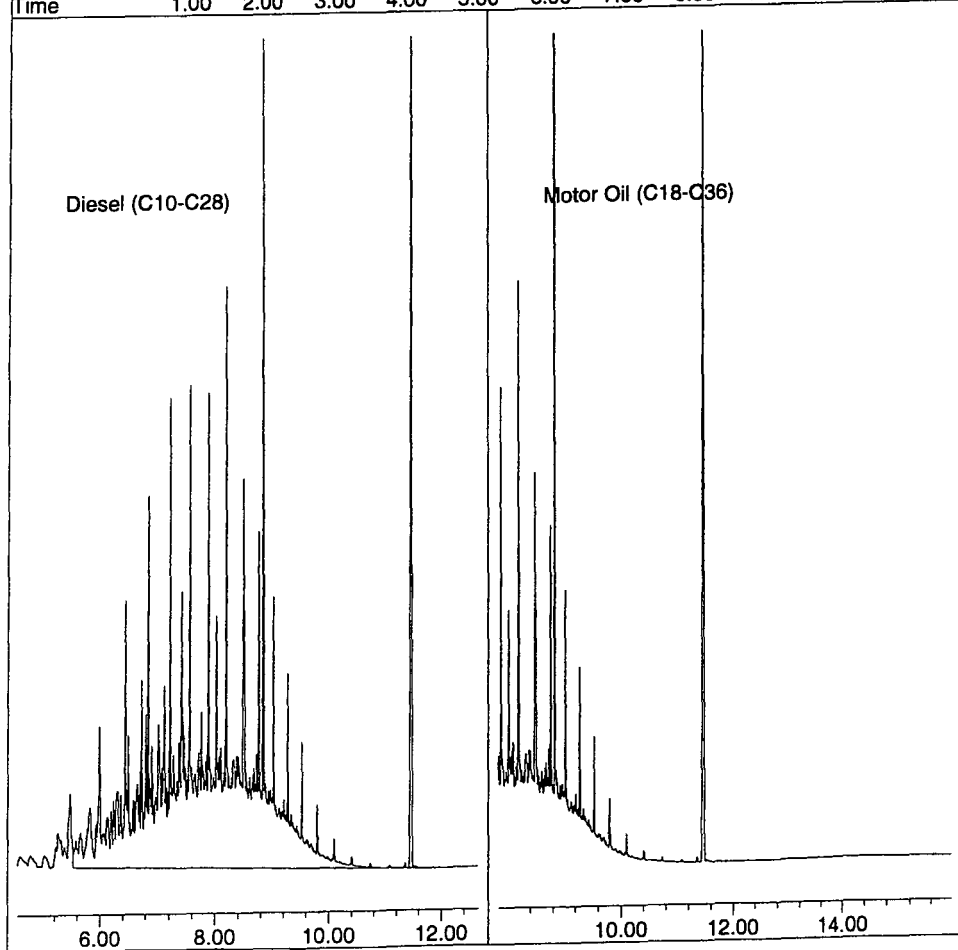
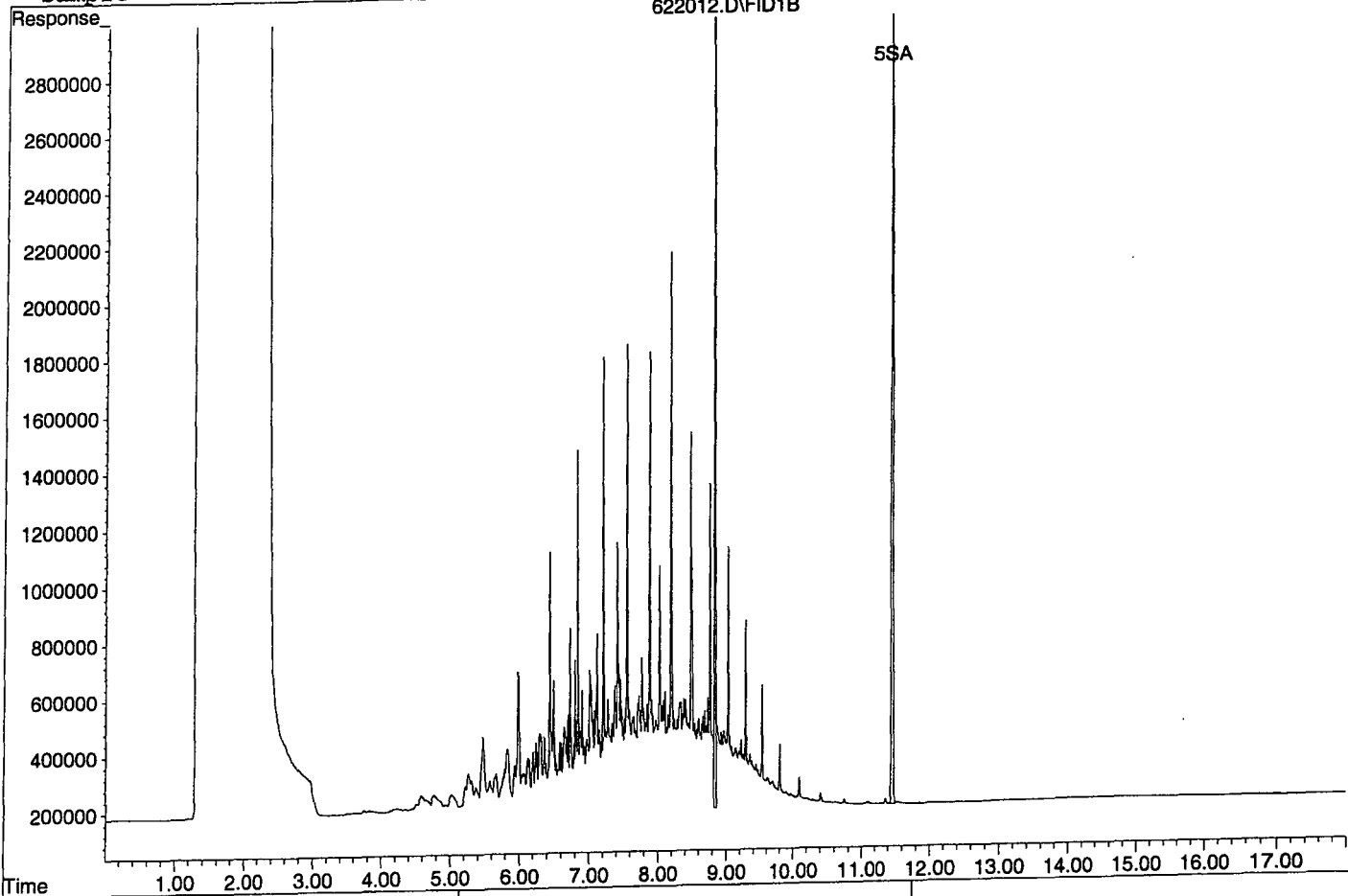
System Monitoring Compounds			
3) SA Not Used(S)	8.84	48229746	30.140 ppb
Surrogate Spike 30.000		Recovery =	100.47%
5) SA Not Used2(S)	11.47	43434321	36.480 ppb
Surrogate Spike 30.000		Recovery =	121.60%
Target Compounds			
1) HATM Diesel (C10-C28)	8.60	651220989	595.255 ppb

Quantitation Report

Data File: G:\APOLLO\DATA\120622\622012.D

Sample : DIESEL 600/1000

622012.D\FID1B



Data File : G:\APOLLO\DATA\120622\622013.D Vial: 13
 Acq On : 6-22-12 21:59:20 Operator: LAC
 Sample : DIESEL 800/1000 Inst : Apollo
 Misc : Mix(A) Multiplr: 1.00
 IntFile : events.e
 Quant Time: Jun 25 9:05 2012 Quant Results File: TPH0622.RES

Method : G:\APOLLO\DATA\120622\TPH0622.M (Chemstation Integrator)
 Title : Diesel
 Last Update : Mon Jun 25 09:48:29 2012
 Response via : Multiple Level Calibration

Volume Inj. : 2UL
 Signal Phase : DB-5
 Signal Info : FID02A



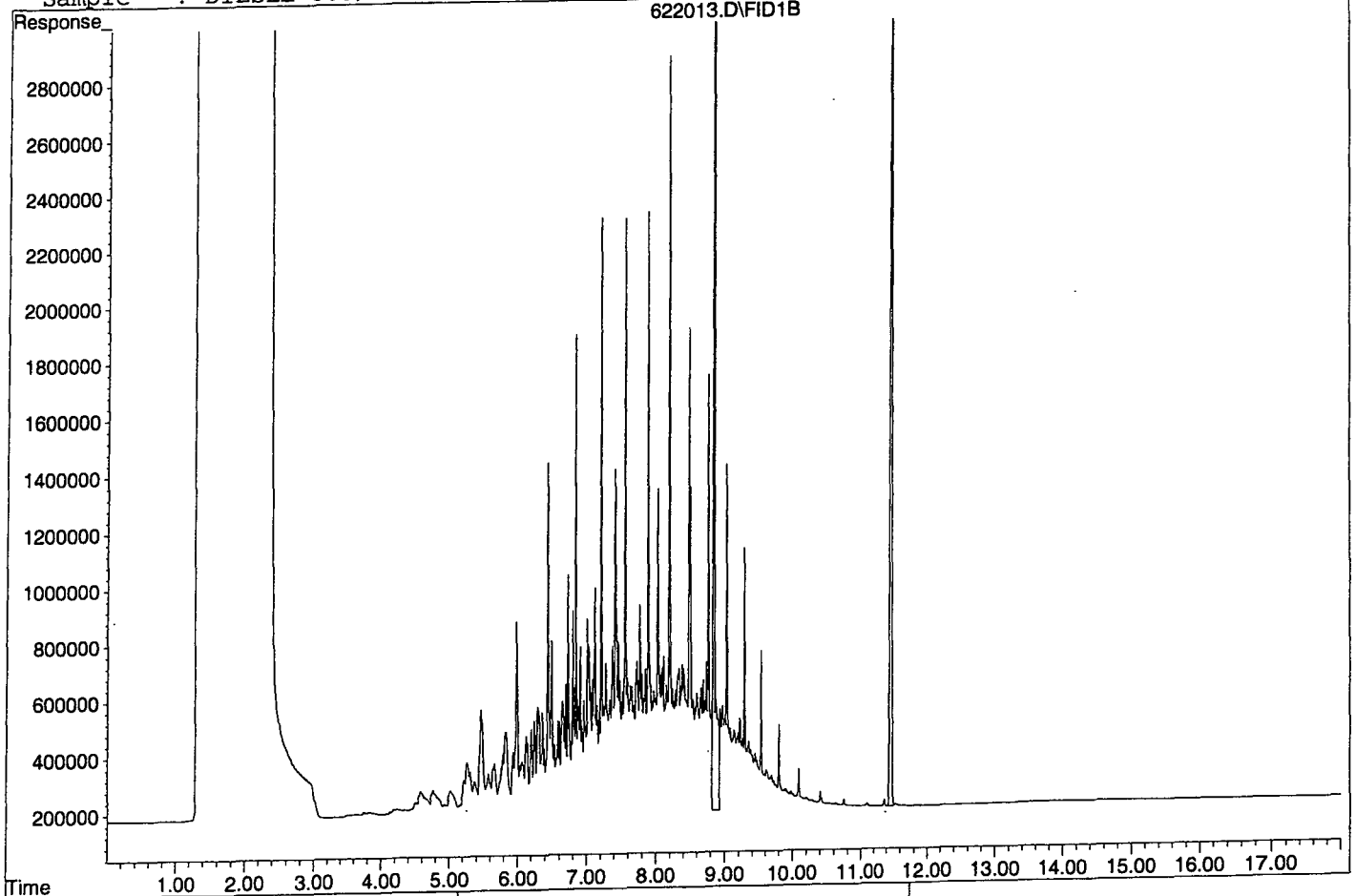
Compound	R.T.	Response	Conc Units

System Monitoring Compounds			
3) SA Not Used(S)	8.85	76202842	47.622 ppb
Surrogate Spike 30.000		Recovery =	158.74%
5) SA Not Used2(S)	11.48	57498014	48.292 ppb
Surrogate Spike 30.000		Recovery =	160.97%
Target Compounds			
1) HATM Diesel (C10-C28)	8.60	848074829	775.192 ppb

Quantitation Report

Data File: G:\APOLLO\DATA\120622\622013.D
Sample : DIESEL 800/1000

622013.D\FID1B



Data File : G:\APOLLO\DATA\120622\622014.D Vial: 14
 Acq On : 6-22-12 22:23:21 Operator: LAC
 Sample : DIESEL 1000/1000 Inst : Apollo
 Misc : Mix(A) Multiplr: 1.00
 IntFile : events.e
 Quant Time: Jun 25 9:05 2012 Quant Results File: TPH0622.RES

Method : G:\APOLLO\DATA\120622\TPH0622.M (Chemstation Integrator)
 Title : Diesel
 Last Update : Mon Jun 25 09:48:29 2012
 Response via : Multiple Level Calibration

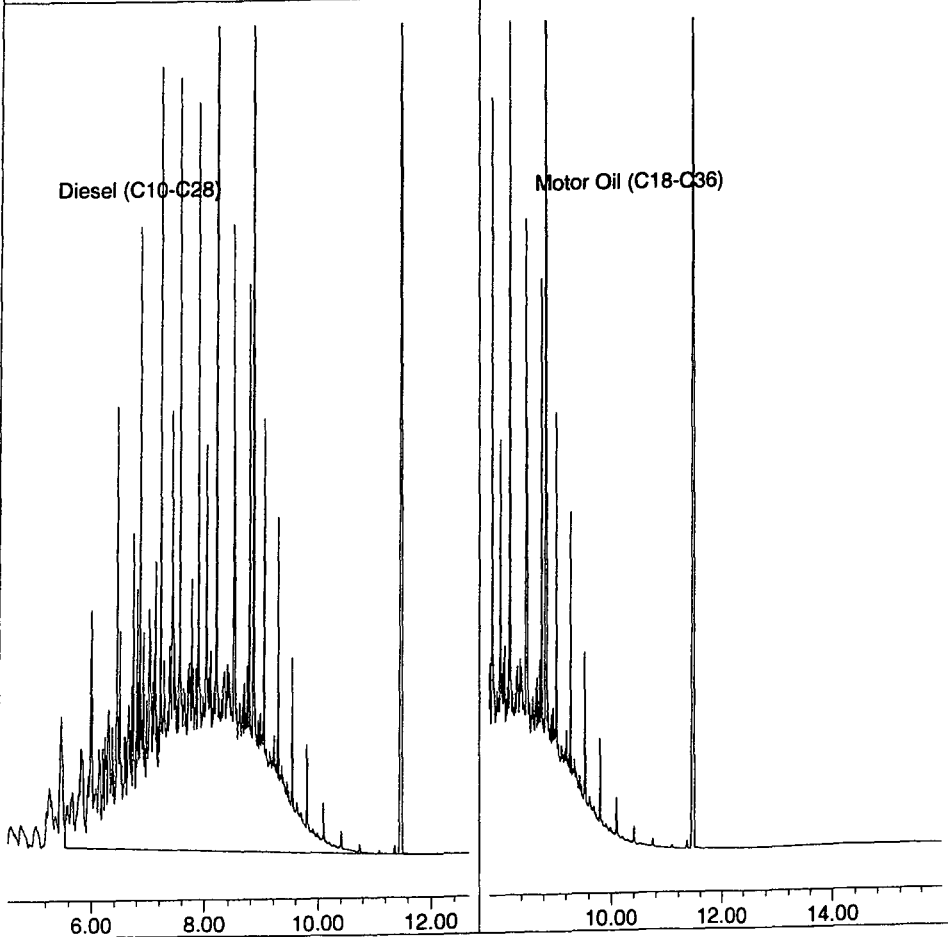
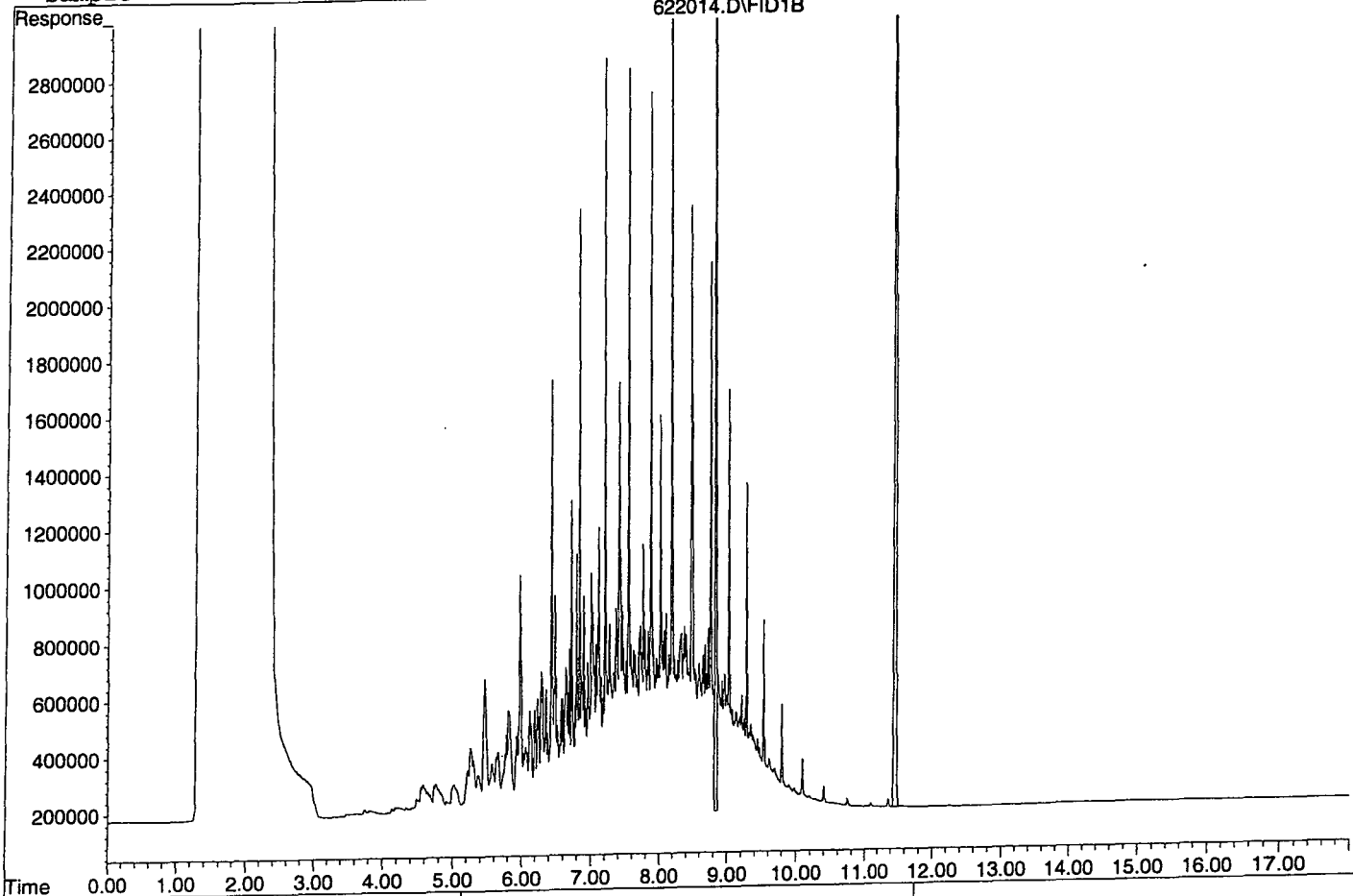
Volume Inj. : 2UL
 Signal Phase : DB-5
 Signal Info : FID02A

Compound	R.T.	Response	Conc Units
System Monitoring Compounds			
3) SA Not Used(S)	8.85	80954970	50.591 ppb
Surrogate Spike 30.000		Recovery =	168.64%
5) SA Not Used2(S)	11.48	71709415	60.228 ppb
Surrogate Spike 30.000		Recovery =	200.76%
Target Compounds			
1) HATM Diesel (C10-C28)	8.60	1080072891	987.252 ppb

Quantitation Report

Data File: G:\APOLLO\DATA\120622\622014.D
Sample : DIESEL 1000/1000

622014.D\FID1B



TPH Extractables
TPH622

Form 7
Second Source

Lab Name: APPL, Inc.
Case No: _____
Matrix: _____

SDG No: 68284
Date Analyzed: 06/22/12
Instrument: Apollo
Initial Cal. Date: 06/22/12
Data File: 622015.D

	Compound	MEAN	CCRF	%D	%Drift
1	HATM Diesel (C10-C28)	549491	516614	6.0	HATM
2					
3					
4					
5					
6					
7					
8					
9					
10					
11					
12					
13					
14					
15					
16					
17					
18					
19					
20					
21					
22					
23					
24					
25					
26					
27					
28					
29					
30					
31					
32					
33					
34					
35					
36					
37					
38					
39					
40	Average			6.0	

Data File : G:\APOLLO\DATA\120622\622015.D Vial: 15
 Acq On : 6-22-12 22:47:20 Operator: LAC
 Sample : DIESEL 2ND SRC 6/22/12 Inst : Apollo
 Misc : Mix(A) Multiplr: 1.00
 IntFile : events.e
 Quant Time: Jun 25 9:28 2012 Quant Results File: TPH0622.RES

Method : G:\APOLLO\DATA\120622\TPH0622.M (Chemstation Integrator)
 Title : Diesel
 Last Update : Mon Jun 25 09:48:29 2012
 Response via : Multiple Level Calibration

Volume Inj. : 2UL
 Signal Phase : DB-5
 Signal Info : FID02A

Compound	R.T.	Response	Conc Units
----------	------	----------	------------

System Monitoring Compounds

Target Compounds

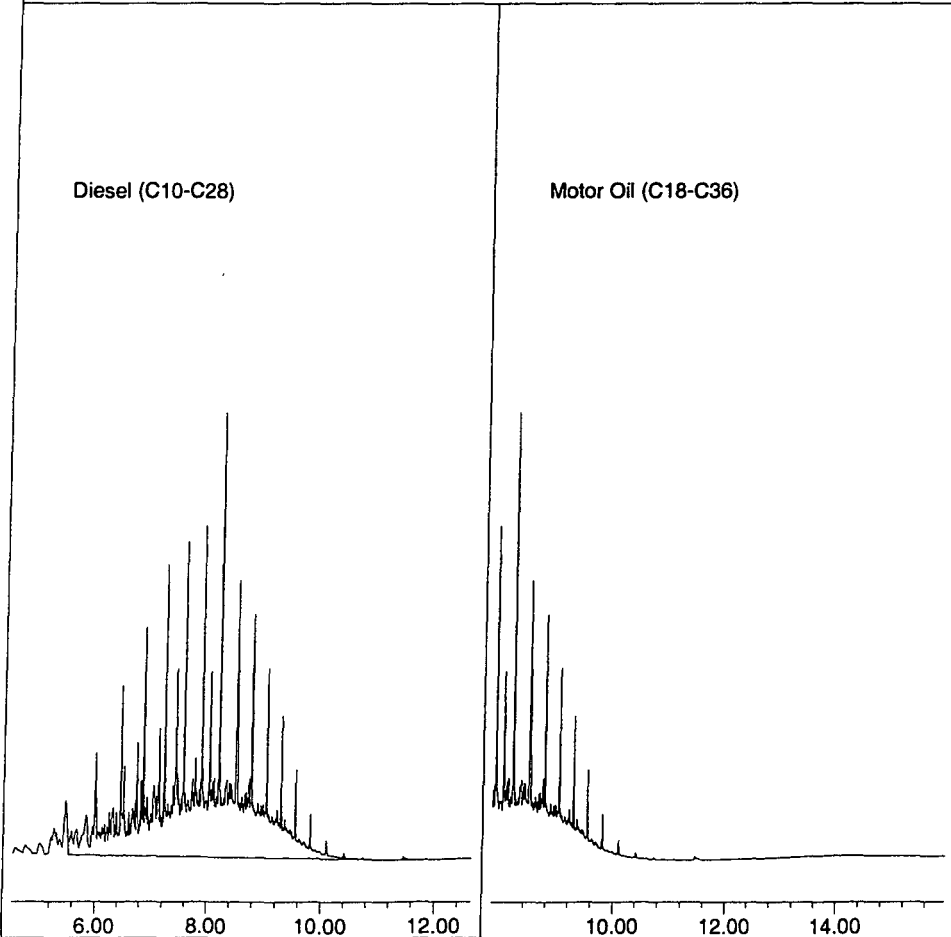
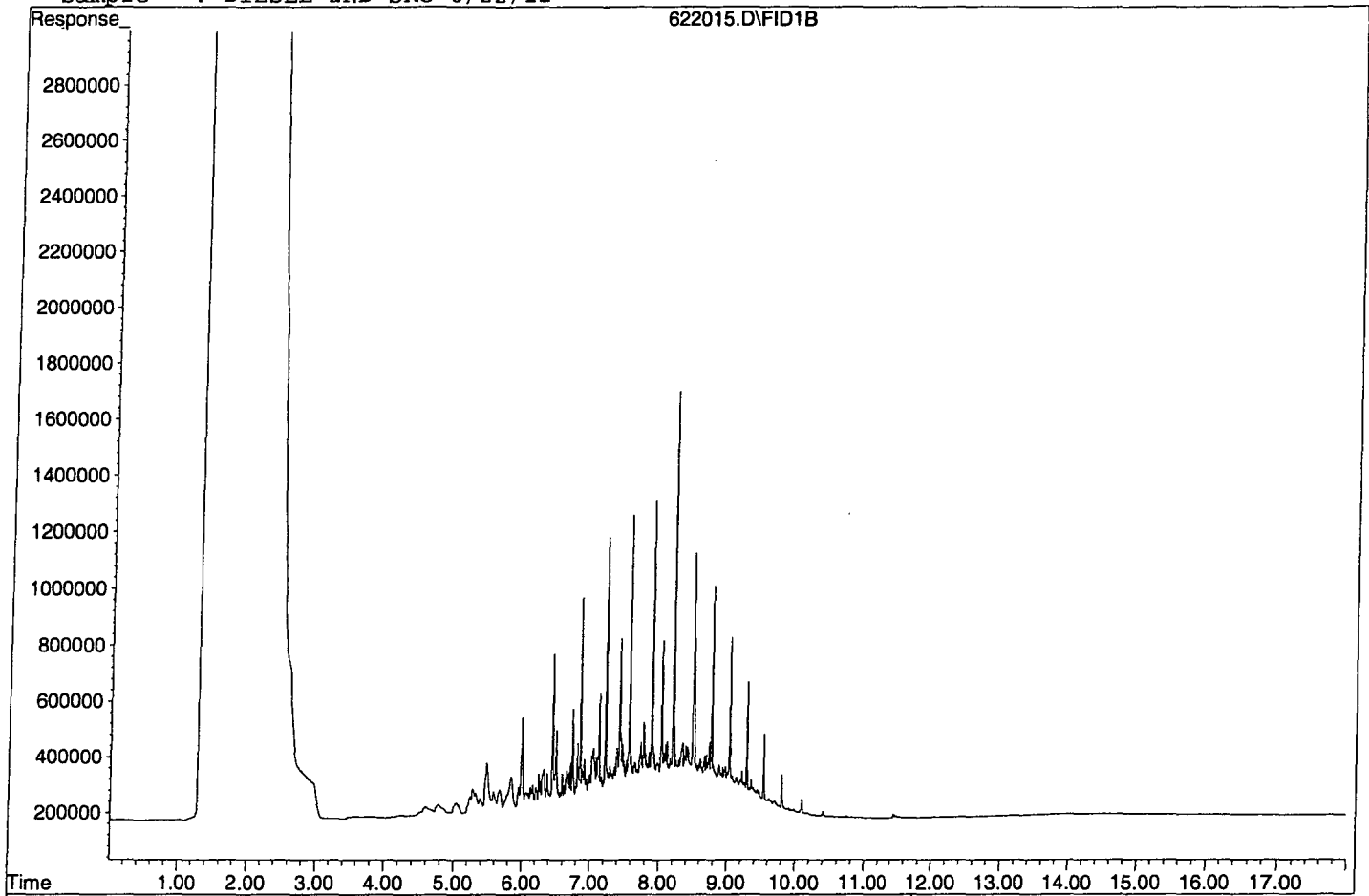
1) HATM Diesel (C10-C28)	8.60	413291584	376.067 ppb
--------------------------	------	-----------	-------------

Quantitation Report

Data File: G:\APOLLO\DATA\120622\622015.D

Sample : DIESEL 2ND SRC 6/22/12

622015.D\FID1B



TPH Extractables
TPH0719

Form 7

Continuing Calibration

Lab Name: APPL, Inc.
Case No: _____
Matrix: _____

SDG No: 68284
Date Analyzed: 07/31/12
Instrument: Apollo
Initial Cal. Date: 07/31/12
Data File: 731032.D, 033.d

		Compound	MEAN	CCRF	%D	%Drift
1	HATM	Diesel (C10-C28)	549491	522051	5.0	HATM
2	HBTM	Motor Oil (C18-C36)	432503	356513	18	HBTM
3						
4						
5						
6						
7						
8						
9						
10						
11						
12						
13						
14						
15						
16						
17						
18						
19						
20						
21						
22						
23						
24						
25						
26						
27						
28						
29						
30						
31						
32						
33						
34						
35						
36						
37						
38						
39						
40		Average			11.5	

Data File : G:\APOLLO\DATA\120731\731032.D Vial: 32
 Acq On : 7-31-12 22:20:07 Operator: LAC
 Sample : DIESEL 400ppm 7/30/12 Inst : Apollo
 Misc : Mix(A) Multiplr: 1.00
 IntFile : events.e
 Quant Time: Aug 2 17:35 2012 Quant Results File: TPH0719.RES

Method : G:\APOLLO\DATA\120731\TPH0719.M (Chemstation Integrator)
 Title : Diesel
 Last Update : Thu Aug 02 17:43:25 2012
 Response via : Multiple Level Calibration

Volume Inj. : 2UL
 Signal Phase : DB-5
 Signal Info : FID02A

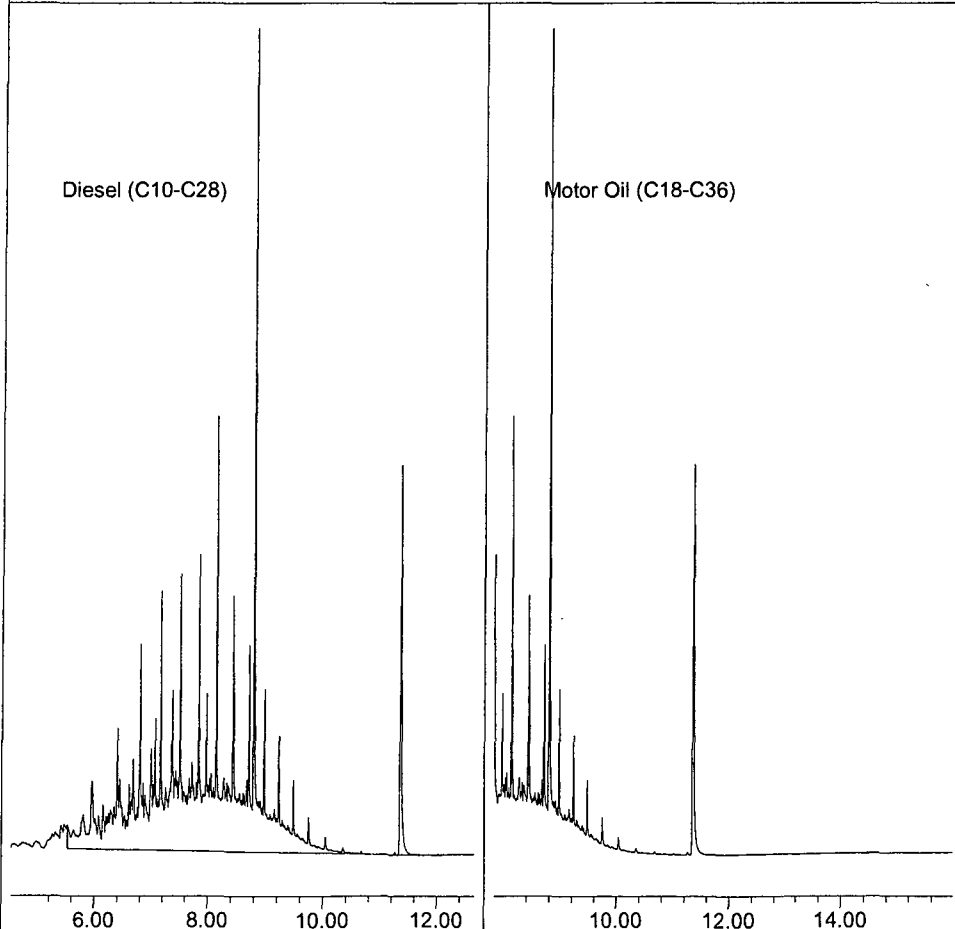
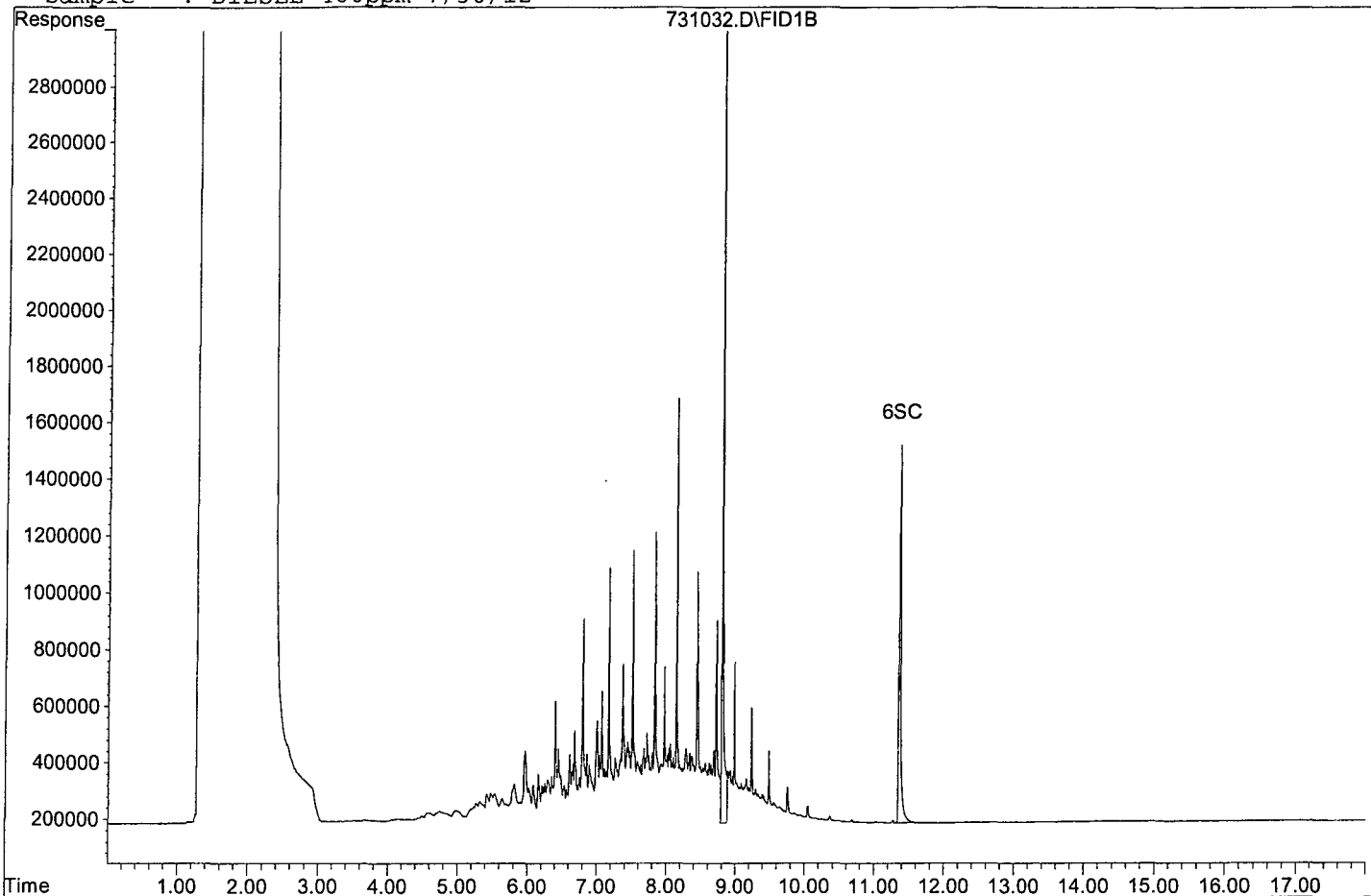
Compound	R.T.	Response	Conc Units

System Monitoring Compounds			
4) SC Ortho-Terphenyl(S)	8.80	36556809	25.940 ppb
Surrogate Spike 30.000		Recovery =	86.47%
6) SC Octacosane(S)	11.36	23773019	15.773 ppb
Surrogate Spike 30.000		Recovery =	52.58%
Target Compounds			
1) HATM Diesel (C10-C28)	8.60	417641191	380.025 ppb

Quantitation Report

Data File: G:\APOLLO\DATA\120731\731032.D

Sample : DIESEL 400ppm 7/30/12



TPH Extractables
TPH0719

Form 7

Continuing Calibration

Lab Name: APPL, Inc.
Case No: _____
Matrix: Water

SDG No: 68284
Date Analyzed: 08/01/12
Instrument: Apollo
Initial Cal. Date: 07/31/12
Data File: 731047.D, 048.d

		Compound	MEAN	CCRF	%D	%Drift
1	HATM	Diesel (C10-C28)	549491	522769	4.9	HATM
2	HBTM	Motor Oil (C18-C36)	432503	396846	8.2	HBTM
3						
4						
5						
6						
7						
8						
9						
10						
11						
12						
13						
14						
15						
16						
17						
18						
19						
20						
21						
22						
23						
24						
25						
26						
27						
28						
29						
30						
31						
32						
33						
34						
35						
36						
37						
38						
39						
40						

Average

6.6

Data File : G:\APOLLO\DATA\120731\731047.D Vial: 47
 Acq On : 8-1-12 4:24:28 Operator: LAC
 Sample : DIESEL 400ppm 7/31/12 Inst : Apollo
 Misc : Water Multiplr: 1.00
 IntFile : events.e
 Quant Time: Aug 2 17:36 2012 Quant Results File: TPH0719.RES

Method : G:\APOLLO\DATA\120731\TPH0719.M (Chemstation Integrator)
 Title : Diesel
 Last Update : Thu Aug 02 17:43:25 2012
 Response via : Multiple Level Calibration

Volume Inj. : 2UL
 Signal Phase : DB-5
 Signal Info : FID02A

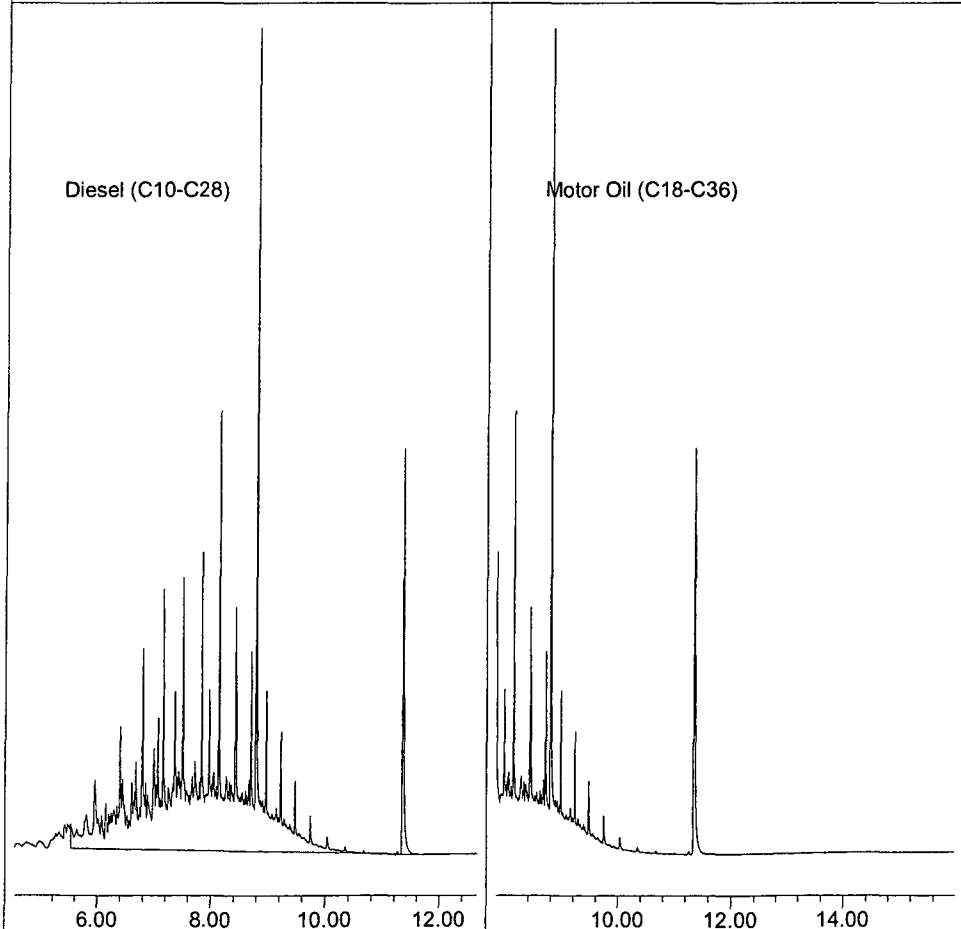
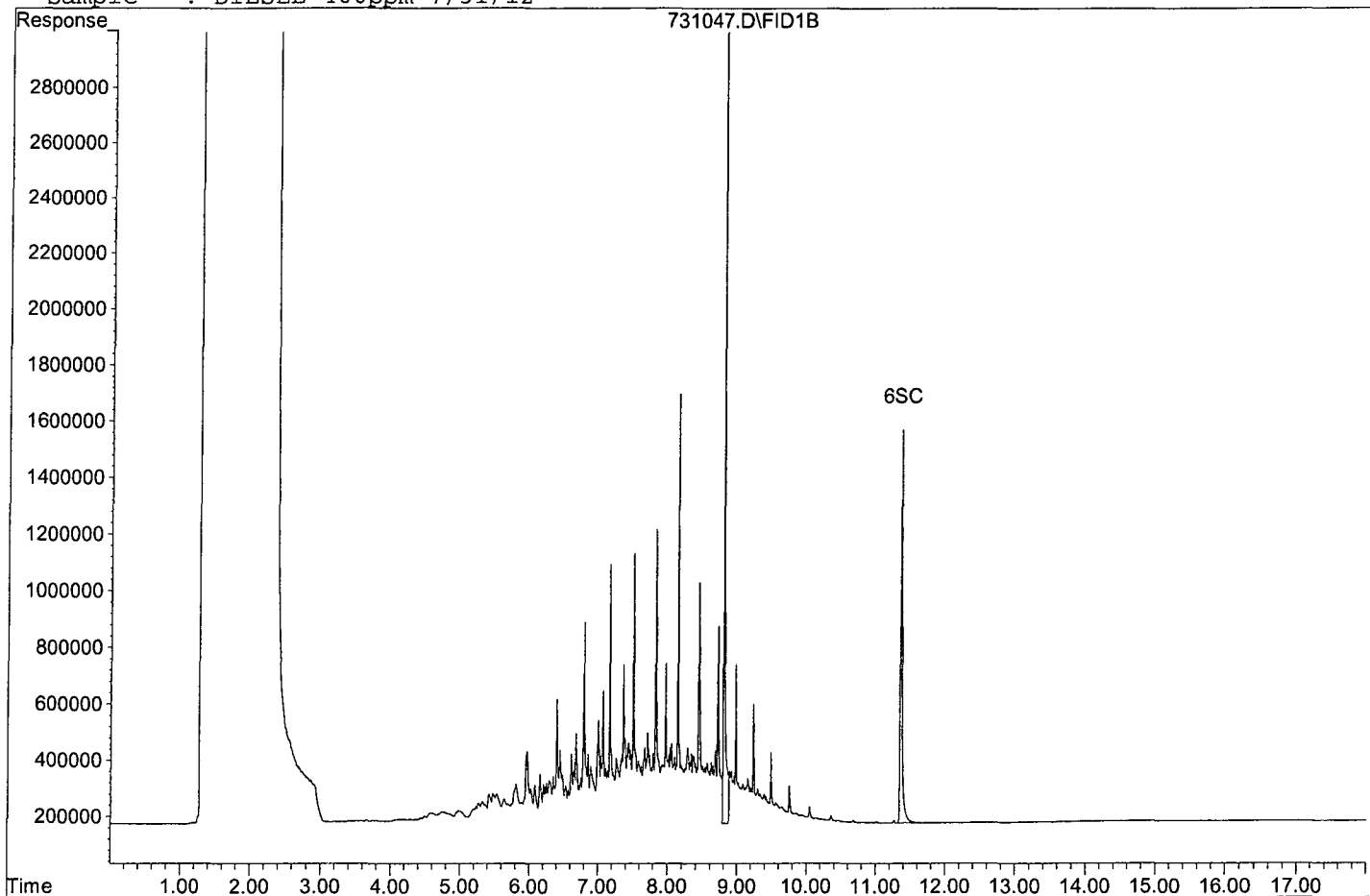
Compound	R.T.	Response	Conc Units

System Monitoring Compounds			
4) SC Ortho-Terphenyl(S)	8.80	36659238	26.013 ppb
Surrogate Spike 30.000		Recovery =	86.71%
6) SC Octacosane(S)	11.36	24520491	16.269 ppb
Surrogate Spike 30.000		Recovery =	54.23%
Target Compounds			
1) HATM Diesel (C10-C28)	8.60	418214967	380.547 ppb

Quantitation Report

Data File: G:\APOLLO\DATA\120731\731047.D

Sample : DIESEL 400ppm 7/31/12



TPH Extractables
TPH0719

Form 7

Continuing Calibration

Lab Name: APPL, Inc.
Case No: _____
Matrix: Water

SDG No: 68284
Date Analyzed: 08/01/12
Instrument: Apollo
Initial Cal. Date: 07/31/12
Data File: 731059.D, 060.d

		Compound	MEAN	CCRF	%D	%Drift
1	HATM	Diesel (C10-C28)	549491	519526	5.5	HATM
2	HBTM	Motor Oil (C18-C36)	432503	372831	14	HBTM
3						
4						
5						
6						
7						
8						
9						
10						
11						
12						
13						
14						
15						
16						
17						
18						
19						
20						
21						
22						
23						
24						
25						
26						
27						
28						
29						
30						
31						
32						
33						
34						
35						
36						
37						
38						
39						
40						

Average

9.8

Data File : G:\APOLLO\DATA\120731\731059.D Vial: 59
 Acq On : 8-1-12 9:14:22 Operator: LAC
 Sample : DIESEL 400ppm 7/31/12 Inst : Apollo
 Misc : Water Multiplr: 1.00
 IntFile : events.e
 Quant Time: Aug 2 17:38 2012 Quant Results File: TPH0719.RES

Method : G:\APOLLO\DATA\120731\TPH0719.M (Chemstation Integrator)
 Title : Diesel
 Last Update : Thu Aug 02 17:43:25 2012
 Response via : Multiple Level Calibration

Volume Inj. : 2UL
 Signal Phase : DB-5
 Signal Info : FID02A

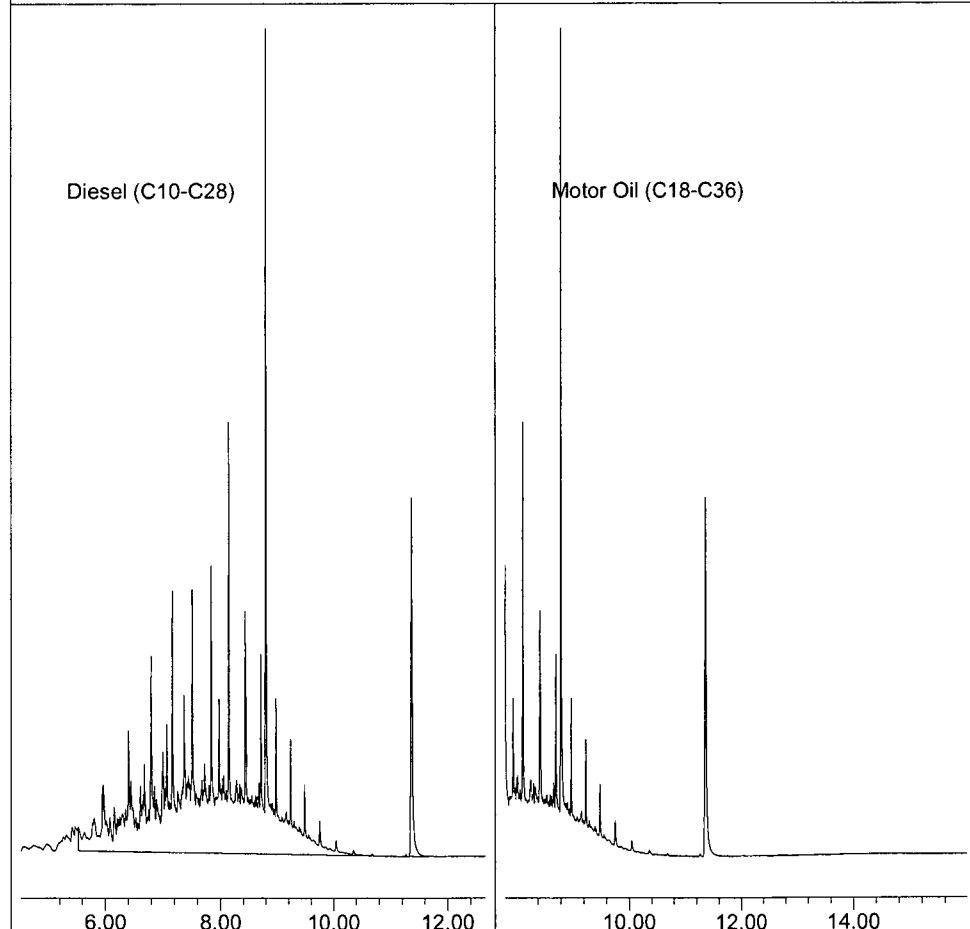
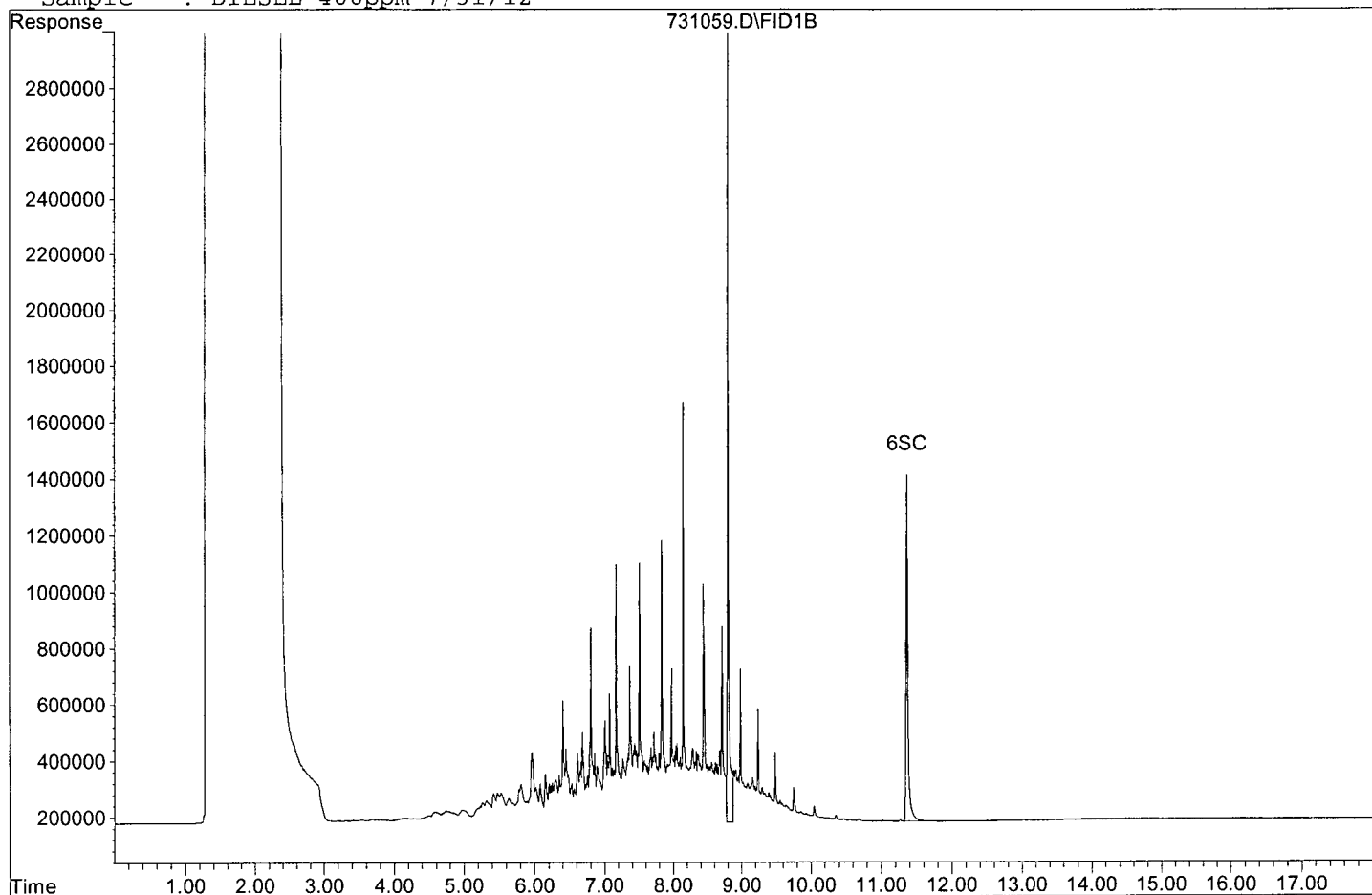
Compound	R.T.	Response	Conc Units

System Monitoring Compounds			
4) SC Ortho-Terphenyl(S)	8.80	36220827	25.701 ppb
Surrogate Spike 30.000		Recovery =	85.67%
6) SC Octacosane(S)	11.36	22677011	15.046 ppb
Surrogate Spike 30.000		Recovery =	50.15%
Target Compounds			
1) HATM Diesel (C10-C28)	8.60	415621168	378.187 ppb

Quantitation Report

Data File: G:\APOLLO\DATA\120731\731059.D

Sample : DIESEL 400ppm 7/31/12



EPA 8015B
Total Petroleum Hydrocarbons -
Raw Data

Method Blank
TPH Diesel Water

Blank Name/QCG: **120726W-65167 - 169638**
Batch ID: #TPETD-120726A

APPL Inc.
908 North Temperance Avenue
Clovis, CA 93611

Sample Type	Analyte	Result	LOQ	LOD	DL	Units	Extraction Date	Analysis Date
BLANK	DIESEL FUEL	80.8 U	150	80.8	40.4	ug/L	07/26/12	08/01/12
BLANK	SURROGATE: OCTACOSANE (S)	64.4	28-142			%	07/26/12	08/01/12
BLANK	SURROGATE: ORTHO-TERPHEN	78.3	57-132			%	07/26/12	08/01/12

Quant Method: TPH0719.M
Run #: 731039
Instrument: Apollo
Sequence: 120731
Initials: SD

Printed: 08/02/12 5:54:46 PM
GC SC-Blank-REG MDLs

Data File : G:\APOLLO\DATA\120731\731039.D Vial: 39
 Acq On : 8-1-12 1:11:25 Operator: LAC
 Sample : 120726A BLK 5/1000 Inst : Apollo
 Misc : Water Multiplr: 4.76
 IntFile : events.e
 Quant Time: Aug 2 17:45 2012 Quant Results File: TPH0719.RES

Method : G:\APOLLO\DATA\120731\TPH0719.M (Chemstation Integrator)
 Title : Diesel
 Last Update : Thu Aug 02 17:43:25 2012
 Response via : Multiple Level Calibration

Volume Inj. : 2UL
 Signal Phase : DB-5
 Signal Info : FID02A

Compound	R.T.	Response	Conc Units

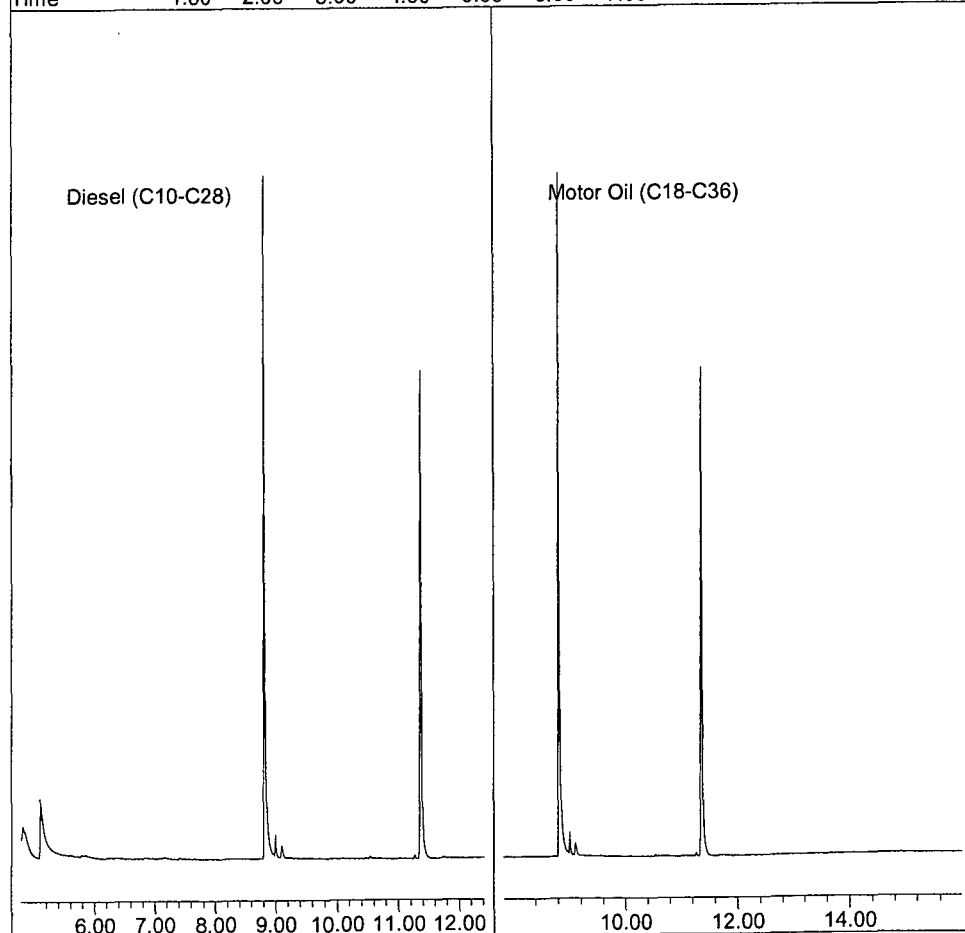
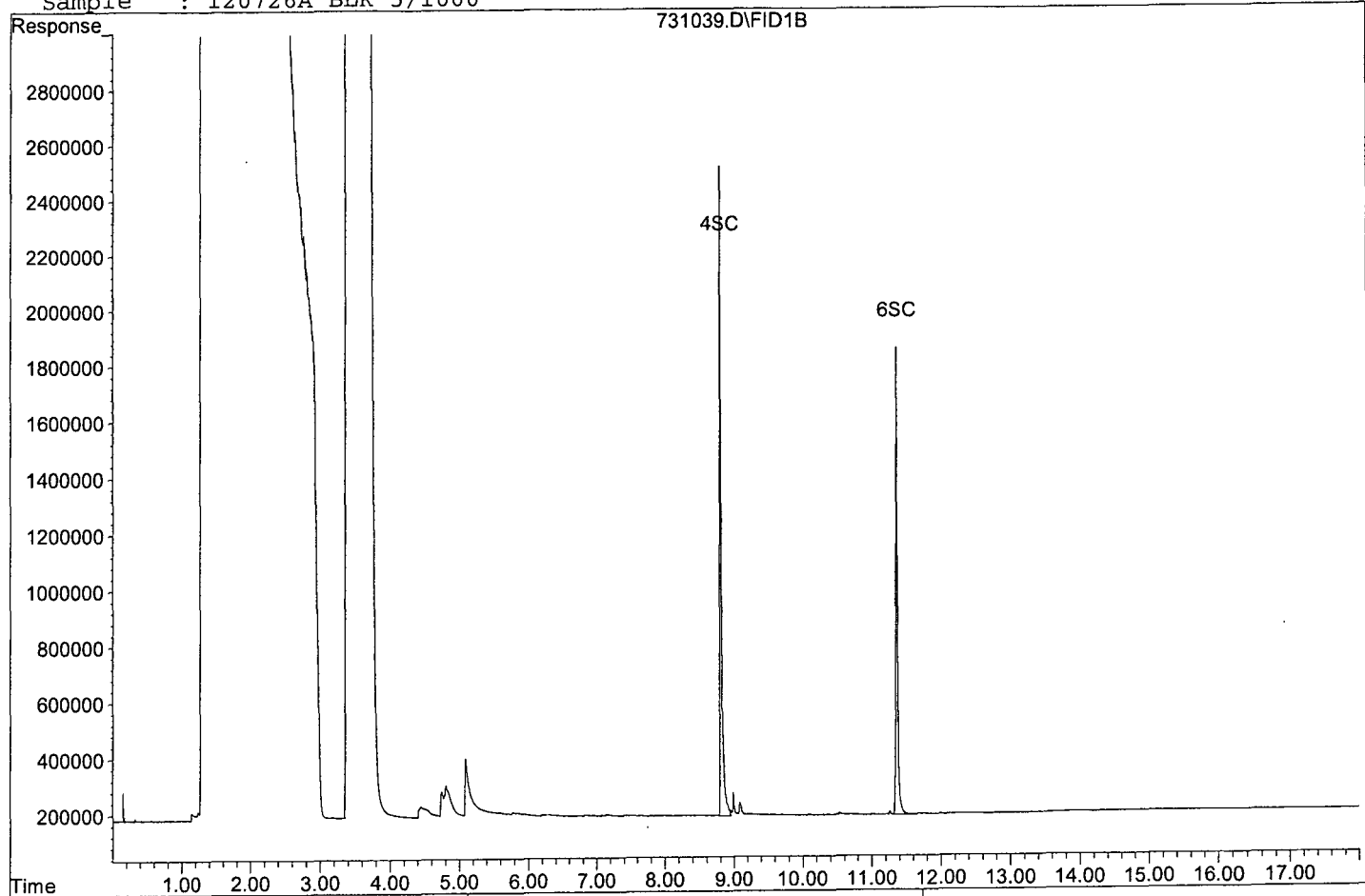
System Monitoring Compounds			
4) SC Ortho-Terphenyl(S)	8.80	33091847	111.815 ppb
Surrogate Spike 142.857		Recovery =	78.27%
6) SC Octacosane(S)	11.36	29130667	92.039 ppb
Surrogate Spike 142.857		Recovery =	64.43%

Target Compounds

Quantitation Report

Data File: G:\APOLLO\DATA\120731\731039.D

Sample : 120726A BLK 5/1000



Laboratory Control Spike Recovery

TPH Diesel Water

APPL ID: 120726W-65167 LCS - 169638

Batch ID: #TPETD-120726A

APPL Inc.

908 North Temperance Avenue

Clovis, CA 93611

Compound Name	Spike Level ug/L	SPK Result ug/L	SPK % Recovery	Recovery Limits
DIESEL FUEL	2000	1370	68.5	61-143
SURROGATE: OCTACOSANE (S)	150	89.1	59.4	28-142
SURROGATE: ORTHO-TERPHENYL (S)	150	134	89.3	57-132

Comments: _____

Primary	SPK
Quant Method :	TPH0719.M
Extraction Date :	07/26/12
Analysis Date :	08/01/12
Instrument :	Apollo
Run :	731040
Initials :	SD

Printed: 08/02/12 5:55:00 PM

APPL Standard LCS

Data File : G:\APOLLO\DATA\120731\731040.D Vial: 40
 Acq On : 8-1-12 1:35:46 Operator: LAC
 Sample : 120726A LCS-1 5/1000 Inst : Apollo
 Misc : Water Multiplr: 4.76
 IntFile : events.e
 Quant Time: Aug 2 17:45 2012 Quant Results File: TPH0719.RES

Method : G:\APOLLO\DATA\120731\TPH0719.M (Chemstation Integrator)
 Title : Diesel
 Last Update : Thu Aug 02 17:43:25 2012
 Response via : Multiple Level Calibration

Volume Inj. : 2UL
 Signal Phase : DB-5
 Signal Info : FID02A

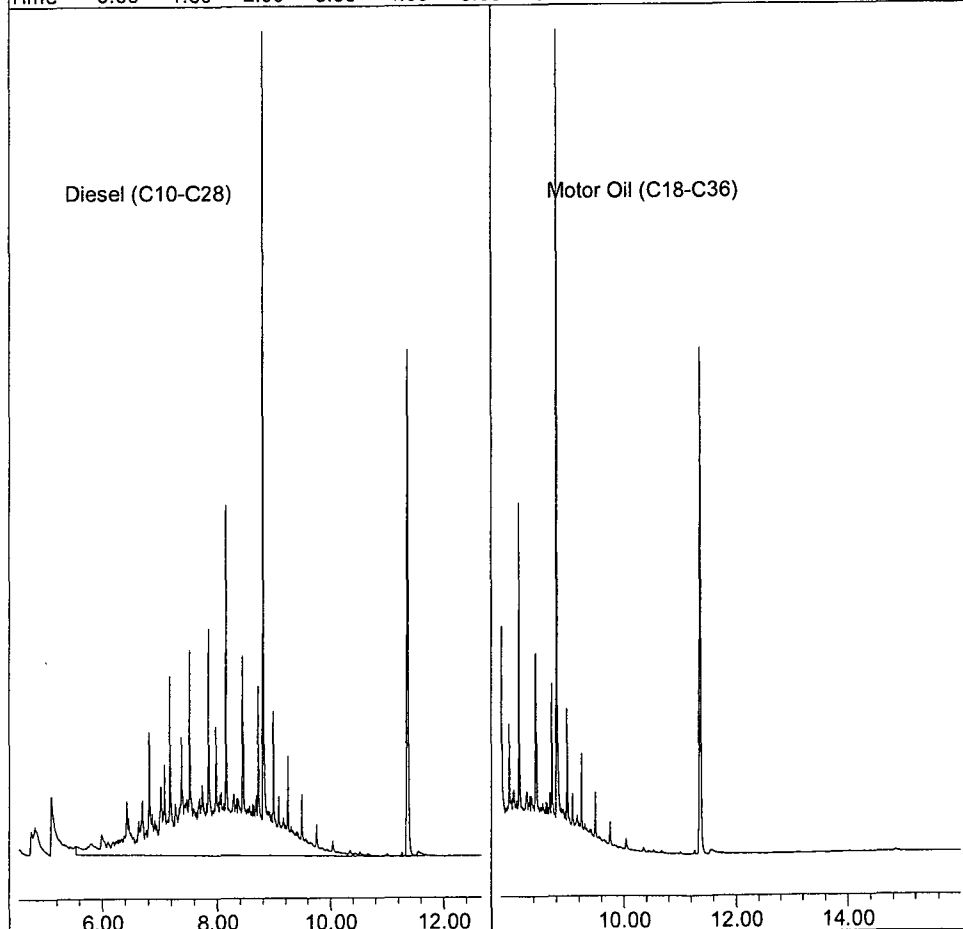
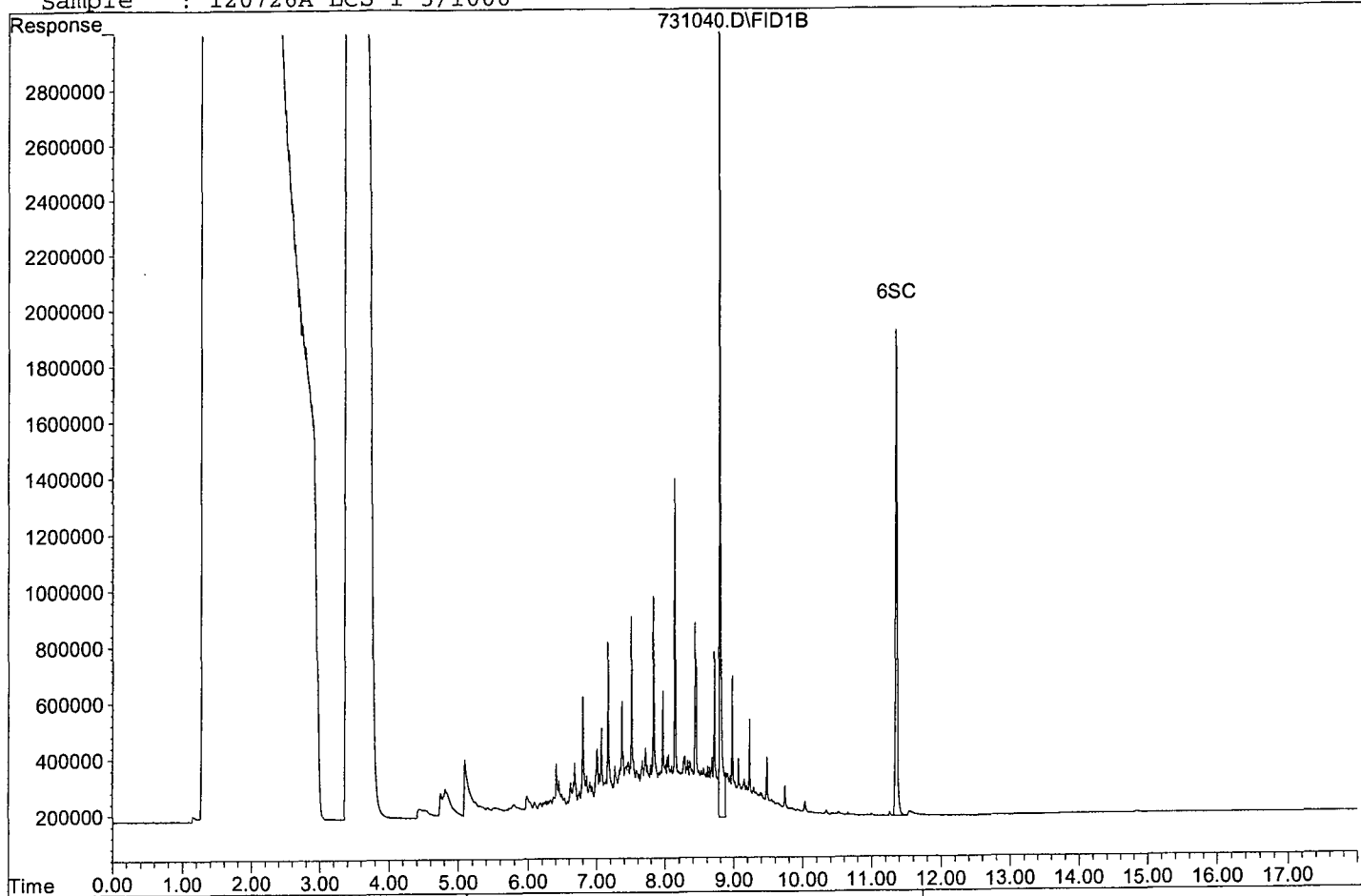
Compound	R.T.	Response	Conc Units

System Monitoring Compounds			
4) SC Ortho-Terphenyl(S)	8.80	39608240	133.833 ppb
Surrogate Spike 142.857		Recovery =	93.68%
6) SC Octacosane(S)	11.36	28208107	89.124 ppb
Surrogate Spike 142.857		Recovery =	62.39%
Target Compounds			
1) HATM Diesel (C10-C28)	8.60	315722567	1368.028 ppb

Quantitation Report

Data File: G:\APOLLO\DATA\120731\731040.D

Sample : 120726A LCS-1 5/1000



STANDARD

CONC DATE ALIQUOT VOLUME CONC LOT# INITIALS

INITIAL SOURCE FINAL FINAL SOLVENT 005
CONC DATE ALIQUOT VOLUME CONC LOT# INITIALS

PCB Soil Spike

AR1016 1,000 mg/L 02SI 1250 mL 25mL 50% Acetone CM

AR1260 Aroclor 1016 + 1260 Solution, 1,000 mg/L, 1 ml #022910B 6-21-12

130011-03
Lot # 163759 Storage Ambient Expiry 9/14/13
Solvent: Hexane
Aroclor 1016 + 1260
Lot #: 163759 - 29969
Rec: 11/10/11 MFR exp. 09/14/13
CM 6-21-12

AVD LOT: 163759-29971
16355 op. 2-4-12
CA
6-21-12 ex. 2-4-13

OCL Soil Surrogate

DECA 5,000 mg/L 02SI 1mL 250mL 20% Acetone CM

DBC

TCMX

Pesticide Surrogate Solution, 5,000 mg/L, 1 ml
Cat. No: 130070-02 Exp: 12/19/2012
Lot No: 154164 Storage: <= Ambient
Pesticide Surr. Soln, 5000mg/L Solvent: Tol.:Hex. 1:1
Lot #: 154164 - 29418 ption For Research Use Only
Rec: 8/26/11 MFR exp. 12/19/12 Opened: 6-21-12
CM 6-21-12 ex. 6-21-13

#022910B 6-21-12
ex. 9-21-12

DIESEL CAL STD.

STD.	INITIAL CONC.	SOURCE DATE	ALIQUOT	FINAL VOL	FINAL CONC.	SOLVENT / LOT#
DIESEL FUEL #2	50,000 ug/mL	O2SI CAT#011598-03 LOT#183767-30909 OP:6/22/12 EXP:6/22/13	1mL	50mL	1000ug/mL	MC LOT# 51306
O-TERPHENYL OCTACOSANE	600 ug/mL	O2SI CAT#110316-05 LOT#183766-30661 OP:3/5/12EXP:3/5/13	4160 µL		50ug/mL	

CM
6-22-12
ex. 12-22-12

Diesel Fuel #2 Composite,
50,000 mg/L, 1 ml
011598-03
Lot# 183761 Storage <= -10 Degrees C Expiry 2/1/16
Solvent: Methylene Chloride

Diesel Fuel #2 Composite sp. 6-22-12
Lot #: 183767 - 30909 ex. 6-22-13
Rec: 5/30/12 MFR exp. 02/11/16 CM
CM 6-22-12

DIESEL SECOND SOURCE

STANDARD	INITIAL CONC.	SOURCE DATE	ALIQUOT	FINAL VOL	FINAL CONC.	SOLVENT / LOT#
DIESEL FUEL #2	50,000 ug/mL	O2SI CAT#011598-03 LOT#167769-29398 OP:6/22/12 EXP:6/22/13	200uL	10mL	1000ug/mL	MC #51306

CM
6-22-12
ex. 12-22-12

CM 6-22-12

006
STANDARD

INITIAL SOURCE FINAL FINAL SOL. ENV. DATE /
CONC DATE ALIQUOT VOLUME CONC LOT# INITIALS

MOTOR OIL CAL STD						
STD.	INITIAL CONC.	SOURCE DATE	ALIQUOT	FINAL VOL	FINAL CONC.	SOLVENT / LOT#
MOTOR OIL	50,000 ug/mL		1mL	50mL	1000ug/mL	MC LOT# 51306

Motor Oil Composite, 50,000 mg/L, 1 ml
 116390-02
 Lot # 183768 Storage Expiry
 ≤ -10 Degrees C 1/8/15
 Solvent: Methylene Chloride
 Motor oil composite op. 6-22-12
 Lot #: 183768 - 30232 ca. 6-22-13 CM
 Rec: 1/10/12 MFR exp. 01/08/15
 CA-6-22-12

CM
6-22-12
ca. 12-22-12

THC SURR CAL STD						
STD.	INITIAL CONC.	SOURCE DATE	ALIQUOT	FINAL VOL	FINAL CONC.	SOLVENT LOT#
O-TERPHENYL OCTACOSANE	600 ug/mL	O2SI CAT#110316-05 LOT#183766-30661 OP:6/12/12 EXP:6/12/13	834 µL	10mL	50ug/mL	MC LOT# 51306

CM
6-22-12
ex. 12-22-12

TCH SURROGATE CURVE										
STD	[µg/mL]	LOT #	DATE	EXP. DATE	µL	µL	µL	µL	µL	µL
THC SURR	50		06/22/12	12/22/12	50	100	400	600	800	1000
MC		51306			950	900	600	400	200	NA
					Final VOL.	1000	1000	1,000	1000	1000

CM
6-22-12
ca. 12-22-12

DIESEL CURVE										
STD	[µg/mL]	LOT #	DATE	EXP. DATE	µL	µL	µL	µL	µL	µL
DIESEL	1000		06/22/12	12/22/12	10	100	400	600	800	1000
MC		51306			990	900	600	400	200	NA
					Final VOL.	1000	1000	1,000	1000	1000

MOTOR OIL CURVE										
STD	[µg/mL]	LOT #	DATE	EXP. DATE	µL	µL	µL	µL	µL	µL
MOTOR OIL	1000		06/22/12	12/22/12	50	100	400	600	800	1000
MC		51306			950	900	600	400	200	NA
					Final VOL.	1000	1000	1,000	1000	1000

DIESEL 2ND SOURCE						
STD	Init. Conc	Source	Aliquot	Final Vol.	Final Conc.	Solvent
DIESEL 2ND SRC	1000µg/ml	O2SI	400µL	1 mL	400 µg/mL	MC
	Prep:	06/22/12				51306
	Exp:	12/22/12				

CM 6-22-12

STANDARD	INITIAL CONC	SOURCE DATE	FINAL ALIQUOT	FINAL VOLUME	FINAL CONC	SOL. ENV. LOT#	DATE? INITIALS
			MOTOR OIL CCV 500ppm				
MOTOR OIL STD	2000 ^{ug/ml}	02SE M.O. STD prep. 7-19-12	250ul	1ml	500 ^{ug/ml}	MC # 51306	CAH 7-31-12 ex. 1-19-13
			DIESEL CCV 400ppm				
DIESEL STD	1000 ^{ug/ml}	Diesel STD prep. 6-22-12	400ul	1ml	400 ^{ug/ml}	MC # 51306	CAH 7-31-12 ex. 1-19-13

OCL
Second
Source

OCL Second Source					
Compounds	Conc in mix	Conc in stock	Aliquot	Source stock	Final Vol
a-BHC	.10 ug/mL	100 10 ug/mL	100 250 ul	OCL 2nd Src Stk	10 25 mL
b-BHC				Prep: 06/23/11	Hexane
d-BHC				Exp: 06/23/12	# 0019090
g-BHC				Prep: 7/30/12	082610B
aldrin				12/12/12	
heptachlor					LH 8/3/12
heptachlor-epoxide isomer B					
a-chlordane					
g-chlordane					
pp-DDD					
pp-DDE					
pp-DDT					
dieldrin					
endrin					
endrin aldehyde					
endrin ketone					
endosulfan I					
endosulfan II					
endosulfan sulfate					
methoxychlor					

LH
8/1/12
exp: 12/12/12

LH 8/1/12

LH 8/1/12

OCL
Curve

OCL CALIBRATION CURVE					
Compound	Conc. In Mix	Conc. Of Stock	Aliquot	stock source	Final Vol.
Various	1A: 0.0025 ug/ml	10 ug/ml	2.5 ul	OCL Stock	10 mL
Analytes	1 - 0.005 ug/ml	10 ug/ml	5 ul	prep: 2/13/12	10 mL
	2 - 0.050 ug/ml	10 ug/ml	250 ul	exp: 11/2/12	50 mL
	3 - 0.100 ug/ml	10 ug/ml	500 ul	Prep: 7/30/12	50 mL
	4 - 0.150 ug/ml	10 ug/ml	375 ul	7/30/12	25 mL
	5 - 0.200 ug/ml	10 ug/ml	200ul	LH 8/3/12	10 mL
	6 - 0.250 ug/ml	10 ug/ml	250 ul		10 mL
Solvent:	Hexane	Lot: 049744A	LH 8/3/12	Lvl 1	5 mL
				prep: 2/43/12	8/1/12
				exp: 8/43/12	2/1/13

LH
8/1/12
exp 2/1/13

LC/MS STANDARD PREP LOG# PK22

020
STANDARD

INITIAL SOURCE FINAL FINAL SOLVENT DATE
CONC DATE ALIQUOT VOLUME CONC LOT# INITIALS

AR 1248 CALIBRATION CURVE

AR1248 Prep: 3/26/12

Exp: 9/26/12

7/18/12
DAS

LEVELS ID	initial conc.	final conc. (ug/ml)	Aliquot (uL)	Solvent	Final Vol. Solvent (ml)
LEVEL 10	1ug/ml	0.010	10 µL		1.0
LEVEL 50		0.050	50 µL	HEXANE	1.0
LEVEL 100		0.100	100 µL	EM SCIENCE	1.0
LEVEL 250		0.250	250 µL	LOT #082612B	1.0
LEVEL 1000		1.000	1000 µL		1.0

Diesel Spike

Roche Diagnostics, not a human component. Made in the USA.
 Diesel Fuel #2 Composite,
 50,000 mg/L, 1 ml
 011598-03
 Lot# Storage Expiry
 183767 ≤ 10 Degrees C 2/1/16
 Solv: Methylene Chloride
 Diesel Fuel #2 Composite
 Lot #: 183767 - 30901
 Rec: 5/30/12 MFR exp. 02/11/16

DIESEL SPIKE

IPK
 OP: 7/18/12
 EK: 7/18/13

STANDARD

INITIAL CONC

SOURCE DATE

ALIQOT VOLUME

FINAL CONC

FINAL CONC

SOLVENT/ LOT#

DATE/ INITIALS

DATE / INITIALS

THC Surrogate (Gave to Extractions)

CM 7-6-12	O-Terphenyl	600 mg/L	025I	N/A	25ml	600 mg/mL	N/A	CM
2-22-12	OCTACOSANE		CAT: 110316-05					7-9-12
			LOT: 188683-30664 thru 668					ex. 7-9-12
			Op 7-9-12					
			ex. 7-9-13					

MSE002 Surrogate

ex. 7-28-12	13-DBP	100 mg/mL	1,3 DBP STK	35 ml	10 ml	Mettler	CM
			prep. 5-14-12			0.35 mg/ml	7-9-12
			ex. 5-14-13				ex. 10-9-12

OP FAMPUR CURVE						IA	1	2	3	4	5	6
PREP:	07/09/12	EXP:	07/28/12									
SUPPLIER	ID#	[µg/mL]	LOT #	DATE	EXP. DATE	µL	µL	µL	µL	µL	µL	µL
	OP/FAMPUR 5	5		07/09/12	07/28/12	2	10	50	200	500	700	1000
VWR	Hexane		082610B			998	990	950	800	500	300	NA
					Final VOL.	1000	1000	1000	1000	1000	1000	1000
OP 2ND SRC												
PREP:	07/09/12	5		DATE	EXP. DATE	500						
EXP:	09/23/12	Hexane Lot	082610B	05/11/12	09/23/12	1000						

CM 7-9-12

OPC CURVE						1	2	3	4	5	6
PREP DATE:	07/09/12										
EXP:	10/06/12										
SUPPLIER	ID#	[µg/mL]	LOT #	DATE	EXP. DATE	µL	µL	µL	µL	µL	µL
	OPC STD	5		06/19/12	10/06/12	10	50	200	500	700	1000
	Hexane		082610B			990	950	800	500	300	NA
					Final VOL.	1000	1000	1000	1000	1000	1000

CM 7-9-12

CM
7-6-12
ex. 7-20-12

CM
7-9-12
ex. 7-28-12

CM
7-9-12
ex. 10-6-12

Organic Extraction Worksheet

Method	THC Separatory Funnel Extraction 3510C	Extraction Set	120726A	Extraction Method	SEP011	Units	mL
Spiked ID 1	Diesel Ampule 183767-30901	Surrogate ID 1	THC Surrogate 183766-30665				
Spiked ID 2	Motor Oil Ampule 183768-30234	Surrogate ID 2					
Spiked ID 3		Surrogate ID 3					
Spiked ID 4		Surrogate ID 4					
Spiked ID 5		Surrogate ID 5					
Spiked ID 6		Sufficient Vol for Matrix QC:		YES			
Spiked ID 7		Ext. Start Time:		07/26/12 15:45			
Spiked ID 8		Ext. End Time:		07/27/12 10:36			
		GC Requires Extract By:		08/03/12 0:00			
		pH1		Water Bath Temp Criteria 78,76,80 °			
		pH2					
		pH3					

Spiked By: DL

Date 07/26/12

Witnessed By: JM

Date 07/26/12

Sample	Sample Container	Spike Amount	Spike ID	Surrogate Amount	Surrogate ID	Extract Amount	Final Volume	pH	Extract Date/Time	Comments
1	120726A Blk			0.250	1	1000	5	7	07/26/12 15:45	
					equip	E-WB7,78				
2	120726A LCS-1	0.040	1	0.250	1	1000	5	7	07/26/12 15:45	
					equip	E-WB7,78				
3	120726A LCS-2	0.040	2	0.250	1	1000	5	7	07/26/12 15:45	
					equip	E-WB7,78				
4	AY65166 AY65166W04			0.250	1	1040	5	7	07/26/12 15:45	68268-2 WEEK RUSH -- Amber Liter
					equip	E-WB7,78				
5	AY65167 MS-1 AY65167W14	0.040	1	0.250	1	1070	5	7	07/26/12 15:45	68268-2 WEEK RUSH -- Amber Liter
					equip	E-WB7,78				
6	AY65167 MSD-1 AY65167W12	0.040	1	0.250	1	1070	5	7	07/26/12 15:45	68268-2 WEEK RUSH -- Amber Liter
					equip	E-WB7,78				
7	AY65167 AY65167W11			0.250	1	1050	5	7	07/26/12 15:45	68268-2 WEEK RUSH -- Amber Liter
					equip	E-WB7,78				
8	AY65211 AY65211W02			0.250	1	1070	5	7	07/26/12 15:45	68281-2 WEEK RUSH -- Amber Liter
					equip	E-WB7,78				
9	AY65212 AY65212W02			0.250	1	1070	5	7	07/26/12 15:45	68281-2 WEEK RUSH -- Amber Liter
					equip	E-WB7,78				
10	AY65213 AY65213W02			0.250	1	1070	5	7	07/26/12 15:45	68281-2 WEEK RUSH -- Amber Liter
					equip	E-WB7,78				
11	AY65214 AY65214W02			0.250	1	1070	5	7	07/26/12 15:45	68281-2 WEEK RUSH -- Amber Liter
					equip	E-WB5,76				
12	AY65215 AY65215W02			0.250	1	1070	5	7	07/26/12 15:45	68281-2 WEEK RUSH -- Amber Liter
					equip	E-WB5,76				
13	AY65216 AY65216W05			0.250	1	1070	5	7	07/26/12 15:45	68283-2 WEEK RUSH -- Amber Liter
					equip	E-WB5,76				

Event and Lot#	
	EMD52104
2SO4	2351C512

Extraction COC Transfer	
Extraction lab employee Initials	DRA
GC analyst's initials	LH
Date	7/30/12
Time	1200
Refrigerator	Hobart

Technician's Initials	
Scanned By	JM
Sample Preparation	JM
Extraction	JM/GH
Concentration	IC
Modified	07/27/12 10:47:48 AM

Reviewed By: DRA

Date 07/27/12

Organic Extraction Worksheet

Method	THC Separatory Funnel Extraction 3510C	Extraction Set	120726A	Extraction Method	SEP011	Units	mL
Spiked ID 1	Diesel Ampule 183767-30901	Surrogate ID 1	THC Surrogate 183766-30665				
Spiked ID 2	Motor Oil Ampule 183768-30234	Surrogate ID 2					
Spiked ID 3		Surrogate ID 3					
Spiked ID 4		Surrogate ID 4					
Spiked ID 5		Surrogate ID 5					
Spiked ID 6		Sufficient Vol for Matrix QC:		YES			
Spiked ID 7		Ext. Start Time:		07/26/12 15:45			
Spiked ID 8		Ext. End Time:		07/27/12 10:36			
GC Requires Extract By:				08/03/12 0:00			
pH1				Water Bath Temp Criteria 78,76,80 °			
pH2							
pH3							

Spiked By: DL

Date 07/26/12

Witnessed By: JM

Date 07/26/12

Sample	Sample Container	Spike Amount	Spike ID	Surrogate Amount	Surrogate ID	Extract Amount	Final Volume	pH	Extract Date/Time	Comments
14	AY65217W04			0.250	1	1050	5	7	07/26/12 15:45	68283-2 WEEK RUSH -- Amber Liter
					equip	E-WB5,76				
15	AY65218W04			0.250	1	1070	5	7	07/26/12 15:45	68283-2 WEEK RUSH -- Amber Liter
					equip	E-WB6,80				
16	AY65220W07			0.250	1	1040	5	7	07/26/12 15:45	68284-2 WEEK RUSH -- Amber Liter
					equip	E-WB6,80				
17	AY65277W03			0.250	1	1070	5	7	07/26/12 15:45	68296-2 WEEK RUSH -- Amber Liter
					equip	E-WB6,80				
18	AY65278W03			0.250	1	1070	5	7	07/26/12 15:45	68296-2 WEEK RUSH -- Amber Liter
					equip	E-WB6,80				
19	AY65395W01			0.250	1	1070	5	7	07/26/12 15:45	68300 -- Amber Liter
					equip	E-WB5,76				
20	AY65399W01			0.250	1	1070	5	7	07/26/12 15:45	68300 -- Amber Liter
					equip	E-WB5,76				
21	AY65402W01			0.250	1	1070	5	7	07/26/12 15:45	68300 -- Amber Liter
					equip	E-WB5,76				
22	AY65416W01			0.250	1	1070	5	7	07/26/12 15:45	68300 -- Amber Liter
					equip	E-WB5,76				

DRA 7/27/12

Solvent and Lot#	
1C	EMD52104
1a2SO4	2351C512

Extraction COC Transfer	
Extraction lab employee Initials	DRA
GC analyst's initials	
Date	
Time	
Refrigerator	

	Technician's Initials
Scanned By	JM
Sample Preparation	JM
Extraction	JM/GH
Concentration	1C
Modified	07/27/12 10:47:48 AM

Reviewed By: DRA Date 07/27/12

Injection Log

Directory: G:\APOLLO\DATA\120622\

Line	Vial	FileName	Multiplier	SampleName	Misc Info	Injected
1	4	622004.D	1	TCH SURROGATE 100/1000	Mix(c)	6-22-12 18:22:29
2	5	622005.D	1	TCH SURROGATE 400/1000	Mix(c)	6-22-12 18:46:55
3	6	622006.D	1	TCH SURROGATE 600/1000	Mix(c)	6-22-12 19:10:46
4	7	622007.D	1	TCH SURROGATE 800/1000	Mix(c)	6-22-12 19:34:47
5	8	622008.D	1	TCH SURROGATE 1000/1000	Mix(c)	6-22-12 19:58:49
6	9	622009.D	1	DIESEL 10/1000 6/22/12	Mix(A)	6-22-12 20:22:56
7	10	622010.D	1	DIESEL 100/1000	Mix(A)	6-22-12 20:47:06
8	11	622011.D	1	DIESEL 400/1000	Mix(A)	6-22-12 21:11:13
9	12	622012.D	1	DIESEL 600/1000	Mix(A)	6-22-12 21:35:18
10	13	622013.D	1	DIESEL 800/1000	Mix(A)	6-22-12 21:59:20
11	14	622014.D	1	DIESEL 1000/1000	Mix(A)	6-22-12 22:23:21
12	15	622015.D	1	DIESEL 2ND SRC 6/22/12	Mix(A)	6-22-12 22:47:20
13	32	731032.D	1	DIESEL 400ppm 7/30/12	Mix(A)	7-31-12 22:20:07
14	39	731039.D	4.7619	120726A BLK 5/1000	Water	8-1-12 1:11:25
15	40	731040.D	4.7619	120726A LCS-1 5/1000	Water	8-1-12 1:35:46
16	47	731047.D	1	DIESEL 400ppm 7/31/12	Water	8-1-12 4:24:28
17	56	731056.D	4.7619	AY65220W07 5/1040	Water	8-1-12 8:02:08
18	59	731059.D	1	DIESEL 400ppm 7/31/12	Water	8-1-12 9:14:22

EPA METHOD 8260B
Volatile Organic Compounds

APPL, INC.

**EPA METHOD 8260B
Volatile Organic Compounds
QC Summary**

APPL, INC.

Method Blank
EPA 8260B VOCs + Gas Water

Blank Name/QCG: **120726W-65167 - 169444**
 Batch ID: #86RHB-120726AT

APPL Inc.
 908 North Temperance Avenue
 Clovis, CA 93611

Sample Type	Analyte	Result	LOQ	LOD	DL	Units	Extraction Date	Analysis Date
BLANK	1,1,1,2-TETRACHLOROETHANE	0.26 U	1.0	0.26	0.13	ug/L	07/26/12	07/26/12
BLANK	1,1,1-TRICHLOROETHANE	0.28 U	1.0	0.28	0.14	ug/L	07/26/12	07/26/12
BLANK	1,1,2,2-TETRACHLOROETHANE	0.20 U	1.0	0.20	0.10	ug/L	07/26/12	07/26/12
BLANK	1,1,2-TRICHLOROETHANE	0.40 U	1.0	0.40	0.20	ug/L	07/26/12	07/26/12
BLANK	1,1-DICHLOROETHANE	0.38 U	1.0	0.38	0.19	ug/L	07/26/12	07/26/12
BLANK	1,1-DICHLOROETHENE	0.60 U	1.0	0.60	0.30	ug/L	07/26/12	07/26/12
BLANK	1,2,3-TRICHLOROPROPANE	0.78 U	2.0	0.78	0.39	ug/L	07/26/12	07/26/12
BLANK	1,2,4-TRICHLOROBENZENE	0.42 U	1.0	0.42	0.21	ug/L	07/26/12	07/26/12
BLANK	1,2-DIBROMO-3-CHLOROPROPA	1.52 U	2.0	1.52	0.76	ug/L	07/26/12	07/26/12
BLANK	1,2-DIBROMOETHANE	0.40 U	1.0	0.40	0.20	ug/L	07/26/12	07/26/12
BLANK	1,2-DICHLOROBENZENE	0.34 U	1.0	0.34	0.17	ug/L	07/26/12	07/26/12
BLANK	1,2-DICHLOROETHANE	0.28 U	1.0	0.28	0.14	ug/L	07/26/12	07/26/12
BLANK	1,2-DICHLOROPROPANE	0.34 U	1.0	0.34	0.17	ug/L	07/26/12	07/26/12
BLANK	1,3-DICHLOROBENZENE	0.22 U	1.0	0.22	0.11	ug/L	07/26/12	07/26/12
BLANK	1,3-DICHLOROPROPENE, TOTAL	0.36 U	1.0	0.36	0.18	ug/L	07/26/12	07/26/12
BLANK	1,4-DICHLOROBENZENE	0.38 U	1.0	0.38	0.19	ug/L	07/26/12	07/26/12
BLANK	2-BUTANONE	1.20 U	10.0	1.20	0.60	ug/L	07/26/12	07/26/12
BLANK	4-METHYL-2-PENTANONE	3.80 U	10.0	3.80	1.90	ug/L	07/26/12	07/26/12
BLANK	ACETONE	1.90 U	10.0	1.90	0.95	ug/L	07/26/12	07/26/12
BLANK	BENZENE	0.32 U	1.0	0.32	0.16	ug/L	07/26/12	07/26/12
BLANK	BROMODICHLOROMETHANE	0.28 U	1.0	0.28	0.14	ug/L	07/26/12	07/26/12
BLANK	BROMOFORM	0.28 U	1.0	0.28	0.14	ug/L	07/26/12	07/26/12
BLANK	BROMOMETHANE	0.48 U	2.0	0.48	0.24	ug/L	07/26/12	07/26/12
BLANK	CARBON TETRACHLORIDE	0.20 U	1.0	0.20	0.10	ug/L	07/26/12	07/26/12
BLANK	CHLOROBENZENE	0.42 U	1.0	0.42	0.21	ug/L	07/26/12	07/26/12
BLANK	CHLORODIBROMOMETHANE	0.38 U	1.0	0.38	0.19	ug/L	07/26/12	07/26/12
BLANK	CHLOROETHANE	0.42 U	1.0	0.42	0.21	ug/L	07/26/12	07/26/12
BLANK	CHLOROFORM	0.14 U	1.0	0.14	0.07	ug/L	07/26/12	07/26/12
BLANK	CHLOROMETHANE	0.84 U	1.0	0.84	0.42	ug/L	07/26/12	07/26/12
BLANK	CIS-1,2-DICHLOROETHENE	0.32 U	1.0	0.32	0.16	ug/L	07/26/12	07/26/12
BLANK	ETHYLBENZENE	0.46 U	1.0	0.46	0.23	ug/L	07/26/12	07/26/12
BLANK	GASOLINE	12.12 U	20.0	12.12	6.06	ug/L	07/26/12	07/26/12
BLANK	HEXACHLOROBUTADIENE	0.38 U	1.0	0.38	0.19	ug/L	07/26/12	07/26/12
BLANK	METHYL TERT-BUTYL ETHER	0.52 U	1.0	0.52	0.26	ug/L	07/26/12	07/26/12

Quant Method: TALLW.M
 Run #: 0726T11
 Instrument: Thor
 Sequence: T120725
 Initials: ARS

Method Blank
EPA 8260B VOCs + Gas Water

Blank Name/QCG: **120726W-65167 - 169444**
Batch ID: #86RHB-120726AT

APPL Inc.
908 North Temperance Avenue
Clovis, CA 93611

Sample Type	Analyte	Result	LOQ	LOD	DL	Units	Extraction Date	Analysis Date
BLANK	METHYLENE CHLORIDE	0.70 U	5.0	0.70	0.35	ug/L	07/26/12	07/26/12
BLANK	STYRENE	0.50 U	1.0	0.50	0.25	ug/L	07/26/12	07/26/12
BLANK	TETRACHLOROETHENE	0.48 U	1.0	0.48	0.24	ug/L	07/26/12	07/26/12
BLANK	TOLUENE	0.34 U	1.0	0.34	0.17	ug/L	07/26/12	07/26/12
BLANK	TRANS-1,2-DICHLOROETHENE	0.38 U	1.0	0.38	0.19	ug/L	07/26/12	07/26/12
BLANK	TRICHLOROETHENE	0.32 U	1.0	0.32	0.16	ug/L	07/26/12	07/26/12
BLANK	VINYL CHLORIDE	0.46 U	1.0	0.46	0.23	ug/L	07/26/12	07/26/12
BLANK	XYLENES (TOTAL)	0.38 U	1.0	0.38	0.19	ug/L	07/26/12	07/26/12
BLANK	SURROGATE: 1,2-DICHLOROET	102	70-120			%	07/26/12	07/26/12
BLANK	SURROGATE: 4-BROMOFLUORO	101	75-120			%	07/26/12	07/26/12
BLANK	SURROGATE: DIBROMOFLUOR	102	85-115			%	07/26/12	07/26/12
BLANK	SURROGATE: TOLUENE-D8 (S)	101	85-120			%	07/26/12	07/26/12

Quant Method: TALLW.M
Run #: 0726T11
Instrument: Thor
Sequence: T120725
Initials: ARS

Printed: 07/31/12 10:06:15 AM
GC SC-Blank-REG MDLs

Surrogate Recovery

Lab Name: APPL, Inc.

SDG No: 68284

Case No: 68284

Date Analyzed: 07/26/12

Matrix: WATER

Instrument: Thor

APPL ID.	Client Sample No.	SURROGATE: 1,2-DICHLOROETHANE-D4 (S)			SURROGATE: 4-BROMOFLUOROBENZENE (S)		
		Limits	Result	Qualifier	Limits	Result	Qualifier
120726AT-LCS	Lab Control Spike	70-120	102		75-120	104	
120726AT-BLK	Blank	70-120	102		75-120	101	
AY65219	ES087-TRIP BLANK	70-120	102		75-120	98.7	
AY65220	ES088	70-120	100		75-120	100	

Comments: Batch: #86RHB-120726AT

Surrogate Recovery

Lab Name: APPL, Inc.

SDG No: 68284

Case No: 68284

Date Analyzed: 07/26/12

Matrix: WATER

Instrument: Thor

APPL ID.	Client Sample No.	SURROGATE: DIBROMOFLUOROMETHANE (S)			SURROGATE: TOLUENE-D8 (S)		
		Limits	Result	Qualifier	Limits	Result	Qualifier
120726AT-LCS	Lab Control Spike	85-115	102		85-120	99.6	
120726AT-BLK	Blank	85-115	102		85-120	101	
AY65219	ES087-TRIP BLANK	85-115	101		85-120	100	
AY65220	ES088	85-115	99.6		85-120	98.5	

Comments: Batch: #86RHB-120726AT

Laboratory Control Spike Recovery

EPA 8260B VOCs + Gas Water

APPL ID: 120726W-65167 LCS - 169444

Batch ID: #86RHB-120726AT

APPL Inc.

908 North Temperance Avenue

Clovis, CA 93611

Compound Name	Spike Level ug/L	SPK Result ug/L	SPK % Recovery	Recovery Limits
1,1,1,2-TETRACHLOROETHANE	10.00	10.3	103	80-130
1,1,1-TRICHLOROETHANE	10.00	9.87	98.7	65-130
1,1,2,2-TETRACHLOROETHANE	10.00	9.84	98.4	65-130
1,1,2-TRICHLOROETHANE	10.00	9.86	98.6	75-125
1,1-DICHLOROETHANE	10.00	10.4	104	70-135
1,1-DICHLOROETHENE	10.00	9.96	99.6	70-130
1,2,3-TRICHLOROPROPANE	10.00	10.3	103	75-125
1,2,4-TRICHLOROBENZENE	10.00	10.4	104	65-135
1,2-DIBROMO-3-CHLOROPROPANE	10.00	10.8	108	50-130
1,2-DIBROMOETHANE	10.00	9.82	98.2	70-130
1,2-DICHLOROBENZENE	10.00	9.95	99.5	70-120
1,2-DICHLOROETHANE	10.00	9.83	98.3	70-130
1,2-DICHLOROPROPANE	10.00	10.0	100	75-125
1,3-DICHLOROBENZENE	10.00	10.2	102	75-125
1,3-DICHLOROPROPENE, TOTAL	20.0	20.3	102	70-130
1,4-DICHLOROBENZENE	10.00	9.71	97.1	75-125
2-BUTANONE	10.00	9.66	96.6	30-150
4-METHYL-2-PENTANONE	10.00	9.27	92.7	60-135
ACETONE	10.00	10.9	109	40-140
BENZENE	10.00	9.55	95.5	80-120
BROMODICHLOROMETHANE	10.00	10.1	101	75-120
BROMOFORM	10.00	10.2	102	70-130
BROMOMETHANE	10.00	9.13	91.3	30-145
CARBON TETRACHLORIDE	10.00	10.3	103	65-140
CHLOROBENZENE	10.00	10.1	101	80-120
CHLORODIBROMOMETHANE	10.00	10.2	102	60-135
CHLOROETHANE	10.00	9.65	96.5	60-135
CHLOROFORM	10.00	9.96	99.6	65-135
CHLOROMETHANE	10.00	8.45	84.5	40-125
CIS-1,2-DICHLOROETHENE	10.00	10.3	103	70-125
ETHYLBENZENE	10.00	10.3	103	75-125

Comments: _____

<u>Primary</u>	<u>SPK</u>
Quant Method :	TALLW.M
Extraction Date :	07/26/12
Analysis Date :	07/26/12
Instrument :	Thor
Run :	0726T05
Initials :	ARS

Printed: 07/31/12 10:06:06 AM

APPL Standard LCS

Laboratory Control Spike Recovery

EPA 8260B VOCs + Gas Water

APPL ID: 120726W-65167 LCS - 169444

Batch ID: #86RHB-120726AT

APPL Inc.

908 North Temperance Avenue

Clovis, CA 93611

Compound Name	Spike Level ug/L	SPK Result ug/L	SPK % Recovery	Recovery Limits
GASOLINE	300	285	95.0	75-125
HEXACHLOROBUTADIENE	10.00	10.4	104	50-140
METHYL TERT-BUTYL ETHER	10.00	9.83	98.3	65-125
METHYLENE CHLORIDE	10.00	9.48	94.8	55-140
STYRENE	10.00	10.6	106	65-135
TETRACHLOROETHENE	10.00	10.3	103	45-150
TOLUENE	10.00	10.2	102	75-120
TRANS-1,2-DICHLOROETHENE	10.00	9.17	91.7	60-140
TRICHLOROETHENE	10.00	9.73	97.3	70-125
VINYL CHLORIDE	10.00	9.58	95.8	50-145
XYLENES (TOTAL)	30.0	31.5	105	80-120
SURROGATE: 1,2-DICHLOROETHANE-D	33.6	34.2	102	70-120
SURROGATE: 4-BROMOFLUOROBENZE	29.5	30.7	104	75-120
SURROGATE: DIBROMOFLUOROMETH	31.9	32.5	102	85-115
SURROGATE: TOLUENE-D8 (S)	37.3	37.2	99.6	85-120

Comments: _____

<u>Primary</u>	<u>SPK</u>
Quant Method :	TALLW.M
Extraction Date :	07/26/12
Analysis Date :	07/26/12
Instrument :	Thor
Run :	0726T05
Initials :	ARS

EPA 8260B

Form 4

Blank Summary

Lab Name: APPL, Inc.

SDG No: 68284

Case No: 68284

Date Analyzed: 07/26/12

Matrix: WATER

Instrument: Thor

Blank ID: 120726AT-BLK

Time Analyzed: 1400

APPL ID.	Client Sample No.	File ID.	Date Analyzed
120726AT-LCS	Lab Control Spike	0726T05	07/26/12 1113
120726AT-BLK	Blank	0726T11	07/26/12 1400
AY65219	ES087-TRIP BLANK	0726T13	07/26/12 1455
AY65220	ES088	0726T19	07/26/12 1741

Comments: Batch: #86RHB-120726AT

Form 5
Tune Summary

Lab Name: APPL Inc.

SDG No: 68284

Case No: 0726T01.D

Date Analyzed: 07/26/12

Matrix: Water

Instrument: Thor

ID: 5-ng BFB Std 07-16-12B

Time Analyzed: 9:22

Client Sample No.	APPL ID.	File ID.	Date Analyzed
1	10ug/L Vol Std 07-26	0726T04.D	07/26/12 10:46
2	Lab Control Spike	120726A LCS-1WT	0726T05.D
3	Blank	120726A BLK-1WT	0726T11.D
4	ES087-TRIP BLANK	AY65219W01	0726T13.D
5	ES088	AY65220W01	0726T19.D
6			
7			
8			
9			
10			
11			
12			
13			
14			
15			
16			
17			
18			
19			
20			
21			
22			

m/e

50 14.9 - 40% of mass 95	<u>17.9</u>
75 30 - 60% of mass 95	<u>47.7</u>
95 100 - 100% of mass 95	<u>100.0</u>
96 5 - 9% of mass 95	<u>7.2</u>
173 0 - 2% of mass 174	<u>0.4</u>
174 50 - 100.49% of mass 95	<u>97.3</u>
175 5 - 9% of mass 174	<u>7.9</u>
176 95 - 101.49% of mass 174	<u>97.8</u>
177 5 - 9% of mass 176	<u>6.8</u>

Form 5
Tune Summary

Lab Name: APPL Inc.
 Case No: 0726T01.D
 Matrix: Water
 ID: 5-ng BFB Std 07-16-12B

SDG No: 68284
 Date Analyzed: 07/26/12
 Instrument: Thor
 Time Analyzed: 9:22

Client Sample No.	APPL ID.	File ID.	Date Analyzed
1	CCV gas 300ug/L	0726T06.D	07/26/12 11:41
2	Lab Control Spike	LCS gas 300ug/L	0726T07.D
3	Blank	120726A BLK-1WT	0726T11.D
4	ES087-TRIP BLANK	AY65219W01	0726T13.D
5	ES088	AY65220W01	0726T19.D
6			
7			
8			
9			
10			
11			
12			
13			
14			
15			
16			
17			
18			
19			
20			
21			
22			

m/e

50 15 - 40% of mass 95	<u>17.9</u>
75 30 - 60% of mass 95	<u>47.7</u>
95 100 - 100% of mass 95	<u>100.0</u>
96 5 - 9% of mass 95	<u>7.2</u>
173 0 - 2% of mass 174	<u>0.4</u>
174 50 - 100% of mass 95	<u>97.3</u>
175 5 - 9% of mass 174	<u>7.9</u>
176 95 - 101% of mass 174	<u>97.8</u>
177 5 - 9% of mass 176	<u>6.8</u>

INTERNAL STANDARD AREA AND RT SUMMARY

Lab Name: APPL Inc. Contract: Review
 Lab Code: _____ SDG No.: 68284
 Lab File ID (Standard): 0719T10.D Date Analyzed: 07/19/12
 Instrument ID: Thor Time Analyzed: 13:20
 GC Column: _____ ID: _____ Heated Purge: (Y/N) _____

Fluorobenzene (IS) Chlorobenzene-D5 (IS) 1,4-Dichlorobenzene-D (IS)						
	AREA #	RT #	AREA #	RT #	AREA #	RT #
12 HOUR STD	461760	6.74	382656	9.88	222464	12.20
UPPER LIMIT	923520	7.24	765312	10.38	444928	12.70
LOWER LIMIT	230880	6.24	191328	9.38	111232	11.70
SAMPLE NO.						
01 120719A LCS-1WT (SS)	459584	6.73	371008	9.87	216768	12.20
02 10ug/L Vol Std 07-26-12	398336	6.73	321152	9.87	193728	12.20
03 120726A LCS-1WT	396608	6.73	324736	9.88	196096	12.20
04 120726A BLK-1WT	393664	6.73	315392	9.88	183424	12.20
05 AY65219W01	389888	6.73	314752	9.87	180608	12.20
06 AY65220W01	399808	6.73	323648	9.87	181888	12.20
07						
08						
09						
10						
11						
12						
13						
14						
15						
16						
17						
18						
19						
20						
21						
22						

AREA UPPER LIMIT = +100% of internal standard area.
 AREA LOWER LIMIT = -50% of internal standard area.
 RT UPPER LIMIT = +0.50 minutes of internal standard RT
 RT LOWER LIMIT = -0.50 minutes of internal standard RT

Column used to flag values outside QC limits with an asterisk.
 * Values outside of QC limits.

8A
INTERNAL STANDARD AREA AND RT SUMMARY

Lab Name: APPL Inc. Contract: Review
 Lab Code: _____ SDG No.: 68284
 Lab File ID (Standard): 0725T07.D Date Analyzed: 07/25/12
 Instrument ID: Thor Time Analyzed: 12:13
 GC Column: _____ ID: Heated Purge: (Y/N) _____

		Fluorobenzene (IS)		Chlorobenzene-D5 (IS)		1,4-Dichlorobenzene-D (IS)	
		AREA #	RT #	AREA #	RT #	AREA #	RT #
	12 HOUR STD	782981	6.73	897407	9.87	996199	12.20
	UPPER LIMIT	1565962	7.23	1794814	10.37	1992398	12.70
	LOWER LIMIT	391491	6.23	448704	9.37	498100	11.70
	SAMPLE NO.						
01	LCS gas 300ug/L (SS)	788179	6.73	879850	9.88	1024200	12.20
02	CCV gas 300ug/L	818998	6.73	915509	9.87	1060500	12.20
03	LCS gas 300ug/L	811874	6.72	928441	9.87	1044820	12.20
04	120726A BLK-1WT	814291	6.73	903930	9.88	1008830	12.20
05	AY65219W01	802827	6.73	908666	9.87	1000880	12.20
06	AY65220W01	825797	6.73	928980	9.87	1021250	12.20
07							
08							
09							
10							
11							
12							
13							
14							
15							
16							
17							
18							
19							
20							
21							
22							

AREA UPPER LIMIT = +100% of internal standard area.
 AREA LOWER LIMIT = -50% of internal standard area.
 RT UPPER LIMIT = +0.50 minutes of internal standard RT
 RT LOWER LIMIT = -0.50 minutes of internal standard RT

Column used to flag values outside QC limits with an asterisk.
 * Values outside of QC limits.

Manual Integration Summary

ARF: 68284

APPL ID	Client ID	Method	Analyte	Type	Comment
AY65219	Blank	EPA 8260B	GASOLINE	Blank	(M1) Integration does not follow baseline.
AY65219	LCS	EPA 8260B	GASOLINE	LCS	(M1) Integration does not follow baseline.
AY65219	ES087-TRIP BLANK	EPA 8260B	GASOLINE	Parent	(M1) Integration does not follow baseline.
AY65220	ES088	EPA 8260B	GASOLINE	Parent	(M1) Integration does not follow baseline.

**EPA METHOD 8260B
Volatile Organic Compounds
Sample Data**

APPL, INC.

EPA 8260B VOCs + Gas Water

Environet, Inc.
650 Iwilei Rd, #204
Honolulu, HI 96817

Attn: Max Solmssen

Project: LTM Red Hill /1022-024

Sample ID: ES087-TRIP BLANK

Sample Collection Date: 07/20/12

APPL Inc.
908 North Temperance Avenue
Clovis, CA 93611

ARF: 68284

APPL ID: AY65219

QCG: #86RHB-120726AT-169444

Method	Analyte	Result	LOQ	LOD	DL	Units	Extraction Date	Analysis Date
EPA 8260B	1,1,1,2-TETRACHLOROETHANE	0.26 U	1.0	0.26	0.13	ug/L	07/26/12	07/26/12
EPA 8260B	1,1,1-TRICHLOROETHANE	0.28 U	1.0	0.28	0.14	ug/L	07/26/12	07/26/12
EPA 8260B	1,1,2,2-TETRACHLOROETHANE	0.20 U	1.0	0.20	0.10	ug/L	07/26/12	07/26/12
EPA 8260B	1,1,2-TRICHLOROETHANE	0.40 U	1.0	0.40	0.20	ug/L	07/26/12	07/26/12
EPA 8260B	1,1-DICHLOROETHANE	0.38 U	1.0	0.38	0.19	ug/L	07/26/12	07/26/12
EPA 8260B	1,1-DICHLOROETHENE	0.60 U	1.0	0.60	0.30	ug/L	07/26/12	07/26/12
EPA 8260B	1,2,3-TRICHLOROPROPANE	0.78 U	2.0	0.78	0.39	ug/L	07/26/12	07/26/12
EPA 8260B	1,2,4-TRICHLOROBENZENE	0.42 U	1.0	0.42	0.21	ug/L	07/26/12	07/26/12
EPA 8260B	1,2-DIBROMO-3-CHLOROPROPANE	1.52 U	2.0	1.52	0.76	ug/L	07/26/12	07/26/12
EPA 8260B	1,2-DIBROMOETHANE	0.40 U	1.0	0.40	0.20	ug/L	07/26/12	07/26/12
EPA 8260B	1,2-DICHLOROBENZENE	0.34 U	1.0	0.34	0.17	ug/L	07/26/12	07/26/12
EPA 8260B	1,2-DICHLOROETHANE	0.28 U	1.0	0.28	0.14	ug/L	07/26/12	07/26/12
EPA 8260B	1,2-DICHLOROPROPANE	0.34 U	1.0	0.34	0.17	ug/L	07/26/12	07/26/12
EPA 8260B	1,3-DICHLOROBENZENE	0.22 U	1.0	0.22	0.11	ug/L	07/26/12	07/26/12
EPA 8260B	1,3-DICHLOROPROPENE, TOTAL	0.36 U	1.0	0.36	0.18	ug/L	07/26/12	07/26/12
EPA 8260B	1,4-DICHLOROBENZENE	0.38 U	1.0	0.38	0.19	ug/L	07/26/12	07/26/12
EPA 8260B	2-BUTANONE	1.20 U	10.0	1.20	0.60	ug/L	07/26/12	07/26/12
EPA 8260B	4-METHYL-2-PENTANONE	3.80 U	10.0	3.80	1.90	ug/L	07/26/12	07/26/12
EPA 8260B	ACETONE	1.90 U	10.0	1.90	0.95	ug/L	07/26/12	07/26/12
EPA 8260B	BENZENE	0.32 U	1.0	0.32	0.16	ug/L	07/26/12	07/26/12
EPA 8260B	BROMODICHLOROMETHANE	0.28 U	1.0	0.28	0.14	ug/L	07/26/12	07/26/12
EPA 8260B	BROMOFORM	0.28 U	1.0	0.28	0.14	ug/L	07/26/12	07/26/12
EPA 8260B	BROMOMETHANE	0.48 U	2.0	0.48	0.24	ug/L	07/26/12	07/26/12
EPA 8260B	CARBON TETRACHLORIDE	0.20 U	1.0	0.20	0.10	ug/L	07/26/12	07/26/12
EPA 8260B	CHLOROBENZENE	0.42 U	1.0	0.42	0.21	ug/L	07/26/12	07/26/12
EPA 8260B	CHLORODIBROMOMETHANE	0.38 U	1.0	0.38	0.19	ug/L	07/26/12	07/26/12
EPA 8260B	CHLOROETHANE	0.42 U	1.0	0.42	0.21	ug/L	07/26/12	07/26/12
EPA 8260B	CHLOROFORM	0.14 U	1.0	0.14	0.07	ug/L	07/26/12	07/26/12
EPA 8260B	CHLOROMETHANE	0.84 U	1.0	0.84	0.42	ug/L	07/26/12	07/26/12
EPA 8260B	CIS-1,2-DICHLOROETHENE	0.32 U	1.0	0.32	0.16	ug/L	07/26/12	07/26/12
EPA 8260B	ETHYLBENZENE	0.46 U	1.0	0.46	0.23	ug/L	07/26/12	07/26/12
EPA 8260B	GASOLINE	12.12 U MI1	20.0	12.12	6.06	ug/L	07/26/12	07/26/12
EPA 8260B	HEXACHLOROBTADIENE	0.38 U	1.0	0.38	0.19	ug/L	07/26/12	07/26/12
EPA 8260B	METHYL TERT-BUTYL ETHER	0.52 U	1.0	0.52	0.26	ug/L	07/26/12	07/26/12

J = Estimated value.

U = The analyte was analyzed for, but not detected. The associated numerical value is at or below the MDL.

(MI1) Manual integration: Integration does not follow baseline.

Quant Method: TALLW.M
Run #: 0726T13
Instrument: Thor
Sequence: T120725
Dilution Factor: 1
Initials: ARS

EPA 8260B VOCs + Gas Water

Environet, Inc.
650 Iwilei Rd, #204
Honolulu, HI 96817

Attn: Max Solmssen

Project: LTM Red Hill /1022-024

Sample ID: ES087-TRIP BLANK

Sample Collection Date: 07/20/12

APPL Inc.
908 North Temperance Avenue
Clovis, CA 93611

ARF: 68284

APPL ID: AY65219

QCG: #86RHB-120726AT-169444

Method	Analyte	Result	LOQ	LOD	DL	Units	Extraction Date	Analysis Date
EPA 8260B	METHYLENE CHLORIDE	0.47 J	5.0	0.70	0.35	ug/L	07/26/12	07/26/12
EPA 8260B	STYRENE	0.50 U	1.0	0.50	0.25	ug/L	07/26/12	07/26/12
EPA 8260B	TETRACHLOROETHENE	0.48 U	1.0	0.48	0.24	ug/L	07/26/12	07/26/12
EPA 8260B	TOLUENE	0.34 U	1.0	0.34	0.17	ug/L	07/26/12	07/26/12
EPA 8260B	TRANS-1,2-DICHLOROETHENE	0.38 U	1.0	0.38	0.19	ug/L	07/26/12	07/26/12
EPA 8260B	TRICHLOROETHENE	0.32 U	1.0	0.32	0.16	ug/L	07/26/12	07/26/12
EPA 8260B	VINYL CHLORIDE	0.46 U	1.0	0.46	0.23	ug/L	07/26/12	07/26/12
EPA 8260B	XYLENES (TOTAL)	0.38 U	1.0	0.38	0.19	ug/L	07/26/12	07/26/12
EPA 8260B	SURROGATE: 1,2-DICHLOROETHANE	102	70-120			%	07/26/12	07/26/12
EPA 8260B	SURROGATE: 4-BROMOFLUOROBEN	98.7	75-120			%	07/26/12	07/26/12
EPA 8260B	SURROGATE: DIBROMOFLUOROMET	101	85-115			%	07/26/12	07/26/12
EPA 8260B	SURROGATE: TOLUENE-D8 (S)	100	85-120			%	07/26/12	07/26/12

J = Estimated value.

U = The analyte was analyzed for, but not detected. The associated numerical value is at or below the MDL.

(MI1) Manual integration: Integration does not follow baseline.

Quant Method: TALLW.M
Run #: 0726T13
Instrument: Thor
Sequence: T120725
Dilution Factor: 1
Initials: ARS

Printed: 07/31/12 10:06:10 AM
APPL-F1-SC-NoMC-REG MDLs

Data File : M:\THOR\DATA\T120725\0726T13.D Vial: 38
 Acq On : 26 Jul 12 14:55 Operator: DG,RS,HW,ARS,SV
 Sample : AY65219W01 Inst : Thor
 Misc : 10ml w/5ul of IS&S: 06-7-12 Multiplr: 1.00

Quant Time: Jul 27 8:57 2012 Quant Results File: TALLW.RES

Quant Method : M:\THOR\DATA\T120719\TALLW.M (RTE Integrator)
 Title : METHOD 8260B
 Last Update : Fri Jul 20 10:40:23 2012
 Response via : Initial Calibration
 DataAcq Meth : 8260_BETA

Internal Standards	R.T.	QIon	Response	Conc	Units	Dev(Min)
1) Fluorobenzene (IS)	6.73	96	389888	25.00000	ppb	0.00
55) Chlorobenzene-D5 (IS)	9.87	117	314752	25.00000	ppb	0.00
70) 1,4-Dichlorobenzene-D (IS)	12.20	152	180608	25.00000	ppb	0.00
System Monitoring Compounds						
31) Dibromofluoromethane(S)	5.95	111	197264	32.33183	ppb	0.00
Spiked Amount	31.881		Recovery	=	101.414%	
36) 1,2-DCA-D4(S)	6.33	65	194336	34.27343	ppb	0.00
Spiked Amount	33.647		Recovery	=	101.861%	
56) Toluene-D8(S)	8.43	98	696128	37.41049	ppb	0.00
Spiked Amount	37.345		Recovery	=	100.174%	
64) 4-Bromofluorobenzene(S)	11.05	95	256454	29.14270	ppb	0.00
Spiked Amount	29.515		Recovery	=	98.739%	

Target Compounds
 18) Methylene chloride R.T. 3.45 QIon 84 Response 2016 Conc 0.47360 Units ppb Qvalue J 86 <Y2PQL

ARS 7/27/12

Quantitation Report


Data File : M:\THOR\DATA\T120725\0726T13.D
Acq On : 26 Jul 12 14:55
Sample : AY65219W01
Misc : 10ml w/5ul of IS&S: 06-7-12

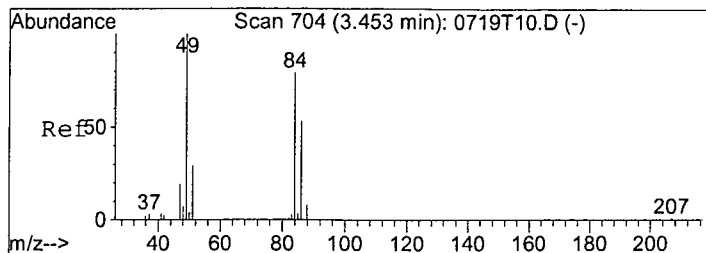
Vial: 38
Operator: DG,RS,HW,ARS,SV
Inst : Thor
Multiplr: 1.00

Quant Time: Jul 27 8:57 2012

Quant Results File: TALLW.RES

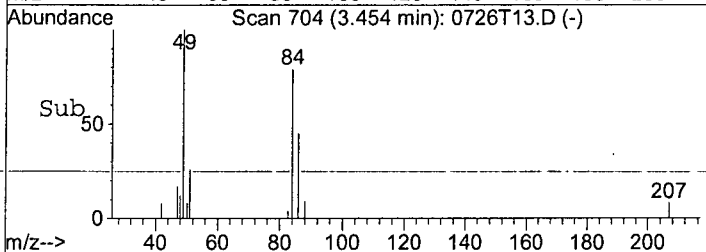
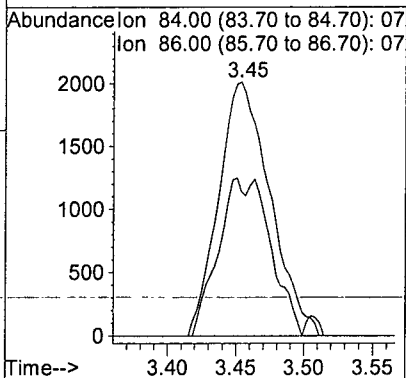
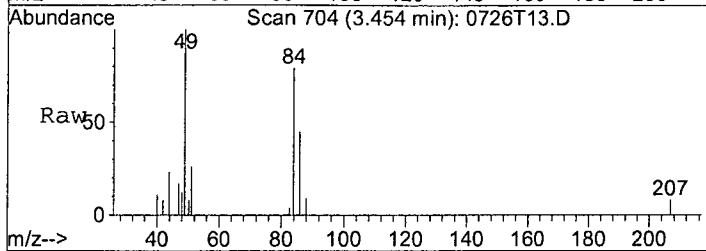
Method : M:\THOR\DATA\T120719\TALLW.M (RTE Integrator)
Title : METHOD 8260B
Last Update : Fri Jul 20 10:40:23 2012
Response via : Initial Calibration





#18
 Methylene chloride
 Concen: 0.47360 ppb
 RT: 3.45 min Scan# 704
 Delta R.T. 0.00 min
 Lab File: 0726T13.D
 Acq: 26 Jul 12 14:55

Tgt Ion: 84 Resp: 2016
 Ion Ratio Lower Upper
 84 100
 86 56.7 47.5 88.3



Data File : M:\THOR\DATA\T120725\0726T13.D Vial: 38
 Acq On : 26 Jul 12 14:55 Operator: DG,RS,HW,ARS,SV
 Sample : AY65219W01 Inst : Thor
 Misc : 10ml w/5ul of IS&S: 06-7-12 Multiplr: 1.00

Quant Time: Jul 26 15:18 2012 Quant Results File: TGAS.RES

Quant Method : M:\THOR\DATA\T120725\TGAS.M (RTE Integrator)
 Title : METHOD 8260B
 Last Update : Wed Jul 25 16:07:29 2012
 Response via : Initial Calibration
 DataAcq Meth : 8260_BETA

Internal Standards	R.T.	QIon	Response	Conc	Units	Dev(Min)
1) Fluorobenzene (IS)	6.73	TIC	802827	25.00000	ppb	0.00
3) Chlorobenzene-D5 (IS)	9.87	TIC	908666	25.00000	ppb	0.00
4) 1,4-Dichlorobenzene-D (IS)	12.20	TIC	1000884	25.00000	ppb	0.00

System Monitoring Compounds

Target Compounds	R.T.	QIon	Response	Conc	Units	Qvalue
2) Gasoline	8.43	TIC	9844090m	2.77917	ppb	ND 100

No gasoline pattern detected.

ARS 7/26/12

Quantitation Report


Data File : M:\THOR\DATA\T120725\0726T13.D
Acq On : 26 Jul 12 14:55
Sample : AY65219W01
Misc : 10ml w/5ul of IS&S: 06-7-12

Vial: 38
Operator: DG,RS,HW,ARS,SV
Inst : Thor
Multiplr: 1.00

Quant Time: Jul 26 15:18 2012

Quant Results File: TGAS.RES

Method : M:\THOR\DATA\T120725\TGAS.M (RTE Integrator)
Title : METHOD 8260B
Last Update : Wed Jul 25 16:07:29 2012
Response via : Initial Calibration

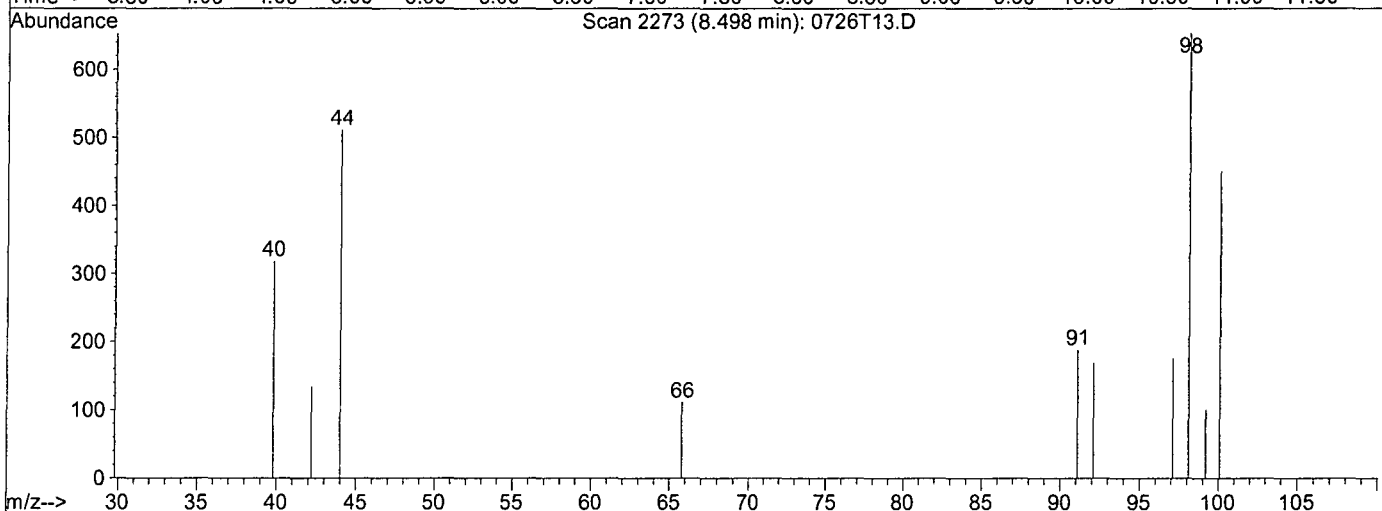
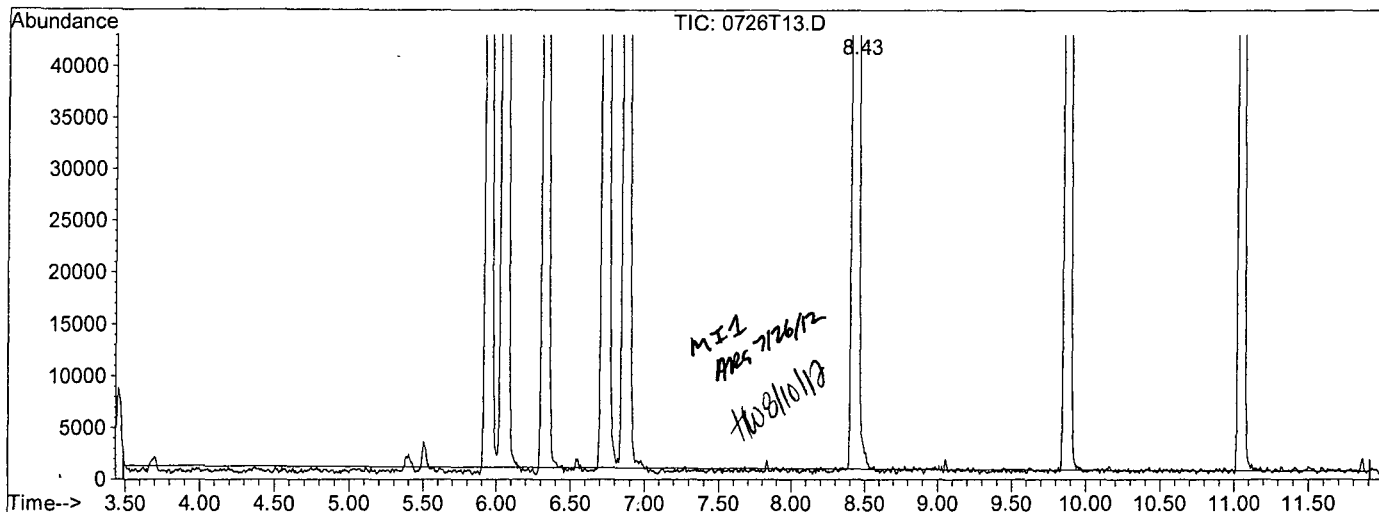


Quantitation Report

Data File : M:\THOR\DATA\T120725\0726T13.D
 Acq On : 26 Jul 12 14:55
 Sample : AY65219W01
 Misc : 10ml w/5ul of IS&S: 06-7-12
 Quant Time: Jul 26 15:17 2012

Vial: 38
 Operator: DG,RS,HW,ARS,SV
 Inst : Thor
 Multiplr: 1.00
 Quant Results File: temp.res

Method : M:\THOR\DATA\T120725\TGAS.M (RTE Integrator)
 Title : METHOD 8260B
 Last Update : Wed Jul 25 16:07:29 2012
 Response via : Multiple Level Calibration



TIC: 0726T13.D

(2) Gasoline (TMHB)

8.50min -59.1851ppb m

response 7676251

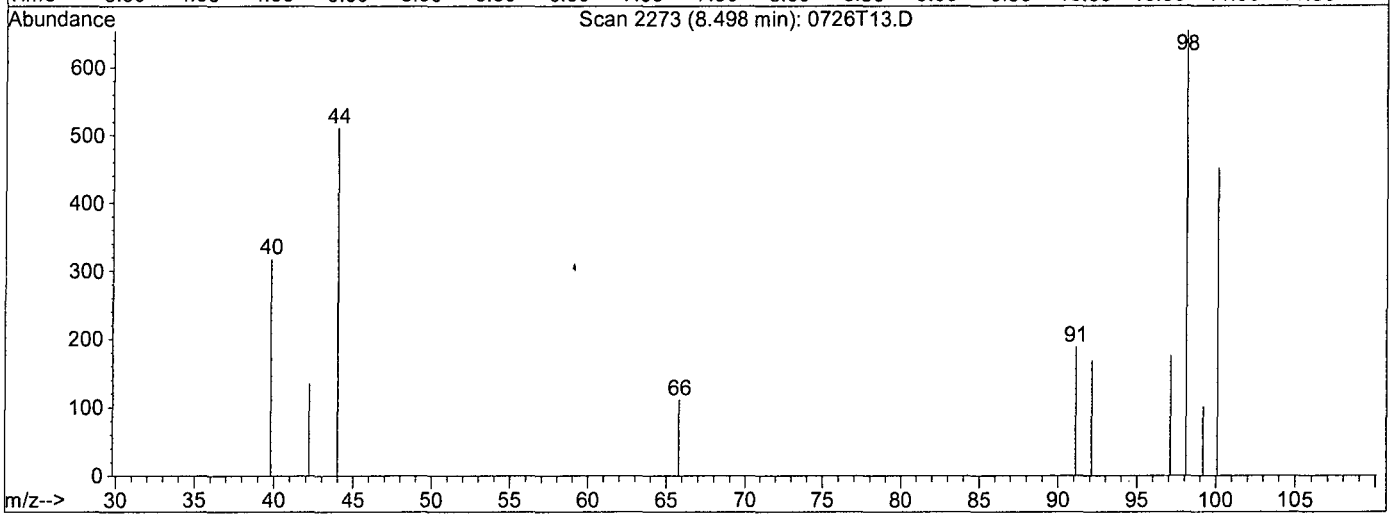
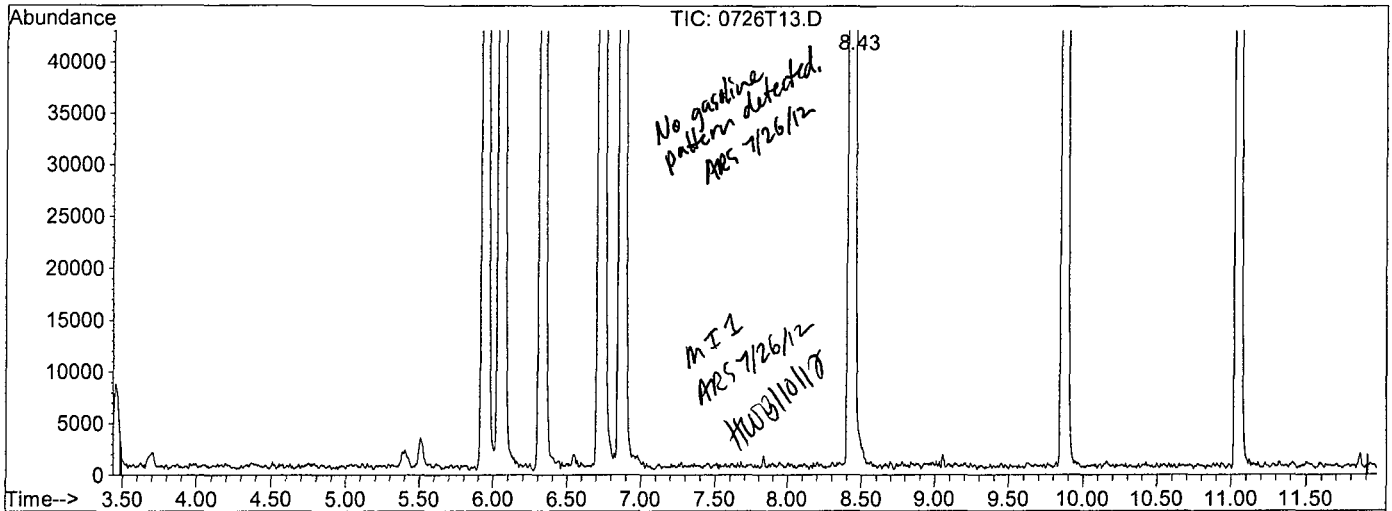
Ion	Exp%	Act%
TIC	100	100
0.00	0.00	1.25#
0.00	0.00	3.71#
0.00	0.00	0.00

Quantitation Report

Data File : M:\THOR\DATA\T120725\0726T13.D
 Acq On : 26 Jul 12 14:55
 Sample : AY65219W01
 Misc : 10ml w/5ul of IS&S: 06-7-12
 Quant Time: Jul 26 15:18 2012

Vial: 38
 Operator: DG,RS,HW,ARS,SV
 Inst : Thor
 Multiplr: 1.00
 Quant Results File: temp.res

Method : M:\THOR\DATA\T120725\TGAS.M (RTE Integrator)
 Title : METHOD 8260B
 Last Update : Wed Jul 25 16:07:29 2012
 Response via : Multiple Level Calibration



TIC: 0726T13.D

(2) Gasoline (TMHB)

8.43min 2.7792ppb m

response 9844090

Ion	Exp%	Act%
TIC	100	100
0.00	0.00	0.98#
0.00	0.00	2.90#
0.00	0.00	0.00

EPA 8260B VOCs + Gas Water

Environet, Inc.
650 Iwilei Rd, #204
Honolulu, HI 96817

Attn: Max Solmssen

Project: LTM Red Hill /1022-024

Sample ID: ES088

Sample Collection Date: 07/20/12

APPL Inc.
908 North Temperance Avenue
Clovis, CA 93611

ARF: 68284

APPL ID: AY65220

QCG: #86RHB-120726AT-169444

Method	Analyte	Result	LOQ	LOD	DL	Units	Extraction Date	Analysis Date
EPA 8260B	1,1,1,2-TETRACHLOROETHANE	0.26 U	1.0	0.26	0.13	ug/L	07/26/12	07/26/12
EPA 8260B	1,1,1-TRICHLOROETHANE	0.28 U	1.0	0.28	0.14	ug/L	07/26/12	07/26/12
EPA 8260B	1,1,2,2-TETRACHLOROETHANE	0.20 U	1.0	0.20	0.10	ug/L	07/26/12	07/26/12
EPA 8260B	1,1,2-TRICHLOROETHANE	0.40 U	1.0	0.40	0.20	ug/L	07/26/12	07/26/12
EPA 8260B	1,1-DICHLOROETHANE	0.38 U	1.0	0.38	0.19	ug/L	07/26/12	07/26/12
EPA 8260B	1,1-DICHLOROETHENE	0.60 U	1.0	0.60	0.30	ug/L	07/26/12	07/26/12
EPA 8260B	1,2,3-TRICHLOROPROPANE	0.78 U	2.0	0.78	0.39	ug/L	07/26/12	07/26/12
EPA 8260B	1,2,4-TRICHLOROBENZENE	0.42 U	1.0	0.42	0.21	ug/L	07/26/12	07/26/12
EPA 8260B	1,2-DIBROMO-3-CHLOROPROPANE	1.52 U	2.0	1.52	0.76	ug/L	07/26/12	07/26/12
EPA 8260B	1,2-DIBROMOETHANE	0.40 U	1.0	0.40	0.20	ug/L	07/26/12	07/26/12
EPA 8260B	1,2-DICHLOROBENZENE	0.34 U	1.0	0.34	0.17	ug/L	07/26/12	07/26/12
EPA 8260B	1,2-DICHLOROETHANE	0.28 U	1.0	0.28	0.14	ug/L	07/26/12	07/26/12
EPA 8260B	1,2-DICHLOROPROPANE	0.34 U	1.0	0.34	0.17	ug/L	07/26/12	07/26/12
EPA 8260B	1,3-DICHLOROBENZENE	0.22 U	1.0	0.22	0.11	ug/L	07/26/12	07/26/12
EPA 8260B	1,3-DICHLOROPROPENE, TOTAL	0.36 U	1.0	0.36	0.18	ug/L	07/26/12	07/26/12
EPA 8260B	1,4-DICHLOROBENZENE	0.38 U	1.0	0.38	0.19	ug/L	07/26/12	07/26/12
EPA 8260B	2-BUTANONE	1.20 U	10.0	1.20	0.60	ug/L	07/26/12	07/26/12
EPA 8260B	4-METHYL-2-PENTANONE	3.80 U	10.0	3.80	1.90	ug/L	07/26/12	07/26/12
EPA 8260B	ACETONE	1.90 U	10.0	1.90	0.95	ug/L	07/26/12	07/26/12
EPA 8260B	BENZENE	0.32 U	1.0	0.32	0.16	ug/L	07/26/12	07/26/12
EPA 8260B	BROMODICHLOROMETHANE	0.28 U	1.0	0.28	0.14	ug/L	07/26/12	07/26/12
EPA 8260B	BROMOFORM	0.28 U	1.0	0.28	0.14	ug/L	07/26/12	07/26/12
EPA 8260B	BROMOMETHANE	0.48 U	2.0	0.48	0.24	ug/L	07/26/12	07/26/12
EPA 8260B	CARBON TETRACHLORIDE	0.20 U	1.0	0.20	0.10	ug/L	07/26/12	07/26/12
EPA 8260B	CHLOROBENZENE	0.42 U	1.0	0.42	0.21	ug/L	07/26/12	07/26/12
EPA 8260B	CHLORODIBROMOMETHANE	0.38 U	1.0	0.38	0.19	ug/L	07/26/12	07/26/12
EPA 8260B	CHLOROETHANE	0.42 U	1.0	0.42	0.21	ug/L	07/26/12	07/26/12
EPA 8260B	CHLOROFORM	0.14 U	1.0	0.14	0.07	ug/L	07/26/12	07/26/12
EPA 8260B	CHLOROMETHANE	0.84 U	1.0	0.84	0.42	ug/L	07/26/12	07/26/12
EPA 8260B	CIS-1,2-DICHLOROETHENE	0.32 U	1.0	0.32	0.16	ug/L	07/26/12	07/26/12
EPA 8260B	ETHYLBENZENE	0.46 U	1.0	0.46	0.23	ug/L	07/26/12	07/26/12
EPA 8260B	GASOLINE	12.12 U MI1	20.0	12.12	6.06	ug/L	07/26/12	07/26/12
EPA 8260B	HEXACHLOROBUTADIENE	0.38 U	1.0	0.38	0.19	ug/L	07/26/12	07/26/12
EPA 8260B	METHYL TERT-BUTYL ETHER	0.52 U	1.0	0.52	0.26	ug/L	07/26/12	07/26/12

U = The analyte was analyzed for, but not detected. The associated numerical value is at or below the MDL.

(MI1) Manual integration: Integration does not follow baseline.

Quant Method: TALLW.M
Run #: 0726T19
Instrument: Thor
Sequence: T120725
Dilution Factor: 1
Initials: ARS

EPA 8260B VOCs + Gas Water

Environet, Inc.
650 Iwilei Rd, #204
Honolulu, HI 96817

Attn: Max Solmssen
Project: LTM Red Hill /1022-024

Sample ID: ES088

Sample Collection Date: 07/20/12

APPL Inc.
908 North Temperance Avenue
Clovis, CA 93611

ARF: 68284

APPL ID: AY65220

QCG: #86RHB-120726AT-169444

Method	Analyte	Result	LOQ	LOD	DL	Units	Extraction Date	Analysis Date
EPA 8260B	METHYLENE CHLORIDE	0.70 U	5.0	0.70	0.35	ug/L	07/26/12	07/26/12
EPA 8260B	STYRENE	0.50 U	1.0	0.50	0.25	ug/L	07/26/12	07/26/12
EPA 8260B	TETRACHLOROETHENE	0.48 U	1.0	0.48	0.24	ug/L	07/26/12	07/26/12
EPA 8260B	TOLUENE	0.34 U	1.0	0.34	0.17	ug/L	07/26/12	07/26/12
EPA 8260B	TRANS-1,2-DICHLOROETHENE	0.38 U	1.0	0.38	0.19	ug/L	07/26/12	07/26/12
EPA 8260B	TRICHLOROETHENE	0.32 U	1.0	0.32	0.16	ug/L	07/26/12	07/26/12
EPA 8260B	VINYL CHLORIDE	0.46 U	1.0	0.46	0.23	ug/L	07/26/12	07/26/12
EPA 8260B	XYLENES (TOTAL)	0.38 U	1.0	0.38	0.19	ug/L	07/26/12	07/26/12
EPA 8260B	SURROGATE: 1,2-DICHLOROETHANE	100	70-120			%	07/26/12	07/26/12
EPA 8260B	SURROGATE: 4-BROMOFLUOROBEN	100	75-120			%	07/26/12	07/26/12
EPA 8260B	SURROGATE: DIBROMOFLUOROMET	99.6	85-115			%	07/26/12	07/26/12
EPA 8260B	SURROGATE: TOLUENE-D8 (S)	98.5	85-120			%	07/26/12	07/26/12

U = The analyte was analyzed for, but not detected. The associated numerical value is at or below the MDL.

(M1) Manual integration: Integration does not follow baseline.

Quant Method: TALLW.M
Run #: 0726T19
Instrument: Thor
Sequence: T120725
Dilution Factor: 1
Initials: ARS

Printed: 07/31/12 10:06:10 AM
APPL-F1-SC-NoMC-REG MDLs

Data File : M:\THOR\DATA\T120725\0726T19.D Vial: 44
 Acq On : 26 Jul 12 17:41 Operator: DG,RS,HW,ARS,SV
 Sample : AY65220W01 Inst : Thor
 Misc : 10ml w/5ul of IS&S: 06-7-12 Multiplr: 1.00

Quant Time: Jul 27 9:04 2012 Quant Results File: TALLW.RES

Quant Method : M:\THOR\DATA\T120719\TALLW.M (RTE Integrator)
 Title : METHOD 8260B
 Last Update : Fri Jul 20 10:40:23 2012
 Response via : Initial Calibration
 DataAcq Meth : 8260_BETA

Internal Standards	R.T.	QIon	Response	Conc	Units	Dev(Min)
1) Fluorobenzene (IS)	6.73	96	399808	25.00000	ppb	0.00
55) Chlorobenzene-D5 (IS)	9.87	117	323648	25.00000	ppb	0.00
70) 1,4-Dichlorobenzene-D (IS)	12.20	152	181888	25.00000	ppb	0.00
System Monitoring Compounds						
31) Dibromofluoromethane(S)	5.95	111	198683	31.75642	ppb	0.00
Spiked Amount	31.881				Recovery = 99.607%	
36) 1,2-DCA-D4(S)	6.33	65	195671	33.65264	ppb	0.00
Spiked Amount	33.647				Recovery = 100.019%	
56) Toluene-D8(S)	8.43	98	703929	36.78991	ppb	0.00
Spiked Amount	37.345				Recovery = 98.514%	
64) 4-Bromofluorobenzene(S)	11.05	95	267155	29.52427	ppb	0.00
Spiked Amount	29.515				Recovery = 100.029%	

Target Compounds	R.T.	QIon	Response	Conc	Units	Qvalue
81) Tert-Butylbenzene	11.82	119	2715	0.13596	ppb	J,NT 97 <1/2PQL

ARS 7/27/12

Quantitation Report


Data File : M:\THOR\DATA\T120725\0726T19.D
Acq On : 26 Jul 12 17:41
Sample : AY65220W01
Misc : 10ml w/5ul of IS&S: 06-7-12

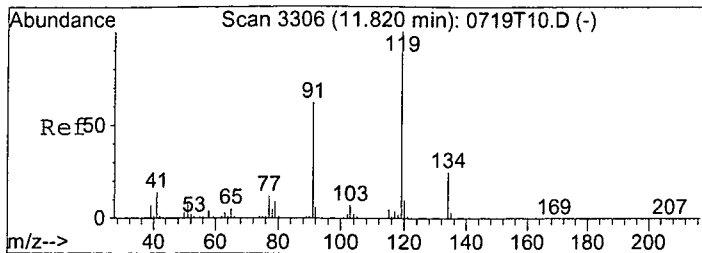
Vial: 44
Operator: DG,RS,HW,ARS,SV
Inst : Thor
Multiplr: 1.00

Quant Time: Jul 27 9:04 2012

Quant Results File: TALLW.RES

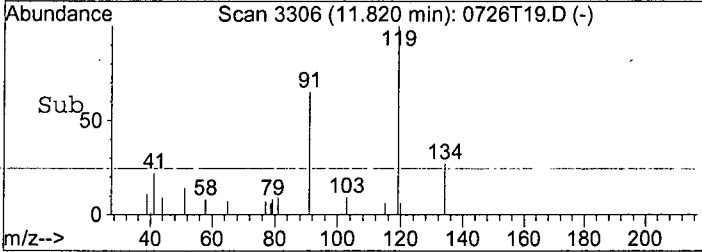
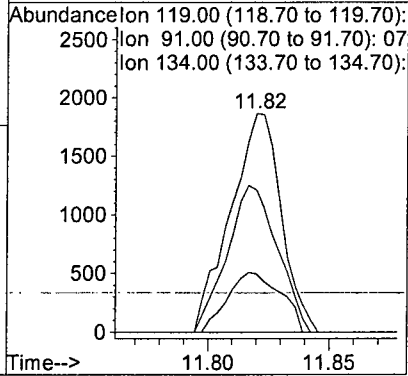
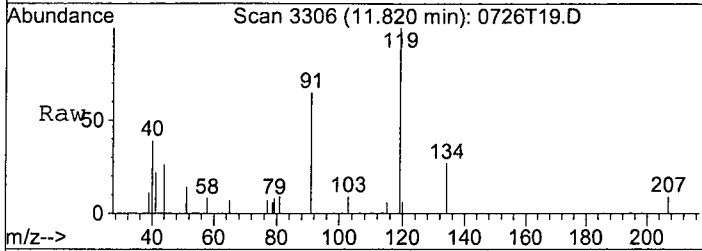
Method : M:\THOR\DATA\T120719\TALLW.M (RTE Integrator)
Title : METHOD 8260B
Last Update : Fri Jul 20 10:40:23 2012
Response via : Initial Calibration





#81
 Tert-Butylbenzene
 Concen: 0.13596 ppb
 RT: 11.82 min Scan# 3306
 Delta R.T. 0.00 min
 Lab File: 0726T19.D
 Acq: 26 Jul 12 17:41

Tgt Ion:119 Resp: 2715
 Ion Ratio Lower Upper
 119 100
 91 65.0 43.7 81.1
 134 26.7 17.6 32.8



Data File : M:\THOR\DATA\T120725\0726T19.D Vial: 44
 Acq On : 26 Jul 12 17:41 Operator: DG,RS,HW,ARS,SV
 Sample : AY65220W01 Inst : Thor
 Misc : 10ml w/5ul of IS&S: 06-7-12 Multiplr: 1.00

Quant Time: Jul 27 7:40 2012 Quant Results File: TGAS.RES

Quant Method : M:\THOR\DATA\T120725\TGAS.M (RTE Integrator)
 Title : METHOD 8260B
 Last Update : Wed Jul 25 16:07:29 2012
 Response via : Initial Calibration
 DataAcq Meth : 8260_BETA

Internal Standards	R.T.	QIon	Response	Conc	Units	Dev(Min)
1) Fluorobenzene (IS)	6.73	TIC	825797	25.00000	ppb	0.00
3) Chlorobenzene-D5 (IS)	9.87	TIC	928980	25.00000	ppb	0.00
4) 1,4-Dichlorobenzene-D (IS)	12.20	TIC	1021246	25.00000	ppb	0.00

System Monitoring Compounds

Target Compounds	R.T.	QIon	Response	Conc	Units	Qvalue
2) Gasoline	8.43	TIC	10235882m	5.83975	ppb	ND 100

No gasoline pattern detected.

ARS 7/27/12

Quantitation Report

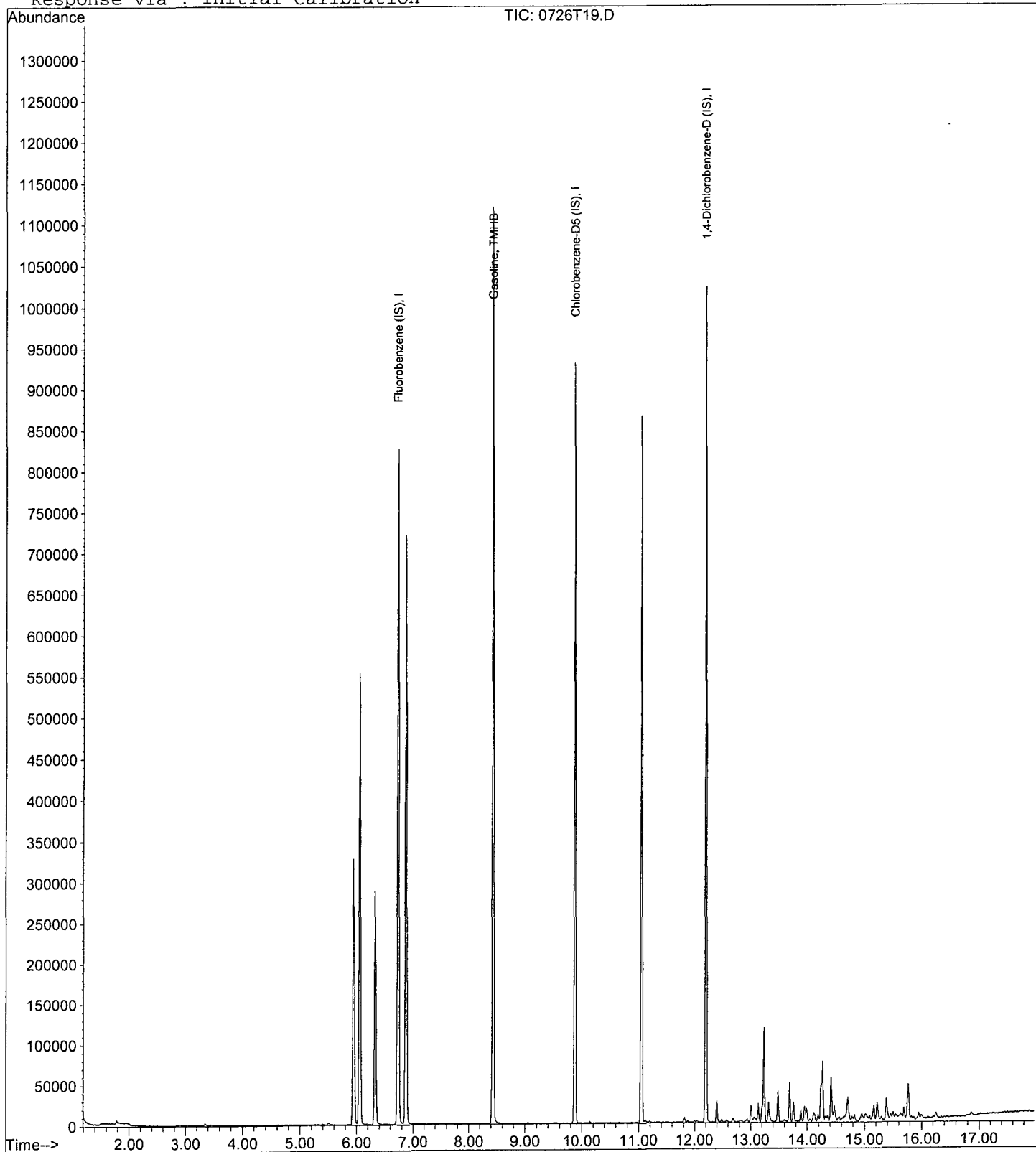
Data File : M:\THOR\DATA\T120725\0726T19.D
Acq On : 26 Jul 12 17:41
Sample : AY65220W01
Misc : 10ml w/5ul of IS&S: 06-7-12

Vial: 44
Operator: DG,RS,HW,ARS,SV
Inst : Thor
Multiplr: 1.00

Quant Time: Jul 27 7:40 2012

Quant Results File: TGAS.RES

Method : M:\THOR\DATA\T120725\TGAS.M (RTE Integrator)
Title : METHOD 8260B
Last Update : Wed Jul 25 16:07:29 2012
Response via : Initial Calibration

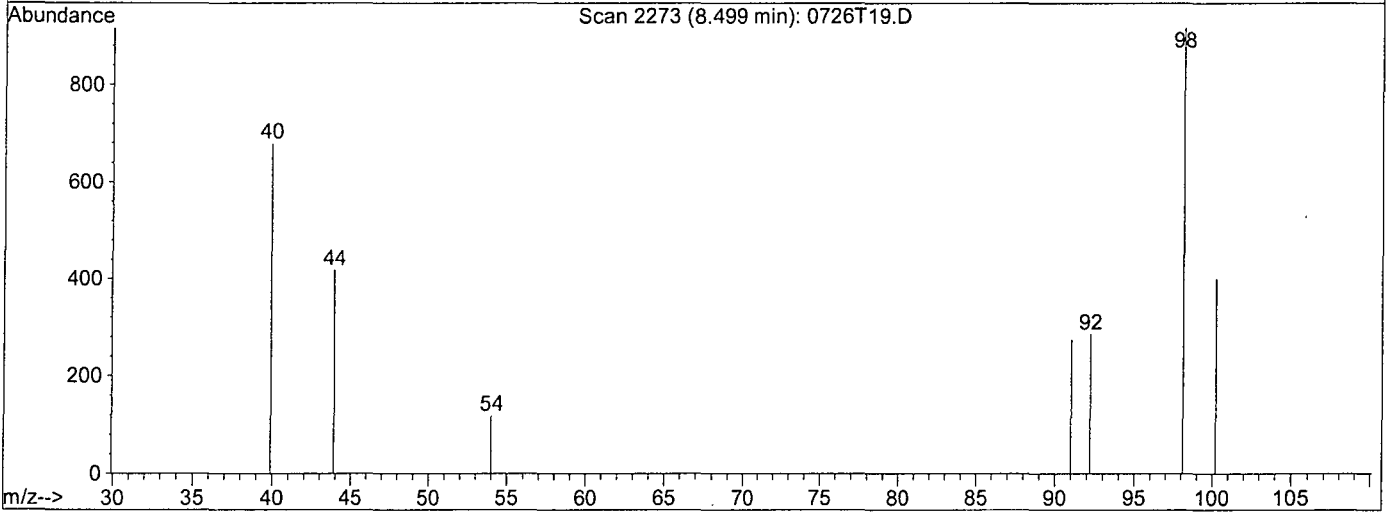
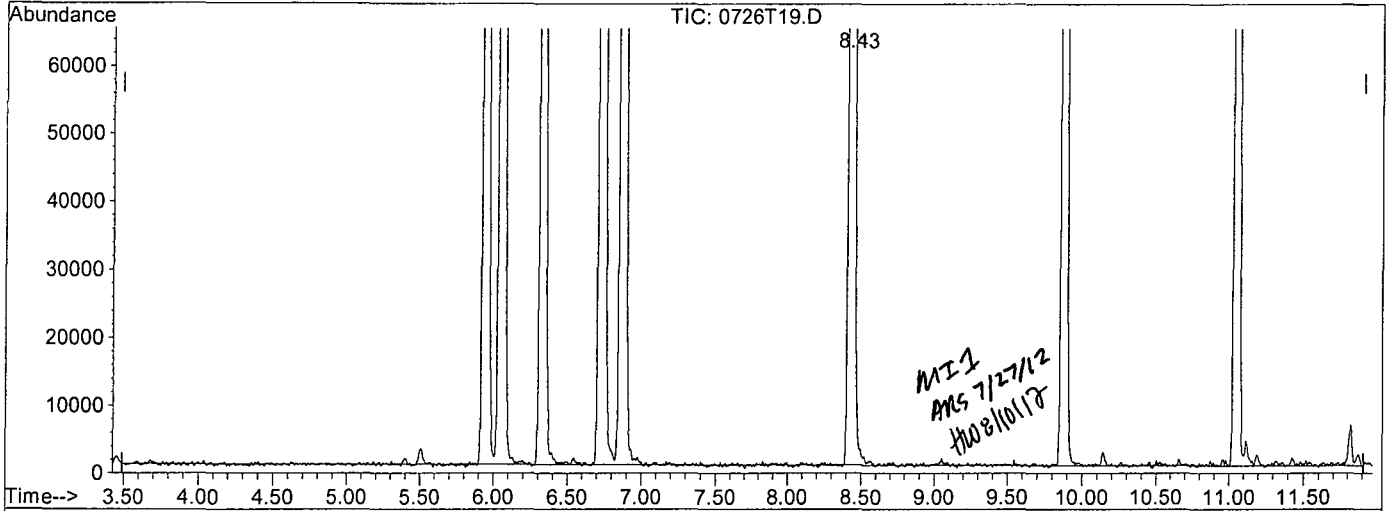


Quantitation Report

Data File : M:\THOR\DATA\T120725\0726T19.D
 Acq On : 26 Jul 12 17:41
 Sample : AY65220W01
 Misc : 10ml w/5ul of IS&S: 06-7-12
 Quant Time: Jul 27 7:40 2012

Vial: 44
 Operator: DG,RS,HW,ARS,SV
 Inst : Thor
 Multiplr: 1.00
 Quant Results File: temp.res

Method : M:\THOR\DATA\T120725\TGAS.M (RTE Integrator)
 Title : METHOD 8260B
 Last Update : Wed Jul 25 16:07:29 2012
 Response via : Multiple Level Calibration



TIC: 0726T19.D

(2) Gasoline (TMHB)

8.50min -61.7298ppb m

response 7804306

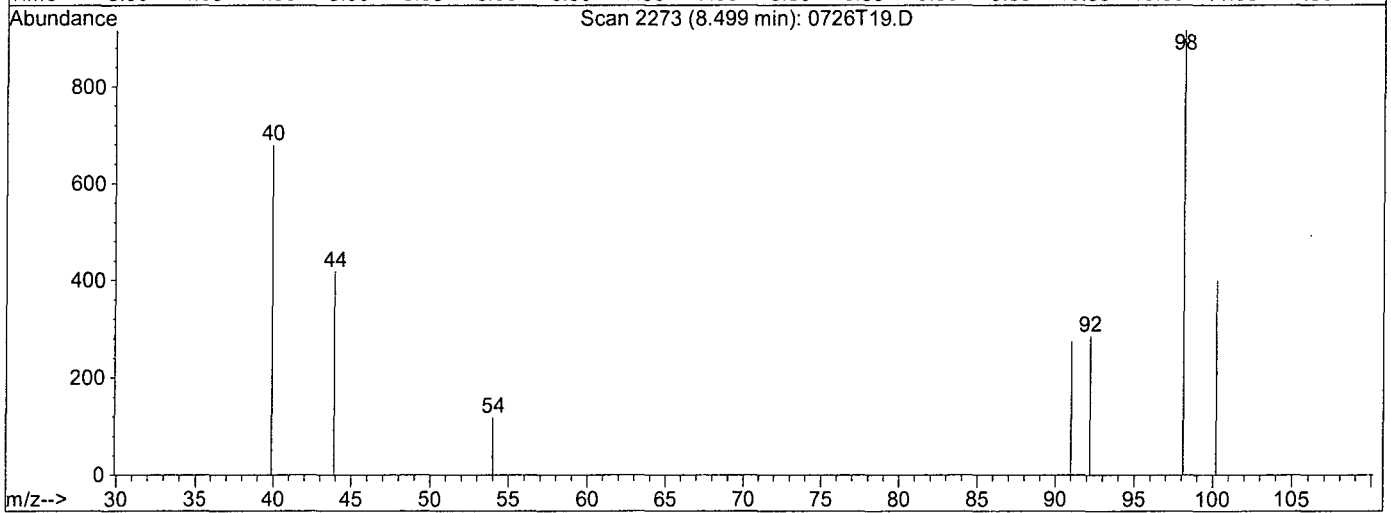
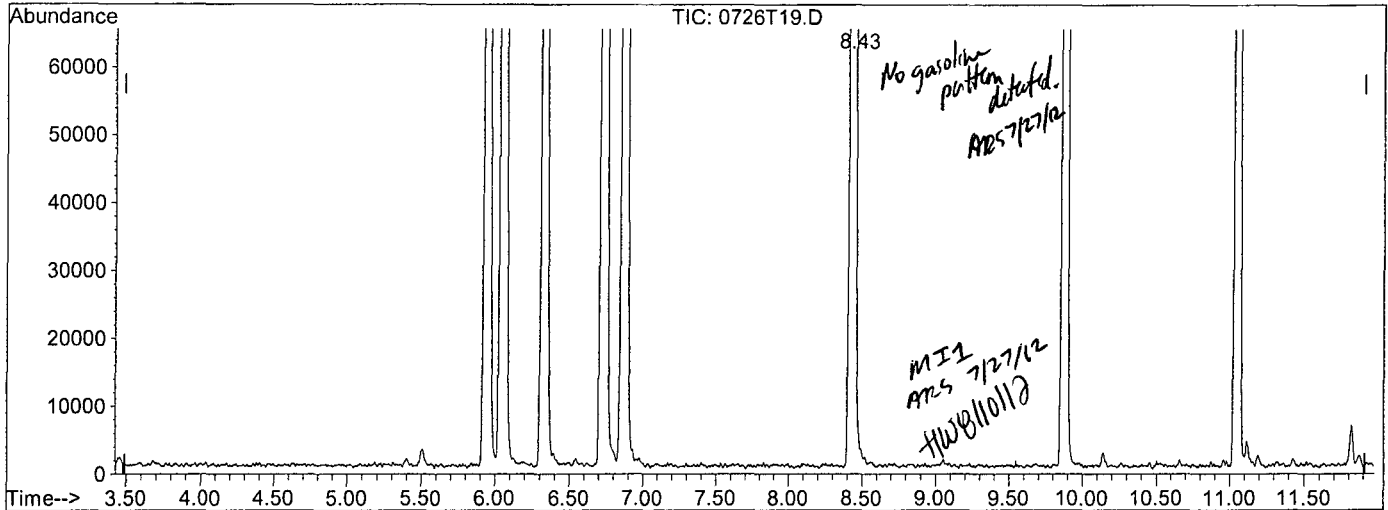
Ion	Exp%	Act%
TIC	100	100
0.00	0.00	1.26#
0.00	0.00	3.67#
0.00	0.00	0.00

Quantitation Report

Data File : M:\THOR\DATA\T120725\0726T19.D
 Acq On : 26 Jul 12 17:41
 Sample : AY65220W01
 Misc : 10ml w/5ul of IS&S: 06-7-12
 Quant Time: Jul 27 7:40 2012

Vial: 44
 Operator: DG, RS, HW, ARS, SV
 Inst : Thor
 Multiplr: 1.00
 Quant Results File: temp.res

Method : M:\THOR\DATA\T120725\TGAS.M (RTE Integrator)
 Title : METHOD 8260B
 Last Update : Wed Jul 25 16:07:29 2012
 Response via : Multiple Level Calibration



TIC: 0726T19.D

(2) Gasoline (TMHB)

8.43min 5.8398ppb m

response 10235882

Ion	Exp%	Act%
TIC	100	100
0.00	0.00	0.96#
0.00	0.00	2.80#
0.00	0.00	0.00

**EPA METHOD 8260B
Volatile Organic Compounds
Calibration Data**

APPL, INC.

VOLATILE ORGANIC ANALYSIS BY
EPA METHOD 8260B

Form 6
Initial Calibration

Lab Name: APPL, Inc.
Case No: _____
Matrix: Water

SDG No: 68284
Initial Cal. Date: 07/19/12
Instrument: Thor (TALLW.M)

Initials: _____

0719T05.D 0719T06.D 0719T07.D 0719T08.D 0719T09.D 0719T10.D 0719T11.D 0719T12.D 0719T13.D

	Compound	0.3	0.5	1	2	5	10	20	40	100		Avg	%RSD		r2	
1	I Fluorobenzene (IS)															
2	TM Dichlorodifluoromethane	0.1200	0.1240	0.1418	0.1356	0.1268	0.1115					0.13	8.6	TM		
3	TML Freon 114	0.1415	0.1046	0.1361	0.1772	0.1673	0.1621	0.1749	0.1896	0.1665		0.16	17	TML	0.997	
4	TM**L Chloromethane		0.4629	0.4159	0.3768	0.3605	0.2990	0.3105				0.37	17	TM**L	0.998	
5	TM* Vinyl chloride	0.5005	0.4852	0.4531	0.5101	0.5250	0.4769	0.4974	0.4968	0.5019		0.49	4.2	TM*		
6	TM Bromomethane		0.3766	0.3596	0.3226	0.3472	0.3041	0.2931	0.2684	0.2549		0.32	14	TM		
7	TM Chloroethane	0.2747	0.3114	0.2850	0.2613	0.2962	0.2719	0.2859	0.2914	0.2834		0.28	5.1	TM		
8	TMQ Dichlorofluoromethane	0.0090	0.0202	0.0126	0.0164	0.0152	0.0196	0.0254	0.0336	0.0648		0.02	70	TMQ	1.000	
9	TM Trichlorofluoromethane		0.0842	0.0966	0.1000	0.1198	0.1100					0.10	13	TM		
10	TMQ Acrolein													TMQ		
11	TML Acetone	0.3965	0.2944	0.1679	0.1468	0.1007	0.0866	0.0926	0.0801	0.0821		0.16	70	TML	0.999	
12	TM Freon-113	0.1778	0.1747	0.1931	0.2265	0.2246	0.2168	0.2084	0.2210	0.2060		0.21	9.5	TM		
13	TM* 1,1-DCE	0.3007	0.2729	0.2644	0.2720	0.2744	0.2696	0.2660	0.2835	0.2775		0.28	4.0	TM*		
14	TM t-Butanol		0.0075	0.0074	0.0072	0.0076	0.0077	0.0092	0.0102			0.01	14	TM		
15	TM Methyl Acetate	0.8726	0.6035	0.5101	0.4714	0.2802	0.2330	0.2248	0.2202	0.2132		0.40	57	TML	1.000	
16	TM Iodomethane	0.2492	0.2575	0.2660	0.2419	0.2622	0.2432	0.2408	0.2414	0.2418		0.25	4.0	TM		
17	TM Acrylonitrile	0.0874	0.0549	0.0692	0.0728	0.0933	0.0806	0.0840	0.0846	0.0838		0.08	15	TM		
18	TML Methylene chloride	0.3676	0.2647	0.1440	0.1292	0.1165	0.0964	0.0956	0.0949	0.0918		0.16	62	TML	1.000	
19	TML Carbon disulfide	0.0466	0.0453	0.0322	0.0318	0.0301	0.0270	0.0292	0.0278	0.0258		0.03	23	TML	0.999	
20	TM Methyl t-butyl ether (MtBE)	0.6119	0.5783	0.5229	0.5275	0.5662	0.5222	0.5070	0.4911	0.4631		0.53	8.6	TM		
21	TM Trans-1,2-DCE	0.2297	0.2354	0.1695	0.1842	0.1947	0.1734	0.1779	0.1766	0.1709		0.19	13	TM		
22	TM Diisopropyl Ether	0.1003	0.1361	0.1126	0.1164	0.1317	0.1212	0.1179	0.1198	0.1168		0.12	8.7	TM		
23	TM** 1,1-DCA	0.5526	0.4780	0.4682	0.4954	0.5506	0.5086	0.4958	0.5067	0.4843		0.50	5.9	TM**		
24	TM Vinyl Acetate	0.2861	0.3189	0.2551	0.2716	0.3128	0.2787	0.2776	0.2848	0.2788		0.28	6.9	TM		
25	TM Ethyl tert Butyl Ether	0.7356	0.6599	0.6680	0.6558	0.7593	0.6522	0.6460	0.6381	0.5738		0.67	8.2	TM		
26	TML MEK (2-Butanone)	0.2041	0.1795	0.1594	0.1391	0.1113	0.1135	0.1203	0.1216	0.1272		0.14	23	TML	1.000	
27	TM Cis-1,2-DCE	0.3407	0.3327	0.3111	0.3113	0.3441	0.3184	0.3199	0.3183	0.3119		0.32	4.0	TM		
28	TM 2,2-Dichloropropane		0.2047	0.2143	0.2086	0.2158	0.2037	0.1976	0.1966	0.1845		0.20	5.0	TM		
29	TM* Chloroform	0.7181	0.6349	0.6028	0.6230	0.6647	0.6037	0.5996	0.6037	0.5876		0.63	6.6	TM*		
30	TM Bromochloromethane	0.1510	0.1457	0.1513	0.1633	0.1810	0.1595	0.1543	0.1538	0.1561		0.16	6.5	TM		
31	S Dibromofluoromethane(S)	0.5051	0.3961	0.3766	0.3856	0.3635	0.3650	0.3693	0.3784	0.3815		0.39	11	S		
32	TM 1,1,1-TCA	0.4433	0.4047	0.3367	0.3737	0.3876	0.3895	0.3618	0.3671	0.3480		0.38	8.5	TM		
33	TM Cyclohexane	0.1075	0.0984	0.0973	0.1087	0.1023	0.1026	0.0982	0.1080	0.0976		0.10	4.6	TM		
34	TM 1,1-Dichloropropene	0.2952	0.2623	0.2578	0.2666	0.2963	0.2712	0.2714	0.2756	0.2672		0.27	4.9	TM		
35	TM 2,2,4-Trimethylpentane	0.4193	0.3897	0.3643	0.3992	0.4174	0.3920	0.3860	0.4075	0.3655		0.39	5.1	TM		

NT

PRS 7/27/12

VOLATILE ORGANIC ANALYSIS BY
EPA METHOD 8260B

Form 6
Initial Calibration

Lab Name: APPL, Inc.
Case No: _____
Matrix: Water

SDG No: 69284
Initial Cal. Date: 07/19/12
Instrument: Thor (TALLW.M)

Initials: _____

		Compound	0.3	0.5	1	2	5	10	20	40	100		Avg	%RSD		r2
36	S	1,2-DCA-D4(S)	0.4628	0.4074	0.3542	0.3471	0.3446	0.3369	0.3408	0.3392	0.3393		0.36	12	S	
37	TM	Carbon Tetrachloride	0.3583	0.3585	0.3356	0.3521	0.3730	0.3393	0.3467	0.3628	0.3533		0.35	3.3	TM	
38	TM	Tert Amyl Methyl Ether	0.8104	0.7185	0.6881	0.6883	0.7716	0.7091	0.6860	0.6745	0.6278		0.71	7.6	TM	
39	TM	1,2-DCA	0.4427	0.3989	0.4073	0.4206	0.4411	0.4013	0.4023	0.3957	0.3873		0.41	4.8	TM	
40	TM	Benzene	1.330	1.229	1.037	1.104	1.170	1.075	1.059	1.066	1.029		1.1	9.1	TM	
41	TM	TCE	0.3220	0.3196	0.3000	0.3036	0.3233	0.2996	0.2973	0.2966	0.2829		0.30	4.5	TM	
42	TM	2-Pentanone	0.2622	0.2195	0.2350	0.2329	0.2443	0.2273	0.2432	0.2426	0.2555		0.24	5.6	TM	
43	TM*	1,2-Dichloropropane	0.3696	0.3784	0.3475	0.3772	0.4017	0.3593	0.3586	0.3516	0.3511		0.37	4.8	TM*	
44	TM	Bromodichloromethane	0.5464	0.5022	0.4808	0.4813	0.5587	0.4945	0.4955	0.4994	0.4996		0.51	5.4	TM	
45	TM	Methyl Cyclohexane	0.2160	0.2253	0.1988	0.2361	0.2203	0.2228	0.2114	0.2222	0.2069		0.22	5.1	TM	
46	TM	Dibromomethane	0.2224	0.1871	0.1941	0.1966	0.2119	0.1946	0.1959	0.1962	0.1934		0.20	5.5	TM	
47	TML	2-Chloroethyl vinyl ether			0.0023	0.0050	0.0079	0.0074	0.0077	0.0064	0.0063		0.01	32	TML	0.998
48	TM	MIBK (methyl isobutyl ketone)	0.1836	0.1952	0.1595	0.1697	0.1709	0.1619	0.1669	0.1687	0.1789		0.17	6.5	TM	
49	TM	1-Bromo-2-chloroethane	0.2615	0.2802	0.2197	0.2499	0.2843	0.2418	0.2534	0.2519	0.2500		0.25	7.6	TM	
50	TM	Cis-1,3-Dichloropropene	0.5288	0.5220	0.4508	0.4775	0.5235	0.4876	0.4899	0.5108	0.5199		0.50	5.3	TM	
51	TM*	Toluene	1.349	1.351	1.277	1.293	1.418	1.314	1.307	1.310	1.296		1.3	3.2	TM*	
52	TM	Trans-1,3-Dichloropropene	0.5060	0.4246	0.3998	0.3819	0.4704	0.4238	0.4402	0.4550	0.4756		0.44	8.8	TM	
53	TM	1,1,2-TCA	0.3231	0.2925	0.2917	0.2877	0.3215	0.2847	0.2839	0.2826	0.2852		0.29	5.4	TM	
54	TM	2-Hexanone	0.2109	0.1986	0.1812	0.1996	0.1958	0.1884	0.1957	0.2026	0.2106		0.20	4.8	TM	
55	I	Chlorobenzene-D5 (IS)														
56	S	Toluene-D8(S)	1.945	1.553	1.390	1.493	1.349	1.331	1.429	1.411	1.401		1.5	13	S	
57	TM	1,2-EDB	0.4293	0.3708	0.3376	0.3631	0.4033	0.3618	0.3677	0.3665	0.3733		0.37	7.1	TM	
58	TM	Tetrachloroethene	0.5273	0.3800	0.4081	0.4402	0.4287	0.4130	0.4140	0.4108	0.3923		0.42	10	TM	
59	TM	1-Chlorohexane		0.4233	0.5404	0.5484	0.5087	0.4910	0.5018	0.5163	0.5060		0.50	7.5	TM	
60	TM	1,1,1,2-Tetrachloroethane	0.5093	0.4750	0.4800	0.4853	0.5228	0.4867	0.5034	0.4895	0.5042		0.50	3.2	TM	
61	TM	m&p-Xylene	0.7775	0.7225	0.7109	0.7529	0.8468	0.7684	0.7958	0.7959	0.7812		0.77	5.3	TM	
62	TM	o-Xylene	0.8379	0.7723	0.6766	0.7783	0.8551	0.8049	0.8293	0.8221	0.8148		0.80	6.6	TM	
63	TM	Styrene	1.301	1.205	1.181	1.300	1.477	1.358	1.464	1.458	1.474		1.4	8.6	TM	
64	S	4-Bromofluorobenzene(S)	0.8941	0.6924	0.6735	0.7021	0.6390	0.6351	0.6830	0.6795	0.6919		0.70	11	S	
65	TM	1,3-Dichloropropane	0.6702	0.6903	0.6119	0.6806	0.6923	0.6397	0.6502	0.6458	0.6339		0.66	4.2	TM	
66	TM	Dibromochloromethane	0.5324	0.4622	0.4816	0.4777	0.5198	0.4771	0.5014	0.4950	0.5058		0.49	4.5	TM	
67	TM**	Chlorobenzene	1.394	1.309	1.286	1.325	1.349	1.240	1.255	1.250	1.223		1.3	4.4	TM**	
68	TM*	Ethylbenzene	2.124	2.073	1.840	2.023	2.142	1.972	2.058	2.044	2.014		2.0	4.4	TM*	
69	TM**	Bromoform	0.3594	0.3044	0.3153	0.3283	0.3636	0.3252	0.3395	0.3493	0.3641		0.34	6.4	TM**	
70	I	1,4-Dichlorobenzene-D (IS)														

ARS 7/27/12

VOLATILE ORGANIC ANALYSIS BY
EPA METHOD 8260B

Form 6
Initial Calibration

Lab Name: APPL, Inc.
Case No: _____
Matrix: Water

SDG No: 66284
Initial Cal. Date: 07/19/12
Instrument: Thor (TALLW.M)

Initials: _____

		Compound	0.3	0.5	1	2	5	10	20	40	100		Avg	%RSD		r2
71	TM	Isopropylbenzene	3.467	3.050	3.049	3.087	3.489	3.289	3.342	3.375	3.271		3.3	5.2	TM	
72	TM**	1,1,2,2-Tetrachloroethane	0.8851	0.9679	0.8759	0.9162	0.9988	0.8592	0.8910	0.8858	0.8834		0.91	5.1	TM**	
73	TM	1,2,3-Trichloropropane	0.3011	0.2573	0.2216	0.2692	0.2788	0.2452	0.2476	0.2483	0.2478		0.26	8.9	TM	
74	TM	t-1,4-Dichloro-2-Butene	0.1233	0.1619	0.1587	0.1593	0.1955	0.1733	0.1868	0.1920	0.1997		0.17	14	TM	
75	TM	Bromobenzene	1.091	1.144	1.005	1.075	1.155	1.068	1.071	1.055	1.035		1.1	4.4	TM	
76	TM	n-Propylbenzene	4.174	3.908	3.893	4.133	4.515	4.215	4.378	4.400	4.261		4.2	5.0	TM	
77	TM	4-Ethyltoluene	3.403	3.468	3.298	3.466	3.887	3.743	3.772	3.801	3.689		3.6	5.7	TM	
78	TM	2-Chlorotoluene	3.081	2.980	2.812	2.959	3.223	3.008	3.013	3.014	2.922		3.0	3.7	TM	
79	TM	1,3,5-Trimethylbenzene	2.835	2.688	2.726	2.902	3.286	3.099	3.174	3.182	3.072		3.0	7.2	TM	
80	TM	4-Chlorotoluene	2.900	2.859	2.765	2.855	3.310	3.011	3.062	3.033	2.941		3.0	5.4	TM	
81	TM	Tert-Butylbenzene	2.860	2.656	2.519	2.623	2.937	2.735	2.783	2.826	2.764		2.7	4.7	TM	
82	TM	1,2,4-Trimethylbenzene	3.036	2.836	2.905	2.957	3.327	3.187	3.242	3.250	3.161		3.1	5.6	TM	
83	TM	Sec-Butylbenzene	3.394	3.341	3.380	3.572	4.054	3.748	3.858	3.877	3.756		3.7	6.9	TM	
84	TM	p-Isopropyltoluene	2.818	2.824	2.797	3.020	3.405	3.187	3.271	3.320	3.225		3.1	7.6	TM	
85	TM	Benzyl Chloride	1.053	0.8317	0.9028	0.8503	0.9797	0.8739	0.8908	0.9346	1.011		0.93	8.1	TM	
86	TM	1,3-DCB	2.012	2.075	1.942	2.040	2.212	2.027	2.054	2.010	1.970		2.0	3.8	TM	
87	TM	1,4-DCB	2.332	2.267	2.134	2.043	2.254	2.079	2.072	2.042	1.986		2.1	5.7	TM	
88	TM	n-Butylbenzene	2.593	2.637	2.640	2.648	2.950	2.837	2.897	2.936	2.840		2.8	5.2	TM	
89	TM	1,2-DCB	2.109	2.010	1.946	1.881	2.124	1.970	1.946	1.916	1.874		2.0	4.6	TM	
90	TM	Hexachloroethane	0.6385	0.6103	0.5276	0.5154	0.5816	0.5288	0.5569	0.5673	0.5792		0.57	7.1	TM	
91	TM	1,2-Dibromo-3-chloropropane	0.1427	0.1282	0.1718	0.1498	0.1896	0.1710	0.1873	0.1886	0.2003		0.17	14	TM	
92	TM	1,2,4-Trichlorobenzene	0.9309	0.8325	0.8167	0.8383	0.9761	0.9144	0.9363	0.9319	0.9714		0.91	6.7	TM	
93	TM	Hexachlorobutadiene	0.4199	0.3460	0.4009	0.3612	0.4008	0.3697	0.3737	0.3684	0.3634		0.38	6.3	TM	
94	TM	Naphthalene	2.301	2.300	2.079	2.264	2.715	2.596	2.749	2.843	2.906		2.5	12	TM	
95	TM	1,2,3-Trichlorobenzene	1.232	1.180	1.271	1.218	1.424	1.312	1.335	1.325	1.313		1.3	5.7	TM	
96																
97																
98																
99																
100																
101																
102																
103																
104																
105																

AKS 7/27/12

Data File : M:\THOR\DATA\T120719\0719T05.D
 Acq On : 19 Jul 12 11:01
 Sample : 0.3ug/L Vol Std 07-19-12
 Misc : 10ml w/5ul of IS&S: 06-7-12

Vial: 5
 Operator: DG,RS,HW,ARS,SV
 Inst : Thor
 Multiplr: 1.00

Quant Time: Jul 20 8:00 2012

Quant Results File: TALLW.RES

Quant Method : M:\THOR\DATA\T120719\TALLW.M (RTE Integrator)
 Title : METHOD 8260B
 Last Update : Fri Jul 20 07:59:23 2012
 Response via : Initial Calibration
 DataAcq Meth : 8260_BETA

Internal Standards	R.T.	QIon	Response	Conc	Units	Dev (Min)
1) Fluorobenzene (IS)	6.74	96	427072	25.00000	ppb	0.00
55) Chlorobenzene-D5 (IS)	9.88	117	343424	25.00000	ppb	0.00
70) 1,4-Dichlorobenzene-D (IS)	12.20	152	202048	25.00000	ppb	0.00

System Monitoring Compounds

31) Dibromofluoromethane(S)	5.95	111	5177	0.77464	ppb	0.00
Spiked Amount	29.744		Recovery	=	2.606%	
36) 1,2-DCA-D4(S)	6.33	65	4744	0.76381	ppb	0.00
Spiked Amount	29.083		Recovery	=	2.627%	
56) Toluene-D8(S)	8.43	98	16030	0.78954	ppb	0.00
Spiked Amount	30.231		Recovery	=	2.613%	
64) 4-Bromofluorobenzene(S)	11.05	95	7369	0.76748	ppb	0.00
Spiked Amount	28.321		Recovery	=	2.708%	

Target Compounds

	R.T.	QIon	Response	Conc	Units	Qvalue
2) Dichlorodifluoromethane	1.30	85	615	0.27612	ppb	95
3) Freon 114	1.42	85	725	-0.13478	ppb #	68
4) Chloromethane	1.45	50	2617	0.40957	ppb	87
5) Vinyl chloride	1.56	62	2565	0.30389	ppb	92
6) Bromomethane	1.87	94	2507	0.46469	ppb	98
7) Chloroethane	1.98	64	1408	0.28963	ppb	99
9) Trichlorofluoromethane	2.24	101	407	0.23329	ppb	93
11) Acetone	2.91	43	2032	0.21001	ppb #	82
12) Freon-113	2.85	101	911	0.25960	ppb #	62
13) 1,1-DCE	2.82	61	1541	0.32723	ppb #	78
14) t-Butanol	3.69	59	2213	15.97947	ppb	92
15) Methyl Acetate	3.35	43	4472	-0.20827	ppb #	84
16) Iodomethane	2.99	142	1277	0.29980	ppb #	77
17) Acrylonitrile	3.84	52	448	0.33215	ppb #	42
18) Methylene chloride	3.45	84	1884	0.26546	ppb	79
19) Carbon disulfide	3.07	76	239	-0.34303	ppb #	65
20) Methyl t-butyl ether (MtBE)	3.91	73	3136	0.34491	ppb #	79
21) Trans-1,2-DCE	3.87	96	1177	0.36216	ppb #	64
22) Diisopropyl Ether	4.71	59	514	0.25243	ppb #	40
23) 1,1-DCA	4.51	63	2832	0.32862	ppb #	79
24) Vinyl Acetate	4.71	87	1466	0.30118	ppb	75
25) Ethyl tert Butyl Ether	5.21	59	3770	0.33165	ppb	100
26) MEK (2-Butanone)	5.40	43	1046	0.82334	ppb	91
27) Cis-1,2-DCE	5.32	96	1746	0.31627	ppb	76
28) 2,2-Dichloropropane	5.32	77	1192	0.74979	ppb	93
29) Chloroform	5.76	83	3680	0.34387	ppb	87
30) Bromochloromethane	5.63	128	774	0.28796	ppb	75
32) 1,1,1-TCA	5.96	97	2272	0.35284	ppb	87
33) Cyclohexane	6.03	41	551	0.31531	ppb #	6
34) 1,1-Dichloropropene	6.16	75	1513	0.32355	ppb #	82
35) 2,2,4-Trimethylpentane	6.55	57	2149	0.31975	ppb	81
37) Carbon Tetrachloride	6.16	117	1836	0.30422	ppb	83
38) Tert Amyl Methyl Ether	6.59	73	4153	0.34325	ppb #	92
39) 1,2-DCA	6.42	62	2269	0.32331	ppb #	74
40) Benzene	6.40	78	6818	0.35570	ppb	94
41) TCE	7.14	95	1650	0.31670	ppb	90
42) 2-Pentanone	7.36	43	67186	16.36852	ppb	95
43) 1,2-Dichloropropane	7.37	63	1894	0.30283	ppb #	85
44) Bromodichloromethane	7.68	83	2800	0.32362	ppb	87
45) Methyl Cyclohexane	7.36	83	1107	0.29759	ppb #	41
46) Dibromomethane	7.50	93	1140	0.33509	ppb #	65

(#) = qualifier out of range (m) = manual integration
 0719T05.D TALLW.M Fri Jul 20 08:29:28 2012

Data File : M:\THOR\DATA\T120719\0719T05.D
 Acq On : 19 Jul 12 11:01
 Sample : 0.3ug/L Vol Std 07-19-12
 Misc : 10ml w/5ul of IS&S: 06-7-12

Vial: 5
 Operator: DG,RS,HW,ARS,SV
 Inst : Thor
 Multiplr: 1.00

Quant Time: Jul 20 8:00 2012

Quant Results File: TALLW.RES

Quant Method : M:\THOR\DATA\T120719\TALLW.M (RTE Integrator)
 Title : METHOD 8260B
 Last Update : Fri Jul 20 07:59:23 2012
 Response via : Initial Calibration
 DataAcq Meth : 8260_BETA

Compound	R.T.	QIon	Response	Conc	Unit	Qvalue
48) MIBK (methyl isobutyl ket	8.33	43	941	0.31878	ppb	# 95
49) 1-Bromo-2-chloroethane	7.99	63	1340	0.30794	ppb	93
50) Cis-1,3-Dichloropropene	8.15	75	2710	0.31652	ppb	96
51) Toluene	8.50	91	6911	0.30559	ppb	97
52) Trans-1,3-Dichloropropene	8.72	75	2593	0.34348	ppb	94
53) 1,1,2-TCA	8.90	83	1656	0.32887	ppb	92
54) 2-Hexanone	9.18	43	1081	0.31934	ppb	# 88
57) 1,2-EDB	9.40	107	1769	0.34356	ppb	92
58) Tetrachloroethene	9.06	166	2173	0.37324	ppb	90
59) 1-Chlorohexane	9.90	91	3169	0.45728	ppb	98
60) 1,1,1,2-Tetrachloroethane	9.99	131	2099	0.30859	ppb	97
61) m&p-Xylene	10.14	106	6408	0.60392	ppb	98
62) o-Xylene	10.54	106	3453	0.31458	ppb	79
63) Styrene	10.55	104	5361	0.28746	ppb	90
65) 1,3-Dichloropropane	9.07	76	2762	0.30594	ppb	85
66) Dibromochloromethane	9.29	129	2194	0.32279	ppb	80
67) Chlorobenzene	9.91	112	5744	0.32352	ppb	86
68) Ethylbenzene	10.03	91	8755	0.31360	ppb	98
69) Bromoform	10.71	173	1481	0.31823	ppb	97
71) Isopropylbenzene	10.91	105	8406	0.31819	ppb	96
72) 1,1,2,2-Tetrachloroethane	11.19	83	2146	0.29274	ppb	# 84
73) 1,2,3-Trichloropropane	11.22	110	730	0.35086	ppb	# 56
74) t-1,4-Dichloro-2-Butene	11.24	53	299	0.21473	ppb	# 27
75) Bromobenzene	11.19	156	2644	0.30360	ppb	94
76) n-Propylbenzene	11.32	91	10120	0.29752	ppb	93
77) 4-Ethyltoluene	11.43	105	8252	0.28250	ppb	97
78) 2-Chlorotoluene	11.40	91	7471	0.30802	ppb	92
79) 1,3,5-Trimethylbenzene	11.50	105	6874	0.28388	ppb	93
80) 4-Chlorotoluene	11.50	91	7031	0.29285	ppb	85
81) Tert-Butylbenzene	11.82	119	6934	0.31259	ppb	87
82) 1,2,4-Trimethylbenzene	11.86	105	7361	0.29378	ppb	100
83) Sec-Butylbenzene	12.04	105	8228	0.27783	ppb	96
84) p-Isopropyltoluene	12.19	119	6833	0.27307	ppb	# 88
85) Benzyl Chloride	12.36	91	2552	0.34128	ppb	95
86) 1,3-DCB	12.13	146	4878	0.29617	ppb	90
87) 1,4-DCB	12.22	146	5654	0.32779	ppb	98
88) n-Butylbenzene	12.59	91	6287	0.28031	ppb	93
89) 1,2-DCB	12.59	146	5114	0.32036	ppb	94
90) Hexachloroethane	12.86	117	1548	0.33764	ppb	85
91) 1,2-Dibromo-3-chloropropan	13.36	157	346	0.25194	ppb	83
92) 1,2,4-Trichlorobenzene	14.20	180	2257	0.30845	ppb	85
93) Hexachlorobutadiene	14.38	223	1018	0.33304	ppb	93
94) Naphthalene	14.43	128	5580	0.27311	ppb	94
95) 1,2,3-Trichlorobenzene	14.68	180	2988	0.28660	ppb	98


Data File : M:\THOR\DATA\T120719\0719T05.D
Acq On : 19 Jul 12 11:01
Sample : 0.3ug/L Vol Std 07-19-12
Misc : 10ml w/5ul of IS&S: 06-7-12

Vial: 5
Operator: DG,RS,HW,ARS,SV
Inst : Thor
Multiplr: 1.00

Quant Time: Jul 20 8:00 2012

Quant Results File: TALLW.RES

Method : M:\THOR\DATA\T120719\TALLW.M (RTE Integrator)
Title : METHOD 8260B
Last Update : Fri Jul 20 08:28:10 2012
Response via : Initial Calibration



Data File : M:\THOR\DATA\T120719\0719T06.D
 Acq On : 19 Jul 12 11:29
 Sample : 0.5ug/L Vol Std 07-19-12
 Misc : 10ml w/5ul of IS&S: 06-7-12

Vial: 6
 Operator: DG,RS,HW,ARS,SV
 Inst : Thor
 Multiplr: 1.00

Quant Time: Jul 20 8:00 2012

Quant Results File: TALLW.RES

Quant Method : M:\THOR\DATA\T120719\TALLW.M (RTE Integrator)
 Title : METHOD 8260B
 Last Update : Fri Jul 20 07:59:23 2012
 Response via : Initial Calibration
 DataAcq Meth : 8260_BETA

Internal Standards	R.T.	QIon	Response	Conc	Units	Dev (Min)
1) Fluorobenzene (IS)	6.73	96	440576	25.00000	ppb	0.00
55) Chlorobenzene-D5 (IS)	9.88	117	363776	25.00000	ppb	0.00
70) 1,4-Dichlorobenzene-D (IS)	12.20	152	205952	25.00000	ppb	0.00

System Monitoring Compounds	R.T.	QIon	Response	Conc	Units	Dev (Min)
31) Dibromofluoromethane(S)	5.95	111	6980	1.01241	ppb	0.00
Spiked Amount	29.744		Recovery	=	3.402%	
36) 1,2-DCA-D4(S)	6.33	65	7179	1.12044	ppb	0.00
Spiked Amount	29.083		Recovery	=	3.851%	
56) Toluene-D8(S)	8.43	98	22596	1.05068	ppb	0.00
Spiked Amount	30.231		Recovery	=	3.477%	
64) 4-Bromofluorobenzene(S)	11.05	95	10075	0.99060	ppb	0.00
Spiked Amount	28.321		Recovery	=	3.499%	

Target Compounds	R.T.	QIon	Response	Conc	Units	Qvalue
2) Dichlorodifluoromethane	1.30	85	1093	0.47570	ppb	85
3) Freon 114	1.42	85	922	-0.07628	ppb	90
4) Chloromethane	1.45	50	4079	0.61881	ppb	92
5) Vinyl chloride	1.56	62	4275	0.49095	ppb	97
6) Bromomethane	1.87	94	3318	0.59617	ppb	96
7) Chloroethane	1.98	64	2744	0.54714	ppb	97
8) Dichlorofluoromethane	2.18	67	178	0.48209	ppb	# 41
9) Trichlorofluoromethane	2.24	101	742	0.41227	ppb	86
11) Acetone	2.90	43	2594	0.55965	ppb	96
12) Freon-113	2.86	101	1539	0.42512	ppb	# 88
13) 1,1-DCE	2.82	61	2405	0.49505	ppb	96
14) t-Butanol	3.69	59	3316	23.21003	ppb	95
16) Iodomethane	2.98	142	2269	0.51637	ppb	# 76
17) Acrylonitrile	3.82	52	484	0.34784	ppb	# 38
18) Methylene chloride	3.46	84	2332	0.50714	ppb	95
20) Methyl t-butyl ether (MtBE)	3.91	73	5096	0.54331	ppb	# 93
21) Trans-1,2-DCE	3.86	96	2074	0.61860	ppb	# 74
22) Diisopropyl Ether	4.70	59	1199	0.57079	ppb	# 86
23) 1,1-DCA	4.51	63	4212	0.47377	ppb	# 92
24) Vinyl Acetate	4.70	87	2810	0.55961	ppb	62
25) Ethyl tert Butyl Ether	5.21	59	5815	0.49588	ppb	97
26) MEK (2-Butanone)	5.39	43	1582	1.04859	ppb	# 79
27) Cis-1,2-DCE	5.33	96	2932	0.51483	ppb	90
28) 2,2-Dichloropropane	5.32	77	1804	1.09997	ppb	93
29) Chloroform	5.76	83	5594	0.50670	ppb	93
30) Bromochloromethane	5.62	128	1284	0.46305	ppb	86
32) 1,1,1-TCA	5.96	97	3566	0.53682	ppb	84
33) Cyclohexane	6.03	41	867	0.48093	ppb	# 20
34) 1,1-Dichloropropene	6.16	75	2311	0.47905	ppb	# 87
35) 2,2,4-Trimethylpentane	6.55	57	3434	0.49528	ppb	94
37) Carbon Tetrachloride	6.17	117	3159	0.50739	ppb	79
38) Tert Amyl Methyl Ether	6.59	73	6331	0.50723	ppb	# 88
39) 1,2-DCA	6.42	62	3515	0.48550	ppb	# 91
40) Benzene	6.40	78	10831	0.54774	ppb	95
41) TCE	7.14	95	2816	0.52393	ppb	86
42) 2-Pentanone	7.36	43	96700	22.83691	ppb	100
43) 1,2-Dichloropropane	7.37	63	3334	0.51674	ppb	# 85
44) Bromodichloromethane	7.68	83	4425	0.49576	ppb	# 92
45) Methyl Cyclohexane	7.36	83	1985	0.51726	ppb	81
46) Dibromomethane	7.50	93	1649	0.46985	ppb	78
48) MIBK (methyl isobutyl ket	8.33	43	1720	0.56481	ppb	# 91

(#) = qualifier out of range (m) = manual integration
 0719T06.D TALLW.M Fri Jul 20 08:29:31 2012

Data File : M:\THOR\DATA\T120719\0719T06.D
 Acq On : 19 Jul 12 11:29
 Sample : 0.5ug/L Vol Std 07-19-12
 Misc : 10ml w/5ul of IS&S: 06-7-12

Vial: 6
 Operator: DG,RS,HW,ARS,SV
 Inst : Thor
 Multiplr: 1.00

Quant Time: Jul 20 8:00 2012

Quant Results File: TALLW.RES

Quant Method : M:\THOR\DATA\T120719\TALLW.M (RTE Integrator)
 Title : METHOD 8260B
 Last Update : Fri Jul 20 07:59:23 2012
 Response via : Initial Calibration
 DataAcq Meth : 8260_BETA

Compound	R.T.	QIon	Response	Conc	Unit	Qvalue
49) 1-Bromo-2-chloroethane	7.99	63	2469	0.55000	ppb	98
50) Cis-1,3-Dichloropropene	8.15	75	4600	0.52080	ppb	92
51) Toluene	8.50	91	11904	0.51023	ppb	98
52) Trans-1,3-Dichloropropene	8.72	75	3741	0.48036	ppb	84
53) 1,1,2-TCA	8.90	83	2577	0.49609	ppb	92
54) 2-Hexanone	9.18	43	1750	0.50113	ppb #	95
57) 1,2-EDB	9.40	107	2698	0.49467	ppb	98
58) Tetrachloroethene	9.05	166	2765	0.44835	ppb	85
59) 1-Chlorohexane	9.90	91	3080	0.41958	ppb #	69
60) 1,1,1,2-Tetrachloroethane	9.99	131	3456	0.47967	ppb	97
61) m&p-Xylene	10.14	106	10513	0.93536	ppb	95
62) o-Xylene	10.54	106	5619	0.48328	ppb	97
63) Styrene	10.55	104	8769	0.44389	ppb	95
65) 1,3-Dichloropropane	9.07	76	5022	0.52516	ppb	95
66) Dibromochloromethane	9.29	129	3363	0.46710	ppb	98
67) Chlorobenzene	9.91	112	9525	0.50646	ppb	95
68) Ethylbenzene	10.03	91	15081	0.50998	ppb	95
69) Bromoform	10.71	173	2215	0.44932	ppb	80
71) Isopropylbenzene	10.91	105	12562	0.46649	ppb	98
72) 1,1,2,2-Tetrachloroethane	11.19	83	3987	0.53357	ppb	83
73) 1,2,3-Trichloropropane	11.23	110	1060	0.49981	ppb	90
74) t-1,4-Dichloro-2-Butene	11.25	53	667	0.46994	ppb	84
75) Bromobenzene	11.20	156	4714	0.53102	ppb	86
76) n-Propylbenzene	11.32	91	16098	0.46430	ppb	98
77) 4-Ethyltoluene	11.43	105	14285	0.47977	ppb	98
78) 2-Chlorotoluene	11.39	91	12273	0.49640	ppb	94
79) 1,3,5-Trimethylbenzene	11.50	105	11071	0.44855	ppb	96
80) 4-Chlorotoluene	11.50	91	11777	0.48124	ppb	99
81) Tert-Butylbenzene	11.82	119	10940	0.48383	ppb	97
82) 1,2,4-Trimethylbenzene	11.86	105	11683	0.45743	ppb	95
83) Sec-Butylbenzene	12.04	105	13762	0.45588	ppb	96
84) p-Isopropyltoluene	12.19	119	11631	0.45600	ppb	98
85) Benzyl Chloride	12.36	91	3426	0.44948	ppb #	91
86) 1,3-DCB	12.14	146	8549	0.50922	ppb	92
87) 1,4-DCB	12.22	146	9338	0.53111	ppb	93
88) n-Butylbenzene	12.59	91	10860	0.47502	ppb	91
89) 1,2-DCB	12.59	146	8278	0.50874	ppb	90
90) Hexachloroethane	12.86	117	2514	0.53795	ppb #	49
91) 1,2-Dibromo-3-chloropropan	13.35	157	528	0.37717	ppb	90
92) 1,2,4-Trichlorobenzene	14.20	180	3429	0.45974	ppb	97
93) Hexachlorobutadiene	14.38	223	1425	0.45735	ppb	86
94) Naphthalene	14.43	128	9474	0.45490	ppb	99
95) 1,2,3-Trichlorobenzene	14.68	180	4860	0.45732	ppb	86


Data File : M:\THOR\DATA\T120719\0719T06.D
 Acq On : 19 Jul 12 11:29
 Sample : 0.5ug/L Vol Std 07-19-12
 Misc : 10ml w/5ul of IS&S: 06-7-12

Vial: 6
 Operator: DG,RS,HW,ARS,SV
 Inst : Thor
 Multiplr: 1.00

Quant Time: Jul 20 8:00 2012

Quant Results File: TALLW.RES

Method : M:\THOR\DATA\T120719\TALLW.M (RTE Integrator)
 Title : METHOD 8260B
 Last Update : Fri Jul 20 08:28:10 2012
 Response via : Initial Calibration



Data File : M:\THOR\DATA\T120719\0719T07.D
 Acq On : 19 Jul 12 11:57
 Sample : 1.0ug/L Vol Std 07-19-12
 Misc : 10ml w/5ul of IS&S: 06-7-12

Vial: 7
 Operator: DG,RS,HW,ARS,SV
 Inst : Thor
 Multiplr: 1.00

Quant Time: Jul 20 8:00 2012

Quant Results File: TALLW.RES

Quant Method : M:\THOR\DATA\T120719\TALLW.M (RTE Integrator)
 Title : METHOD 8260B
 Last Update : Fri Jul 20 07:59:23 2012
 Response via : Initial Calibration
 DataAcq Meth : 8260_BETA

Internal Standards	R.T.	QIon	Response	Conc	Units	Dev(Min)
1) Fluorobenzene (IS)	6.74	96	442240	25.00000	ppb	0.00
55) Chlorobenzene-D5 (IS)	9.88	117	361536	25.00000	ppb	0.00
70) 1,4-Dichlorobenzene-D (IS)	12.20	152	203840	25.00000	ppb	0.00

System Monitoring Compounds	R.T.	QIon	Response	Conc	Units	Dev(Min)
31) Dibromofluoromethane(S)	5.95	111	13324	1.92530	ppb	0.00
Spiked Amount	29.744		Recovery	=	6.472%	
36) 1,2-DCA-D4(S)	6.33	65	12530	1.94822	ppb	0.00
Spiked Amount	29.083		Recovery	=	6.698%	
56) Toluene-D8(S)	8.43	98	40197	1.88068	ppb	0.00
Spiked Amount	30.231		Recovery	=	6.222%	
64) 4-Bromofluorobenzene(S)	11.05	95	19479	1.92710	ppb	0.00
Spiked Amount	28.321		Recovery	=	6.804%	

Target Compounds	R.T.	QIon	Response	Conc	Units	Qvalue
2) Dichlorodifluoromethane	1.31	85	2509	1.08786	ppb	90
3) Freon 114	1.42	85	2408	0.42008	ppb	95
4) Chloromethane	1.45	50	7357	1.11191	ppb	88
5) Vinyl chloride	1.56	62	8016	0.91712	ppb	91
6) Bromomethane	1.87	94	6361	1.13863	ppb	87
7) Chloroethane	1.98	64	5042	1.00157	ppb	95
8) Dichlorofluoromethane	2.18	67	223	0.65944	ppb	# 41
9) Trichlorofluoromethane	2.24	101	1709	0.94597	ppb	98
11) Acetone	2.90	43	2970	0.81592	ppb	89
12) Freon-113	2.86	101	3415	0.93978	ppb	# 73
13) 1,1-DCE	2.83	61	4677	0.95909	ppb	93
14) t-Butanol	3.69	59	6579	45.87583	ppb	98
15) Methyl Acetate	3.35	43	9023	0.97185	ppb	97
16) Iodomethane	2.98	142	4706	1.06694	ppb	95
17) Acrylonitrile	3.83	52	1224	0.87635	ppb	# 55
18) Methylene chloride	3.46	84	2548	0.63556	ppb	95
19) Carbon disulfide	3.07	76	570	0.36158	ppb	# 65
20) Methyl t-butyl ether (MtBE)	3.91	73	9249	0.98236	ppb	# 88
21) Trans-1,2-DCE	3.87	96	2998	0.89083	ppb	94
22) Diisopropyl Ether	4.70	59	1992	0.94474	ppb	97
23) 1,1-DCA	4.51	63	8283	0.92818	ppb	# 90
24) Vinyl Acetate	4.70	87	4513	0.89537	ppb	98
25) Ethyl tert Butyl Ether	5.21	59	11816	1.00382	ppb	97
26) MEK (2-Butanone)	5.39	43	2819	1.59789	ppb	87
27) Cis-1,2-DCE	5.33	96	5504	0.96281	ppb	89
28) 2,2-Dichloropropane	5.32	77	3790	2.30222	ppb	89
29) Chloroform	5.76	83	10664	0.96229	ppb	98
30) Bromochloromethane	5.62	128	2677	0.96179	ppb	97
32) 1,1,1-TCA	5.96	97	5956	0.89324	ppb	87
33) Cyclohexane	6.03	41	1722	0.95160	ppb	# 36
34) 1,1-Dichloropropene	6.17	75	4561	0.94189	ppb	89
35) 2,2,4-Trimethylpentane	6.56	57	6445	0.92606	ppb	83
37) Carbon Tetrachloride	6.16	117	5937	0.95000	ppb	98
38) Tert Amyl Methyl Ether	6.59	73	12173	0.97161	ppb	# 90
39) 1,2-DCA	6.42	62	7205	0.99143	ppb	93
40) Benzene	6.40	78	18340	0.92399	ppb	97
41) TCE	7.15	95	5307	0.98367	ppb	92
42) 2-Pentanone	7.36	43	207854	48.90262	ppb	98
43) 1,2-Dichloropropane	7.37	63	6147	0.94914	ppb	99
44) Bromodichloromethane	7.68	83	8505	0.94929	ppb	94
45) Methyl Cyclohexane	7.36	83	3516	0.91277	ppb	# 49

(#) = qualifier out of range (m) = manual integration
 0719T07.D TALLW.M Fri Jul 20 08:29:33 2012

Data File : M:\THOR\DATA\T120719\0719T07.D
 Acq On : 19 Jul 12 11:57
 Sample : 1.0ug/L Vol Std 07-19-12
 Misc : 10ml w/5ul of IS&S: 06-7-12

Vial: 7
 Operator: DG,RS,HW,ARS,SV
 Inst : Thor
 Multiplr: 1.00

Quant Time: Jul 20 8:00 2012

Quant Results File: TALLW.RES

Quant Method : M:\THOR\DATA\T120719\TALLW.M (RTE Integrator)
 Title : METHOD 8260B
 Last Update : Fri Jul 20 07:59:23 2012
 Response via : Initial Calibration
 DataAcq Meth : 8260_BETA

Compound	R.T.	QIon	Response	Conc	Unit	Qvalue
46) Dibromomethane	7.49	93	3434	0.97477	ppb	85
47) 2-Chloroethyl vinyl ether	8.00	106	40	-0.85622	ppb	100
48) MIBK (methyl isobutyl ket	8.33	43	2821	0.92287	ppb	94
49) 1-Bromo-2-chloroethane	7.99	63	3886	0.86240	ppb	98
50) Cis-1,3-Dichloropropene	8.16	75	7974	0.89940	ppb	98
51) Toluene	8.50	91	22594	0.96478	ppb	99
52) Trans-1,3-Dichloropropene	8.72	75	7072	0.90466	ppb	90
53) 1,1,2-TCA	8.90	83	5160	0.98960	ppb	93
54) 2-Hexanone	9.18	43	3205	0.91433	ppb #	88
57) 1,2-EDB	9.40	107	4882	0.90064	ppb	93
58) Tetrachloroethene	9.06	166	5902	0.96294	ppb	92
59) 1-Chlorohexane	9.90	91	7815	1.07120	ppb	90
60) 1,1,1,2-Tetrachloroethane	9.99	131	6942	0.96947	ppb	97
61) m&p-Xylene	10.15	106	20562	1.84077	ppb	98
62) o-Xylene	10.54	106	9784	0.84671	ppb	82
63) Styrene	10.55	104	17077	0.86980	ppb	96
65) 1,3-Dichloropropane	9.07	76	8849	0.93108	ppb	100
66) Dibromochloromethane	9.29	129	6965	0.97340	ppb	81
67) Chlorobenzene	9.90	112	18604	0.99534	ppb	97
68) Ethylbenzene	10.03	91	26613	0.90552	ppb	97
69) Bromoform	10.71	173	4560	0.93074	ppb	93
71) Isopropylbenzene	10.91	105	24857	0.93263	ppb	98
72) 1,1,2,2-Tetrachloroethane	11.19	83	7142	0.96570	ppb	99
73) 1,2,3-Trichloropropane	11.22	110	1807	0.86086	ppb	97
74) t-1,4-Dichloro-2-Butene	11.25	53	1294	0.92115	ppb	84
75) Bromobenzene	11.19	156	8191	0.93226	ppb	95
76) n-Propylbenzene	11.32	91	31739	0.92491	ppb	98
77) 4-Ethyltoluene	11.43	105	26890	0.91247	ppb	98
78) 2-Chlorotoluene	11.39	91	22924	0.93681	ppb	96
79) 1,3,5-Trimethylbenzene	11.49	105	22226	0.90982	ppb	99
80) 4-Chlorotoluene	11.50	91	22548	0.93091	ppb	98
81) Tert-Butylbenzene	11.82	119	20536	0.91763	ppb	94
82) 1,2,4-Trimethylbenzene	11.86	105	23690	0.93716	ppb	93
83) Sec-Butylbenzene	12.04	105	27557	0.92232	ppb	97
84) p-Isopropyltoluene	12.19	119	22802	0.90322	ppb	99
85) Benzyl Chloride	12.35	91	7361	0.97575	ppb	95
86) 1,3-DCB	12.13	146	15833	0.95287	ppb	97
87) 1,4-DCB	12.22	146	17403	1.00007	ppb	95
88) n-Butylbenzene	12.59	91	21527	0.95135	ppb	90
89) 1,2-DCB	12.59	146	15870	0.98542	ppb	99
90) Hexachloroethane	12.85	117	4302	0.93008	ppb	87
91) 1,2-Dibromo-3-chloropropan	13.35	157	1401	1.01116	ppb	85
92) 1,2,4-Trichlorobenzene	14.20	180	6659	0.90204	ppb	90
93) Hexachlorobutadiene	14.39	223	3269	1.06005	ppb	89
94) Naphthalene	14.43	128	16948	0.82221	ppb	94
95) 1,2,3-Trichlorobenzene	14.68	180	10365	0.98545	ppb	94


Data File : M:\THOR\DATA\T120719\0719T07.D
Acq On : 19 Jul 12 11:57
Sample : 1.0ug/L Vol Std 07-19-12
Misc : 10ml w/5ul of IS&S: 06-7-12

Vial: 7
Operator: DG,RS,HW,ARS,SV
Inst : Thor
Multiplr: 1.00

Quant Time: Jul 20 8:00 2012

Quant Results File: TALLW.RES

Method : M:\THOR\DATA\T120719\TALLW.M (RTE Integrator)
Title : METHOD 8260B
Last Update : Fri Jul 20 08:28:10 2012
Response via : Initial Calibration



Data File : M:\THOR\DATA\T120719\0719T08.D
 Acq On : 19 Jul 12 12:25
 Sample : 2.0ug/L Vol Std 07-19-12
 Misc : 10ml w/5ul of IS&S: 06-7-12

Vial: 8
 Operator: DG,RS,HW,ARS,SV
 Inst : Thor
 Multiplr: 1.00

Quant Time: Jul 20 8:00 2012

Quant Results File: TALLW.RES

Quant Method : M:\THOR\DATA\T120719\TALLW.M (RTE Integrator)
 Title : METHOD 8260B
 Last Update : Fri Jul 20 07:59:23 2012
 Response via : Initial Calibration
 DataAcq Meth : 8260_BETA

Internal Standards	R.T.	QIon	Response	Conc	Units	Dev(Min)
1) Fluorobenzene (IS)	6.73	96	436352	25.00000	ppb	0.00
55) Chlorobenzene-D5 (IS)	9.87	117	342912	25.00000	ppb	0.00
70) 1,4-Dichlorobenzene-D (IS)	12.20	152	204992	25.00000	ppb	0.00

System Monitoring Compounds	R.T.	QIon	Response	Conc	Units	Dev(Min)
31) Dibromofluoromethane(S)	5.95	111	26923	3.94284	ppb	0.00
Spiked Amount	29.744		Recovery	=	13.256%	
36) 1,2-DCA-D4(S)	6.33	65	24230	3.81822	ppb	0.00
Spiked Amount	29.083		Recovery	=	13.128%	
56) Toluene-D8(S)	8.43	98	81925	4.04116	ppb	0.00
Spiked Amount	30.231		Recovery	=	13.367%	
64) 4-Bromofluorobenzene(S)	11.05	95	38521	4.01794	ppb	0.00
Spiked Amount	28.321		Recovery	=	14.187%	

Target Compounds	R.T.	QIon	Response	Conc	Units	Qvalue
2) Dichlorodifluoromethane	1.30	85	4734	2.08028	ppb	100
3) Freon 114	1.41	85	6187	1.71327	ppb	100
4) Chloromethane	1.45	50	13155	2.01503	ppb	94
5) Vinyl chloride	1.56	62	17805	2.06457	ppb	100
6) Bromomethane	1.87	94	11262	2.04311	ppb	88
7) Chloroethane	1.97	64	9122	1.83649	ppb	94
8) Dichlorofluoromethane	2.18	67	573	2.01540	ppb	91
9) Trichlorofluoromethane	2.24	101	3492	1.95899	ppb	95
11) Acetone	2.90	43	5124	2.37170	ppb	95
12) Freon-113	2.86	101	7906	2.20502	ppb	91
13) 1,1-DCE	2.82	61	9495	1.97338	ppb	91
14) t-Butanol	3.69	59	9378	66.27585	ppb	96
15) Methyl Acetate	3.34	43	16454	3.02813	ppb	94
16) Iodomethane	2.98	142	8446	1.94071	ppb	98
17) Acrylonitrile	3.81	52	2540	1.84311	ppb	82
18) Methylene chloride	3.45	84	4510	1.88941	ppb	93
19) Carbon disulfide	3.06	76	1111	1.57628	ppb	# 87
20) Methyl t-butyl ether (MtBE)	3.90	73	18413	1.98209	ppb	93
21) Trans-1,2-DCE	3.86	96	6430	1.93640	ppb	99
22) Diisopropyl Ether	4.70	59	4063	1.95295	ppb	91
23) 1,1-DCA	4.51	63	17292	1.96386	ppb	95
24) Vinyl Acetate	4.70	87	9481	1.90640	ppb	92
25) Ethyl tert Butyl Ether	5.21	59	22892	1.97102	ppb	94
26) MEK (2-Butanone)	5.39	43	4855	2.53560	ppb	91
27) Cis-1,2-DCE	5.33	96	10866	1.92643	ppb	91
28) 2,2-Dichloropropane	5.32	77	7282	4.48311	ppb	100
29) Chloroform	5.76	83	21749	1.98906	ppb	98
30) Bromochloromethane	5.62	128	5699	2.07515	ppb	93
32) 1,1,1-TCA	5.96	97	13045	1.98279	ppb	100
33) Cyclohexane	6.04	41	3794	2.12491	ppb	# 44
34) 1,1-Dichloropropene	6.17	75	9305	1.94750	ppb	97
35) 2,2,4-Trimethylpentane	6.55	57	13935	2.02928	ppb	93
37) Carbon Tetrachloride	6.16	117	12292	1.99343	ppb	89
38) Tert Amyl Methyl Ether	6.59	73	24026	1.94355	ppb	97
39) 1,2-DCA	6.42	62	14684	2.04783	ppb	98
40) Benzene	6.40	78	38526	1.96717	ppb	99
41) TCE	7.14	95	10599	1.99108	ppb	93
42) 2-Pentanone	7.36	43	304878	72.69773	ppb	99
43) 1,2-Dichloropropane	7.37	63	13169	2.06083	ppb	98
44) Bromodichloromethane	7.68	83	16800	1.90044	ppb	95
45) Methyl Cyclohexane	7.36	83	8243	2.16879	ppb	82

(#) = qualifier out of range (m) = manual integration
 0719T08.D TALLW.M Fri Jul 20 08:29:36 2012

Data File : M:\THOR\DATA\T120719\0719T08.D
 Acq On : 19 Jul 12 12:25
 Sample : 2.0ug/L Vol Std 07-19-12
 Misc : 10ml w/5ul of IS&S: 06-7-12

Vial: 8
 Operator: DG,RS,HW,ARS,SV
 Inst : Thor
 Multiplr: 1.00

Quant Time: Jul 20 8:00 2012

Quant Results File: TALLW.RES

Quant Method : M:\THOR\DATA\T120719\TALLW.M (RTE Integrator)
 Title : METHOD 8260B
 Last Update : Fri Jul 20 07:59:23 2012
 Response via : Initial Calibration
 DataAcq Meth : 8260_BETA

Compound	R.T.	QIon	Response	Conc	Unit	Qvalue
46) Dibromomethane	7.49	93	6864	1.97470	ppb	89
47) 2-Chloroethyl vinyl ether	7.99	106	173	0.37233	ppb #	100
48) MIBK (methyl isobutyl ket	8.33	43	5923	1.96382	ppb #	93
49) 1-Bromo-2-chloroethane	7.99	63	8723	1.96198	ppb	97
50) Cis-1,3-Dichloropropene	8.15	75	16667	1.90525	ppb	95
51) Toluene	8.50	91	45119	1.95261	ppb	99
52) Trans-1,3-Dichloropropene	8.73	75	13333	1.72859	ppb	98
53) 1,1,2-TCA	8.90	83	10044	1.95226	ppb	94
54) 2-Hexanone	9.18	43	6966	2.01409	ppb	94
57) 1,2-EDB	9.40	107	9962	1.93762	ppb	99
58) Tetrachloroethene	9.06	166	12075	2.07710	ppb	92
59) 1-Chlorohexane	9.90	91	15043	2.17393	ppb	99
60) 1,1,1,2-Tetrachloroethane	9.99	131	13314	1.96031	ppb	97
61) m&p-Xylene	10.14	106	41306	3.89866	ppb	100
62) o-Xylene	10.54	106	21351	1.94808	ppb	92
63) Styrene	10.55	104	35671	1.91554	ppb	97
65) 1,3-Dichloropropane	9.07	76	18670	2.07113	ppb	96
66) Dibromochloromethane	9.29	129	13106	1.93111	ppb	100
67) Chlorobenzene	9.90	112	36362	2.05107	ppb	99
68) Ethylbenzene	10.03	91	55504	1.99112	ppb	95
69) Bromoform	10.71	173	9006	1.93804	ppb	97
71) Isopropylbenzene	10.91	105	50633	1.88907	ppb	99
72) 1,1,2,2-Tetrachloroethane	11.19	83	15025	2.02018	ppb	91
73) 1,2,3-Trichloropropane	11.23	110	4415	2.09150	ppb	94
74) t-1,4-Dichloro-2-Butene	11.24	53	2613	1.84963	ppb	81
75) Bromobenzene	11.19	156	17628	1.99506	ppb	97
76) n-Propylbenzene	11.32	91	67771	1.96381	ppb	98
77) 4-Ethyltoluene	11.43	105	56841	1.91798	ppb	98
78) 2-Chlorotoluene	11.39	91	48533	1.97220	ppb	97
79) 1,3,5-Trimethylbenzene	11.50	105	47598	1.93748	ppb	100
80) 4-Chlorotoluene	11.50	91	46827	1.92242	ppb	99
81) Tert-Butylbenzene	11.82	119	43022	1.91160	ppb	96
82) 1,2,4-Trimethylbenzene	11.86	105	48500	1.90785	ppb	99
83) Sec-Butylbenzene	12.04	105	58577	1.94952	ppb	97
84) p-Isopropyltoluene	12.19	119	49518	1.95046	ppb	98
85) Benzyl Chloride	12.35	91	13945	1.83811	ppb	97
86) 1,3-DCB	12.14	146	33447	2.00162	ppb	99
87) 1,4-DCB	12.22	146	33507	1.91467	ppb	96
88) n-Butylbenzene	12.59	91	43428	1.90843	ppb	97
89) 1,2-DCB	12.59	146	30854	1.90506	ppb	96
90) Hexachloroethane	12.85	117	8452	1.81703	ppb	87
91) 1,2-Dibromo-3-chloropropan	13.35	157	2457	1.76335	ppb	96
92) 1,2,4-Trichlorobenzene	14.19	180	13747	1.85173	ppb	99
93) Hexachlorobutadiene	14.38	223	5924	1.91020	ppb	98
94) Naphthalene	14.43	128	37126	1.79099	ppb	99
95) 1,2,3-Trichlorobenzene	14.68	180	19978	1.88873	ppb	98

Quantitation Report


Data File : M:\THOR\DATA\T120719\0719T08.D
Acq On : 19 Jul 12 12:25
Sample : 2.0ug/L Vol Std 07-19-12
Misc : 10ml w/5ul of IS&S: 06-7-12

Vial: 8
Operator: DG,RS,HW,ARS,SV
Inst : Thor
Multiplr: 1.00

Quant Time: Jul 20 8:00 2012

Quant Results File: TALLW.RES

Method : M:\THOR\DATA\T120719\TALLW.M (RTE Integrator)
Title : METHOD 8260B
Last Update : Fri Jul 20 08:28:10 2012
Response via : Initial Calibration



Data File : M:\THOR\DATA\T120719\0719T09.D
 Acq On : 19 Jul 12 12:53
 Sample : 5.0ug/L Vol Std 07-19-12
 Misc : 10ml w/5ul of IS&S: 06-7-12

Vial: 9
 Operator: DG,RS,HW,ARS,SV
 Inst : Thor
 Multiplr: 1.00

Quant Time: Jul 20 8:00 2012

Quant Results File: TALLW.RES

Quant Method : M:\THOR\DATA\T120719\TALLW.M (RTE Integrator)
 Title : METHOD 8260B
 Last Update : Fri Jul 20 07:59:23 2012
 Response via : Initial Calibration
 DataAcq Meth : 8260_BETA

Internal Standards	R.T.	QIon	Response	Conc	Units	Dev (Min)
1) Fluorobenzene (IS)	6.73	96	435456	25.00000	ppb	0.00
55) Chlorobenzene-D5 (IS)	9.87	117	363264	25.00000	ppb	0.00
70) 1,4-Dichlorobenzene-D (IS)	12.20	152	212352	25.00000	ppb	0.00
System Monitoring Compounds						
31) Dibromofluoromethane(S)	5.95	111	63312	9.29103	ppb	0.00
Spiked Amount	29.744		Recovery	=	31.237%	
36) 1,2-DCA-D4(S)	6.33	65	60027	9.47865	ppb	0.00
Spiked Amount	29.083		Recovery	=	32.593%	
56) Toluene-D8(S)	8.43	98	196082	9.13037	ppb	0.00
Spiked Amount	30.231		Recovery	=	30.201%	
64) 4-Bromofluorobenzene(S)	11.05	95	92855	9.14264	ppb	0.00
Spiked Amount	28.321		Recovery	=	32.283%	
Target Compounds						
2) Dichlorodifluoromethane	1.30	85	11045	4.86354	ppb	99
3) Freon 114	1.41	85	14571	4.56836	ppb	98
4) Chloromethane	1.45	50	31396	4.81900	ppb	99
5) Vinyl chloride	1.56	62	45723	5.31271	ppb	98
6) Bromomethane	1.87	94	30238	5.49696	ppb	94
7) Chloroethane	1.97	64	25795	5.20387	ppb	97
8) Dichlorofluoromethane	2.17	67	1323	4.56544	ppb	86
9) Trichlorofluoromethane	2.24	101	10436	5.86657	ppb	95
11) Acetone	2.89	43	8768	4.96901	ppb	95
12) Freon-113	2.85	101	19563	5.46744	ppb	89
13) 1,1-DCE	2.82	61	23901	4.97764	ppb	92
14) t-Butanol	3.68	59	13164	93.22355	ppb	98
15) Methyl Acetate	3.34	43	24407	5.20751	ppb	97
16) Iodomethane	2.98	142	22834	5.25755	ppb	94
17) Acrylonitrile	3.81	52	8122	5.90572	ppb	96
18) Methylene chloride	3.45	84	10146	5.44308	ppb	94
19) Carbon disulfide	3.06	76	2620	4.92947	ppb	96
20) Methyl t-butyl ether (MtBE)	3.90	73	49307	5.31863	ppb	94
21) Trans-1,2-DCE	3.86	96	16955	5.11653	ppb	95
22) Diisopropyl Ether	4.70	59	11471	5.52507	ppb	# 86
23) 1,1-DCA	4.51	63	47950	5.45691	ppb	98
24) Vinyl Acetate	4.70	87	27238	5.48818	ppb	89
25) Ethyl tert Butyl Ether	5.21	59	66131	5.70565	ppb	100
26) MEK (2-Butanone)	5.38	43	9697	4.73433	ppb	96
27) Cis-1,2-DCE	5.32	96	29969	5.32411	ppb	99
28) 2,2-Dichloropropane	5.32	77	18795	11.59481	ppb	95
29) Chloroform	5.75	83	57887	5.30497	ppb	100
30) Bromochloromethane	5.62	128	15767	5.75298	ppb	100
32) 1,1,1-TCA	5.96	97	33756	5.14134	ppb	98
33) Cyclohexane	6.03	41	8909	4.99995	ppb	92
34) 1,1-Dichloropropene	6.17	75	25809	5.41283	ppb	95
35) 2,2,4-Trimethylpentane	6.55	57	36348	5.30407	ppb	98
37) Carbon Tetrachloride	6.16	117	32482	5.27854	ppb	92
38) Tert Amyl Methyl Ether	6.59	73	67201	5.44732	ppb	99
39) 1,2-DCA	6.42	62	38420	5.36908	ppb	99
40) Benzene	6.40	78	101885	5.21303	ppb	99
41) TCE	7.14	95	28157	5.30032	ppb	95
42) 2-Pentanone	7.36	43	425511	101.67128	ppb	99
43) 1,2-Dichloropropane	7.37	63	34984	5.48594	ppb	98
44) Bromodichloromethane	7.68	83	48662	5.51605	ppb	97
45) Methyl Cyclohexane	7.36	83	19188	5.05888	ppb	83

(#) = qualifier out of range (m) = manual integration
 0719T09.D TALLW.M Fri Jul 20 08:29:38 2012

Data File : M:\THOR\DATA\T120719\0719T09.D
 Acq On : 19 Jul 12 12:53
 Sample : 5.0ug/L Vol Std 07-19-12
 Misc : 10ml w/5ul of IS&S: 06-7-12

Vial: 9
 Operator: DG,RS,HW,ARS,SV
 Inst : Thor
 Multiplr: 1.00

Quant Time: Jul 20 8:00 2012

Quant Results File: TALLW.RES

Quant Method : M:\THOR\DATA\T120719\TALLW.M (RTE Integrator)
 Title : METHOD 8260B
 Last Update : Fri Jul 20 07:59:23 2012
 Response via : Initial Calibration
 DataAcq Meth : 8260_BETA

Compound	R.T.	QIon	Response	Conc	Unit	Qvalue
46) Dibromomethane	7.49	93	18456	5.32052	ppb	99
47) 2-Chloroethyl vinyl ether	7.98	106	691	5.15121	ppb	100
48) MIBK (methyl isobutyl ket	8.33	43	14880	4.94374	ppb	94
49) 1-Bromo-2-chloroethane	7.99	63	24760	5.58047	ppb	100
50) Cis-1,3-Dichloropropene	8.15	75	45589	5.22214	ppb	96
51) Toluene	8.50	91	123530	5.35699	ppb	98
52) Trans-1,3-Dichloropropene	8.72	75	40971	5.32272	ppb	95
53) 1,1,2-TCA	8.90	83	27996	5.45280	ppb	95
54) 2-Hexanone	9.18	43	17051	4.94013	ppb	99
57) 1,2-EDB	9.40	107	29304	5.38033	ppb	97
58) Tetrachloroethene	9.05	166	31143	5.05699	ppb	95
59) 1-Chlorohexane	9.90	91	36955	5.04133	ppb	99
60) 1,1,1,2-Tetrachloroethane	9.99	131	37984	5.27931	ppb	95
61) m&p-Xylene	10.14	106	123042	10.96265	ppb	99
62) o-Xylene	10.54	106	62129	5.35109	ppb	94
63) Styrene	10.55	104	107306	5.43951	ppb	99
65) 1,3-Dichloropropane	9.07	76	50296	5.26692	ppb	99
66) Dibromochloromethane	9.29	129	37767	5.25303	ppb	94
67) Chlorobenzene	9.90	112	98026	5.21957	ppb	97
68) Ethylbenzene	10.03	91	155624	5.26999	ppb	98
69) Bromoform	10.71	173	26416	5.36609	ppb	93
71) Isopropylbenzene	10.91	105	148182	5.33691	ppb	99
72) 1,1,2,2-Tetrachloroethane	11.19	83	42420	5.50589	ppb	98
73) 1,2,3-Trichloropropane	11.23	110	11840	5.41452	ppb	94
74) t-1,4-Dichloro-2-Butene	11.25	53	8302	5.67296	ppb	93
75) Bromobenzene	11.19	156	49040	5.35777	ppb	99
76) n-Propylbenzene	11.32	91	191768	5.36430	ppb	100
77) 4-Ethyltoluene	11.43	105	165084	5.37733	ppb	97
78) 2-Chlorotoluene	11.39	91	136861	5.36875	ppb	100
79) 1,3,5-Trimethylbenzene	11.50	105	139561	5.48395	ppb	99
80) 4-Chlorotoluene	11.50	91	140582	5.57138	ppb	97
81) Tert-Butylbenzene	11.82	119	124728	5.34996	ppb	98
82) 1,2,4-Trimethylbenzene	11.86	105	141302	5.36577	ppb	99
83) Sec-Butylbenzene	12.04	105	172196	5.53229	ppb	99
84) p-Isopropyltoluene	12.19	119	144604	5.49839	ppb	99
85) Benzyl Chloride	12.35	91	41610	5.29458	ppb	97
86) 1,3-DCB	12.13	146	93935	5.42665	ppb	99
87) 1,4-DCB	12.22	146	95715	5.27981	ppb	96
88) n-Butylbenzene	12.59	91	125282	5.31467	ppb	98
89) 1,2-DCB	12.59	146	90224	5.37775	ppb	98
90) Hexachloroethane	12.86	117	24699	5.12581	ppb	98
91) 1,2-Dibromo-3-chloropropan	13.35	157	8054	5.57989	ppb	94
92) 1,2,4-Trichlorobenzene	14.20	180	41456	5.39062	ppb	97
93) Hexachlorobutadiene	14.38	223	17021	5.29823	ppb	85
94) Naphthalene	14.43	128	115311	5.36991	ppb	98
95) 1,2,3-Trichlorobenzene	14.68	180	60463	5.51807	ppb	98


Data File : M:\THOR\DATA\T120719\0719T09.D
 Acq On : 19 Jul 12 12:53
 Sample : 5.0ug/L Vol Std 07-19-12
 Misc : 10ml w/5ul of IS&S: 06-7-12

Vial: 9
 Operator: DG,RS,HW,ARS,SV
 Inst : Thor
 Multiplr: 1.00

Quant Time: Jul 20 8:00 2012

Quant Results File: TALLW.RES

Method : M:\THOR\DATA\T120719\TALLW.M (RTE Integrator)
 Title : METHOD 8260B
 Last Update : Fri Jul 20 08:28:10 2012
 Response via : Initial Calibration



Data File : M:\THOR\DATA\T120719\0719T10.D Vial: 10
 Acq On : 19 Jul 12 13:20 Operator: DG,RS,HW,ARS,SV
 Sample : 10ug/L Vol Std 07-19-12 Inst : Thor
 Misc : 10ml w/5ul of IS&S: 06-7-12 Multiplr: 1.00

Quant Time: Jul 20 8:00 2012 Quant Results File: TALLW.RES

Quant Method : M:\THOR\DATA\T120719\TALLW.M (RTE Integrator)
 Title : METHOD 8260B
 Last Update : Fri Jul 20 07:59:23 2012
 Response via : Initial Calibration
 DataAcq Meth : 8260_BETA

Internal Standards	R.T.	QIon	Response	Conc	Units	Dev (Min)
1) Fluorobenzene (IS)	6.74	96	461760	25.00000	ppb	0.00
55) Chlorobenzene-D5 (IS)	9.88	117	382656	25.00000	ppb	0.00
70) 1,4-Dichlorobenzene-D (IS)	12.20	152	222464	25.00000	ppb	0.00

System Monitoring Compounds	R.T.	QIon	Response	Conc	Units	Dev (Min)
31) Dibromofluoromethane(S)	5.95	111	168520	23.32155	ppb	0.00
Spiked Amount 29.744			Recovery =	78.409%		
36) 1,2-DCA-D4 (S)	6.33	65	155567	23.16569	ppb	0.00
Spiked Amount 29.083			Recovery =	79.654%		
56) Toluene-D8(S)	8.43	98	509225	22.50992	ppb	0.00
Spiked Amount 30.231			Recovery =	74.460%		
64) 4-Bromofluorobenzene(S)	11.05	95	243014	22.71494	ppb	0.00
Spiked Amount 28.321			Recovery =	80.206%		

Target Compounds	R.T.	QIon	Response	Conc	Units	Qvalue
2) Dichlorodifluoromethane	1.30	85	20592	8.55092	ppb	100
3) Freon 114	1.41	85	29943	9.21523	ppb	100
4) Chloromethane	1.46	50	55224	7.99352	ppb	100
5) Vinyl chloride	1.57	62	88092	9.65263	ppb	100
6) Bromomethane	1.87	94	56164	9.62843	ppb	100
7) Chloroethane	1.97	64	50219	9.55403	ppb	100
8) Dichlorofluoromethane	2.18	67	3626	10.26166	ppb	100
9) Trichlorofluoromethane	2.24	101	20310	10.76684	ppb	100
11) Acetone	2.89	43	15999	9.46044	ppb	100
12) Freon-113	2.86	101	40039	10.55261	ppb	100
13) 1,1-DCE	2.83	61	49796	9.77980	ppb	100
14) t-Butanol	3.69	59	17712	118.28599	ppb	100
15) Methyl Acetate	3.34	43	43037	9.62218	ppb	100
16) Iodomethane	2.99	142	44928	9.75544	ppb	100
17) Acrylonitrile	3.81	52	14890	10.21016	ppb	100
18) Methylene chloride	3.45	84	17800	9.62295	ppb	100
19) Carbon disulfide	3.07	76	4992	9.56146	ppb	100
20) Methyl t-butyl ether (MtBE)	3.91	73	96445	9.81068	ppb	100
21) Trans-1,2-DCE	3.87	96	32035	9.11655	ppb	100
22) Diisopropyl Ether	4.71	59	22379	10.16494	ppb	100
23) 1,1-DCA	4.51	63	93949	10.08273	ppb	100
24) Vinyl Acetate	4.70	87	51479	9.78163	ppb	100
25) Ethyl tert Butyl Ether	5.21	59	120470	9.80182	ppb	100
26) MEK (2-Butanone)	5.38	43	20960	9.29722	ppb	100
27) Cis-1,2-DCE	5.33	96	58803	9.85150	ppb	100
28) 2,2-Dichloropropane	5.32	77	37619	21.88550	ppb	100
29) Chloroform	5.76	83	111509	9.63695	ppb	100
30) Bromochloromethane	5.62	128	29461	10.13722	ppb	100
32) 1,1,1-TCA	5.96	97	68253	9.80337	ppb	100
33) Cyclohexane	6.03	41	18945	10.02673	ppb	100
34) 1,1-Dichloropropene	6.17	75	50092	9.90716	ppb	100
35) 2,2,4-Trimethylpentane	6.55	57	72402	9.96339	ppb	100
37) Carbon Tetrachloride	6.17	117	62675	9.60491	ppb	100
38) Tert Amyl Methyl Ether	6.59	73	130972	10.01183	ppb	100
39) 1,2-DCA	6.42	62	74124	9.76853	ppb	100
40) Benzene	6.40	78	198603	9.58283	ppb	100
41) TCE	7.15	95	55341	9.82406	ppb	100
42) 2-Pentanone	7.36	43	524739	118.23847	ppb	100
43) 1,2-Dichloropropane	7.37	63	66363	9.81377	ppb	100
44) Bromodichloromethane	7.68	83	91332	9.76313	ppb	100
45) Methyl Cyclohexane	7.36	83	41159	10.23335	ppb	100

Data File : M:\THOR\DATA\T120719\0719T10.D
 Acq On : 19 Jul 12 13:20
 Sample : 10ug/L Vol Std 07-19-12
 Misc : 10ml w/5ul of IS&S: 06-7-12

Vial: 10
 Operator: DG,RS,HW,ARS,SV
 Inst : Thor
 Multiplr: 1.00

Quant Time: Jul 20 8:00 2012

Quant Results File: TALLW.RES

Quant Method : M:\THOR\DATA\T120719\TALLW.M (RTE Integrator)
 Title : METHOD 8260B
 Last Update : Fri Jul 20 07:59:23 2012
 Response via : Initial Calibration
 DataAcq Meth : 8260_BETA

Compound	R.T.	QIon	Response	Conc	Unit	Qvalue
46) Dibromomethane	7.49	93	35941	9.77089	ppb	100
47) 2-Chloroethyl vinyl ether	7.99	106	1370	10.69163	ppb	100
48) MIBK (methyl isobutyl ket	8.33	43	29904	9.36937	ppb	100
49) 1-Bromo-2-chloroethane	7.99	63	44656	9.49135	ppb	100
50) Cis-1,3-Dichloropropene	8.15	75	90066	9.72920	ppb	100
51) Toluene	8.50	91	242745	9.92720	ppb	100
52) Trans-1,3-Dichloropropene	8.73	75	78273	9.58952	ppb	100
53) 1,1,2-TCA	8.90	83	52576	9.65694	ppb	100
54) 2-Hexanone	9.18	43	34789	9.50513	ppb	100
57) 1,2-EDB	9.40	107	55383	9.65321	ppb	100
58) Tetrachloroethene	9.06	166	63218	9.74509	ppb	100
59) 1-Chlorohexane	9.90	91	75160	9.73357	ppb	100
60) 1,1,1,2-Tetrachloroethane	9.99	131	74500	9.82985	ppb	100
61) m&p-Xylene	10.15	106	235221	19.89538	ppb	100
62) o-Xylene	10.54	106	123202	10.07348	ppb	100
63) Styrene	10.55	104	207845	10.00206	ppb	100
65) 1,3-Dichloropropane	9.07	76	97910	9.73339	ppb	100
66) Dibromochloromethane	9.29	129	73026	9.64248	ppb	100
67) Chlorobenzene	9.90	112	189743	9.59121	ppb	100
68) Ethylbenzene	10.03	91	301792	9.70186	ppb	100
69) Bromoform	10.71	173	49779	9.59955	ppb	100
71) Isopropylbenzene	10.91	105	292683	10.06209	ppb	100
72) 1,1,2,2-Tetrachloroethane	11.19	83	76457	9.47264	ppb	100
73) 1,2,3-Trichloropropane	11.23	110	21819	9.52445	ppb	100
74) t-1,4-Dichloro-2-Butene	11.25	53	15421	10.05857	ppb	100
75) Bromobenzene	11.19	156	95023	9.90967	ppb	100
76) n-Propylbenzene	11.32	91	375107	10.01587	ppb	100
77) 4-Ethyltoluene	11.43	105	333095	10.35682	ppb	100
78) 2-Chlorotoluene	11.39	91	267654	10.02222	ppb	100
79) 1,3,5-Trimethylbenzene	11.50	105	275791	10.34442	ppb	100
80) 4-Chlorotoluene	11.50	91	267918	10.13519	ppb	100
81) Tert-Butylbenzene	11.82	119	243344	9.96331	ppb	100
82) 1,2,4-Trimethylbenzene	11.86	105	283593	10.27959	ppb	100
83) Sec-Butylbenzene	12.04	105	333541	10.22887	ppb	100
84) p-Isopropyltoluene	12.19	119	283601	10.29343	ppb	100
85) Benzyl Chloride	12.35	91	77761	9.44478	ppb	100
86) 1,3-DCB	12.13	146	180339	9.94467	ppb	100
87) 1,4-DCB	12.22	146	184984	9.74023	ppb	100
88) n-Butylbenzene	12.59	91	252451	10.22261	ppb	100
89) 1,2-DCB	12.59	146	175322	9.97497	ppb	100
90) Hexachloroethane	12.86	117	47057	9.32190	ppb	100
91) 1,2-Dibromo-3-chloropropan	13.35	157	15219	10.06460	ppb	100
92) 1,2,4-Trichlorobenzene	14.20	180	81368	10.09953	ppb	100
93) Hexachlorobutadiene	14.38	223	32894	9.77369	ppb	100
94) Naphthalene	14.43	128	230968	10.26703	ppb	100
95) 1,2,3-Trichlorobenzene	14.67	180	116755	10.17114	ppb	100

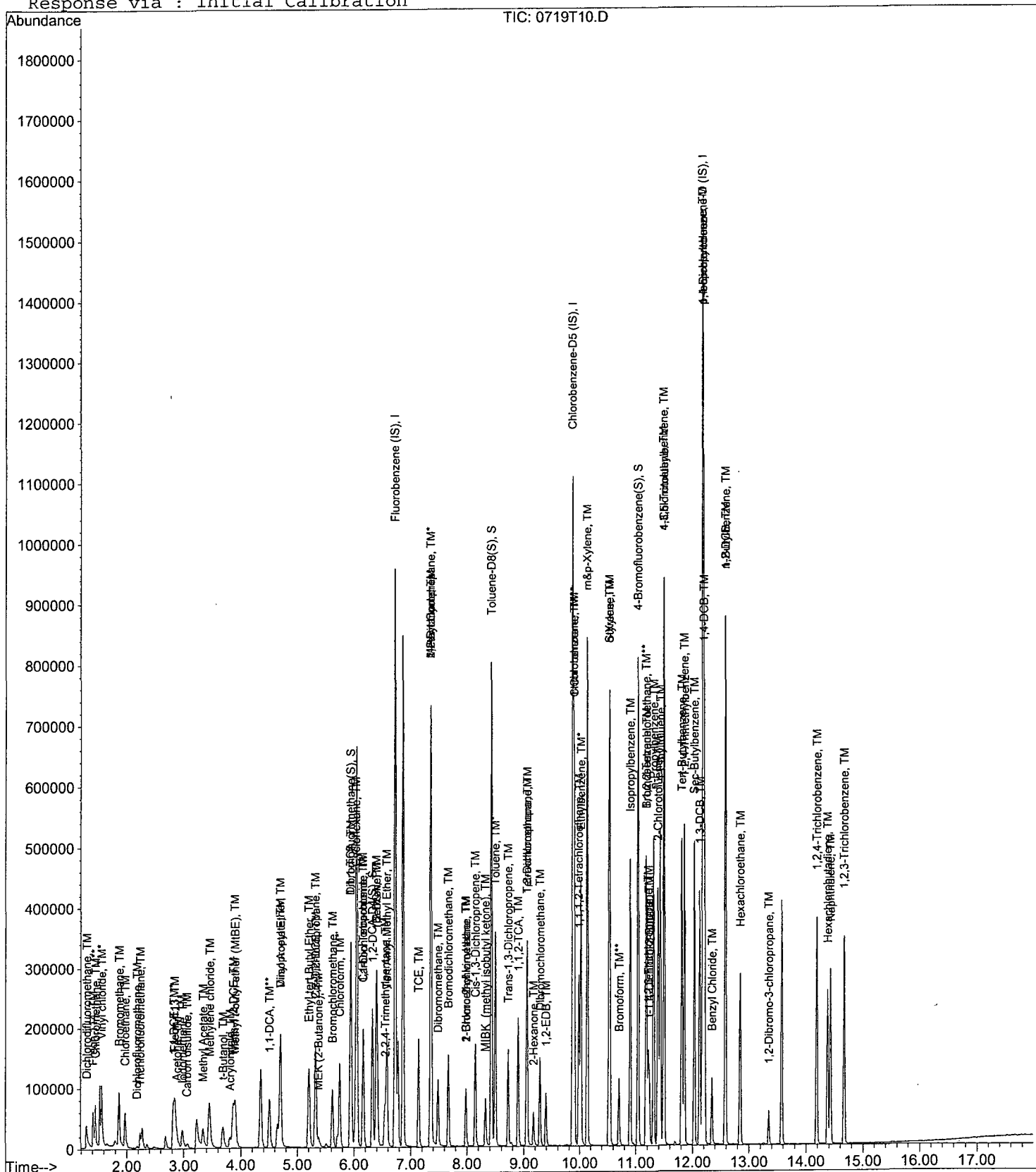
Data File : M:\THOR\DATA\T120719\0719T10.D
Acq On : 19 Jul 12 13:20
Sample : 10ug/L Vol Std 07-19-12
Misc : 10ml w/5ul of IS&S: 06-7-12

Vial: 10
Operator: DG,RS,HW,ARS,SV
Inst : Thor
Multiplr: 1.00

Quant Time: Jul 20 8:00 2012

Quant Results File: TALLW.RES

Method : M:\THOR\DATA\T120719\TALLW.M (RTE Integrator)
Title : METHOD 8260B
Last Update : Fri Jul 20 08:28:10 2012
Response via : Initial Calibration



Data File : M:\THOR\DATA\T120719\0719T11.D
 Acq On : 19 Jul 12 13:48
 Sample : 20ug/L Vol Std 07-19-12
 Misc : 10ml w/5ul of IS&S: 06-7-12

Vial: 11
 Operator: DG,RS,HW,ARS,SV
 Inst : Thor
 Multiplr: 1.00

Quant Time: Jul 20 8:00 2012

Quant Results File: TALLW.RES

Quant Method : M:\THOR\DATA\T120719\TALLW.M (RTE Integrator)
 Title : METHOD 8260B
 Last Update : Fri Jul 20 07:59:23 2012
 Response via : Initial Calibration
 DataAcq Meth : 8260_BETA

Internal Standards	R.T.	QIon	Response	Conc	Units	Dev(Min)
1) Fluorobenzene (IS)	6.73	96	450944	25.00000	ppb	0.00
55) Chlorobenzene-D5 (IS)	9.88	117	363136	25.00000	ppb	0.00
70) 1,4-Dichlorobenzene-D (IS)	12.20	152	216512	25.00000	ppb	0.00

System Monitoring Compounds	R.T.	QIon	Response	Conc	Units	Dev(Min)
31) Dibromofluoromethane(S)	5.95	111	266433	37.75615	ppb	0.00
Spiked Amount 29.744			Recovery =	126.937%		
36) 1,2-DCA-D4(S)	6.33	65	245856	37.48887	ppb	0.00
Spiked Amount 29.083			Recovery =	128.902%		
56) Toluene-D8(S)	8.43	98	830396	38.68020	ppb	0.00
Spiked Amount 30.231			Recovery =	127.949%		
64) 4-Bromofluorobenzene(S)	11.05	95	396858	39.08900	ppb	0.00
Spiked Amount 28.321			Recovery =	138.021%		

Target Compounds	R.T.	QIon	Response	Conc	Units	Qvalue
2) Dichlorodifluoromethane	1.30	85	46664	19.84222	ppb	93
3) Freon 114	1.41	85	63081	20.32626	ppb	89
4) Chloromethane	1.45	50	112002	16.60083	ppb	96
5) Vinyl chloride	1.56	62	179429	20.13240	ppb	98
6) Bromomethane	1.86	94	105711	18.55715	ppb	99
7) Chloroethane	1.97	64	103142	20.09314	ppb	95
8) Dichlorofluoromethane	2.18	67	9181	20.87155	ppb	97
9) Trichlorofluoromethane	2.24	101	47356	25.70675	ppb	96
11) Acetone	2.89	43	33405	21.66341	ppb	94
12) Freon-113	2.85	101	75190	20.29226	ppb	97
13) 1,1-DCE	2.82	61	95955	19.29731	ppb	99
14) t-Butanol	3.69	59	24824	169.75836	ppb	100
15) Methyl Acetate	3.34	43	81096	19.91643	ppb	98
16) Iodomethane	2.98	142	86855	19.31159	ppb	99
17) Acrylonitrile	3.81	52	30307	21.28014	ppb	98
18) Methylene chloride	3.45	84	34488	20.02062	ppb	98
19) Carbon disulfide	3.06	76	10542	21.70326	ppb	# 88
20) Methyl t-butyl ether (MtBE)	3.90	73	182893	19.05066	ppb	99
21) Trans-1,2-DCE	3.87	96	64188	18.70481	ppb	97
22) Diisopropyl Ether	4.70	59	42535	19.78355	ppb	# 88
23) 1,1-DCA	4.51	63	178878	19.65788	ppb	98
24) Vinyl Acetate	4.70	87	100156	19.48731	ppb	96
25) Ethyl tert Butyl Ether	5.21	59	233058	19.41715	ppb	97
26) MEK (2-Butanone)	5.37	43	43408	19.33524	ppb	88
27) Cis-1,2-DCE	5.33	96	115419	19.80041	ppb	97
28) 2,2-Dichloropropane	5.32	77	71286	42.46656	ppb	98
29) Chloroform	5.76	83	216322	19.14362	ppb	99
30) Bromochloromethane	5.62	128	55667	19.61385	ppb	91
32) 1,1,1-TCA	5.96	97	130522	19.19690	ppb	97
33) Cyclohexane	6.03	41	35439	19.20613	ppb	98
34) 1,1-Dichloropropene	6.17	75	97918	19.83066	ppb	97
35) 2,2,4-Trimethylpentane	6.55	57	139234	19.61985	ppb	96
37) Carbon Tetrachloride	6.17	117	125056	19.62444	ppb	99
38) Tert Amyl Methyl Ether	6.59	73	247478	19.37158	ppb	99
39) 1,2-DCA	6.42	62	145135	19.58557	ppb	98
40) Benzene	6.40	78	382065	18.87726	ppb	98
41) TCE	7.14	95	107237	19.49316	ppb	98
42) 2-Pentanone	7.36	43	658133	151.85280	ppb	100
43) 1,2-Dichloropropane	7.37	63	129354	19.58769	ppb	97
44) Bromodichloromethane	7.68	83	178755	19.56672	ppb	98
45) Methyl Cyclohexane	7.36	83	76247	19.41196	ppb	99

(#) = qualifier out of range (m) = manual integration
 0719T11.D TALLW.M Fri Jul 20 08:29:43 2012

Data File : M:\THOR\DATA\T120719\0719T11.D
 Acq On : 19 Jul 12 13:48
 Sample : 20ug/L Vol Std 07-19-12
 Misc : 10ml w/5ul of IS&S: 06-7-12

Vial: 11
 Operator: DG,RS,HW,ARS,SV
 Inst : Thor
 Multiplr: 1.00

Quant Time: Jul 20 8:00 2012

Quant Results File: TALLW.RES

Quant Method : M:\THOR\DATA\T120719\TALLW.M (RTE Integrator)
 Title : METHOD 8260B
 Last Update : Fri Jul 20 07:59:23 2012
 Response via : Initial Calibration
 DataAcq Meth : 8260_BETA

Compound	R.T.	QIon	Response	Conc	Unit	Qvalue
46) Dibromomethane	7.49	93	70661	19.67060	ppb	97
47) 2-Chloroethyl vinyl ether	7.99	106	2760	23.35204	ppb #	100
48) MIBK (methyl isobutyl ket	8.33	43	60201	19.31427	ppb	100
49) 1-Bromo-2-chloroethane	7.99	63	91400	19.89245	ppb	99
50) Cis-1,3-Dichloropropene	8.15	75	176747	19.55069	ppb	99
51) Toluene	8.50	91	471607	19.74924	ppb	98
52) Trans-1,3-Dichloropropene	8.72	75	158806	19.92258	ppb	97
53) 1,1,2-TCA	8.90	83	102413	19.26196	ppb	100
54) 2-Hexanone	9.18	43	70616	19.75664	ppb	98
57) 1,2-EDB	9.40	107	106822	19.61984	ppb	99
58) Tetrachloroethene	9.06	166	120268	19.53595	ppb	97
59) 1-Chlorohexane	9.90	91	145778	19.89376	ppb	99
60) 1,1,1,2-Tetrachloroethane	9.99	131	146253	20.33456	ppb	98
61) m&p-Xylene	10.15	106	462394	41.21236	ppb	99
62) o-Xylene	10.54	106	240916	20.75709	ppb	99
63) Styrene	10.55	104	425446	21.57415	ppb	98
65) 1,3-Dichloropropane	9.07	76	188875	19.78566	ppb	99
66) Dibromochloromethane	9.29	129	145665	20.26776	ppb	100
67) Chlorobenzene	9.90	112	364549	19.41792	ppb	98
68) Ethylbenzene	10.03	91	598003	20.25768	ppb	98
69) Bromoform	10.71	173	98619	20.04032	ppb	96
71) Isopropylbenzene	10.91	105	578914	20.44949	ppb	98
72) 1,1,2,2-Tetrachloroethane	11.19	83	154333	19.64672	ppb	98
73) 1,2,3-Trichloropropane	11.23	110	42893	19.23842	ppb	91
74) t-1,4-Dichloro-2-Butene	11.25	53	32354	21.68350	ppb	96
75) Bromobenzene	11.19	156	185530	19.88027	ppb	98
76) n-Propylbenzene	11.32	91	758387	20.80665	ppb	98
77) 4-Ethyltoluene	11.43	105	653339	20.87252	ppb	98
78) 2-Chlorotoluene	11.39	91	521845	20.07749	ppb	100
79) 1,3,5-Trimethylbenzene	11.50	105	549841	21.19049	ppb	98
80) 4-Chlorotoluene	11.50	91	530306	20.61267	ppb	99
81) Tert-Butylbenzene	11.82	119	482018	20.27796	ppb	98
82) 1,2,4-Trimethylbenzene	11.86	105	561538	20.91400	ppb	99
83) Sec-Butylbenzene	12.04	105	668260	21.05726	ppb	99
84) p-Isopropyltoluene	12.19	119	566536	21.12796	ppb	99
85) Benzyl Chloride	12.35	91	154299	19.25622	ppb	98
86) 1,3-DCB	12.14	146	355716	20.15495	ppb	99
87) 1,4-DCB	12.22	146	358848	19.41437	ppb	100
88) n-Butylbenzene	12.59	91	501731	20.87533	ppb	99
89) 1,2-DCB	12.59	146	337069	19.70479	ppb	99
90) Hexachloroethane	12.86	117	96458	19.63343	ppb	96
91) 1,2-Dibromo-3-chloropropan	13.36	157	32448	22.04834	ppb	94
92) 1,2,4-Trichlorobenzene	14.20	180	162176	20.68292	ppb	100
93) Hexachlorobutadiene	14.38	223	64729	19.76145	ppb	95
94) Naphthalene	14.43	128	476108	21.74583	ppb	99
95) 1,2,3-Trichlorobenzene	14.68	180	231177	20.69267	ppb	99

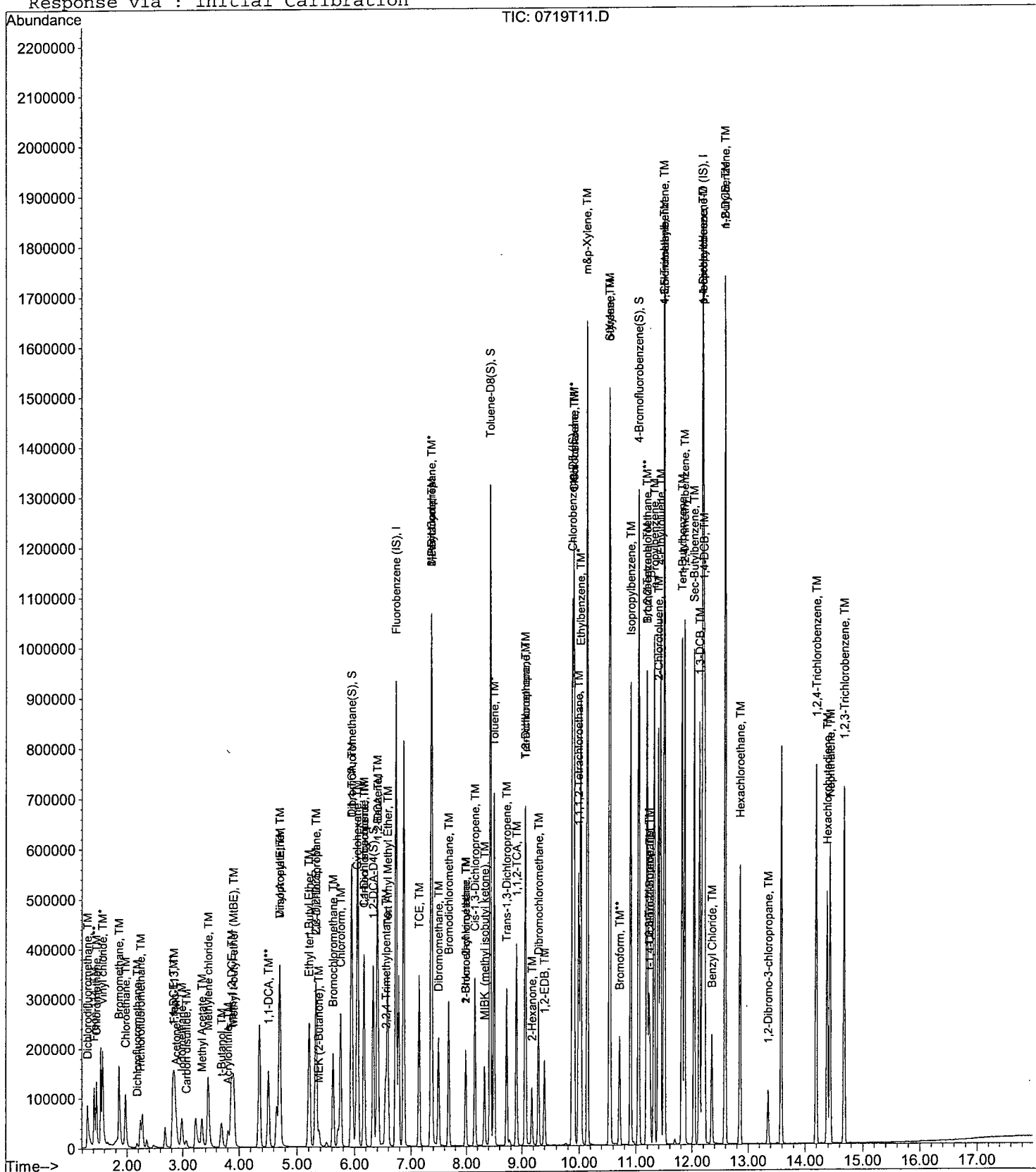
Data File : M:\THOR\DATA\T120719\0719T11.D
Acq On : 19 Jul 12 13:48
Sample : 20ug/L Vol Std 07-19-12
Misc : 10ml w/5ul of IS&S: 06-7-12

Vial: 11
Operator: DG,RS,HW,ARS,SV
Inst : Thor
Multiplr: 1.00

Quant Time: Jul 20 8:00 2012

Quant Results File: TALLW.RES

Method : M:\THOR\DATA\T120719\TALLW.M (RTE Integrator)
Title : METHOD 8260B
Last Update : Fri Jul 20 08:28:10 2012
Response via : Initial Calibration



Data File : M:\THOR\DATA\T120719\0719T12.D
 Acq On : 19 Jul 12 14:16
 Sample : 40ug/L Vol Std 07-19-12
 Misc : 10ml w/5ul of IS&S: 06-7-12

Vial: 12
 Operator: DG,RS,HW,ARS,SV
 Inst : Thor
 Multiplr: 1.00

Quant Time: Jul 20 8:00 2012

Quant Results File: TALLW.RES

Quant Method : M:\THOR\DATA\T120719\TALLW.M (RTE Integrator)
 Title : METHOD 8260B
 Last Update : Fri Jul 20 07:59:23 2012
 Response via : Initial Calibration
 DataAcq Meth : 8260_BETA

Internal Standards	R.T.	QIon	Response	Conc	Units	Dev(Min)
1) Fluorobenzene (IS)	6.73	96	450048	25.00000	ppb	0.00
55) Chlorobenzene-D5 (IS)	9.88	117	369920	25.00000	ppb	0.00
70) 1,4-Dichlorobenzene-D (IS)	12.20	152	219712	25.00000	ppb	0.00

System Monitoring Compounds

31) Dibromofluoromethane(S)	5.95	111	544884	77.36909	ppb	0.00
Spiked Amount	29.744		Recovery	=	260.117%	
36) 1,2-DCA-D4(S)	6.33	65	488560	74.64543	ppb	0.00
Spiked Amount	29.083		Recovery	=	256.659%	
56) Toluene-D8(S)	8.43	98	1669961	76.36095	ppb	0.00
Spiked Amount	30.231		Recovery	=	252.593%	
64) 4-Bromofluorobenzene(S)	11.05	95	804405	77.77781	ppb	0.00
Spiked Amount	28.321		Recovery	=	274.630%	

Target Compounds

	R.T.	QIon	Response	Conc	Units	Qvalue
2) Dichlorodifluoromethane	1.30	85	101464	43.22988	ppb	97
3) Freon 114	1.42	85	136520	44.52891	ppb	88
4) Chloromethane	1.46	50	282736	41.99030	ppb	99
5) Vinyl chloride	1.57	62	357763	40.22185	ppb	100
6) Bromomethane	1.86	94	193264	33.99428	ppb	99
7) Chloroethane	1.97	64	209796	40.95183	ppb	98
8) Dichlorofluoromethane	2.18	67	24179	39.62174	ppb	96
9) Trichlorofluoromethane	2.24	101	112595	61.24281	ppb	99
11) Acetone	2.89	43	57659	38.38775	ppb	99
12) Freon-113	2.85	101	159138	43.03364	ppb	95
13) 1,1-DCE	2.82	61	204122	41.13228	ppb	99
14) t-Butanol	3.69	59	32184	220.52773	ppb	100
15) Methyl Acetate	3.34	43	158595	40.42076	ppb	96
16) Iodomethane	2.98	142	173847	38.73060	ppb	98
17) Acrylonitrile	3.81	52	60943	42.87649	ppb	91
18) Methylene chloride	3.45	84	68312	40.66407	ppb	93
19) Carbon disulfide	3.06	76	20048	42.15606	ppb	# 85
20) Methyl t-butyl ether (MtBE)	3.90	73	353652	36.91075	ppb	98
21) Trans-1,2-DCE	3.87	96	127159	37.12876	ppb	95
22) Diisopropyl Ether	4.70	59	86276	40.20793	ppb	95
23) 1,1-DCA	4.51	63	364882	40.17871	ppb	98
24) Vinyl Acetate	4.70	87	205079	39.98158	ppb	95
25) Ethyl tert Butyl Ether	5.21	59	459486	38.35814	ppb	98
26) MEK (2-Butanone)	5.38	43	87533	38.72047	ppb	94
27) Cis-1,2-DCE	5.33	96	229166	39.39224	ppb	97
28) 2,2-Dichloropropane	5.32	77	141557	84.49635	ppb	96
29) Chloroform	5.76	83	434710	38.54666	ppb	98
30) Bromochloromethane	5.62	128	110740	39.09610	ppb	91
32) 1,1,1-TCA	5.96	97	264324	38.95361	ppb	96
33) Cyclohexane	6.04	41	77803	42.24920	ppb	96
34) 1,1-Dichloropropene	6.17	75	198474	40.27560	ppb	100
35) 2,2,4-Trimethylpentane	6.55	57	293410	41.42752	ppb	94
37) Carbon Tetrachloride	6.17	117	261231	41.07535	ppb	96
38) Tert Amyl Methyl Ether	6.59	73	485700	38.09434	ppb	97
39) 1,2-DCA	6.42	62	284928	38.52680	ppb	99
40) Benzene	6.40	78	767359	37.98954	ppb	99
41) TCE	7.15	95	213589	38.90274	ppb	97
42) 2-Pentanone	7.36	43	764190	176.67466	ppb	98
43) 1,2-Dichloropropane	7.37	63	253205	38.41842	ppb	97
44) Bromodichloromethane	7.68	83	359604	39.44102	ppb	99
45) Methyl Cyclohexane	7.36	83	159998	40.81549	ppb	97

(#) = qualifier out of range (m) = manual integration
 0719T12.D TALLW.M Fri Jul 20 08:29:46 2012

Data File : M:\THOR\DATA\T120719\0719T12.D Vial: 12
 Acq On : 19 Jul 12 14:16 Operator: DG,RS,HW,ARS,SV
 Sample : 40ug/L Vol Std 07-19-12 Inst : Thor
 Misc : 10ml w/5ul of IS&S: 06-7-12 Multiplr: 1.00

Quant Time: Jul 20 8:00 2012

Quant Results File: TALLW.RES

Quant Method : M:\THOR\DATA\T120719\TALLW.M (RTE Integrator)

Title : METHOD 8260B

Last Update : Fri Jul 20 07:59:23 2012

Response via : Initial Calibration

DataAcq Meth : 8260_BETA

Compound	R.T.	QIon	Response	Conc	Unit	Qvalue
46) Dibromomethane	7.49	93	141296	39.41227	ppb	93
47) 2-Chloroethyl vinyl ether	7.99	106	4618	39.97505	ppb #	100
48) MIBK (methyl isobutyl ket	8.33	43	121497	39.05746	ppb	99
49) 1-Bromo-2-chloroethane	7.99	63	181376	39.55356	ppb	99
50) Cis-1,3-Dichloropropene	8.15	75	367817	40.76670	ppb	100
51) Toluene	8.50	91	942978	39.56722	ppb	100
52) Trans-1,3-Dichloropropene	8.72	75	327606	41.18075	ppb	97
53) 1,1,2-TCA	8.90	83	203529	38.35620	ppb	97
54) 2-Hexanone	9.18	43	145904	40.90166	ppb	99
57) 1,2-EDB	9.40	107	216913	39.10946	ppb	98
58) Tetrachloroethene	9.06	166	243143	38.77105	ppb	95
59) 1-Chlorohexane	9.90	91	305567	40.93481	ppb	97
60) 1,1,1,2-Tetrachloroethane	9.99	131	289716	39.54248	ppb	95
61) m&p-Xylene	10.15	106	942114	82.42904	ppb	98
62) o-Xylene	10.54	106	486606	41.15663	ppb	98
63) Styrene	10.55	104	862890	42.95425	ppb	100
65) 1,3-Dichloropropane	9.07	76	382242	39.30755	ppb	98
66) Dibromochloromethane	9.29	129	292949	40.01326	ppb	96
67) Chlorobenzene	9.90	112	739958	38.69148	ppb	99
68) Ethylbenzene	10.03	91	1209652	40.22613	ppb	98
69) Bromoform	10.71	173	206749	41.24287	ppb	99
71) Isopropylbenzene	10.91	105	1186391	41.29757	ppb	98
72) 1,1,2,2-Tetrachloroethane	11.19	83	311389	39.06275	ppb	100
73) 1,2,3-Trichloropropane	11.23	110	87283	38.57810	ppb	93
74) t-1,4-Dichloro-2-Butene	11.25	53	67511	44.58657	ppb	97
75) Bromobenzene	11.19	156	370849	39.15918	ppb	99
76) n-Propylbenzene	11.32	91	1546930	41.82252	ppb	99
77) 4-Ethyltoluene	11.43	105	1336329	42.07052	ppb	99
78) 2-Chlorotoluene	11.39	91	1059468	40.16835	ppb	99
79) 1,3,5-Trimethylbenzene	11.50	105	1118597	42.48207	ppb	99
80) 4-Chlorotoluene	11.50	91	1066136	40.83649	ppb	100
81) Tert-Butylbenzene	11.82	119	993558	41.18911	ppb	99
82) 1,2,4-Trimethylbenzene	11.86	105	1142659	41.93753	ppb	99
83) Sec-Butylbenzene	12.04	105	1362846	42.31861	ppb	100
84) p-Isopropyltoluene	12.19	119	1167081	42.89031	ppb	99
85) Benzyl Chloride	12.35	91	328559	40.40634	ppb	98
86) 1,3-DCB	12.13	146	706591	39.45252	ppb	99
87) 1,4-DCB	12.22	146	717680	38.26236	ppb	100
88) n-Butylbenzene	12.59	91	1032004	42.31282	ppb	99
89) 1,2-DCB	12.59	146	673414	38.79389	ppb	98
90) Hexachloroethane	12.86	117	199424	40.00032	ppb	95
91) 1,2-Dibromo-3-chloropropan	13.35	157	66284	44.38384	ppb	95
92) 1,2,4-Trichlorobenzene	14.20	180	327616	41.17358	ppb	100
93) Hexachlorobutadiene	14.38	223	129523	38.96681	ppb	98
94) Naphthalene	14.43	128	999454	44.98436	ppb	99
95) 1,2,3-Trichlorobenzene	14.68	180	465877	41.09332	ppb	98

(#) = qualifier out of range (m) = manual integration

0719T12.D TALLW.M Fri Jul 20 08:29:46 2012

Data File : M:\THOR\DATA\T120719\0719T13.D Vial: 13
 Acq On : 19 Jul 12 14:44 Operator: DG,RS,HW,ARS,SV
 Sample : 100ug/L Vol Std 07-19-12 Inst : Thor
 Misc : 10ml w/5ul of IS&S: 06-7-12 Multiplr: 1.00

Quant Time: Jul 20 8:00 2012

Quant Results File: TALLW.RES

Quant Method : M:\THOR\DATA\T120719\TALLW.M (RTE Integrator)
 Title : METHOD 8260B
 Last Update : Fri Jul 20 07:59:23 2012
 Response via : Initial Calibration
 DataAcq Meth : 8260_BETA

Internal Standards	R.T.	QIon	Response	Conc	Units	Dev(Min)
1) Fluorobenzene (IS)	6.73	96	444096	25.00000	ppb	0.00
55) Chlorobenzene-D5 (IS)	9.88	117	369984	25.00000	ppb	0.00
70) 1,4-Dichlorobenzene-D (IS)	12.20	152	225280	25.00000	ppb	0.00

System Monitoring Compounds

31) Dibromofluoromethane(S)	5.94	111	677704	97.51815	ppb	0.00
Spiked Amount	29.744		Recovery	=	327.859%	
36) 1,2-DCA-D4(S)	6.33	65	602641	93.30952	ppb	0.00
Spiked Amount	29.083		Recovery	=	320.837%	
56) Toluene-D8(S)	8.43	98	2073207	94.78345	ppb	0.00
Spiked Amount	30.231		Recovery	=	313.531%	
64) 4-Bromofluorobenzene(S)	11.05	95	1023987	98.99204	ppb	0.00
Spiked Amount	28.321		Recovery	=	349.536%	

Target Compounds

	R.T.	QIon	Response	Conc	Units	Qvalue
2) Dichlorodifluoromethane	1.29	85	254656	109.95320	ppb	99
3) Freon 114	1.41	85	295808	98.23896	ppb	92
4) Chloromethane	1.45	50	771844	116.16609	ppb	98
5) Vinyl chloride	1.56	62	891545	101.57617	ppb	98
6) Bromomethane	1.85	94	452818	80.71617	ppb	98
7) Chloroethane	1.95	64	503433	99.58633	ppb	94
8) Dichlorofluoromethane	2.18	67	115020	100.01762	ppb	99
9) Trichlorofluoromethane	2.23	101	328219	180.91796	ppb	99
11) Acetone	2.89	43	145827	100.36210	ppb	98
12) Freon-113	2.84	101	365975	100.29230	ppb	97
13) 1,1-DCE	2.81	61	492964	100.66770	ppb	98
14) t-Butanol	3.70	59	53864	374.02770	ppb	99
15) Methyl Acetate	3.33	43	378645	99.85965	ppb	99
16) Iodomethane	2.97	142	429518	96.97290	ppb	97
17) Acrylonitrile	3.80	52	148837	106.11781	ppb	92
18) Methylene chloride	3.45	84	163136	99.75173	ppb	96
19) Carbon disulfide	3.05	76	45848	98.86363	ppb	# 88
20) Methyl t-butyl ether (MtBE)	3.90	73	822710	87.01727	ppb	98
21) Trans-1,2-DCE	3.86	96	303532	89.81519	ppb	95
22) Diisopropyl Ether	4.70	59	207477	97.98816	ppb	93
23) 1,1-DCA	4.50	63	860226	95.99267	ppb	97
24) Vinyl Acetate	4.70	87	495299	97.85616	ppb	96
25) Ethyl tert Butyl Ether	5.21	59	1019255	86.22835	ppb	99
26) MEK (2-Butanone)	5.37	43	225877	100.70732	ppb	92
27) Cis-1,2-DCE	5.32	96	554128	96.52785	ppb	96
28) 2,2-Dichloropropane	5.32	77	327819	198.30000	ppb	99
29) Chloroform	5.75	83	1043860	93.80183	ppb	98
30) Bromochloromethane	5.62	128	277342	99.22624	ppb	93
32) 1,1,1-TCA	5.96	97	618230	92.33007	ppb	94
33) Cyclohexane	6.03	41	173334	95.38672	ppb	97
34) 1,1-Dichloropropene	6.16	75	474643	97.60846	ppb	99
35) 2,2,4-Trimethylpentane	6.55	57	649315	92.90765	ppb	94
37) Carbon Tetrachloride	6.16	117	627649	100.01275	ppb	97
38) Tert Amyl Methyl Ether	6.59	73	1115219	88.64096	ppb	96
39) 1,2-DCA	6.42	62	688055	94.28291	ppb	98
40) Benzene	6.40	78	1827390	91.68086	ppb	99
41) TCE	7.14	95	502537	92.75799	ppb	98
42) 2-Pentanone	7.36	43	907754	212.67824	ppb	98
43) 1,2-Dichloropropane	7.37	63	623762	95.91093	ppb	97
44) Bromodichloromethane	7.68	83	887397	98.63330	ppb	99
45) Methyl Cyclohexane	7.36	83	367578	95.02589	ppb	97

(#) = qualifier out of range (m) = manual integration

0719T13.D TALLW.M Fri Jul 20 08:29:48 2012

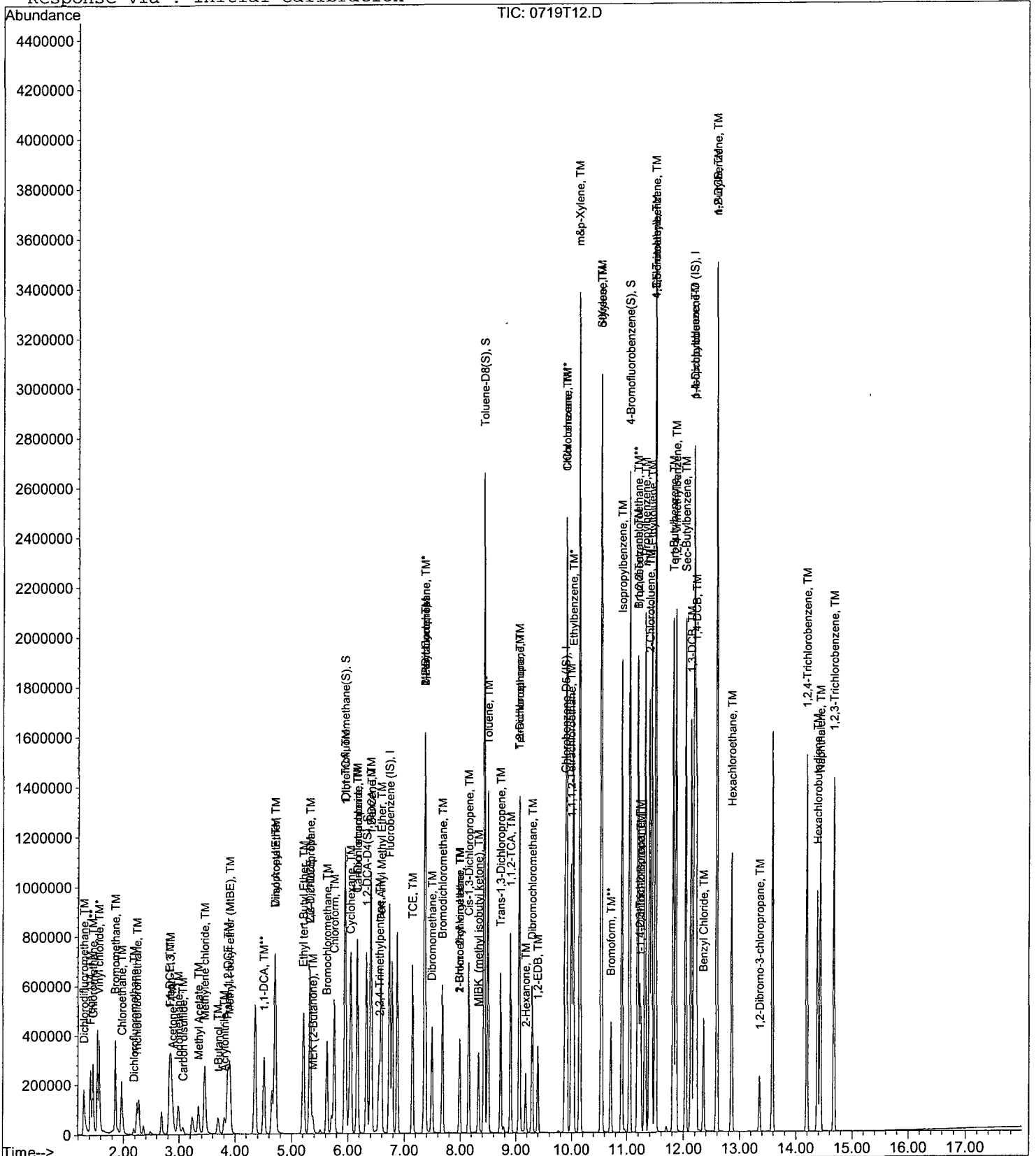
Data File : M:\THOR\DATA\T120719\0719T12.D
Acq On : 19 Jul 12 14:16
Sample : 40ug/L Vol Std 07-19-12
Misc : 10ml w/5ul of IS&S: 06-7-12

Vial: 12
Operator: DG,RS,HW,ARS,SV
Inst : Thor
Multiplr: 1.00

Quant Time: Jul 20 8:00 2012

Quant Results File: TALLW.RES

Method : M:\THOR\DATA\T120719\TALLW.M (RTE Integrator)
Title : METHOD 8260B
Last Update : Fri Jul 20 08:28:10 2012
Response via : Initial Calibration



Data File : M:\THOR\DATA\T120719\0719T13.D
 Acq On : 19 Jul 12 14:44
 Sample : 100ug/L Vol Std 07-19-12
 Misc : 10ml w/5ul of IS&S: 06-7-12

Vial: 13
 Operator: DG,RS,HW,ARS,SV
 Inst : Thor
 Multiplr: 1.00

Quant Time: Jul 20 8:00 2012

Quant Results File: TALLW.RES

Quant Method : M:\THOR\DATA\T120719\TALLW.M (RTE Integrator)
 Title : METHOD 8260B
 Last Update : Fri Jul 20 07:59:23 2012
 Response via : Initial Calibration
 DataAcq Meth : 8260_BETA

Compound	R.T.	QIon	Response	Conc	Unit	Qvalue
46) Dibromomethane	7.49	93	343569	97.11750	ppb	95
47) 2-Chloroethyl vinyl ether	7.99	106	11121	99.31396	ppb #	100
48) MIBK (methyl isobutyl ket	8.33	43	317753	103.51662	ppb	98
49) 1-Bromo-2-chloroethane	7.99	63	444096	98.14420	ppb	99
50) Cis-1,3-Dichloropropene	8.15	75	923494	103.72652	ppb	98
51) Toluene	8.50	91	2302514	97.90801	ppb	100
52) Trans-1,3-Dichloropropene	8.72	75	844862	107.62424	ppb	97
53) 1,1,2-TCA	8.90	83	506640	96.75885	ppb	98
54) 2-Hexanone	9.18	43	374170	106.29789	ppb	96
57) 1,2-EDB	9.40	107	552458	99.59106	ppb	98
58) Tetrachloroethene	9.06	166	580637	92.57110	ppb	96
59) 1-Chlorohexane	9.90	91	748840	100.29983	ppb	96
60) 1,1,1,2-Tetrachloroethane	9.99	131	746191	101.82778	ppb	98
61) m&p-Xylene	10.14	106	2312256	202.27283	ppb	97
62) o-Xylene	10.54	106	1205888	101.97512	ppb	97
63) Styrene	10.55	104	2181574	108.57892	ppb	97
65) 1,3-Dichloropropane	9.07	76	938122	96.45434	ppb	100
66) Dibromochloromethane	9.29	129	748578	102.22894	ppb	99
67) Chlorobenzene	9.90	112	1810618	94.65857	ppb	99
68) Ethylbenzene	10.03	91	2980271	99.08969	ppb	98
69) Bromoform	10.71	173	538782	107.45915	ppb	100
71) Isopropylbenzene	10.91	105	2947712	100.07206	ppb	98
72) 1,1,2,2-Tetrachloroethane	11.19	83	796018	97.38982	ppb	99
73) 1,2,3-Trichloropropane	11.23	110	223287	96.25110	ppb	93
74) t-1,4-Dichloro-2-Butene	11.25	53	179952	115.90904	ppb	99
75) Bromobenzene	11.19	156	932826	96.06567	ppb	100
76) n-Propylbenzene	11.32	91	3839951	101.25032	ppb	100
77) 4-Ethyltoluene	11.43	105	3324604	102.07879	ppb	99
78) 2-Chlorotoluene	11.40	91	2632771	97.35098	ppb	100
79) 1,3,5-Trimethylbenzene	11.50	105	2768017	102.52551	ppb	98
80) 4-Chlorotoluene	11.50	91	2649819	98.98815	ppb	100
81) Tert-Butylbenzene	11.82	119	2490617	100.69949	ppb	99
82) 1,2,4-Trimethylbenzene	11.86	105	2848266	101.95249	ppb	99
83) Sec-Butylbenzene	12.04	105	3384214	102.48812	ppb	100
84) p-Isopropyltoluene	12.19	119	2906241	104.16479	ppb	99
85) Benzyl Chloride	12.35	91	910665	109.22596	ppb	96
86) 1,3-DCB	12.14	146	1775349	96.67663	ppb	99
87) 1,4-DCB	12.22	146	1789528	93.04875	ppb	100
88) n-Butylbenzene	12.59	91	2558982	102.32670	ppb	99
89) 1,2-DCB	12.59	146	1688312	94.85606	ppb	99
90) Hexachloroethane	12.86	117	521928	102.10049	ppb	95
91) 1,2-Dibromo-3-chloropropan	13.35	157	180474	117.85879	ppb	94
92) 1,2,4-Trichlorobenzene	14.20	180	875328	107.28908	ppb	100
93) Hexachlorobutadiene	14.38	223	327441	96.07540	ppb	95
94) Naphthalene	14.43	128	2618767	114.95471	ppb	99
95) 1,2,3-Trichlorobenzene	14.68	180	1182785	101.75059	ppb	98

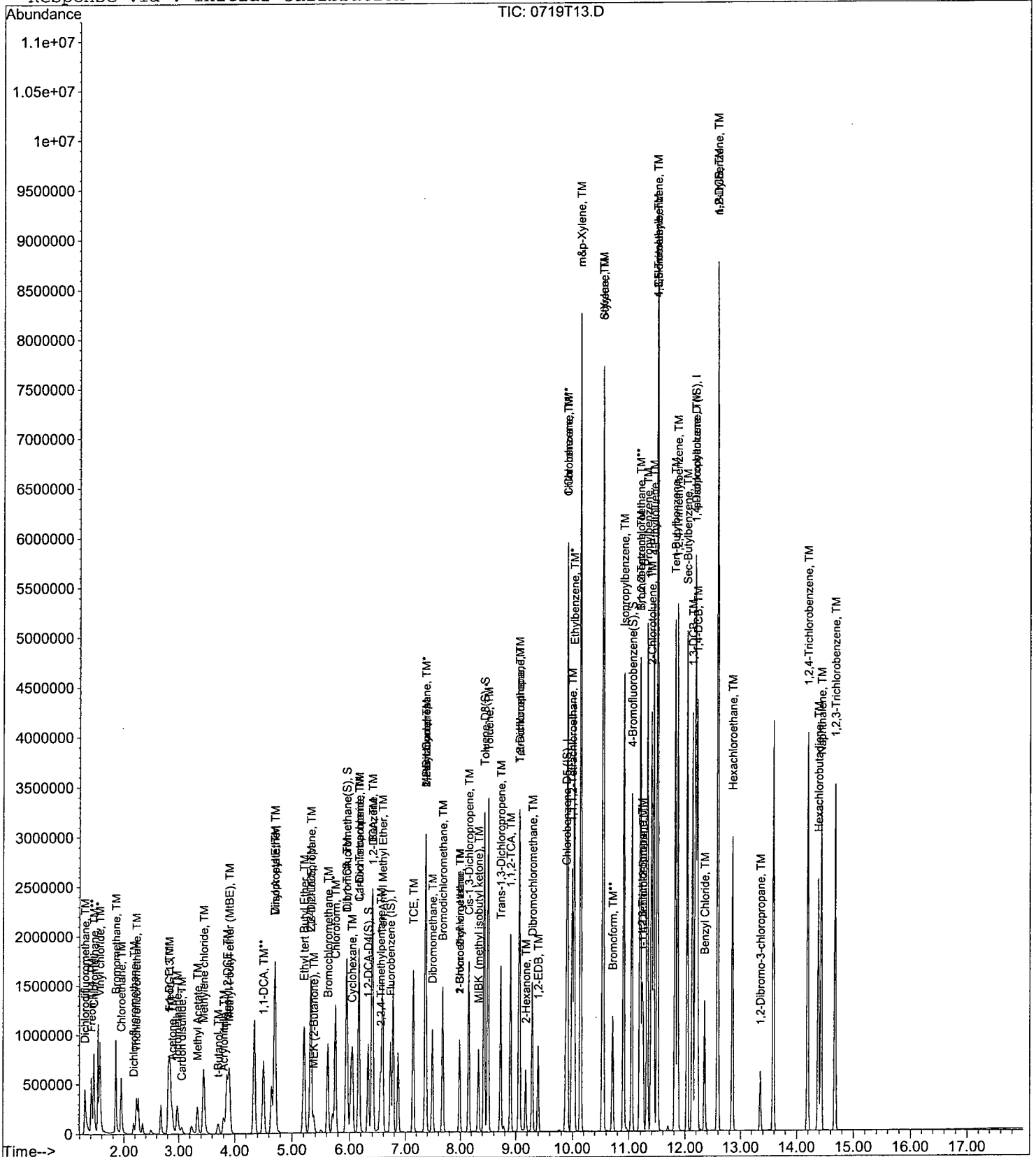
Data File : M:\THOR\DATA\T120719\0719T13.D
Acq On : 19 Jul 12 14:44
Sample : 100ug/L Vol Std 07-19-12
Misc : 10ml w/5ul of IS&S: 06-7-12

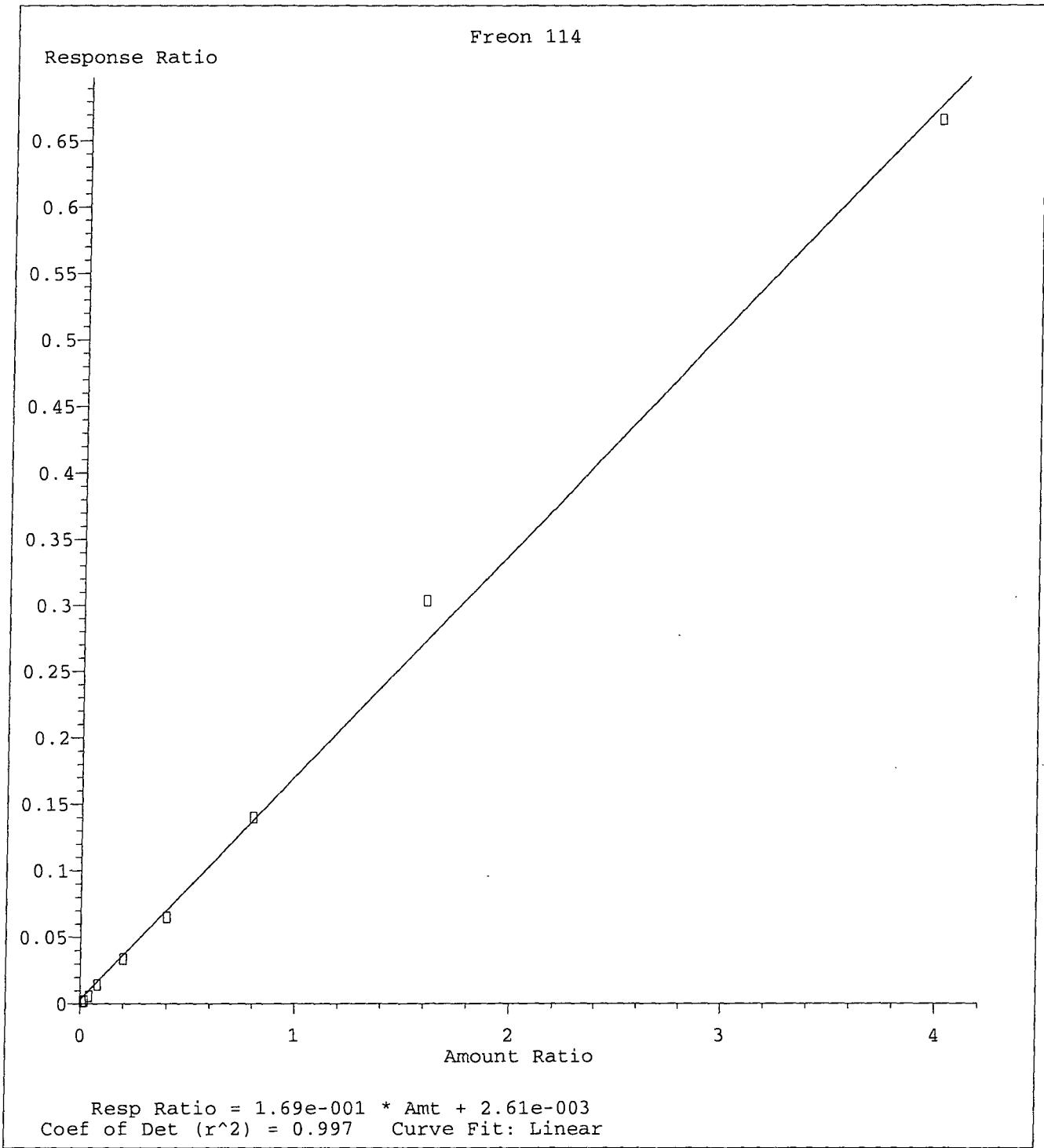
Vial: 13
Operator: DG,RS,HW,ARS,SV
Inst : Thor
Multiplr: 1.00

Quant Time: Jul 20 8:00 2012

Quant Results File: TALLW.RES

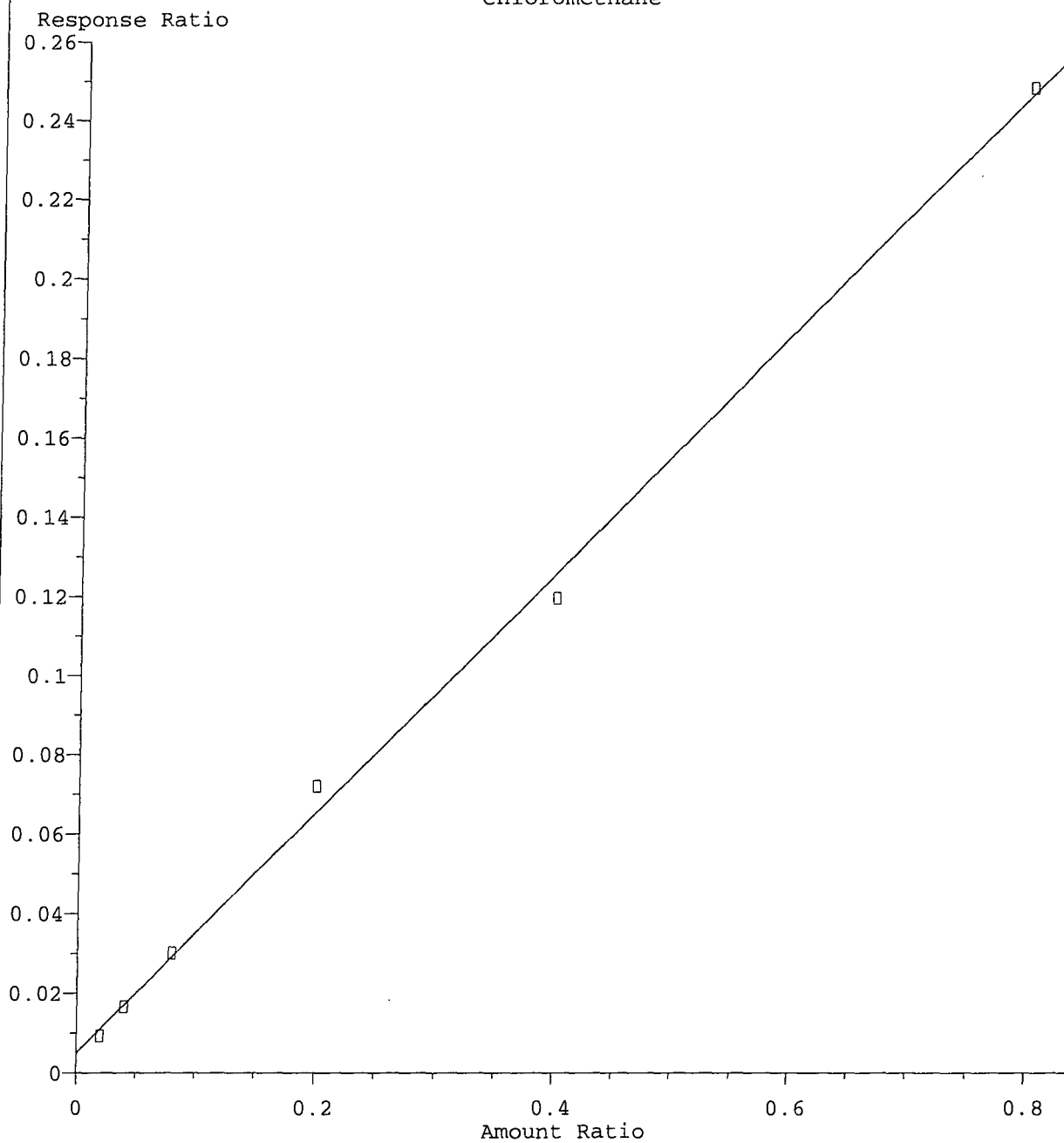
Method : M:\THOR\DATA\T120719\TALLW.M (RTE Integrator)
Title : METHOD 8260B
Last Update : Fri Jul 20 08:28:10 2012
Response via : Initial Calibration





Method Name: M:\THOR\DATA\T120719\TALLW.M
Calibration Table Last Updated: Fri Jul 20 10:40:23 2012

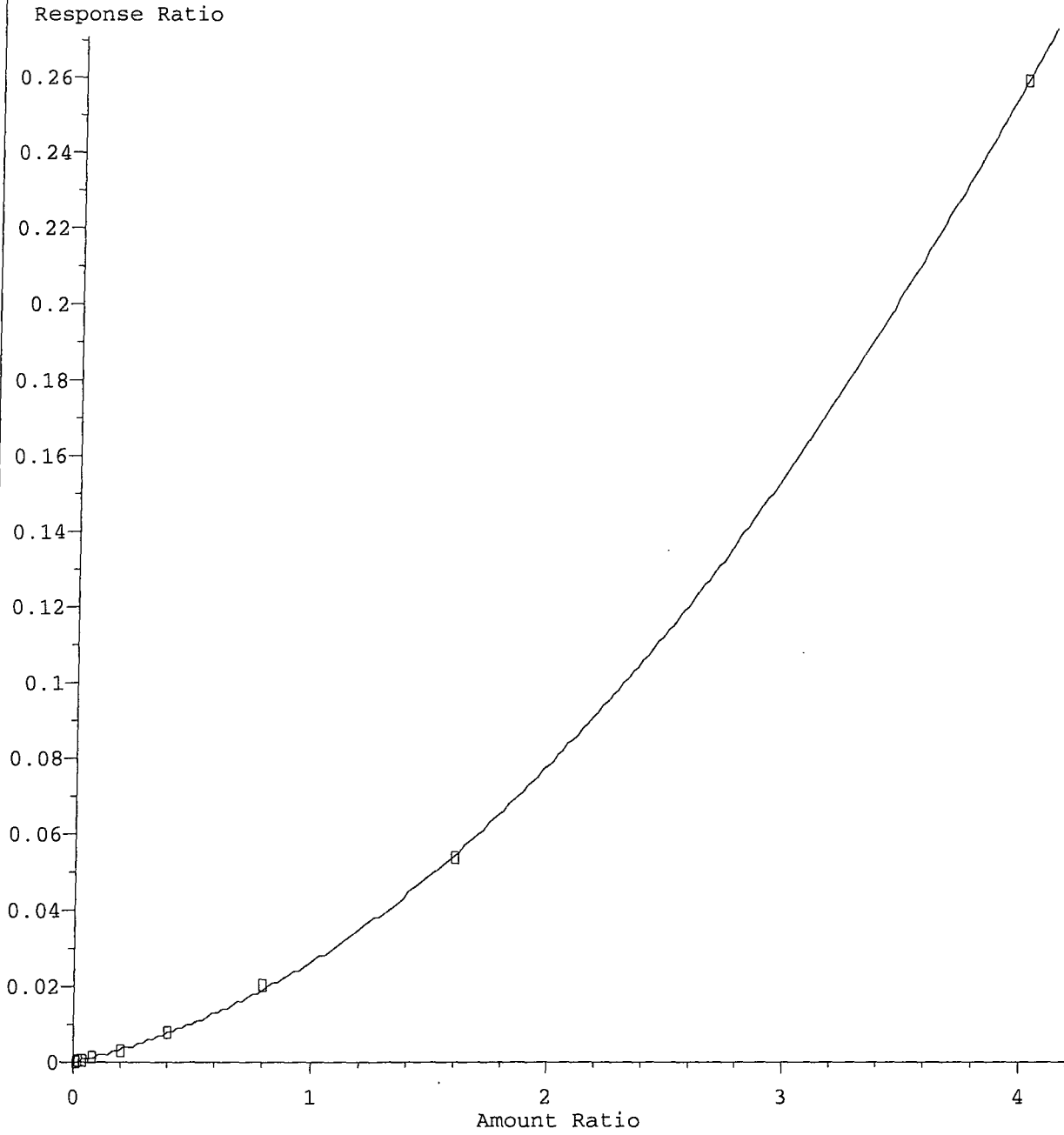
Chloromethane



Resp Ratio = 3.02e-001 * Amt + 5.15e-003
Coef of Det (r^2) = 0.998 Curve Fit: Linear

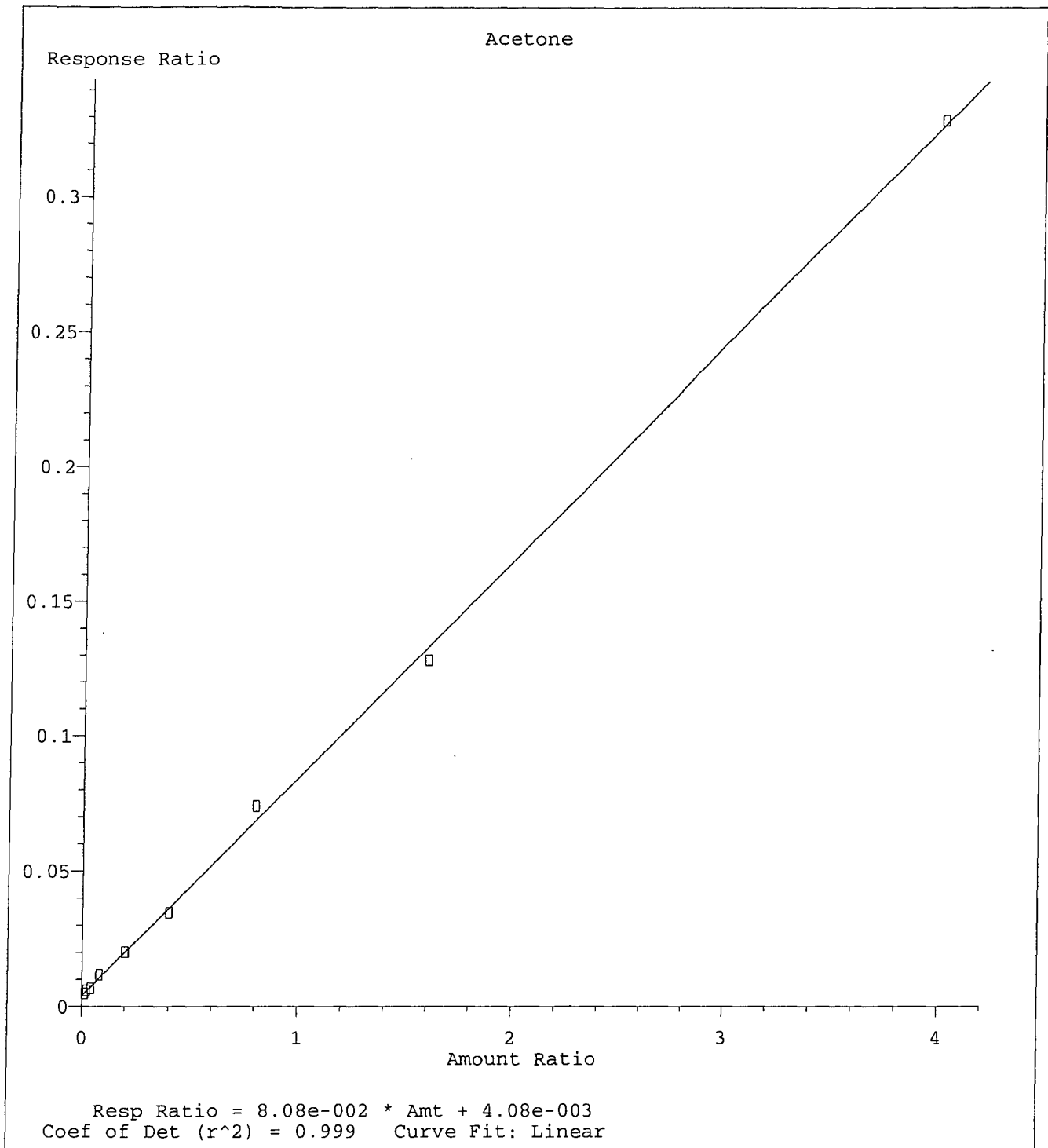
Method Name: M:\THOR\DATA\T120719\TALLW.M
Calibration Table Last Updated: Fri Jul 20 10:40:23 2012

Dichlorofluoromethane



$R = 1.28e-002 A^2 + 1.35e-002 A + 1.38e-004$
Curve Fit: Quadratic

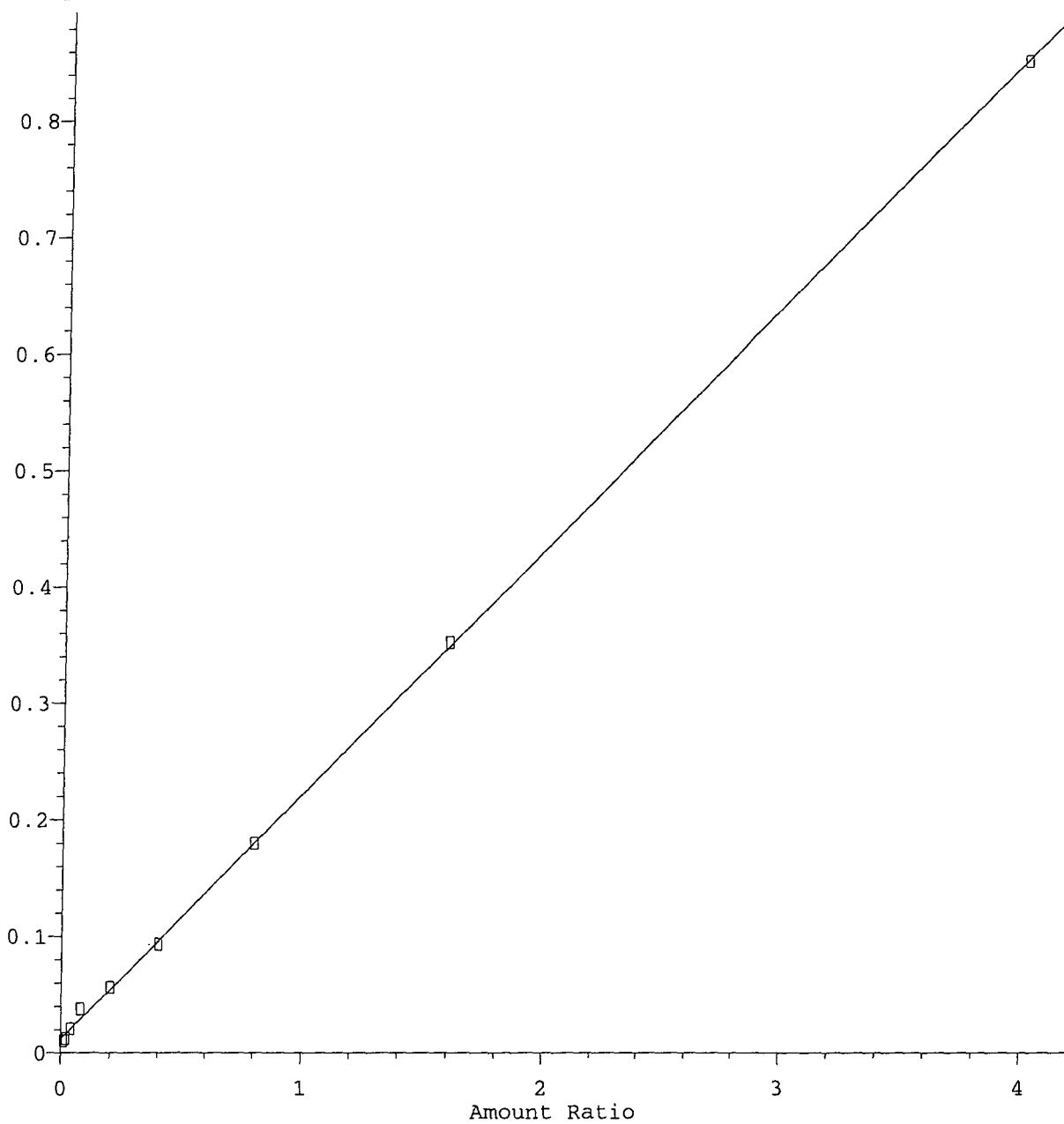
Method Name: M:\THOR\DATA\T120719\TALLW.M
Calibration Table Last Updated: Fri Jul 20 10:40:23 2012



Method Name: M:\THOR\DATA\T120719\TALLW.M
Calibration Table Last Updated: Fri Jul 20 10:40:23 2012

Methyl Acetate

Response Ratio

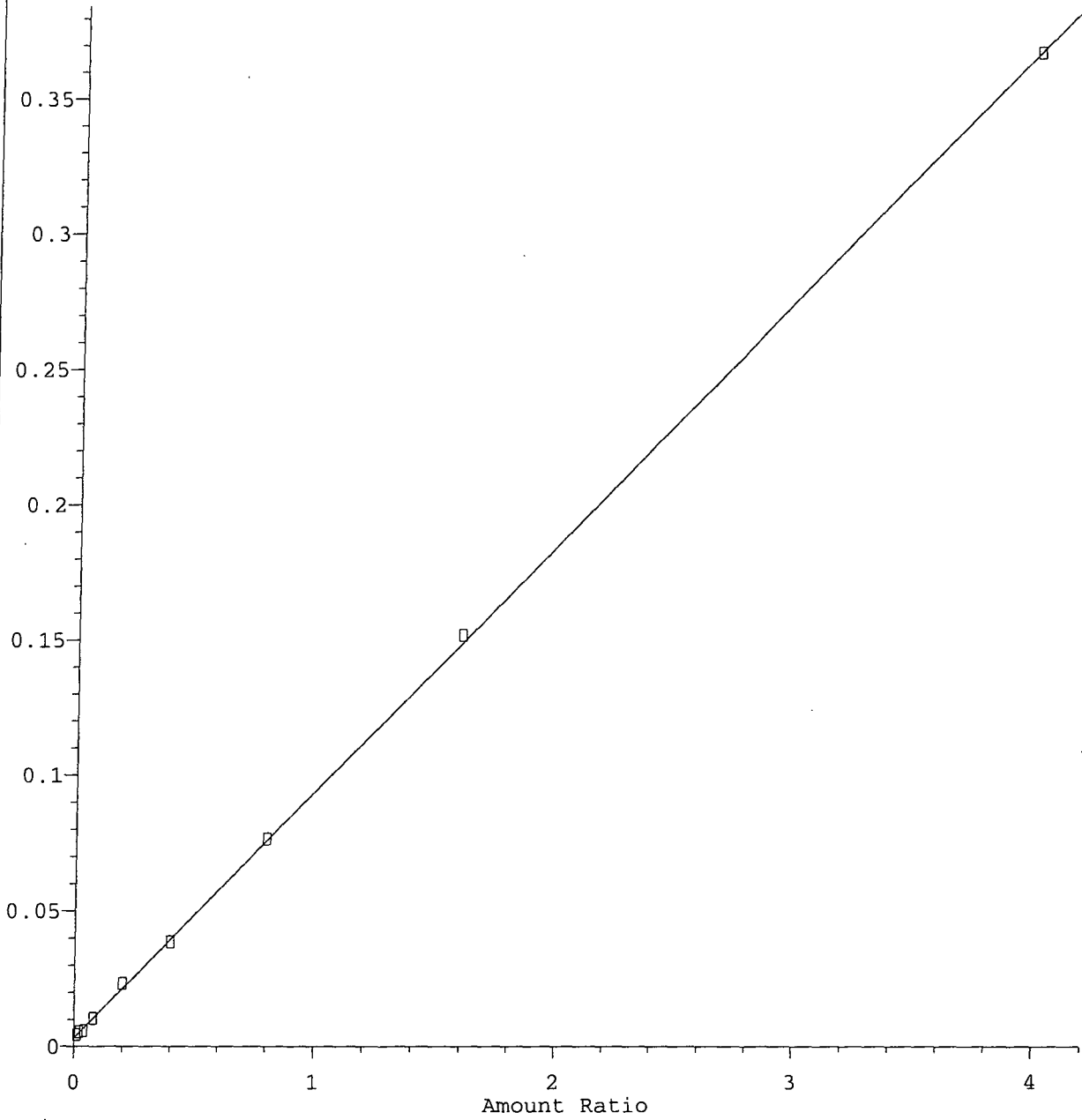


Resp Ratio = 2.10e-001 * Amt + 1.22e-002
Coef of Det (r^2) = 1.000 Curve Fit: Linear

Method Name: M:\THOR\DATA\T120719\TALLW.M
Calibration Table Last Updated: Fri Jul 20 10:40:23 2012

Methylene chloride

Response Ratio

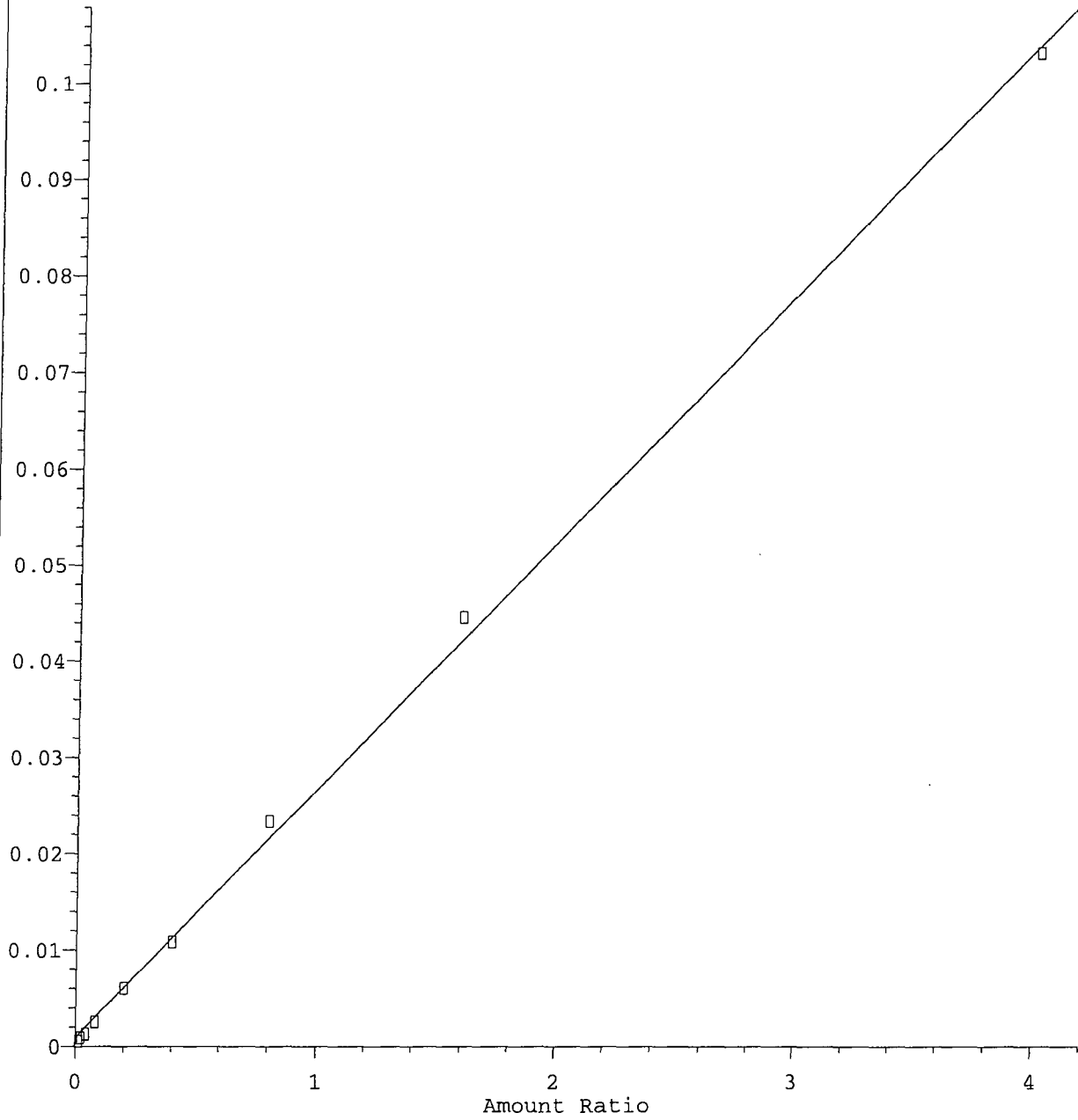


Resp Ratio = $9.12e-002 * Amt + 3.44e-003$
Coef of Det (r^2) = 1.000 Curve Fit: Linear

Method Name: M:\THOR\DATA\T120719\TALLW.M
Calibration Table Last Updated: Fri Jul 20 10:40:23 2012

Carbon disulfide

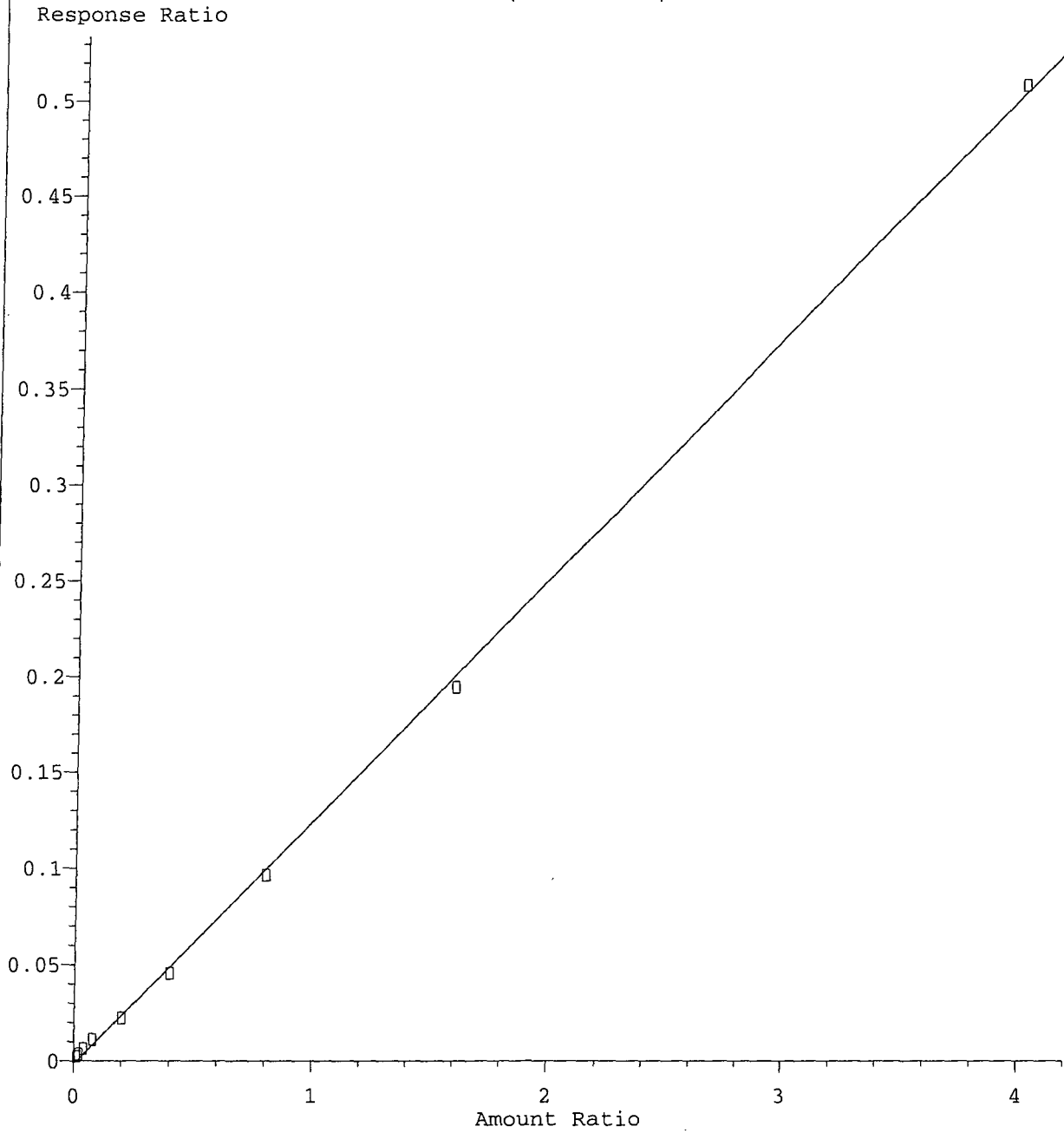
Response Ratio



Resp Ratio = 2.59e-002 * Amt + 9.15e-004
Coef of Det (r^2) = 0.999 Curve Fit: Linear

Method Name: M:\THOR\DATA\T120719\TALLW.M
Calibration Table Last Updated: Fri Jul 20 10:40:23 2012

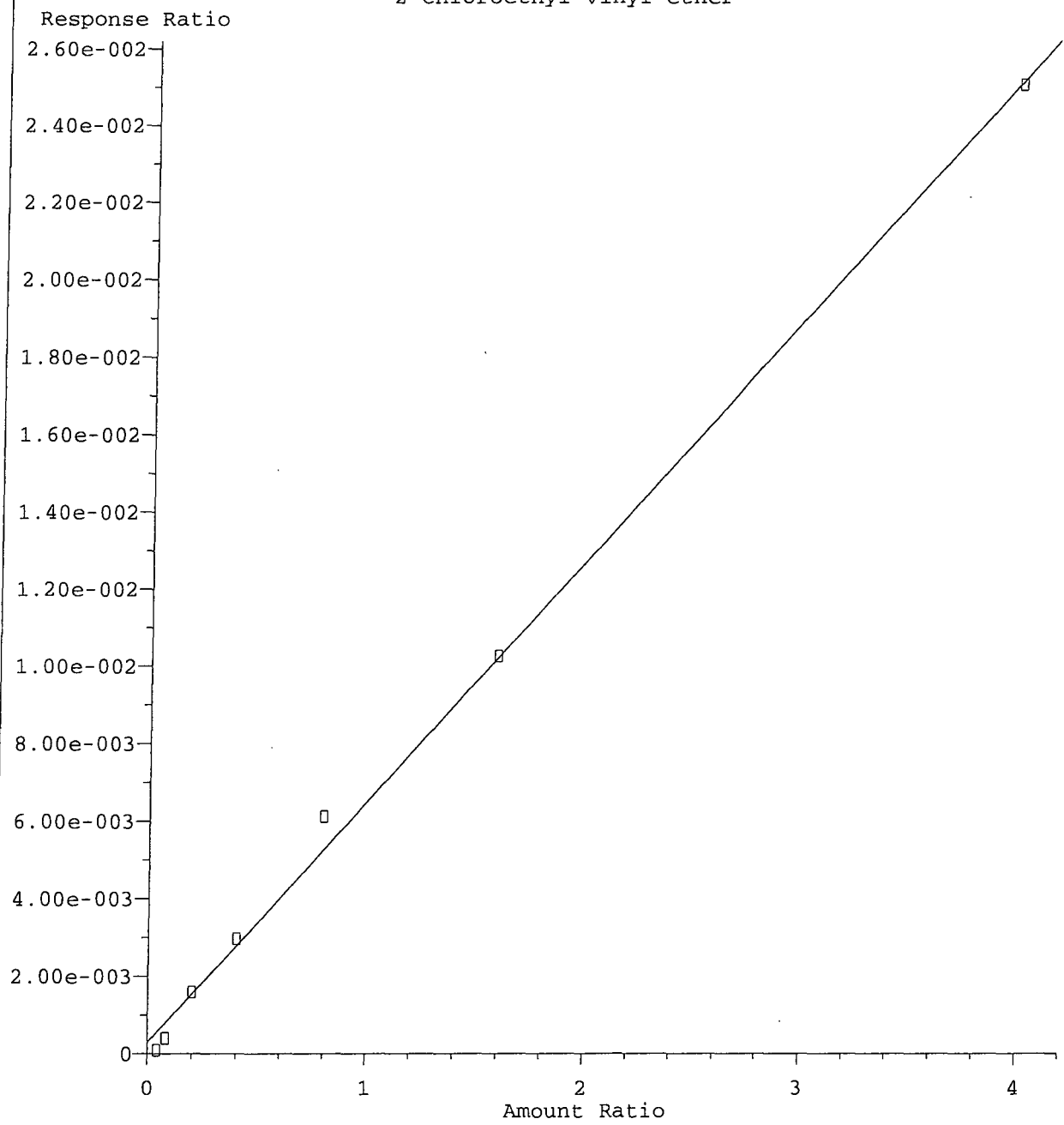
MEK (2-Butanone)



Resp Ratio = 1.27e-001 * Amt - 1.72e-003
Coef of Det (r^2) = 0.999 Curve Fit: Linear

Method Name: M:\THOR\DATA\T120719\TALLW.M
Calibration Table Last Updated: Fri Jul 20 10:40:23 2012

2-Chloroethyl vinyl ether



Resp Ratio = 6.23e-003 * Amt + 3.04e-004
Coef of Det (r^2) = 0.998 Curve Fit: Linear

Method Name: M:\THOR\DATA\T120719\TALLW.M
Calibration Table Last Updated: Fri Jul 20 10:40:23 2012

VOLATILE ORGANIC ANALYSIS BY
EPA METHOD 8260B

Form 7

Second Source Calibration

Lab Name: APPL, Inc.
Case No: _____
Matrix: Water

SDG No: 68284
Date Analyzed: 07/19/12
Instrument: Thor
Initial Cal. Date: 07/19/12
Data File: 0719T31.D

		Compound	MEAN	CCRF	%D	%Drift	
1	I	Fluorobenzene (IS)	ISTD			I	
2	TM	Dichlorodifluoromethane	0.1266	0.1014	20	TM	
3	TML	Freon 114	0.1578	0.1581	0.22	TML	10
4	TM**L	Chloromethane	0.3709	0.3090	17	TM**L	2.0
5	TM*	Vinyl chloride	0.4941	0.4993	1.1	TM*	
6	TM	Bromomethane	0.3158	0.2956	6.4	TM	
7	TM	Chloroethane	0.2846	0.2799	1.6	TM	
8	TMQ	Dichlorofluoromethane	0.0241	0.0169	30	TMQ	9.1
9	TM	Trichlorofluoromethane	0.1021	0.1035	1.3	TM	
10	TMQ	Acrolein	0.0000	0.0065	0.00	TMQ	
11	TML	Acetone	0.1608	0.1059	34	TML	18
12	TM	Freon-113	0.2054	0.2048	0.31	TM	
13	TM*	1,1-DCE	0.2757	0.2657	3.6	TM*	
14	TM	t-Butanol	0.0081	0.0083	2.3	TM	
15	TML	Methyl Acetate	0.4032	0.2447	39	TML	1.8
16	TM	Iodomethane	0.2493	0.2358	5.4	TM	
17	TM	Acrylonitrile	0.0790	0.0808	2.3	TM	
18	TML	Methylene chloride	0.1556	0.0948	39	TML	5.5
19	TML	Carbon disulfide	0.0329	0.0300	8.9	TML	7.0
20	TM	Methyl t-butyl ether (MtBE)	0.5322	0.5046	5.2	TM	
21	TM	Trans-1,2-DCE	0.1902	0.1862	2.1	TM	
22	TM	Diisopropyl Ether	0.1192	0.1196	0.38	TM	
23	TM**	1,1-DCA	0.5045	0.5081	0.73	TM**	
24	TM	Vinyl Acetate	0.2849	0.2762	3.1	TM	
25	TM	Ethyl tert Butyl Ether	0.6654	0.6504	2.3	TM	
26	TML	MEK (2-Butanone)	0.1418	0.1260	11	TML	2.9
27	TM	Cis-1,2-DCE	0.3232	0.3228	0.12	TM	
28	TM	2,2-Dichloropropane	0.2032	0.1629	20	TM	
29	TM*	Chloroform	0.6265	0.6014	4.0	TM*	
30	TM	Bromochloromethane	0.1573	0.1601	1.8	TM	
31	S	Dibromofluoromethane(S)	0.3912	0.3840	1.8	S	
32	TM	1,1,1-TCA	0.3769	0.3627	3.8	TM	
33	TM	Cyclohexane	0.1023	0.1023	0.01	TM	
34	TM	1,1-Dichloropropene	0.2737	0.2734	0.13	TM	
35	TM	2,2,4-Trimethylpentane	0.3934	0.3395	14	TM	
36	S	1,2-DCA-D4(S)	0.3636	0.3559	2.1	S	
37	TM	Carbon Tetrachloride	0.3533	0.3549	0.46	TM	
38	TM	Tert Amyl Methyl Ether	0.7083	0.6971	1.6	TM	
39	TM	1,2-DCA	0.4108	0.4011	2.4	TM	
40	TM	Benzene	1.122	1.062	5.3	TM	

Average

7.6

ARS 7/27/12

VOLATILE ORGANIC ANALYSIS BY
EPA METHOD 8260B

Form 7

Second Source Calibration

Lab Name: APPL, Inc.
Case No: _____
Matrix: Water

SDG No: 68284
Date Analyzed: 07/19/12
Instrument: Thor
Cal. Date: 07/19/12
Data File: 0719T31.D

		Compound	MEAN	CCRF	%D	%Drift
41	TM	TCE	0.3050	0.3245	6.4	TM
42	TM	2-Pentanone	0.2403	0.2373	1.2	TM
43	TM*	1,2-Dichloropropane	0.3661	0.3693	0.88	TM*
44	TM	Bromodichloromethane	0.5065	0.4847	4.3	TM
45	TM	Methyl Cyclohexane	0.2178	0.2085	4.3	TM
46	TM	Dibromomethane	0.1991	0.1999	0.37	TM
47	TML	2-Chloroethyl vinyl ether	0.0061	0.0063	2.4	TML 11
48	TM	MIBK (methyl isobutyl ketone)	0.1728	0.1759	1.8	TM
49	TM	1-Bromo-2-chloroethane	0.2547	0.2495	2.1	TM
50	TM	Cis-1,3-Dichloropropene	0.5012	0.4724	5.7	TM
51	TM*	Toluene	1.324	1.341	1.3	TM*
52	TM	Trans-1,3-Dichloropropene	0.4419	0.4104	7.1	TM
53	TM	1,1,2-TCA	0.2948	0.2833	3.9	TM
54	TM	2-Hexanone	0.1982	0.2000	0.95	TM
55	I	Chlorobenzene-D5 (IS)	ISTD			I
56	S	Toluene-D8(S)	1.478	1.447	2.1	S
57	TM	1,2-EDB	0.3748	0.3669	2.1	TM
58	TM	Tetrachloroethene	0.4238	0.4269	0.73	TM
59	TM	1-Chlorohexane	0.5045	0.5027	0.36	TM
60	TM	1,1,1,2-Tetrachloroethane	0.4952	0.4849	2.1	TM
61	TM	m&p-Xylene	0.7724	0.8080	4.6	TM
62	TM	o-Xylene	0.7990	0.8295	3.8	TM
63	TM	Styrene	1.358	1.406	3.5	TM
64	S	4-Bromofluorobenzene(S)	0.6990	0.7156	2.4	S
65	TM	1,3-Dichloropropane	0.6572	0.6637	0.99	TM
66	TM	Dibromochloromethane	0.4948	0.4812	2.7	TM
67	TM**	Chlorobenzene	1.292	1.269	1.8	TM**
68	TM*	Ethylbenzene	2.032	2.056	1.2	TM*
69	TM**	Bromoform	0.3388	0.3286	3.0	TM**
70	I	1,4-Dichlorobenzene-D (IS)	ISTD			I
71	TM	Isopropylbenzene	3.269	3.409	4.3	TM
72	TM**	1,1,2,2-Tetrachloroethane	0.9070	0.8367	7.8	TM**
73	TM	1,2,3-Trichloropropane	0.2574	0.2664	3.5	TM
74	TM	t-1,4-Dichloro-2-Butene	0.1723	0.1823	5.8	TM
75	TM	Bromobenzene	1.078	1.079	0.15	TM
76	TM	n-Propylbenzene	4.209	4.445	5.6	TM
77	TM	4-Ethyltoluene	3.614	3.749	3.7	TM
78	TM	2-Chlorotoluene	3.001	3.080	2.6	TM
79	TM	1,3,5-Trimethylbenzene	2.996	3.186	6.3	TM
80	TM	4-Chlorotoluene	2.971	3.080	3.7	TM

Average

3.1

ARS 7/27/12

VOLATILE ORGANIC ANALYSIS BY
EPA METHOD 8260B

Form 7

Second Source Calibration

Lab Name: APPL, Inc.
Case No: _____
Matrix: Water

SDG No: 68284
Date Analyzed: 07/19/12
Instrument: Thor
Cal. Date: 07/19/12
Data File: 0719T31.D

		Compound	MEAN	CCRF	%D	%Drift
81	TM	Tert-Butylbenzene	2.745	2.818	2.7	TM
82	TM	1,2,4-Trimethylbenzene	3.100	3.213	3.6	TM
83	TM	Sec-Butylbenzene	3.664	3.850	5.1	TM
84	TM	p-Isopropyltoluene	3.096	3.241	4.7	TM
85	TM	Benzyl Chloride	0.9252	0.6126	34	TM
86	TM	1,3-DCB	2.038	2.081	2.1	TM
87	TM	1,4-DCB	2.134	2.096	1.8	TM
88	TM	n-Butylbenzene	2.775	2.837	2.2	TM
89	TM	1,2-DCB	1.975	1.941	1.7	TM
90	TM	Hexachloroethane	0.5673	0.5516	2.8	TM
91	TM	1,2-Dibromo-3-chloropropane	0.1699	0.1722	1.4	TM
92	TM	1,2,4-Trichlorobenzene	0.9054	0.9040	0.15	TM
93	TM	Hexachlorobutadiene	0.3782	0.3490	7.7	TM
94	TM	Naphthalene	2.528	2.684	6.1	TM
95	TM	1,2,3-Trichlorobenzene	1.290	1.318	2.2	TM
96						
97						
98						
99						
100						
101						
102						
103						
104						
105						
106						
107						
108						
109						
110						
111						
112						
113						
114						
115						
116						
117						
118						
119						
120						

*NT

Average

5.2

RRS 7/27/12

Data File : M:\THOR\DATA\T120719\0719T31.D
 Acq On : 19 Jul 12 23:03
 Sample : 120719A LCS-1WT (SS)
 Misc : 10ml w/5ul of IS&S: 06-7-12

Vial: 31
 Operator: DG,RS,HW,ARS,SV
 Inst : Thor
 Multiplr: 1.00

Quant Time: Jul 20 10:45 2012

Quant Results File: TALLW.RES

Quant Method : M:\THOR\DATA\T120719\TALLW.M (RTE Integrator)
 Title : METHOD 8260B
 Last Update : Fri Jul 20 10:40:23 2012
 Response via : Initial Calibration
 DataAcq Meth : 8260_BETA

Internal Standards	R.T.	QIon	Response	Conc	Units	Dev(Min)
1) Fluorobenzene (IS)	6.73	96	459584	25.00000	ppb	0.00
55) Chlorobenzene-D5 (IS)	9.87	117	371008	25.00000	ppb	0.00
70) 1,4-Dichlorobenzene-D (IS)	12.20	152	216768	25.00000	ppb	0.00
System Monitoring Compounds						
31) Dibromofluoromethane(S)	5.95	111	225058	31.29333	ppb	0.00
Spiked Amount	31.881		Recovery	=	98.155%	
36) 1,2-DCA-D4(S)	6.33	65	220138	32.93626	ppb	0.00
Spiked Amount	33.647		Recovery	=	97.888%	
56) Toluene-D8(S)	8.43	98	802051	36.56718	ppb	0.00
Spiked Amount	37.345		Recovery	=	97.917%	
64) 4-Bromofluorobenzene(S)	11.05	95	313456	30.21914	ppb	0.00
Spiked Amount	29.515		Recovery	=	102.384%	
Target Compounds						
2) Dichlorodifluoromethane	1.30	85	18648	8.01049	ppb	98
3) Freon 114	1.41	85	29065	8.97783	ppb	92
4) Chloromethane	1.45	50	56808	9.80339	ppb	99
5) Vinyl chloride	1.56	62	91788	10.10524	ppb	99
6) Bromomethane	1.87	94	54346	9.36087	ppb	98
7) Chloroethane	1.97	64	51463	9.83706	ppb	96
8) Dichlorofluoromethane	2.18	67	3106	9.09488	ppb	97
9) Trichlorofluoromethane	2.24	101	19028	10.13498	ppb	100
11) Acetone	2.88	43	19460	11.84185	ppb	98
12) Freon-113	2.85	101	37646	9.96889	ppb	94
13) 1,1-DCE	2.82	61	48838	9.63706	ppb	93
14) t-Butanol	3.69	59	19056	127.86417	ppb	98
15) Methyl Acetate	3.34	43	44993	10.18034	ppb	95
16) Iodomethane	2.98	142	43340	9.45518	ppb	97
17) Acrylonitrile	3.81	52	14853	10.23301	ppb	95
18) Methylene chloride	3.45	84	17424	9.44871	ppb	95
19) Carbon disulfide	3.06	76	5510	10.69990	ppb	# 86
20) Methyl t-butyl ether (MtBE)	3.90	73	92761	9.48061	ppb	98
21) Trans-1,2-DCE	3.87	96	34225	9.78590	ppb	97
22) Diisopropyl Ether	4.70	59	21995	10.03782	ppb	95
23) 1,1-DCA	4.51	63	93412	10.07257	ppb	98
24) Vinyl Acetate	4.70	87	50781	9.69469	ppb	95
25) Ethyl tert Butyl Ether	5.21	59	119561	9.77392	ppb	99
26) MEK (2-Butanone)	5.38	43	23166	10.28682	ppb	95
27) Cis-1,2-DCE	5.32	96	59336	9.98787	ppb	96
28) 2,2-Dichloropropane	5.32	77	29940	8.01402	ppb	99
29) Chloroform	5.75	83	110557	9.59991	ppb	94
30) Bromochloromethane	5.62	128	29433	10.17554	ppb	98
32) 1,1,1-TCA	5.96	97	66682	9.62307	ppb	96
33) Cyclohexane	6.03	41	18804	9.99923	ppb	94
34) 1,1-Dichloropropene	6.17	75	50257	9.98686	ppb	98
35) 2,2,4-Trimethylpentane	6.55	57	62413	8.62945	ppb	97
37) Carbon Tetrachloride	6.16	117	65247	10.04641	ppb	95
38) Tert Amyl Methyl Ether	6.59	73	128152	9.84264	ppb	100
39) 1,2-DCA	6.41	62	73737	9.76354	ppb	99
40) Benzene	6.40	78	195282	9.46720	ppb	97
41) TCE	7.14	95	59649	10.63894	ppb	98
42) 2-Pentanone	7.36	43	545318	123.45728	ppb	100
43) 1,2-Dichloropropane	7.37	63	67896	10.08801	ppb	96

Algorithm Check: (91788)(25) (1) = 10.10522903 ✓
 (459584)(0.4941) Qvalue ARS 7/27/12

Data File : M:\THOR\DATA\T120719\0719T31.D
 Acq On : 19 Jul 12 23:03
 Sample : 120719A LCS-1WT (SS)
 Misc : 10ml w/Sul of IS&S: 06-7-12

Vial: 31
 Operator: DG,RS,HW,ARS,SV
 Inst : Thor
 Multiplr: 1.00

Quant Time: Jul 20 10:45 2012

Quant Results File: TALLW.RES

Quant Method : M:\THOR\DATA\T120719\TALLW.M (RTE Integrator)
 Title : METHOD 8260B
 Last Update : Fri Jul 20 10:40:23 2012
 Response via : Initial Calibration
 DataAcq Meth : 8260_BETA

Compound	R.T.	QIon	Response	Conc	Unit	Qvalue
44) Bromodichloromethane	7.68	83	89098	9.56942	ppb	98
45) Methyl Cyclohexane	7.36	83	38326	9.57410	ppb	95
46) Dibromomethane	7.49	93	36747	10.03731	ppb	99
47) 2-Chloroethyl vinyl ether	7.99	106	1154	8.86120	ppb #	100
48) MIBK (methyl isobutyl ket	8.33	43	32328	10.17680	ppb	97
49) 1-Bromo-2-chloroethane	7.99	63	45864	9.79426	ppb	99
50) <u>Cis-1,3-Dichloropropene</u>	8.15	75	86842	<u>9.42535</u>	ppb	98
51) Toluene	8.50	91	246468	10.12718	ppb	98
52) <u>Trans-1,3-Dichloropropene</u>	8.72	75	75443	<u>9.28657</u>	ppb	98
53) 1,1,2-TCA	8.90	83	52073	9.60983	ppb	98
54) 2-Hexanone	9.18	43	36772	10.09450	ppb	96
57) 1,2-EDB	9.40	107	54442	9.78712	ppb	99
58) Tetrachloroethene	9.06	166	63354	10.07267	ppb	96
59) 1-Chlorohexane	9.90	91	74600	9.96437	ppb	98
60) 1,1,1,2-Tetrachloroethane	9.99	131	71965	9.79349	ppb	96
61) m&p-Xylene	10.14	106	239826	20.92173	ppb	98
62) o-Xylene	10.54	106	123104	10.38148	ppb	98
63) Styrene	10.55	104	208582	10.35266	ppb	98
65) 1,3-Dichloropropane	9.07	76	98494	10.09885	ppb	97
66) Dibromochloromethane	9.29	129	71411	9.72527	ppb	99
67) Chlorobenzene	9.90	112	188318	9.81804	ppb	99
68) Ethylbenzene	10.03	91	305101	10.11617	ppb	99
69) Bromoform	10.71	173	48764	9.69905	ppb	99
71) Isopropylbenzene	10.91	105	295625	10.43029	ppb	98
72) 1,1,2,2-Tetrachloroethane	11.19	83	72548	9.22452	ppb	99
73) 1,2,3-Trichloropropane	11.23	110	23096	10.34681	ppb	85
74) t-1,4-Dichloro-2-Butene	11.25	53	15810	10.58327	ppb	89
75) Bromobenzene	11.19	156	93573	10.01488	ppb	99
76) n-Propylbenzene	11.32	91	385440	10.56221	ppb	98
77) 4-Ethyltoluene	11.43	105	325068	10.37283	ppb	98
78) 2-Chlorotoluene	11.39	91	267062	10.26282	ppb	100
79) 1,3,5-Trimethylbenzene	11.50	105	276230	10.63314	ppb	99
80) 4-Chlorotoluene	11.50	91	267095	10.36956	ppb	100
81) Tert-Butylbenzene	11.82	119	244365	10.26802	ppb	99
82) 1,2,4-Trimethylbenzene	11.86	105	278601	10.36400	ppb	99
83) Sec-Butylbenzene	12.04	105	333801	10.50584	ppb	100
84) p-Isopropyltoluene	12.19	119	281061	10.46929	ppb	99
85) Benzyl Chloride	12.35	91	53118	6.62120	ppb	97
86) 1,3-DCB	12.13	146	180466	10.21317	ppb	99
87) 1,4-DCB	12.22	146	181734	9.82055	ppb	99
88) n-Butylbenzene	12.59	91	245949	10.22102	ppb	98
89) 1,2-DCB	12.59	146	168341	9.82946	ppb	97
90) Hexachloroethane	12.86	117	47831	9.72421	ppb	93
91) 1,2-Dibromo-3-chloropropan	13.35	157	14935	10.13631	ppb	95
92) 1,2,4-Trichlorobenzene	14.20	180	78384	9.98480	ppb	100
93) Hexachlorobutadiene	14.38	223	30261	9.22762	ppb	89
94) Naphthalene	14.43	128	232681	10.61496	ppb	98
95) 1,2,3-Trichlorobenzene	14.68	180	114268	10.21606	ppb	99

*1,3-dichloropropene, total:
18.71192 ppb*

MCS 7/27/12

Quantitation Report

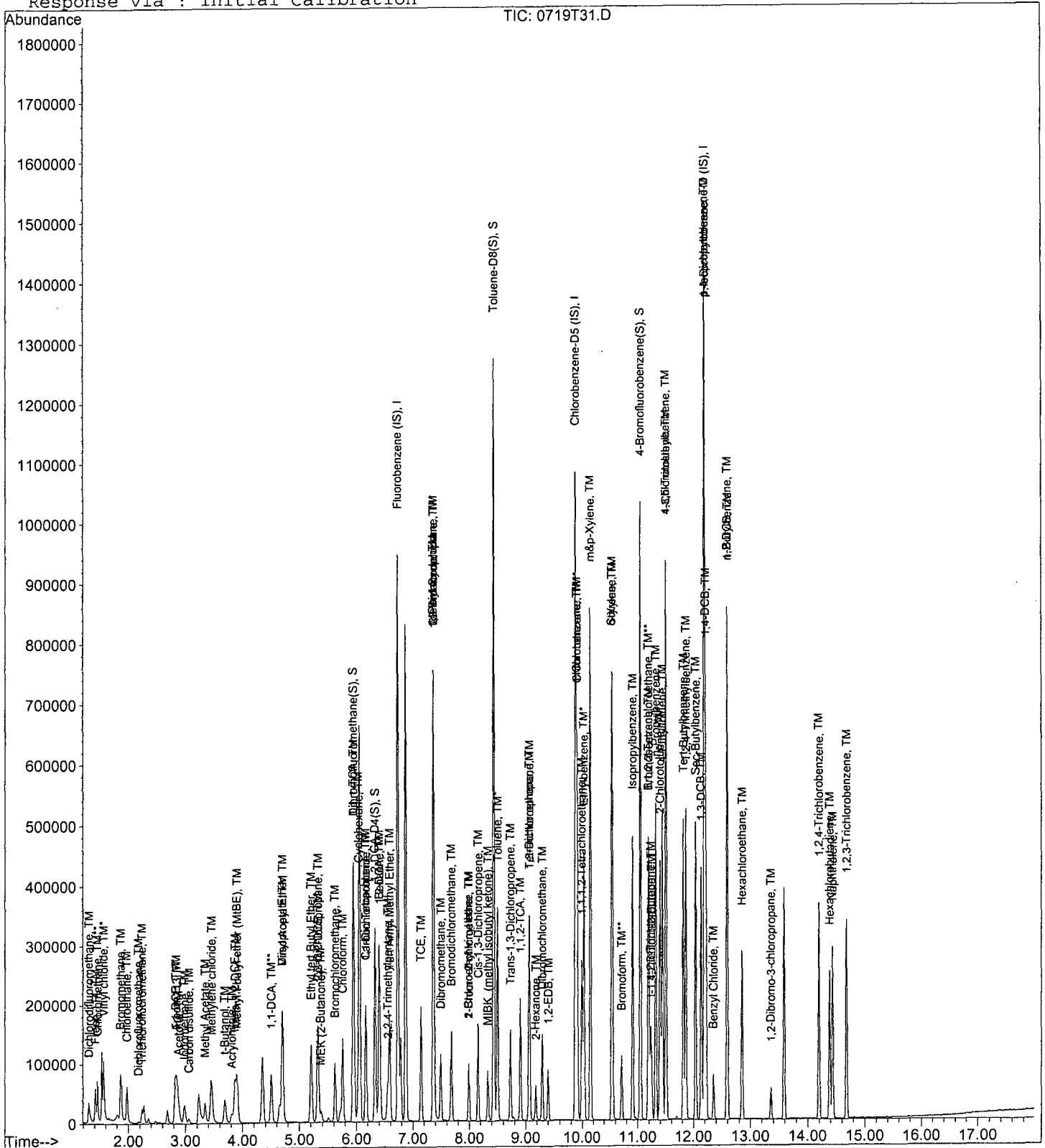
Data File : M:\THOR\DATA\T120719\0719T31.D
Acq On : 19 Jul 12 23:03
Sample : 120719A LCS-1WT (SS)
Misc : 10ml w/sul of IS&S: 06-7-12

Vial: 31
Operator: DG,RS,HW,ARS,SV
Inst : Thor
Multiplr: 1.00

Quant Time: Jul 20 10:45 2012

Quant Results File: TALLW.RES

Method : M:\THOR\DATA\T120719\TALLW.M (RTE Integrator)
Title : METHOD 8260B
Last Update : Fri Jul 20 10:40:23 2012
Response via : Initial Calibration



VOLATILE ORGANIC ANALYSIS BY
EPA METHOD 8260B

Form 7

Continuing Calibration

Lab Name: APPL, Inc.
Case No: _____
Matrix: Water

SDG No: 68284
Date Analyzed: 07/26/12
Instrument: Thor
Initial Cal. Date: 07/25/12
Data File: 0726T04.D

		Compound	MEAN	CCRF	%D		%Drift
1	I	Fluorobenzene (IS)	ISTD			I	
2	TM	Dichlorodifluoromethane	0.1266	0.1292	2.0	TM	
3	TML	Freon 114	0.1578	0.1753	11	TML	0.06
4	TM**L	Chloromethane	0.3709	0.2583	30	TM**L	19
5	TM*	Vinyl chloride	0.4941	0.4570	7.5	TM*	
6	TM	Bromomethane	0.3158	0.2823	11	TM	
7	TM	Chloroethane	0.2846	0.2656	6.7	TM	
8	TMQ	Dichlorofluoromethane	0.0241	0.0148	39	TMQ	18
9	TM	Trichlorofluoromethane	0.1021	0.1190	17	TM	
10	TMQ	Acrolein	0.0000	0.0062	0.00	TMQ	
11	TML	Acetone	0.1608	0.0985	39	TML	9.4
12	TM	Freon-113	0.2054	0.2207	7.4	TM	
13	TM*	1,1-DCE	0.2757	0.2691	2.4	TM*	
14	TM	t-Butanol	0.0081	0.0081	0.42	TM	
15	TML	Methyl Acetate	0.4032	0.2393	41	TML	0.76
16	TM	Iodomethane	0.2493	0.2345	6.0	TM	
17	TM	Acrylonitrile	0.0790	0.0817	3.4	TM	
18	TML	Methylene chloride	0.1556	0.0951	39	TML	5.2
19	TML	Carbon disulfide	0.0329	0.0247	25	TML	14
20	TM	Methyl t-butyl ether (MtBE)	0.5322	0.5090	4.4	TM	
21	TM	Trans-1,2-DCE	0.1902	0.1672	12	TM	
22	TM	Diisopropyl Ether	0.1192	0.1236	3.7	TM	
23	TM**	1,1-DCA	0.5045	0.5046	0.02	TM**	
24	TM	Vinyl Acetate	0.2849	0.2831	0.63	TM	
25	TM	Ethyl tert Butyl Ether	0.6654	0.6589	0.99	TM	
26	TML	MEK (2-Butanone)	0.1418	0.1256	11	TML	2.5
27	TM	Cis-1,2-DCE	0.3232	0.3311	2.5	TM	
28	TM	2,2-Dichloropropane	0.2032	0.2119	4.3	TM	
29	TM*	Chloroform	0.6265	0.6180	1.4	TM*	
30	TM	Bromochloromethane	0.1573	0.1556	1.1	TM	
31	S	Dibromofluoromethane(S)	0.3912	0.3943	0.80	S	
32	TM	1,1,1-TCA	0.3769	0.3716	1.4	TM	
33	TM	Cyclohexane	0.1023	0.0939	8.2	TM	
34	TM	1,1-Dichloropropene	0.2737	0.2693	1.6	TM	
35	TM	2,2,4-Trimethylpentane	0.3934	0.4057	3.1	TM	
36	S	1,2-DCA-D4(S)	0.3636	0.3686	1.4	S	
37	TM	Carbon Tetrachloride	0.3533	0.3519	0.39	TM	
38	TM	Tert Amyl Methyl Ether	0.7083	0.7079	0.06	TM	
39	TM	1,2-DCA	0.4108	0.4035	1.8	TM	
40	TM	Benzene	1.122	1.042	7.1	TM	

Average

9.1

ARS 7/27/12

VOLATILE ORGANIC ANALYSIS BY
EPA METHOD 8260B

Form 7

Continuing Calibration

Lab Name: APPL, Inc.
Case No: _____
Matrix: Water

SDG No: 68264
Date Analyzed: 07/26/12
Instrument: Thor
Cal. Date: 07/25/12
Data File: 0726T04.D

		Compound	MEAN	CCRF	%D	%Drift
41	TM	TCE	0.3050	0.2876	5.7	TM
42	TM	2-Pentanone	0.2403	0.2386	0.71	TM
43	TM*	1,2-Dichloropropane	0.3661	0.3625	0.97	TM*
44	TM	Bromodichloromethane	0.5065	0.5084	0.37	TM
45	TM	Methyl Cyclohexane	0.2178	0.2158	0.89	TM
46	TM	Dibromomethane	0.1991	0.2043	2.6	TM
47	TML	2-Chloroethyl vinyl ether	0.0061	0.0063	2.3	TML 12
48	TM	MIBK (methyl isobutyl ketone)	0.1728	0.1649	4.6	TM
49	TM	1-Bromo-2-chloroethane	0.2547	0.2586	1.5	TM
50	TM	Cis-1,3-Dichloropropene	0.5012	0.5056	0.88	TM
51	TM*	Toluene	1.324	1.324	0.00	TM*
52	TM	Trans-1,3-Dichloropropene	0.4419	0.4496	1.7	TM
53	TM	1,1,2-TCA	0.2948	0.2925	0.76	TM
54	TM	2-Hexanone	0.1982	0.1994	0.64	TM
55	I	Chlorobenzene-D5 (IS)	ISTD			I
56	S	Toluene-D8(S)	1.478	1.501	1.6	S
57	TM	1,2-EDB	0.3748	0.3856	2.9	TM
58	TM	Tetrachloroethene	0.4238	0.4311	1.7	TM
59	TM	1-Chlorohexane	0.5045	0.5120	1.5	TM
60	TM	1,1,1,2-Tetrachloroethane	0.4952	0.4998	0.94	TM
61	TM	m&p-Xylene	0.7724	0.8035	4.0	TM
62	TM	o-Xylene	0.7990	0.8480	6.1	TM
63	TM	Styrene	1.358	1.420	4.6	TM
64	S	4-Bromofluorobenzene(S)	0.6990	0.7267	4.0	S
65	TM	1,3-Dichloropropane	0.6572	0.6785	3.2	TM
66	TM	Dibromochloromethane	0.4948	0.5142	3.9	TM
67	TM**	Chlorobenzene	1.292	1.310	1.3	TM**
68	TM*	Ethylbenzene	2.032	2.075	2.1	TM*
69	TM**	Bromoform	0.3388	0.3590	6.0	TM**
70	I	1,4-Dichlorobenzene-D (IS)	ISTD			I
71	TM	Isopropylbenzene	3.269	3.309	1.2	TM
72	TM**	1,1,2,2-Tetrachloroethane	0.9070	0.9174	1.1	TM**
73	TM	1,2,3-Trichloropropane	0.2574	0.2596	0.84	TM
74	TM	t-1,4-Dichloro-2-Butene	0.1723	0.2025	18	TM
75	TM	Bromobenzene	1.078	1.068	0.89	TM
76	TM	n-Propylbenzene	4.209	4.343	3.2	TM
77	TM	4-Ethyltoluene	3.614	3.796	5.0	TM
78	TM	2-Chlorotoluene	3.001	3.077	2.5	TM
79	TM	1,3,5-Trimethylbenzene	2.996	3.151	5.2	TM
80	TM	4-Chlorotoluene	2.971	3.044	2.5	TM

Average

2.8

ARC 7/27/12

VOLATILE ORGANIC ANALYSIS BY
EPA METHOD 8260B

Form 7

Continuing Calibration

Lab Name: APPL, Inc.

SDG No: 68284

Case No: _____

Date Analyzed: 07/26/12

Matrix: Water

Instrument: Thor

Cal. Date: 07/25/12

Data File: 0726T04.D

		Compound	MEAN	CCRF	%D	%Drift
81	TM	Tert-Butylbenzene	2.745	2.792	1.7	TM
82	TM	1,2,4-Trimethylbenzene	3.100	3.240	4.5	TM
83	TM	Sec-Butylbenzene	3.664	3.916	6.9	TM
84	TM	p-Isopropyltoluene	3.096	3.274	5.7	TM
85	TM	Benzyl Chloride	0.9252	0.9863	6.6	TM
86	TM	1,3-DCB	2.038	2.073	1.7	TM
87	TM	1,4-DCB	2.134	2.138	0.16	TM
88	TM	n-Butylbenzene	2.775	2.924	5.4	TM
89	TM	1,2-DCB	1.975	2.011	1.8	TM
90	TM	Hexachloroethane	0.5673	0.5550	2.2	TM
91	TM	1,2-Dibromo-3-chloropropane	0.1699	0.1892	11	TM
92	TM	1,2,4-Trichlorobenzene	0.9054	0.9093	0.43	TM
93	TM	Hexachlorobutadiene	0.3782	0.3896	3.0	TM
94	TM	Naphthalene	2.528	2.619	3.6	TM
95	TM	1,2,3-Trichlorobenzene	1.290	1.317	2.1	TM
96						
97						
98						
99						
100						
101						
102						
103						
104						
105						
106						
107						
108						
109						
110						
111						
112						
113						
114						
115						
116						
117						
118						
119						
120						

Average

3.8

ARS 7/27/12

Data File : M:\THOR\DATA\T120725\0726T04.D Vial: 29
 Acq On : 26 Jul 12 10:46 Operator: DG,RS,HW,ARS,SV
 Sample : 10ug/L Vol Std 07-26-12 Inst : Thor
 Misc : 10ml w/5ul of IS&S: 06-7-12 Multiplr: 1.00

Quant Time: Jul 26 11:06 2012 Quant Results File: TALLW.RES

Quant Method : M:\THOR\DATA\T120719\TALLW.M (RTE Integrator)
 Title : METHOD 8260B
 Last Update : Fri Jul 20 10:40:23 2012
 Response via : Initial Calibration
 DataAcq Meth : 8260_BETA

Internal Standards	R.T.	QIon	Response	Conc	Units	Dev(Min)
1) Fluorobenzene (IS)	6.73	96	398336	25.00000	ppb	0.00
55) Chlorobenzene-D5 (IS)	9.87	117	321152	25.00000	ppb	0.00
70) 1,4-Dichlorobenzene-D (IS)	12.20	152	193728	25.00000	ppb	0.00

System Monitoring Compounds

31) Dibromofluoromethane(S)	5.94	111	200318	32.13606	ppb	0.00
Spiked Amount	31.881		Recovery	=	100.799%	
36) 1,2-DCA-D4(S)	6.32	65	197620	34.11344	ppb	0.00
Spiked Amount	33.647		Recovery	=	101.386%	
56) Toluene-D8(S)	8.43	98	720301	37.93815	ppb	0.00
Spiked Amount	37.345		Recovery	=	101.588%	
64) 4-Bromofluorobenzene(S)	11.05	95	275538	30.68737	ppb	0.00
Spiked Amount	29.515		Recovery	=	103.970%	

Target Compounds

	R.T.	QIon	Response	Conc	Units	Qvalue
2) Dichlorodifluoromethane	1.28	85	20584	10.20168	ppb	98
3) Freon 114	1.39	85	27926	9.99425	ppb	88
4) Chloromethane	1.43	50	41158	8.12483	ppb	98
5) Vinyl chloride	1.54	62	72811	9.24853	ppb	99
6) Bromomethane	1.85	94	44988	8.94048	ppb	95
7) Chloroethane	1.95	64	42318	9.33277	ppb	96
8) Dichlorofluoromethane	2.16	67	2357	8.15476	ppb	88
9) Trichlorofluoromethane	2.22	101	18964	11.65401	ppb	95
11) Acetone	2.87	43	15701	10.93625	ppb	95
12) Freon-113	2.83	101	35158	10.74157	ppb	93
13) 1,1-DCE	2.80	61	42874	9.76104	ppb	98
14) t-Butanol	3.67	59	16079	124.47769	ppb	98
15) Methyl Acetate	3.32	43	38136	9.92354	ppb	99
16) Iodomethane	2.96	142	37360	9.40380	ppb	98
17) Acrylonitrile	3.79	52	13014	10.34464	ppb	81
18) Methylene chloride	3.43	84	15151	9.48248	ppb	98
19) Carbon disulfide	3.05	76	3929	8.64622	ppb	# 87
20) Methyl t-butyl ether (MtBE)	3.88	73	81107	9.56410	ppb	97
21) Trans-1,2-DCE	3.84	96	26647	8.79065	ppb	89
22) Diisopropyl Ether	4.69	59	19686	10.36546	ppb	91
23) 1,1-DCA	4.49	63	80395	10.00189	ppb	95
24) Vinyl Acetate	4.69	87	45113	9.93687	ppb	95
25) Ethyl tert Butyl Ether	5.19	59	104979	9.90141	ppb	99
26) MEK (2-Butanone)	5.37	43	20005	10.25031	ppb	96
27) Cis-1,2-DCE	5.32	96	52760	10.24648	ppb	91
28) 2,2-Dichloropropane	5.31	77	33764	10.42720	ppb	91
29) Chloroform	5.75	83	98466	9.86467	ppb	97
30) Bromochloromethane	5.61	128	24790	9.88814	ppb	95
32) 1,1,1-TCA	5.95	97	59207	9.85810	ppb	92
33) Cyclohexane	6.03	41	14959	9.17770	ppb	93
34) 1,1-Dichloropropene	6.16	75	42905	9.83684	ppb	97
35) 2,2,4-Trimethylpentane	6.54	57	64643	10.31205	ppb	96
37) Carbon Tetrachloride	6.15	117	56070	9.96085	ppb	92
38) Tert Amyl Methyl Ether	6.58	73	112785	9.99431	ppb	99
39) 1,2-DCA	6.41	62	64294	9.82217	ppb	99
40) Benzene	6.39	78	166002	9.28513	ppb	99
41) TCE	7.14	95	45825	9.43003	ppb	99
42) 2-Pentanone	7.36	43	475166	124.11594	ppb	100
43) 1,2-Dichloropropane	7.37	63	57766	9.90259	ppb	100

(#) = qualifier out of range (m) = manual integration
 0726T04.D TALLW.M Fri Jul 27 08:30:29 2012

Data File : M:\THOR\DATA\T120725\0726T04.D
 Acq On : 26 Jul 12 10:46
 Sample : 10ug/L Vol Std 07-26-12
 Misc : 10ml w/5ul of IS&S: 06-7-12

Vial: 29
 Operator: DG,RS,HW,ARS,SV
 Inst : Thor
 Multiplr: 1.00

Quant Time: Jul 26 11:06 2012

Quant Results File: TALLW.RES

Quant Method : M:\THOR\DATA\T120719\TALLW.M (RTE Integrator)
 Title : METHOD 8260B
 Last Update : Fri Jul 20 10:40:23 2012
 Response via : Initial Calibration
 DataAcq Meth : 8260_BETA

Compound	R.T.	QIon	Response	Conc	Unit	Qvalue
44) Bromodichloromethane	7.67	83	80999	10.03720	ppb	98
45) Methyl Cyclohexane	7.35	83	34388	9.91121	ppb	98
46) Dibromomethane	7.49	93	32545	10.25640	ppb	98
47) 2-Chloroethyl vinyl ether	7.98	106	999	8.84903	ppb	100
48) MIBK (methyl isobutyl ket	8.32	43	26280	9.54494	ppb	95
49) 1-Bromo-2-chloroethane	7.98	63	41208	10.15305	ppb	100
50) Cis-1,3-Dichloropropene	8.15	75	80563	10.08832	ppb	98
51) Toluene	8.50	91	210933	9.99972	ppb	100
52) Trans-1,3-Dichloropropene	8.72	75	71643	10.17479	ppb	97
53) 1,1,2-TCA	8.90	83	46611	9.92446	ppb	98
54) 2-Hexanone	9.17	43	31774	10.06364	ppb	94
57) 1,2-EDB	9.40	107	49540	10.28844	ppb	95
58) Tetrachloroethene	9.05	166	55383	10.17231	ppb	96
59) 1-Chlorohexane	9.90	91	65775	10.14949	ppb	97
60) 1,1,1,2-Tetrachloroethane	9.99	131	64208	10.09434	ppb	97
61) m&p-Xylene	10.14	106	206429	20.80390	ppb	100
62) o-Xylene	10.54	106	108934	10.61263	ppb	96
63) Styrene	10.55	104	182400	10.45858	ppb	99
65) 1,3-Dichloropropane	9.06	76	87161	10.32421	ppb	98
66) Dibromochloromethane	9.29	129	66056	10.39253	ppb	100
67) Chlorobenzene	9.90	112	168239	10.13286	ppb	98
68) Ethylbenzene	10.03	91	266504	10.20819	ppb	98
69) Bromoform	10.71	173	46121	10.59745	ppb	99
71) Isopropylbenzene	10.91	105	256398	10.12215	ppb	98
72) 1,1,2,2-Tetrachloroethane	11.19	83	71093	10.11458	ppb	99
73) 1,2,3-Trichloropropane	11.23	110	20117	10.08407	ppb	99
74) t-1,4-Dichloro-2-Butene	11.25	53	15689	11.75131	ppb	90
75) Bromobenzene	11.19	156	82758	9.91078	ppb	99
76) n-Propylbenzene	11.32	91	336546	10.31918	ppb	98
77) 4-Ethyltoluene	11.43	105	294163	10.50301	ppb	99
78) 2-Chlorotoluene	11.39	91	238448	10.25301	ppb	98
79) 1,3,5-Trimethylbenzene	11.50	105	244143	10.51569	ppb	100
80) 4-Chlorotoluene	11.50	91	235882	10.24689	ppb	100
81) Tert-Butylbenzene	11.82	119	216392	10.17400	ppb	98
82) 1,2,4-Trimethylbenzene	11.86	105	251104	10.45204	ppb	97
83) Sec-Butylbenzene	12.04	105	303423	10.68549	ppb	100
84) p-Isopropyltoluene	12.19	119	253700	10.57402	ppb	99
85) Benzyl Chloride	12.35	91	76432	10.66038	ppb	97
86) 1,3-DCB	12.13	146	160661	10.17369	ppb	100
87) 1,4-DCB	12.22	146	165656	10.01635	ppb	99
88) n-Butylbenzene	12.59	91	226597	10.53674	ppb	100
89) 1,2-DCB	12.59	146	155808	10.17964	ppb	98
90) Hexachloroethane	12.86	117	43009	9.78378	ppb	93
91) 1,2-Dibromo-3-chloropropan	13.36	157	14662	11.13450	ppb	87
92) 1,2,4-Trichlorobenzene	14.20	180	70464	10.04343	ppb	98
93) Hexachlorobutadiene	14.38	223	30194	10.30220	ppb	86
94) Naphthalene	14.43	128	202923	10.35837	ppb	99
95) 1,2,3-Trichlorobenzene	14.68	180	102072	10.21099	ppb	97

Quantitation Report

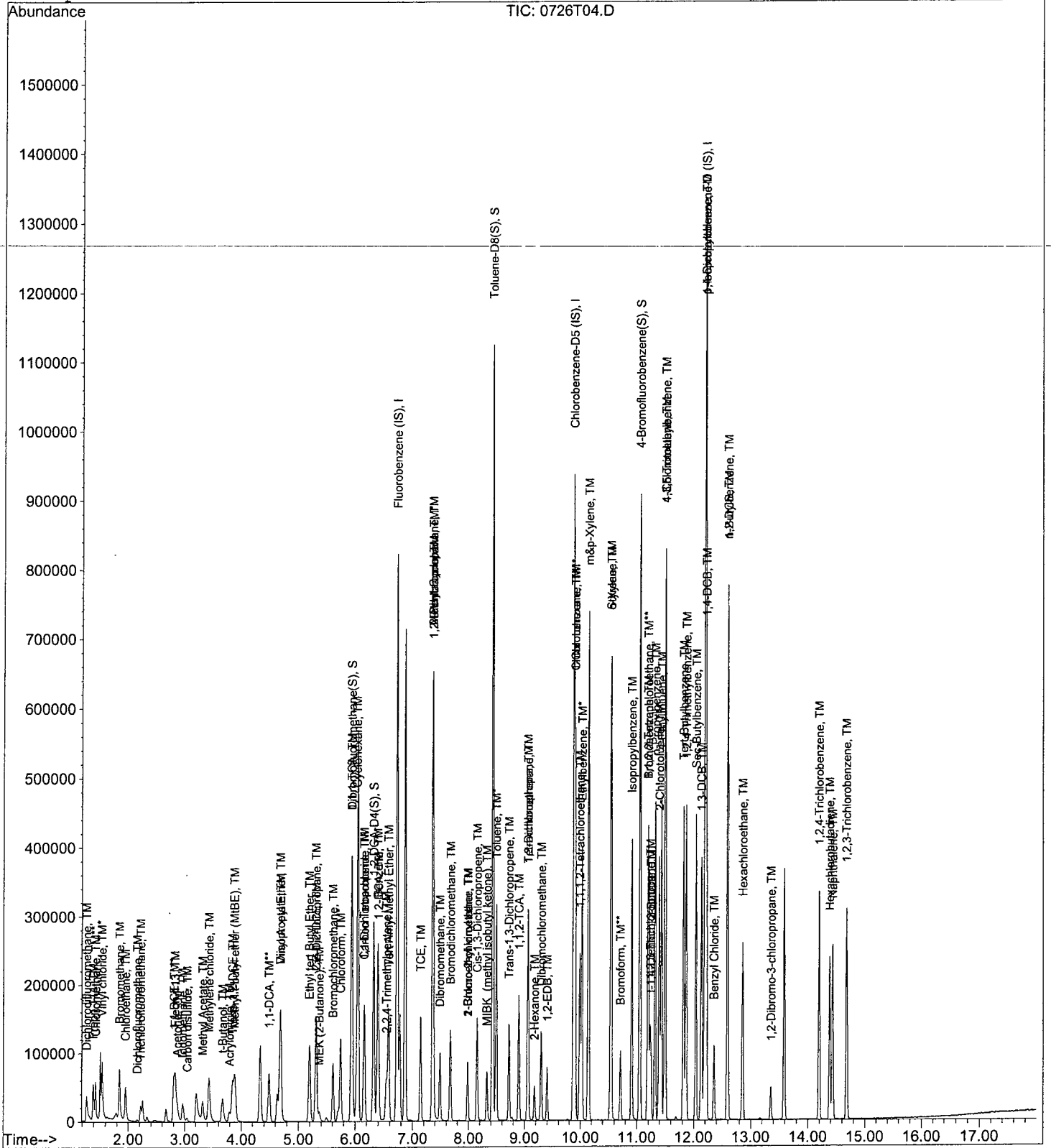
Data File : M:\THOR\DATA\T120725\0726T04.D
 Acq On : 26 Jul 12 10:46
 Sample : 10ug/L Vol Std 07-26-12
 Misc : 10ml w/5ul of IS&S: 06-7-12

Vial: 29
 Operator: DG,RS,HW,ARS,SV
 Inst : Thor
 Multiplr: 1.00

Quant Time: Jul 26 11:06 2012

Quant Results File: TALLW.RES

Method : M:\THOR\DATA\T120719\TALLW.M (RTE Integrator)
 Title : METHOD 8260B
 Last Update : Fri Jul 20 10:40:23 2012
 Response via : Initial Calibration



VOLATILE ORGANIC ANALYSIS BY
EPA METHOD 8260B

Form 6
Initial Calibration

Lab Name: APPL, Inc.
Case No: _____
Matrix: Water

SDG No: 68284
Initial Cal. Date: 07/25/12
Instrument: Thor (TGAS.M)

Initials: _____

0725T04.D 0725T05.D 0725T06.D 0725T07.D 0725T08.D 0725T09.D 0725T10.D

	Compound	20	50	100	300	600	800	1000				Avg	%RSD	r2
1	I Fluorobenzene (IS)	ISTD												
2	TMHBL Gasoline	16.5	7.205	4.047	2.093	1.605	1.465	1.393				4.9	113	TMHBL 1.000
3	I Chlorobenzene-D5 (IS)	ISTD												
4	I 1,4-Dichlorobenzene-D (IS)	ISTD												
5														
6														
7														
8														
9														
10														
11														
12														
13														
14														
15														
16														
17														
18														
19														
20														
21														
22														
23														
24														
25														
26														
27														
28														
29														
30														
31														
32														
33														
34														
35														

MRS 7/26/12

Data File : M:\THOR\DATA\T120725\0725T03.D
 Acq On : 25 Jul 12 10:22
 Sample : VOC MIX MARKER
 Misc : 10ml w/5ul of IS&S: 06-7-12

Vial: 2
 Operator: DG,RS,HW,ARS,SV
 Inst : Thor
 Multiplr: 1.00

Quant Time: Jul 26 8:59 2012

Quant Results File: TALLW.RES

Quant Method : M:\THOR\DATA\T120719\TALLW.M (RTE Integrator)
 Title : METHOD 8260B
 Last Update : Fri Jul 20 10:40:23 2012
 Response via : Initial Calibration
 DataAcq Meth : 8260_BETA

Internal Standards	R.T.	QIon	Response	Conc	Units	Dev(Min)
1) Fluorobenzene (IS)	6.73	96	383424	25.00000	ppb	0.00
55) Chlorobenzene-D5 (IS)	9.87	117	310848	25.00000	ppb	0.00
70) 1,4-Dichlorobenzene-D (IS)	12.20	152	187136	25.00000	ppb	0.00

System Monitoring Compounds

31) Dibromofluoromethane(S)	5.95	111	196549	32.75773	ppb	0.00
Spiked Amount	31.881		Recovery	= 102.750%		
36) 1,2-DCA-D4(S)	6.33	65	189874	34.05104	ppb	0.00
Spiked Amount	33.647		Recovery	= 101.202%		
56) Toluene-D8(S)	8.43	98	687242	37.39680	ppb	0.00
Spiked Amount	37.345		Recovery	= 100.140%		
64) 4-Bromofluorobenzene(S)	11.05	95	268751	30.92365	ppb	0.00
Spiked Amount	29.515		Recovery	= 104.773%		

Target Compounds

	R.T.	QIon	Response	Conc	Units	Qvalue
4) Chloromethane	1.45	50	159	-0.39190	ppb	# 74
6) Bromomethane	1.78	94	376	0.07763	ppb	# 3
11) Acetone	2.90	43	3396	1.47860	ppb	98
14) t-Butanol	3.69	59	126	1.01338	ppb	# 72
15) Methyl Acetate	3.34	43	3113	-0.48779	ppb	93
18) Methylene chloride	3.45	84	326	-0.71073	ppb	84
23) 1,1-DCA	4.34	63	775	0.10017	ppb	# 1
26) MEK (2-Butanone)	5.39	43	1036	0.87321	ppb	# 46
34) 1,1-Dichloropropene	6.05	75	22005	5.24130	ppb	# 48
35) 2,2,4-Trimethylpentane	6.55	57	913	0.15131	ppb	91
37) Carbon Tetrachloride	6.05	117	28709	5.29852	ppb	# 14
38) Tert Amyl Methyl Ether	6.73	73	8830	0.81289	ppb	# 29
39) 1,2-DCA	6.40	62	6268	0.99480	ppb	# 74
40) Benzene	6.40	78	769435	44.71126	ppb	98
48) MIBK (methyl isobutyl ket	8.43	43	1645	0.62070	ppb	# 1
51) Toluene	8.50	91	828486	40.80362	ppb	100
58) Tetrachloroethene	9.06	166	842	0.15978	ppb	84
59) 1-Chlorohexane	10.03	91	895259	142.72325	ppb	# 17
61) m&p-Xylene	10.14	106	710590	73.98703	ppb	98
62) o-Xylene	10.54	106	355718	35.80371	ppb	99
63) Styrene	10.54	104	17860	1.05802	ppb	# 1
68) Ethylbenzene	10.03	91	895459	35.43670	ppb	99
79) 1,3,5-Trimethylbenzene	11.50	105	3503	0.15620	ppb	89
81) Tert-Butylbenzene	11.86	119	92293	4.49215	ppb	# 73
82) 1,2,4-Trimethylbenzene	11.86	105	731223	31.50884	ppb	99
83) Sec-Butylbenzene	11.86	105	709314	25.85946	ppb	# 55
94) Naphthalene	14.43	128	598073	31.60454	ppb	99

ARS 7/26/12

Quantitation Report


Data File : M:\THOR\DATA\T120725\0725T03.D
Acq On : 25 Jul 12 10:22
Sample : VOC MIX MARKER
Misc : 10ml w/5ul of IS&S: 06-7-12

Vial: 2
Operator: DG,RS,HW,ARS,SV
Inst : Thor
Multiplr: 1.00

Quant Time: Jul 26 8:59 2012

Quant Results File: TALLW.RES

Method : M:\THOR\DATA\T120719\TALLW.M (RTE Integrator)
Title : METHOD 8260B
Last Update : Fri Jul 20 10:40:23 2012
Response via : Initial Calibration



Data File : M:\THOR\DATA\T120725\0725T04.D Vial: 3
 Acq On : 25 Jul 12 10:50 Operator: DG,RS,HW,ARS,SV
 Sample : 20ug/L Vol Std 07-25-12 Inst : Thor
 Misc : 10ml w/5ul of IS&S: 06-7-12 Multiplr: 1.00

Quant Time: Jul 25 15:59 2012 Quant Results File: TGAS.RES

Quant Method : M:\THOR\DATA\T120725\TGAS.M (RTE Integrator)
 Title : METHOD 8260B
 Last Update : Wed Jul 25 08:14:32 2012
 Response via : Initial Calibration
 DataAcq Meth : 8260_BETA

Internal Standards	R.T.	QIon	Response	Conc	Units	Dev(Min)
1) Fluorobenzene (IS)	6.73	TIC	757122	25.00000	ppb	0.00
3) Chlorobenzene-D5 (IS)	9.87	TIC	882358	25.00000	ppb	0.00
4) 1,4-Dichlorobenzene-D (IS)	12.20	TIC	975664	25.00000	ppb	0.00

System Monitoring Compounds

Target Compounds	R.T.	QIon	Response	Conc	Units	Qvalue
2) Gasoline	8.43	TIC	10003915m	-268.75372	ppb	100

Quantitation Report


Data File : M:\THOR\DATA\T120725\0725T04.D
Acq On : 25 Jul 12 10:50
Sample : 20ug/L Vol Std 07-25-12
Misc : 10ml w/5ul of IS&S: 06-7-12

Vial: 3
Operator: DG,RS,HW,ARS,SV
Inst : Thor
Multiplr: 1.00

Quant Time: Jul 25 15:59 2012

Quant Results File: TGAS.RES

Method : M:\THOR\DATA\T120725\TGAS.M (RTE Integrator)
Title : METHOD 8260B
Last Update : Wed Jul 25 16:07:29 2012
Response via : Initial Calibration

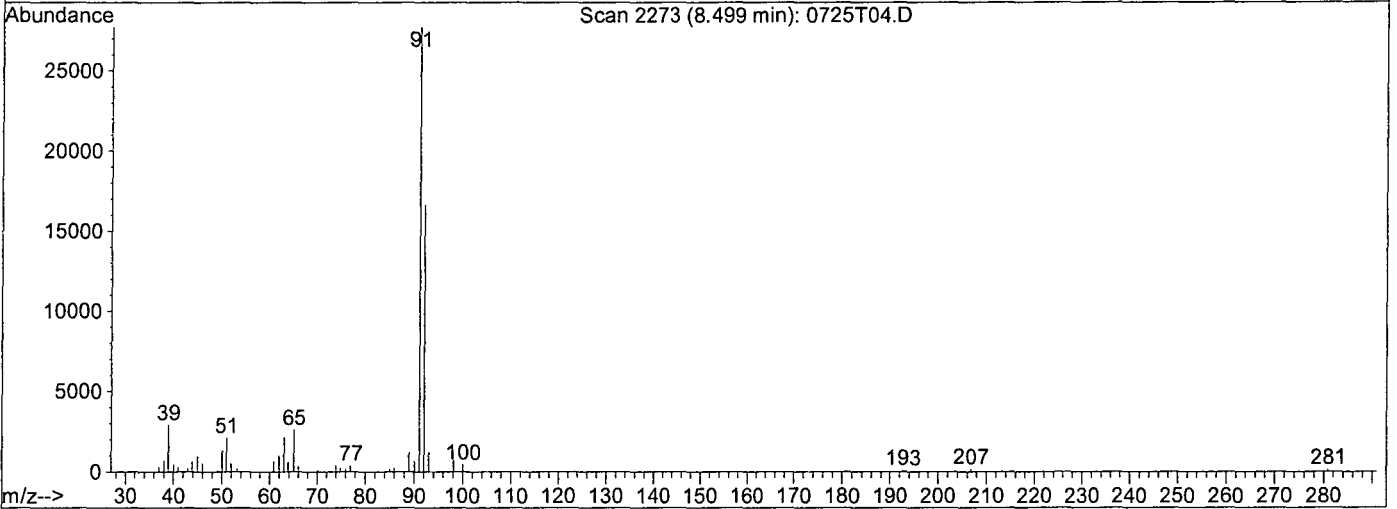
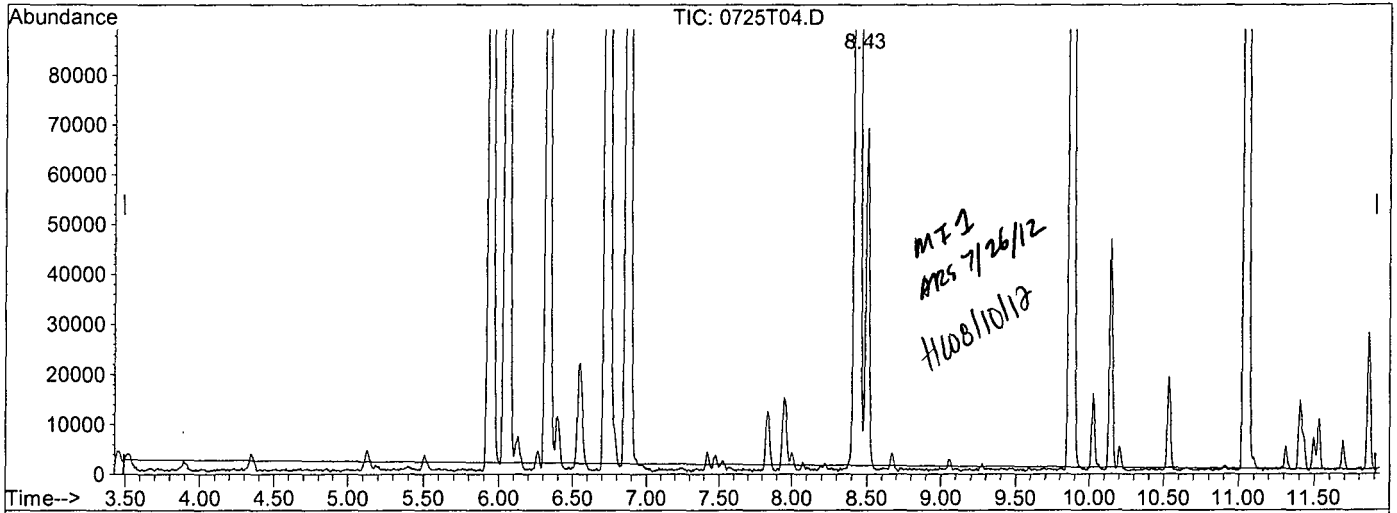


Quantitation Report

Data File : M:\THOR\DATA\T120725\0725T04.D
 Acq On : 25 Jul 12 10:50
 Sample : 20ug/L Vol Std 07-25-12
 Misc : 10ml w/5ul of IS&S: 06-7-12
 Quant Time: Jul 25 15:53 2012

Vial: 3
 Operator: DG,RS,HW,ARS,SV
 Inst : Thor
 Multiplr: 1.00
 Quant Results File: temp.res

Method : M:\THOR\DATA\T120725\TGAS.M (RTE Integrator)
 Title : METHOD 8260B
 Last Update : Wed Jul 25 08:14:32 2012
 Response via : Multiple Level Calibration



TIC: 0725T04.D

(2) Gasoline (TMHB)

8.50min -376.6351ppb m

response 7759068

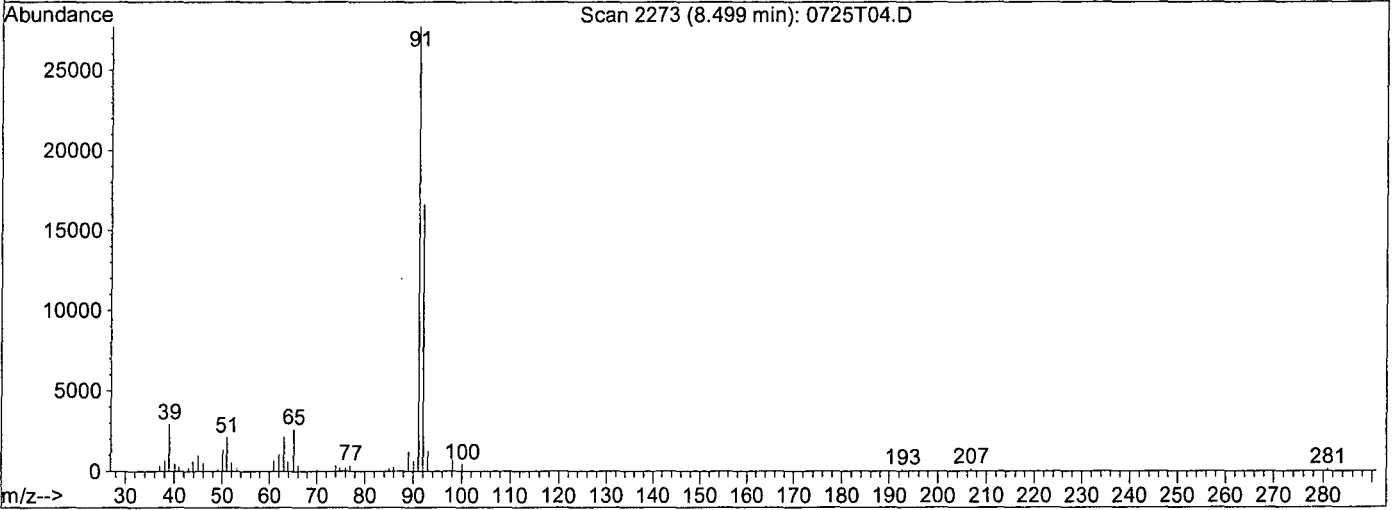
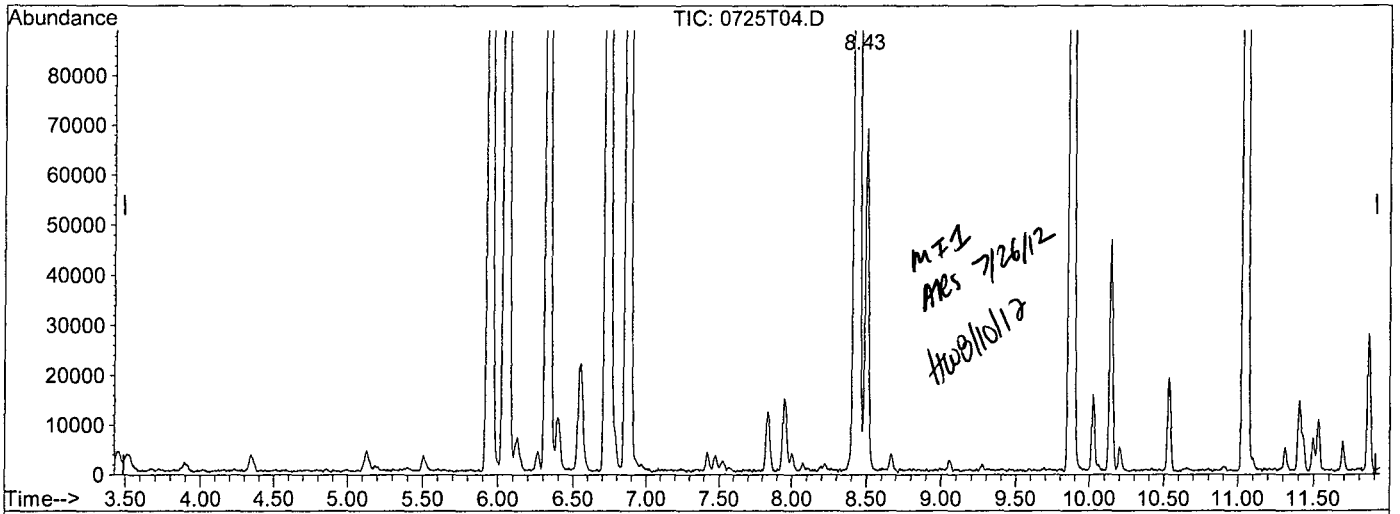
Ion	Exp%	Act%
TIC	100	100
0.00	0.50	1.20#
0.00	1.40	3.55#
0.00	0.00	0.00

Quantitation Report

Data File : M:\THOR\DATA\T120725\0725T04.D
 Acq On : 25 Jul 12 10:50
 Sample : 20ug/L Vol Std 07-25-12
 Misc : 10ml w/5ul of IS&S: 06-7-12
 Quant Time: Jul 25 15:59 2012

Vial: 3
 Operator: DG,RS,HW,ARS,SV
 Inst : Thor
 Multiplr: 1.00
 Quant Results File: temp.res

Method : M:\THOR\DATA\T120725\TGAS.M (RTE Integrator)
 Title : METHOD 8260B
 Last Update : Wed Jul 25 08:14:32 2012
 Response via : Multiple Level Calibration



TIC: 0725T04.D

(2) Gasoline (TMHB)

8.43min -268.7537ppb m

response 10003915

Ion	Exp%	Act%
TIC	100	100
0.00	0.50	0.93#
0.00	1.40	2.76#
0.00	0.00	0.00

Data File : M:\THOR\DATA\T120725\0725T05.D Vial: 4
 Acq On : 25 Jul 12 11:17 Operator: DG,RS,HW,ARS,SV
 Sample : 50ug/L Vol Std 07-25-12 Inst : Thor
 Misc : 10ml w/5ul of IS&S: 06-7-12 Multiplr: 1.00

Quant Time: Jul 25 15:58 2012 Quant Results File: TGAS.RES

Quant Method : M:\THOR\DATA\T120725\TGAS.M (RTE Integrator)
 Title : METHOD 8260B
 Last Update : Wed Jul 25 08:14:32 2012
 Response via : Initial Calibration
 DataAcq Meth : 8260_BETA

Internal Standards	R.T.	QIon	Response	Conc	Units	Dev(Min)
1) Fluorobenzene (IS)	6.73	TIC	757407	25.00000	ppb	0.00
3) Chlorobenzene-D5 (IS)	9.87	TIC	877869	25.00000	ppb	0.00
4) 1,4-Dichlorobenzene-D (IS)	12.20	TIC	954185	25.00000	ppb	0.00

System Monitoring Compounds

Target Compounds	R.T.	QIon	Response	Conc	Units	Qvalue
2) Gasoline	8.43	TIC	10913490m	-225.23930	ppb	100

Quantitation Report


Data File : M:\THOR\DATA\T120725\0725T05.D
Acq On : 25 Jul 12 11:17
Sample : 50ug/L Vol Std 07-25-12
Misc : 10ml w/5ul of IS&S: 06-7-12

Vial: 4
Operator: DG,RS,HW,ARS,SV
Inst : Thor
Multiplr: 1.00

Quant Time: Jul 25 15:58 2012

Quant Results File: TGAS.RES

Method : M:\THOR\DATA\T120725\TGAS.M (RTE Integrator)
Title : METHOD 8260B
Last Update : Wed Jul 25 16:07:29 2012
Response via : Initial Calibration

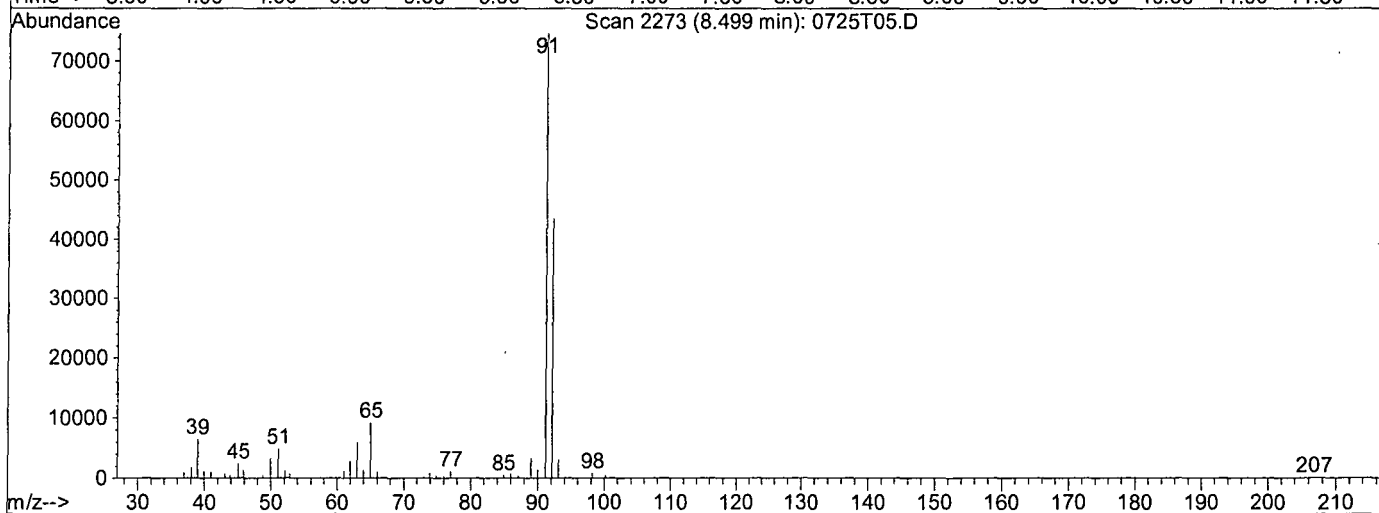
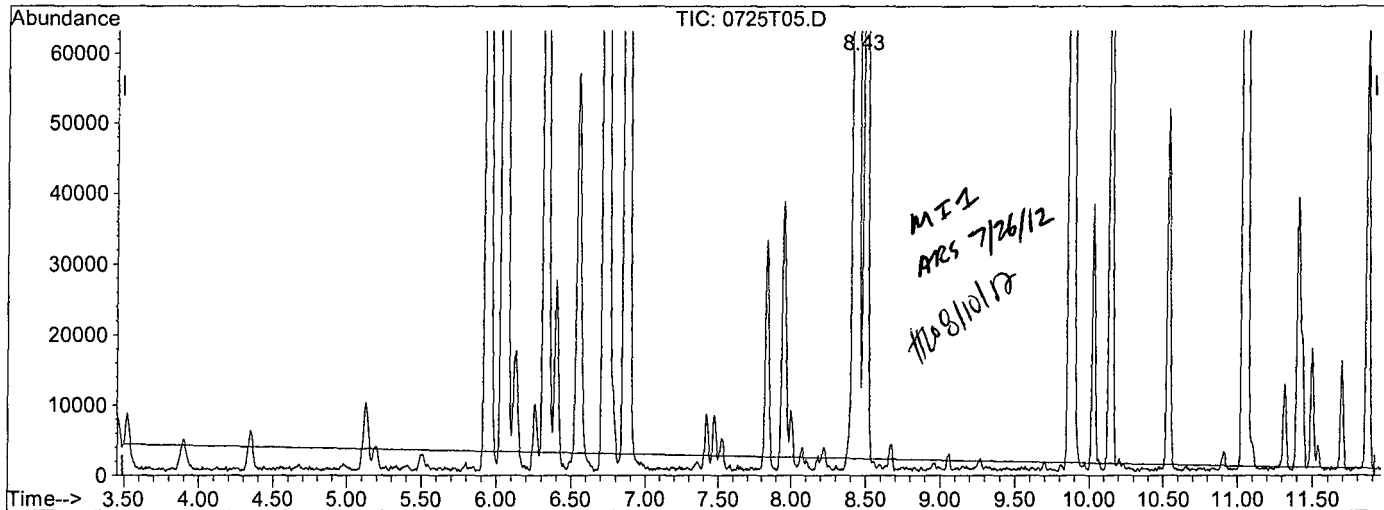


Quantitation Report

Data File : M:\THOR\DATA\T120725\0725T05.D
 Acq On : 25 Jul 12 11:17
 Sample : 50ug/L Vol Std 07-25-12
 Misc : 10ml w/5ul of IS&S: 06-7-12
 Quant Time: Jul 25 15:53 2012

Vial: 4
 Operator: DG,RS,HW,ARS,SV
 Inst : Thor
 Multiplr: 1.00
 Quant Results File: temp.res

Method : M:\THOR\DATA\T120725\TGAS.M (RTE Integrator)
 Title : METHOD 8260B
 Last Update : Wed Jul 25 08:14:32 2012
 Response via : Multiple Level Calibration



TIC: 0725T05.D

(2) Gasoline (TMHB)

8.50min -333.5537ppb m

response 8658785

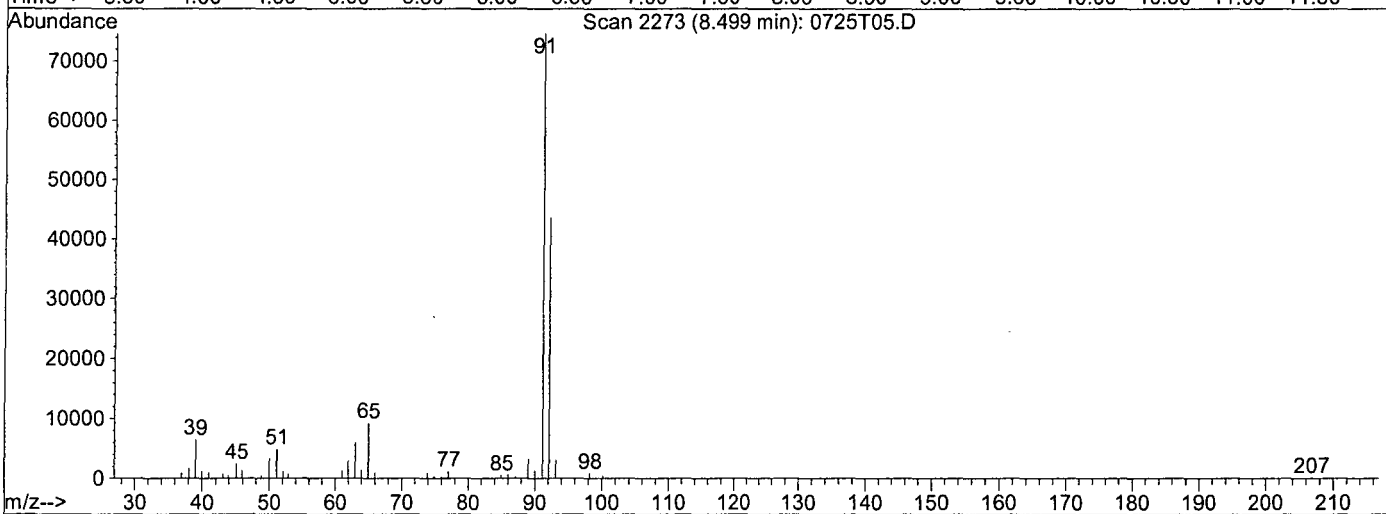
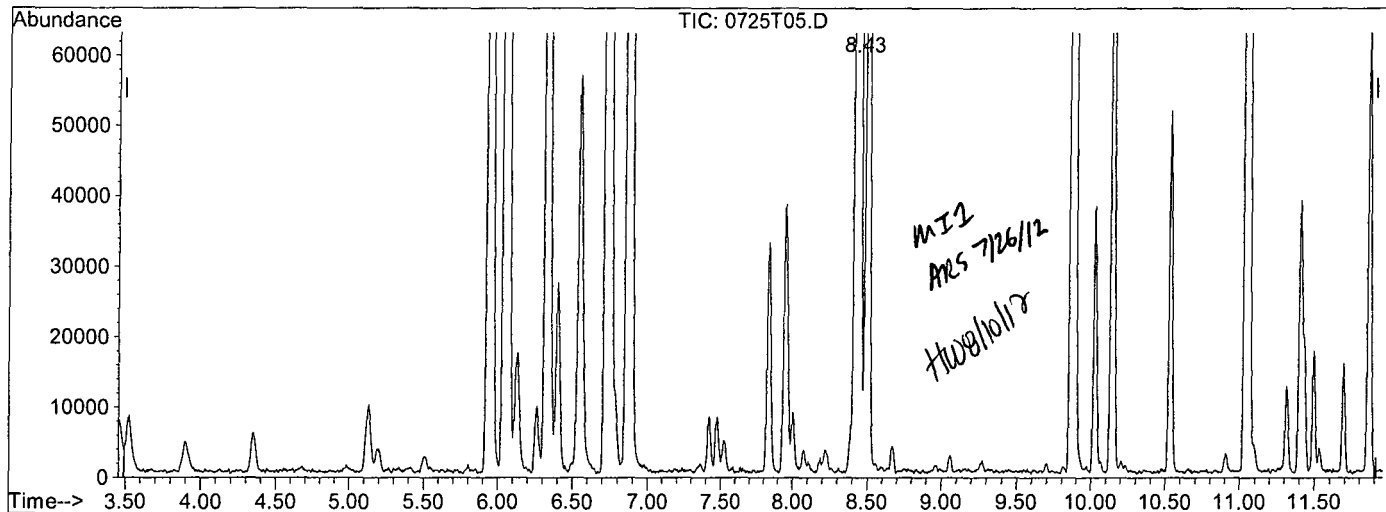
Ion	Exp%	Act%
TIC	100	100
0.00	0.50	1.05#
0.00	1.40	3.08#
0.00	0.00	0.00

Quantitation Report

Data File : M:\THOR\DATA\T120725\0725T05.D
 Acq On : 25 Jul 12 11:17
 Sample : 50ug/L Vol Std 07-25-12
 Misc : 10ml w/5ul of IS&S: 06-7-12
 Quant Time: Jul 25 15:58 2012

Vial: 4
 Operator: DG,RS,HW,ARS,SV
 Inst : Thor
 Multiplr: 1.00
 Quant Results File: temp.res

Method : M:\THOR\DATA\T120725\TGAS.M (RTE Integrator)
 Title : METHOD 8260B
 Last Update : Wed Jul 25 08:14:32 2012
 Response via : Multiple Level Calibration



TIC: 0725T05.D

(2) Gasoline (TMHB)

8.43min -225.2393ppb m

response 10913490

Ion	Exp%	Act%
TIC	100	100
0.00	0.50	0.83#
0.00	1.40	2.44#
0.00	0.00	0.00

Data File : M:\THOR\DATA\T120725\0725T06.D Vial: 5
 Acq On : 25 Jul 12 11:45 Operator: DG,RS,HW,ARS,SV
 Sample : 100ug/L Vol Std 07-25-12 Inst : Thor
 Misc : 10ml w/5ul of IS&S: 06-7-12 Multiplr: 1.00

Quant Time: Jul 25 15:58 2012 Quant Results File: TGAS.RES

Quant Method : M:\THOR\DATA\T120725\TGAS.M (RTE Integrator)
 Title : METHOD 8260B
 Last Update : Wed Jul 25 08:14:32 2012
 Response via : Initial Calibration
 DataAcq Meth : 8260_BETA

Internal Standards	R.T.	QIon	Response	Conc	Units	Dev(Min)
1) Fluorobenzene (IS)	6.73	TIC	774747	25.00000	ppb	0.00
3) Chlorobenzene-D5 (IS)	9.87	TIC	873528	25.00000	ppb	0.00
4) 1,4-Dichlorobenzene-D (IS)	12.20	TIC	976201	25.00000	ppb	0.00

System Monitoring Compounds

Target Compounds	R.T.	QIon	Response	Conc	Units	Qvalue
2) Gasoline	8.43	TIC	12540540m	-160.56049	ppb	100

Quantitation Report

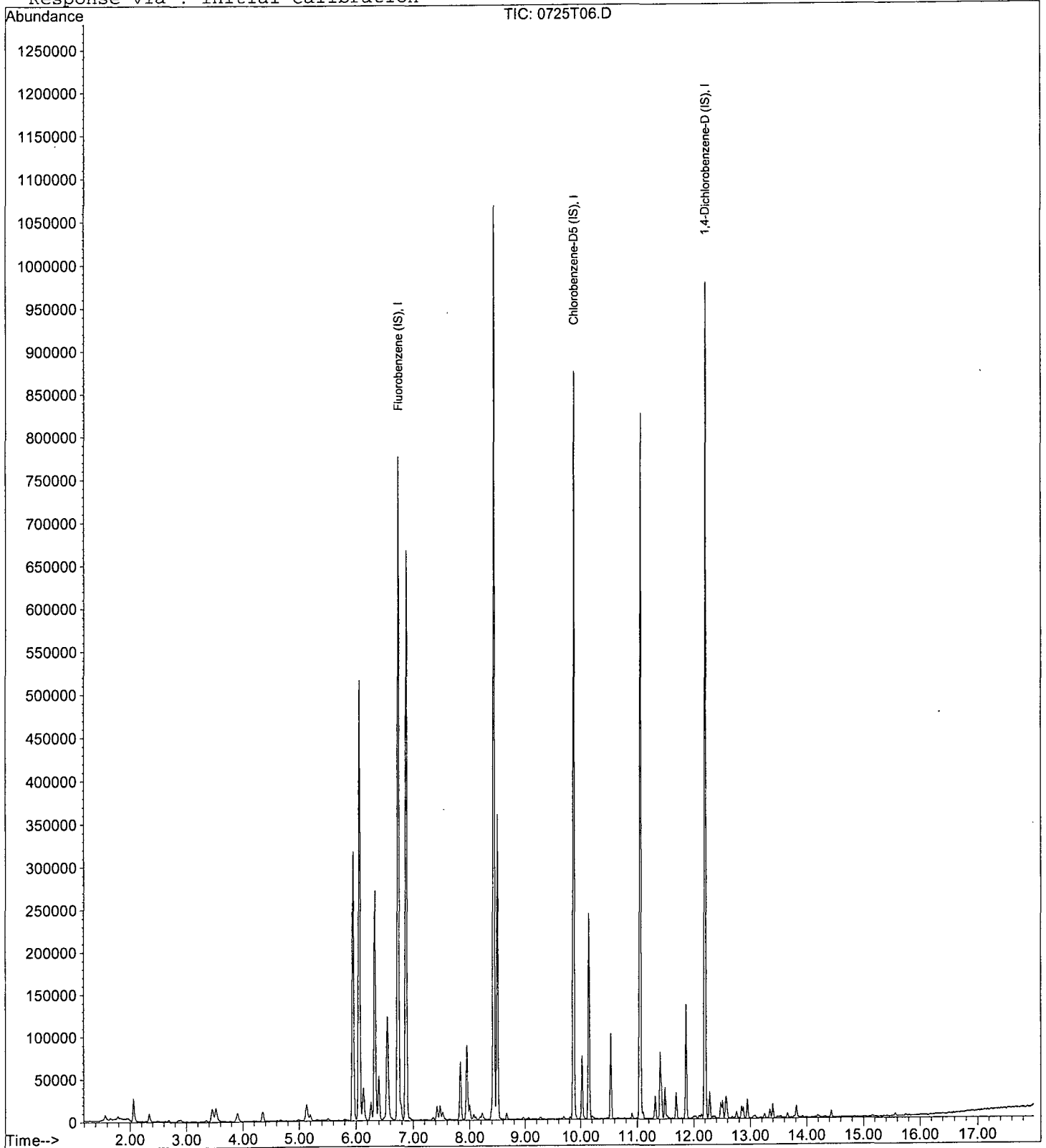
Data File : M:\THOR\DATA\T120725\0725T06.D
Acq On : 25 Jul 12 11:45
Sample : 100ug/L Vol Std 07-25-12
Misc : 10ml w/5ul of IS&S: 06-7-12

Vial: 5
Operator: DG,RS,HW,ARS,SV
Inst : Thor
Multiplr: 1.00

Quant Time: Jul 25 15:58 2012

Quant Results File: TGAS.RES

Method : M:\THOR\DATA\T120725\TGAS.M (RTE Integrator)
Title : METHOD 8260B
Last Update : Wed Jul 25 16:07:29 2012
Response via : Initial Calibration

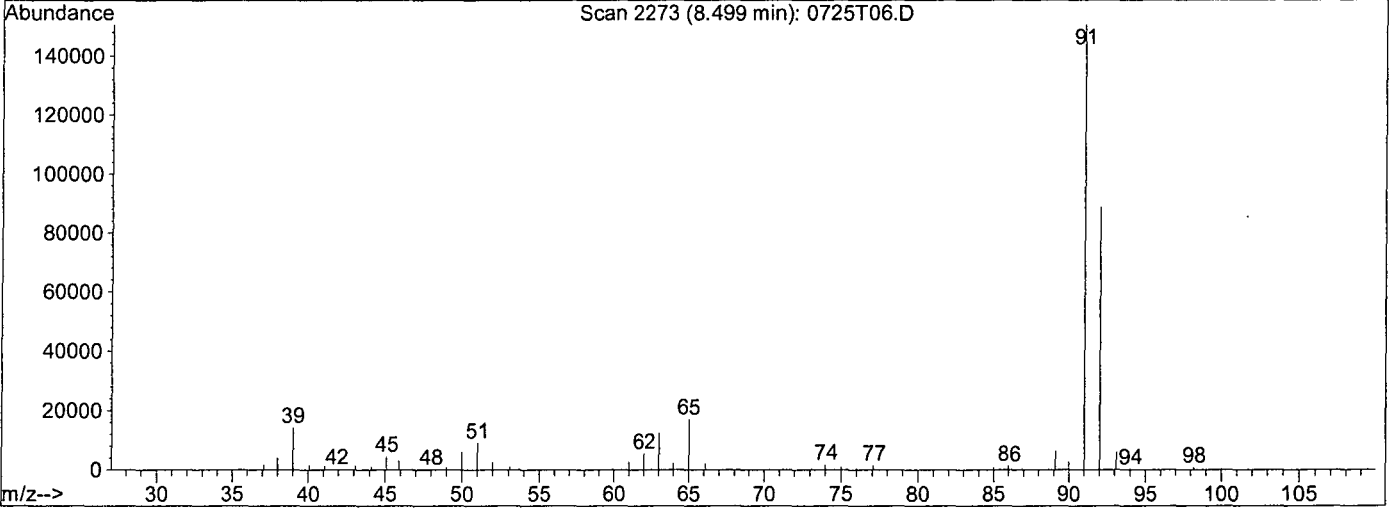
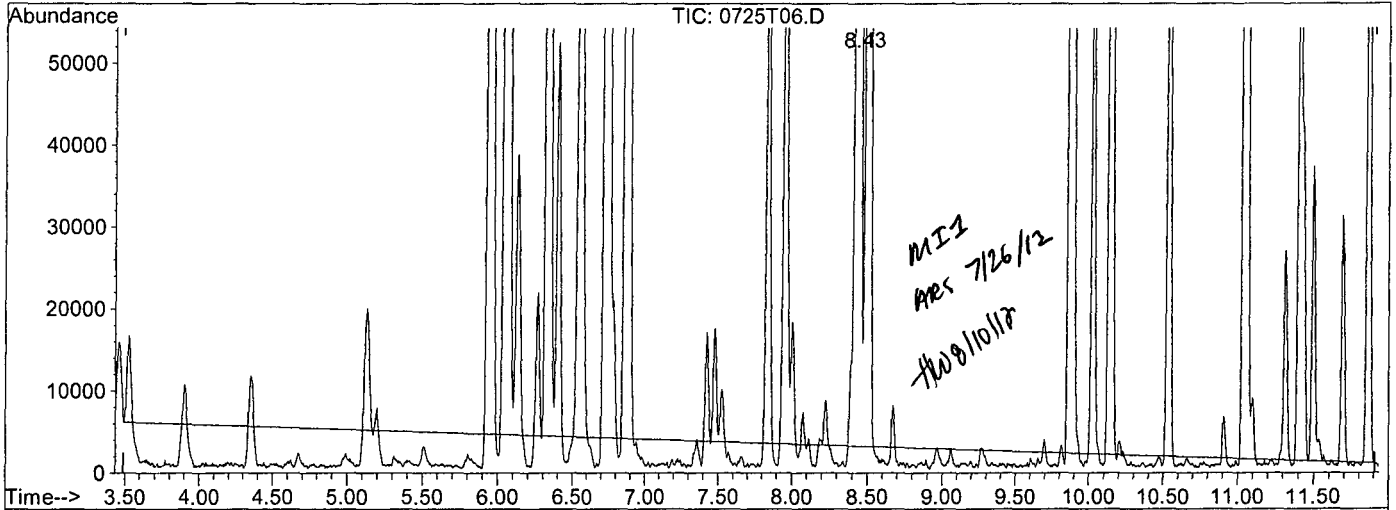


Quantitation Report

Data File : M:\THOR\DATA\T120725\0725T06.D
 Acq On : 25 Jul 12 11:45
 Sample : 100ug/L Vol Std 07-25-12
 Misc : 10ml w/5ul of IS&S: 06-7-12
 Quant Time: Jul 25 15:53 2012

Vial: 5
 Operator: DG,RS,HW,ARS,SV
 Inst : Thor
 Multiplr: 1.00
 Quant Results File: temp.res

Method : M:\THOR\DATA\T120725\TGAS.M (RTE Integrator)
 Title : METHOD 8260B
 Last Update : Wed Jul 25 08:14:32 2012
 Response via : Multiple Level Calibration



TIC: 0725T06.D

(2) Gasoline (TMHB)

8.50min -268.9292ppb m

response 10233059

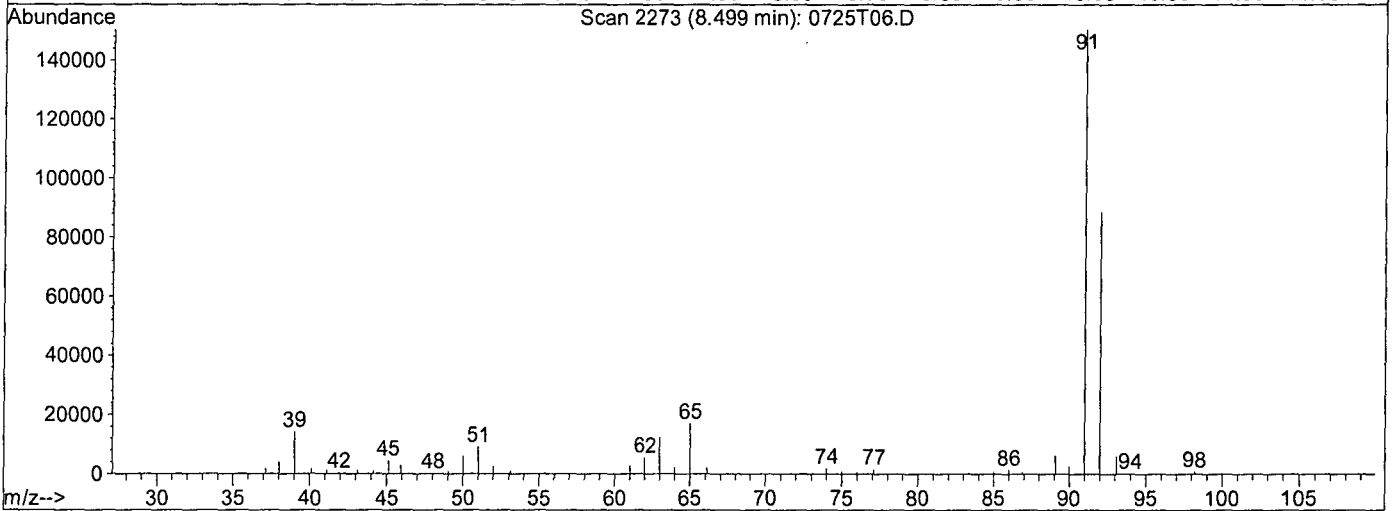
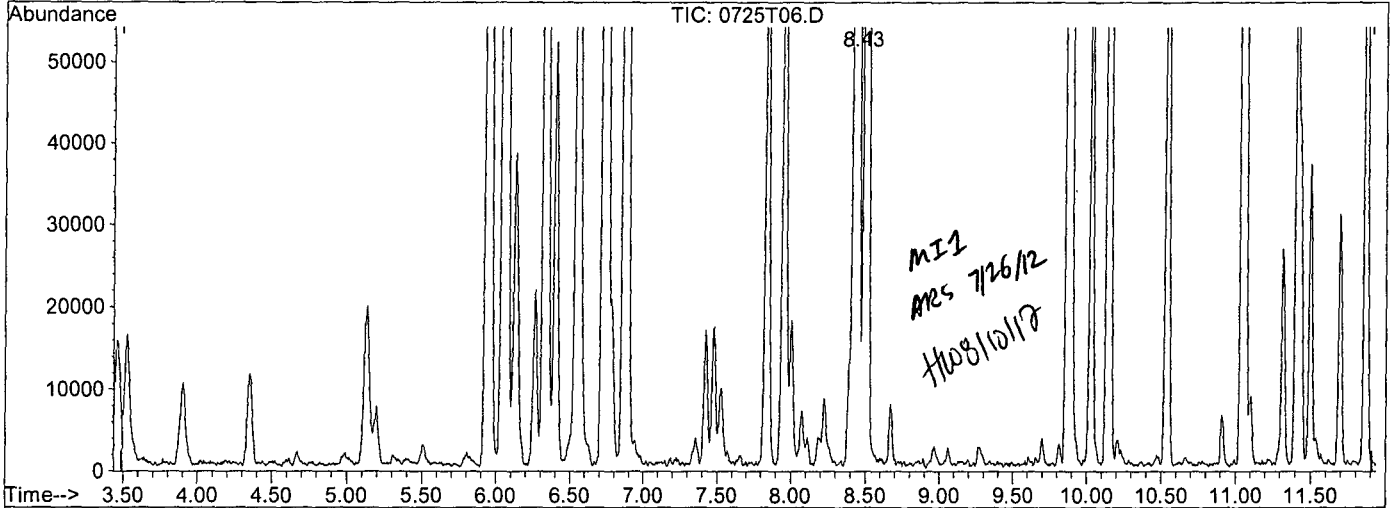
Ion	Exp%	Act%
TIC	100	100
0.00	0.50	0.93#
0.00	1.40	2.66#
0.00	0.00	0.00

Quantitation Report

Data File : M:\THOR\DATA\T120725\0725T06.D
 Acq On : 25 Jul 12 11:45
 Sample : 100ug/L Vol Std 07-25-12
 Misc : 10ml w/5ul of IS&S: 06-7-12
 Quant Time: Jul 25 15:58 2012

Vial: 5
 Operator: DG,RS,HW,ARS,SV
 Inst : Thor
 Multiplr: 1.00
 Quant Results File: temp.res

Method : M:\THOR\DATA\T120725\TGAS.M (RTE Integrator)
 Title : METHOD 8260B
 Last Update : Wed Jul 25 08:14:32 2012
 Response via : Multiple Level Calibration



TIC: 0725T06.D

(2) Gasoline (TMHB)

8.43min -160.5605ppb m

response 12540540

Ion	Exp%	Act%
TIC	100	100
0.00	0.50	0.76#
0.00	1.40	2.17#
0.00	0.00	0.00

Data File : M:\THOR\DATA\T120725\0725T07.D Vial: 6
 Acq On : 25 Jul 12 12:13 Operator: DG,RS,HW,ARS,SV
 Sample : 300ug/L Vol Std 07-25-13 Inst : Thor
 Misc : 10ml w/5ul of IS&S: 06-7-12 Multiplr: 1.00

Quant Time: Jul 25 15:50 2012 Quant Results File: TGAS.RES

Quant Method : M:\THOR\DATA\T120725\TGAS.M (RTE Integrator)
 Title : METHOD 8260B
 Last Update : Wed Jul 25 08:14:32 2012
 Response via : Initial Calibration
 DataAcq Meth : 8260_BETA

Internal Standards	R.T.	QIon	Response	Conc	Units	Dev(Min)
1) Fluorobenzene (IS)	6.73	TIC	782981	25.00000	ppb	0.00
3) Chlorobenzene-D5 (IS)	9.87	TIC	897407	25.00000	ppb	0.00
4) 1,4-Dichlorobenzene-D (IS)	12.20	TIC	996199	25.00000	ppb	0.00

System Monitoring Compounds

Target Compounds	R.T.	QIon	Response	Conc	Units	Qvalue
2) Gasoline	8.50	TIC	19663639m	410.65057	ppb	100

Quantitation Report

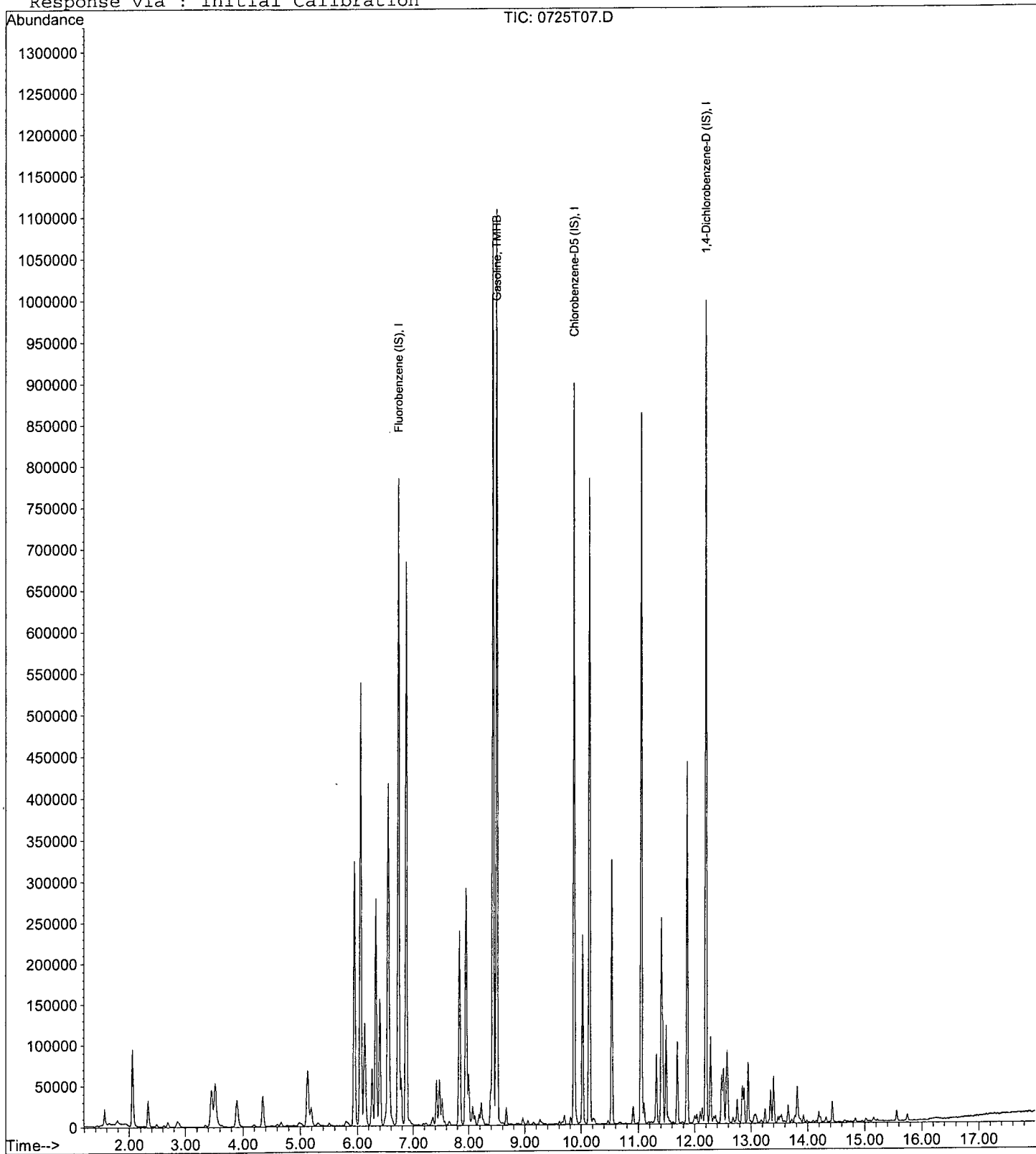
Data File : M:\THOR\DATA\T120725\0725T07.D
Acq On : 25 Jul 12 12:13
Sample : 300ug/L Vol Std 07-25-13
Misc : 10ml w/5ul of IS&S: 06-7-12

Vial: 6
Operator: DG,RS,HW,ARS,SV
Inst : Thor
Multiplr: 1.00

Quant Time: Jul 25 15:50 2012

Quant Results File: TGAS.RES

Method : M:\THOR\DATA\T120725\TGAS.M (RTE Integrator)
Title : METHOD 8260B
Last Update : Wed Jul 25 16:07:29 2012
Response via : Initial Calibration

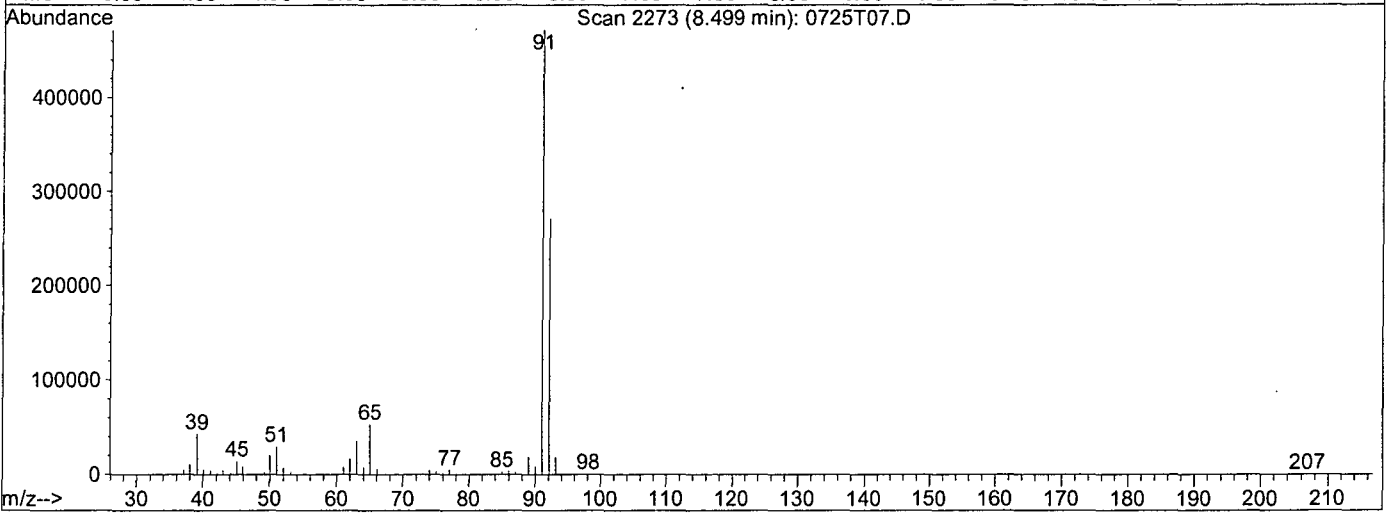
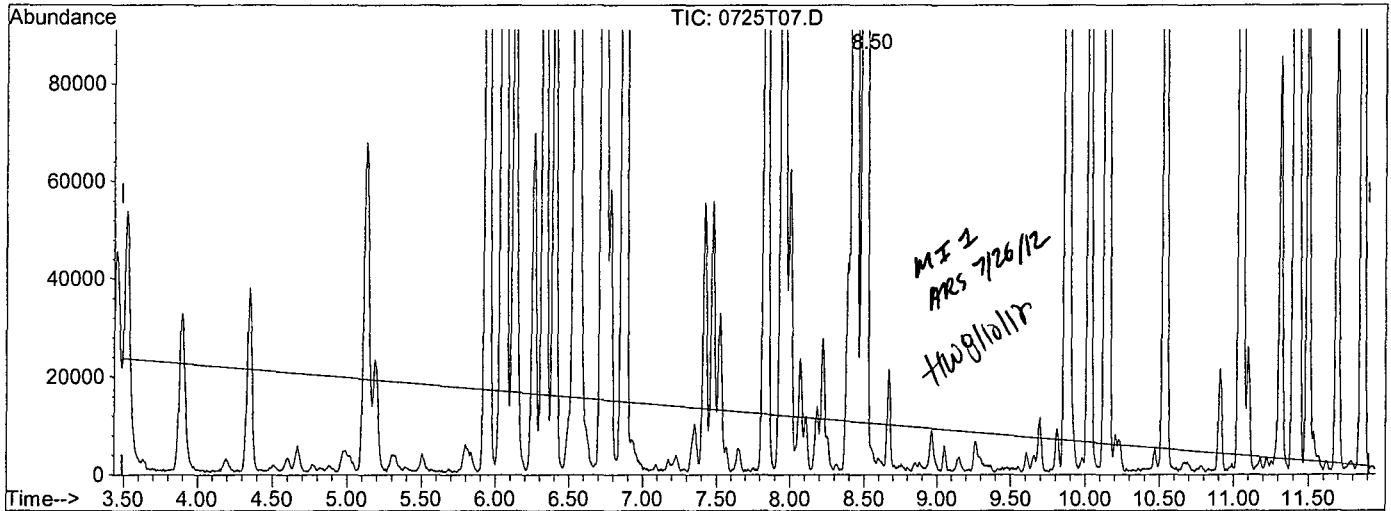


Quantitation Report

Data File : M:\THOR\DATA\T120725\0725T07.D
 Acq On : 25 Jul 12 12:13
 Sample : 300ug/L Vol Std 07-25-13
 Misc : 10ml w/5ul of IS&S: 06-7-12
 Quant Time: Jul 25 15:49 2012

Vial: 6
 Operator: DG,RS,HW,ARS,SV
 Inst : Thor
 Multiplr: 1.00
 Quant Results File: temp.res

Method : M:\THOR\DATA\T120725\TGAS.M (RTE Integrator)
 Title : METHOD 8260B
 Last Update : Wed Jul 25 08:14:32 2012
 Response via : Single Level Calibration



TIC: 0725T07.D

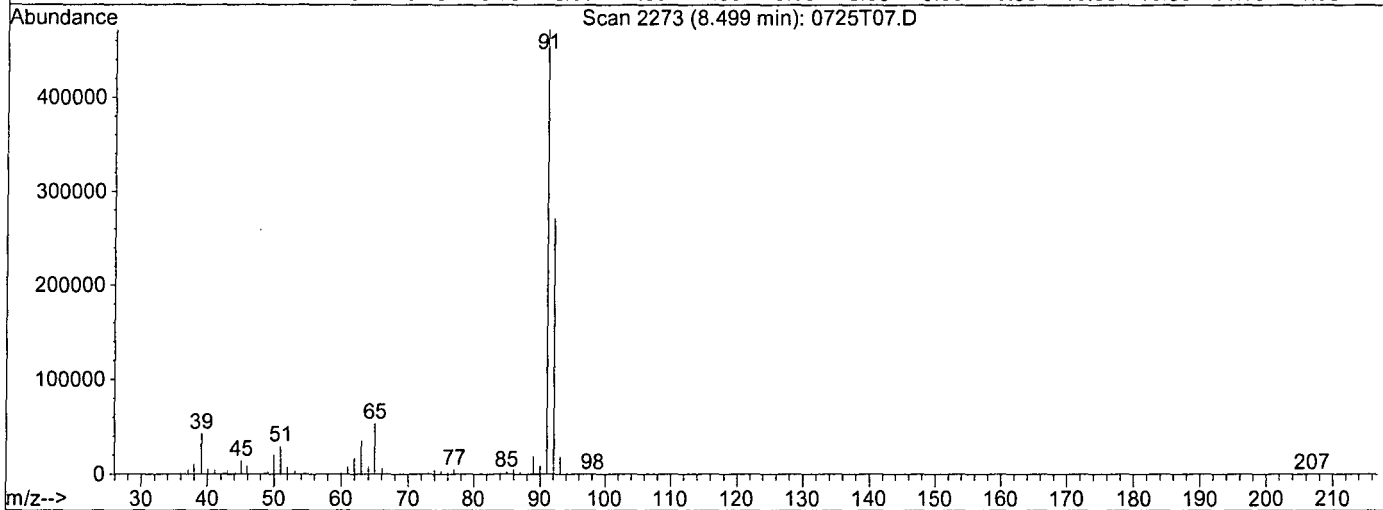
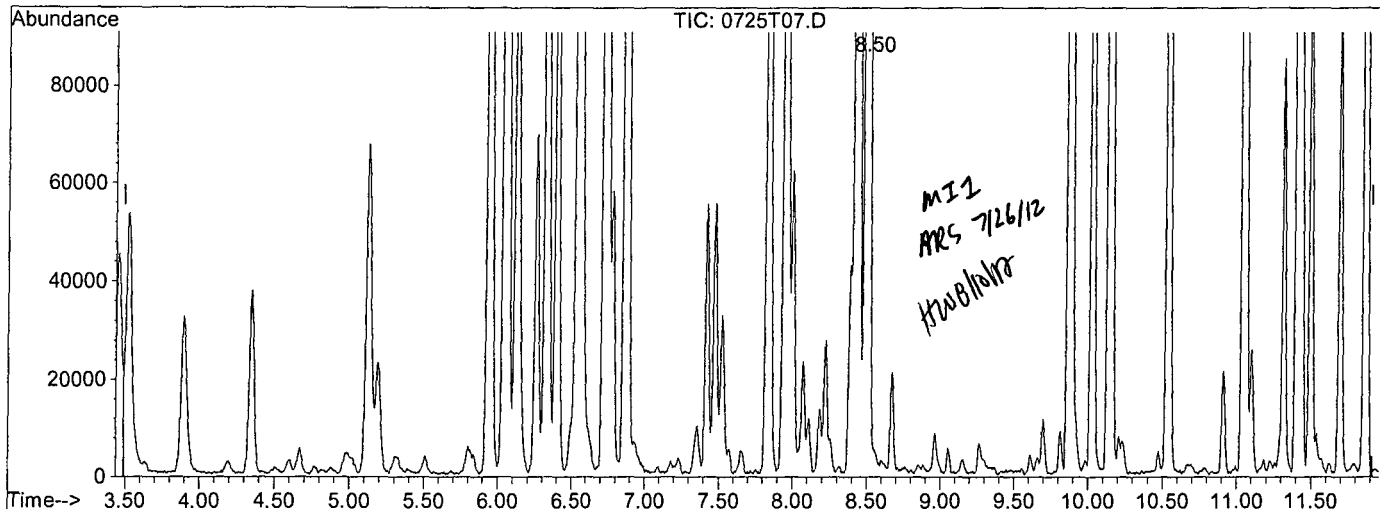
(2) Gasoline (TMHB)		
8.50min	339.0063ppb m	
response	17146776	
Ion	Exp%	Act%
TIC	100	100
0.00	0.00	0.55#
0.00	0.00	1.63#
0.00	0.00	0.00

Quantitation Report

Data File : M:\THOR\DATA\T120725\0725T07.D
 Acq On : 25 Jul 12 12:13
 Sample : 300ug/L Vol Std 07-25-13
 Misc : 10ml w/5ul of IS&S: 06-7-12
 Quant Time: Jul 25 15:50 2012

Vial: 6
 Operator: DG, RS, HW, ARS, SV
 Inst : Thor
 Multiplr: 1.00
 Quant Results File: temp.res

Method : M:\THOR\DATA\T120725\TGAS.M (RTE Integrator)
 Title : METHOD 8260B
 Last Update : Wed Jul 25 08:14:32 2012
 Response via : Single Level Calibration



TIC: 0725T07.D

(2) Gasoline (TMHB)

8.50min 410.6506ppb m

response 19663639

Ion	Exp%	Act%
TIC	100	100
0.00	0.00	0.48#
0.00	0.00	1.42#
0.00	0.00	0.00

Data File : M:\THOR\DATA\T120725\0725T08.D Vial: 7
 Acq On : 25 Jul 12 12:41 Operator: DG,RS,HW,ARS,SV
 Sample : 600ug/L Vol Std 07-25-14 Inst : Thor
 Misc : 10ml w/5ul of IS&S: 06-7-12 Multiplr: 1.00

Quant Time: Jul 25 15:56 2012 Quant Results File: TGAS.RES

Quant Method : M:\THOR\DATA\T120725\TGAS.M (RTE Integrator)
 Title : METHOD 8260B
 Last Update : Wed Jul 25 08:14:32 2012
 Response via : Initial Calibration
 DataAcq Meth : 8260_BETA

Internal Standards	R.T.	QIon	Response	Conc	Units	Dev(Min)
1) Fluorobenzene (IS)	6.73	TIC	782399	25.00000	ppb	0.00
3) Chlorobenzene-D5 (IS)	9.87	TIC	890063	25.00000	ppb	0.00
4) 1,4-Dichlorobenzene-D (IS)	12.20	TIC	996015	25.00000	ppb	0.00

System Monitoring Compounds

Target Compounds	R.T.	QIon	Response	Conc	Units	Qvalue
2) Gasoline	8.50	TIC	30141216m	652.19460	ppb	100

Quantitation Report

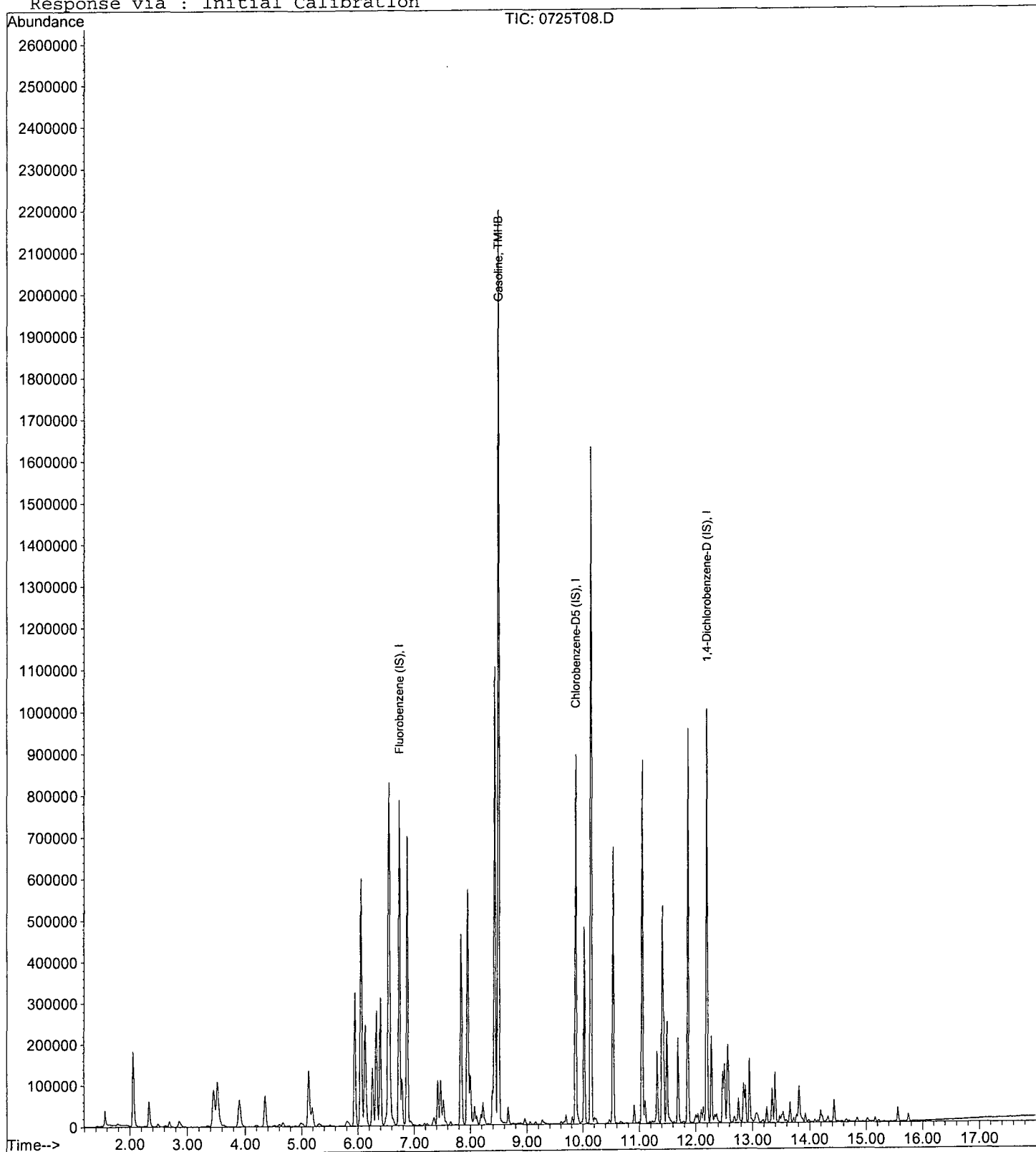
Data File : M:\THOR\DATA\T120725\0725T08.D
Acq On : 25 Jul 12 12:41
Sample : 600ug/L Vol Std 07-25-14
Misc : 10ml w/5ul of IS&S: 06-7-12

Vial: 7
Operator: DG,RS,HW,ARS,SV
Inst : Thor
Multiplr: 1.00

Quant Time: Jul 25 15:56 2012

Quant Results File: TGAS.RES

Method : M:\THOR\DATA\T120725\TGAS.M (RTE Integrator)
Title : METHOD 8260B
Last Update : Wed Jul 25 16:07:29 2012
Response via : Initial Calibration

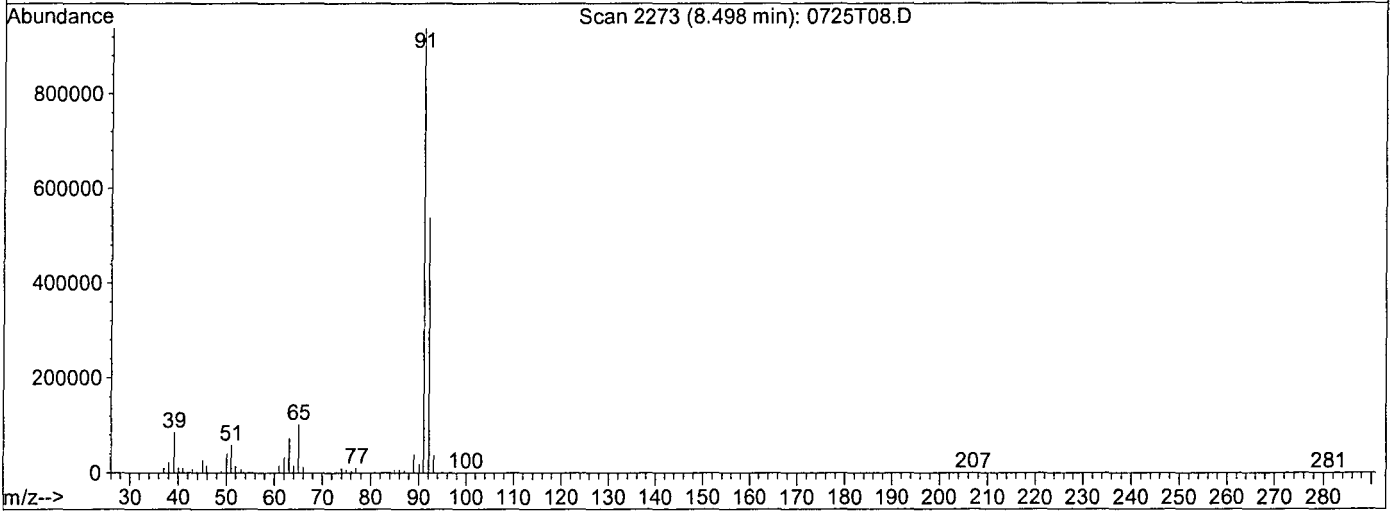
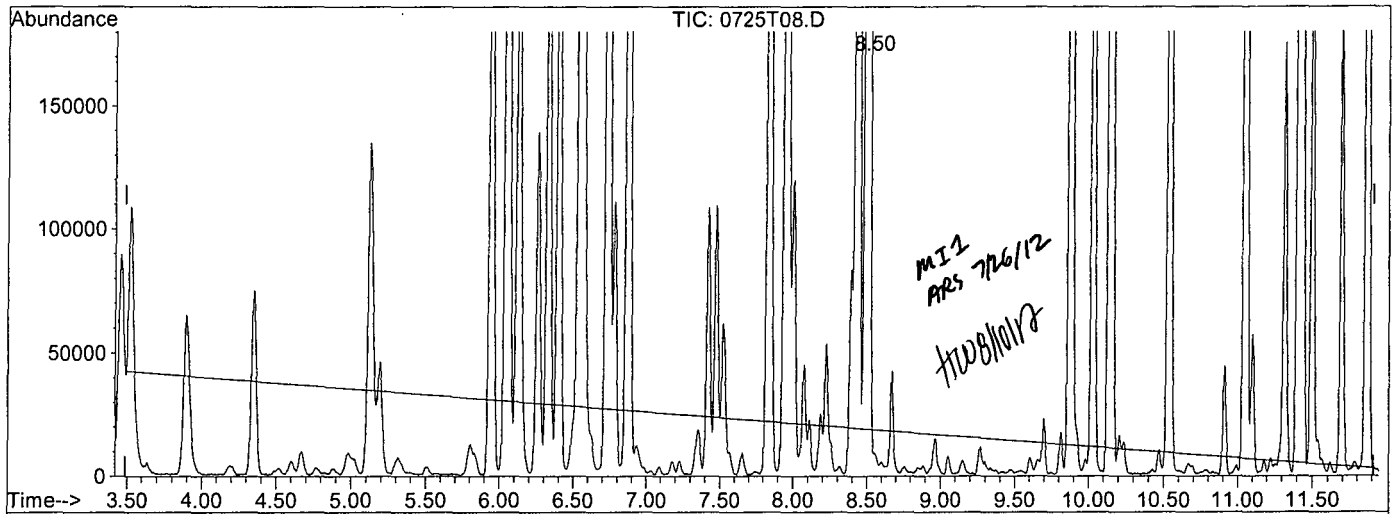


Quantitation Report

Data File : M:\THOR\DATA\T120725\0725T08.D
 Acq On : 25 Jul 12 12:41
 Sample : 600ug/L Vol Std 07-25-14
 Misc : 10ml w/5ul of IS&S: 06-7-12
 Quant Time: Jul 25 15:53 2012

Vial: 7
 Operator: DG,RS,HW,ARS,SV
 Inst : Thor
 Multiplr: 1.00
 Quant Results File: temp.res

Method : M:\THOR\DATA\T120725\TGAS.M (RTE Integrator)
 Title : METHOD 8260B
 Last Update : Wed Jul 25 08:14:32 2012
 Response via : Multiple Level Calibration



TIC: 0725T08.D

(2) Gasoline (TMHB)

8.50min 500.4974ppb m

response 26879245

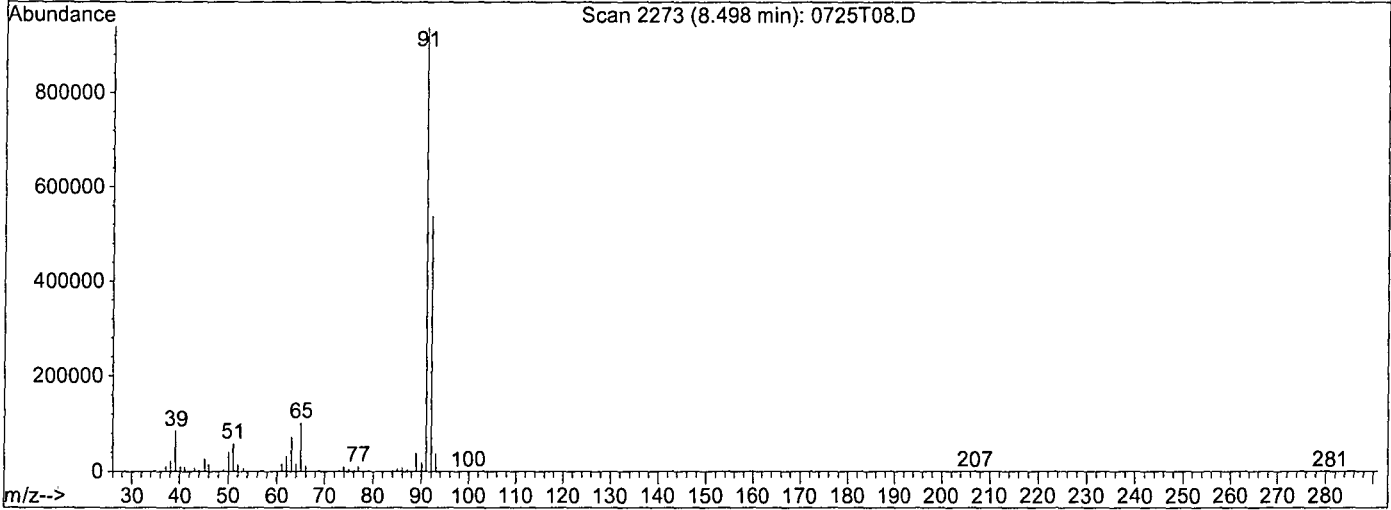
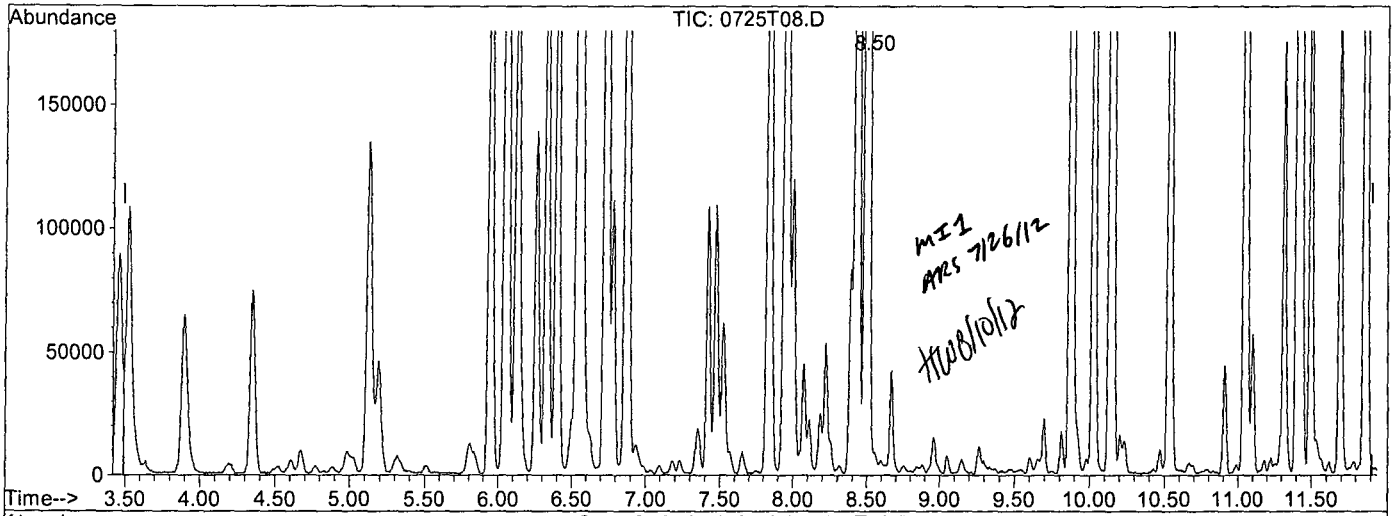
Ion	Exp%	Act%
TIC	100	100
0.00	0.50	0.36#
0.00	1.40	1.04#
0.00	0.00	0.00

Quantitation Report

Data File : M:\THOR\DATA\T120725\0725T08.D
 Acq On : 25 Jul 12 12:41
 Sample : 600ug/L Vol Std 07-25-14
 Misc : 10ml w/5ul of IS&S: 06-7-12
 Quant Time: Jul 25 15:56 2012

Vial: 7
 Operator: DG,RS,HW,ARS,SV
 Inst : Thor
 Multiplr: 1.00
 Quant Results File: temp.res

Method : M:\THOR\DATA\T120725\TGAS.M (RTE Integrator)
 Title : METHOD 8260B
 Last Update : Wed Jul 25 08:14:32 2012
 Response via : Multiple Level Calibration



TIC: 0725T08.D

(2) Gasoline (TMHB)

8.50min 652.1946ppb m

response 30141216

Ion	Exp%	Act%
TIC	100	100
0.00	0.50	0.32#
0.00	1.40	0.93#
0.00	0.00	0.00

Quantitation Report (QT Reviewed)

Data File : M:\THOR\DATA\T120725\0725T09.D Vial: 8
 Acq On : 25 Jul 12 13:08 Operator: DG,RS,HW,ARS,SV
 Sample : 800ug/L Vol Std 07-25-15 Inst : Thor
 Misc : 10ml w/5ul of IS&S: 06-7-12 Multiplr: 1.00

Quant Time: Jul 25 15:55 2012 Quant Results File: TGAS.RES

Quant Method : M:\THOR\DATA\T120725\TGAS.M (RTE Integrator)
 Title : METHOD 8260B
 Last Update : Wed Jul 25 08:14:32 2012
 Response via : Initial Calibration
 DataAcq Meth : 8260_BETA

Internal Standards	R.T.	QIon	Response	Conc	Units	Dev(Min)
1) Fluorobenzene (IS)	6.73	TIC	788221	25.00000	ppb	0.00
3) Chlorobenzene-D5 (IS)	9.88	TIC	883861	25.00000	ppb	0.00
4) 1,4-Dichlorobenzene-D (IS)	12.20	TIC	1013991	25.00000	ppb	0.00

System Monitoring Compounds

Target Compounds	R.T.	QIon	Response	Conc	Units	Qvalue
2) Gasoline	8.50	TIC	36946726m	955.99215	ppb	100

Quantitation Report

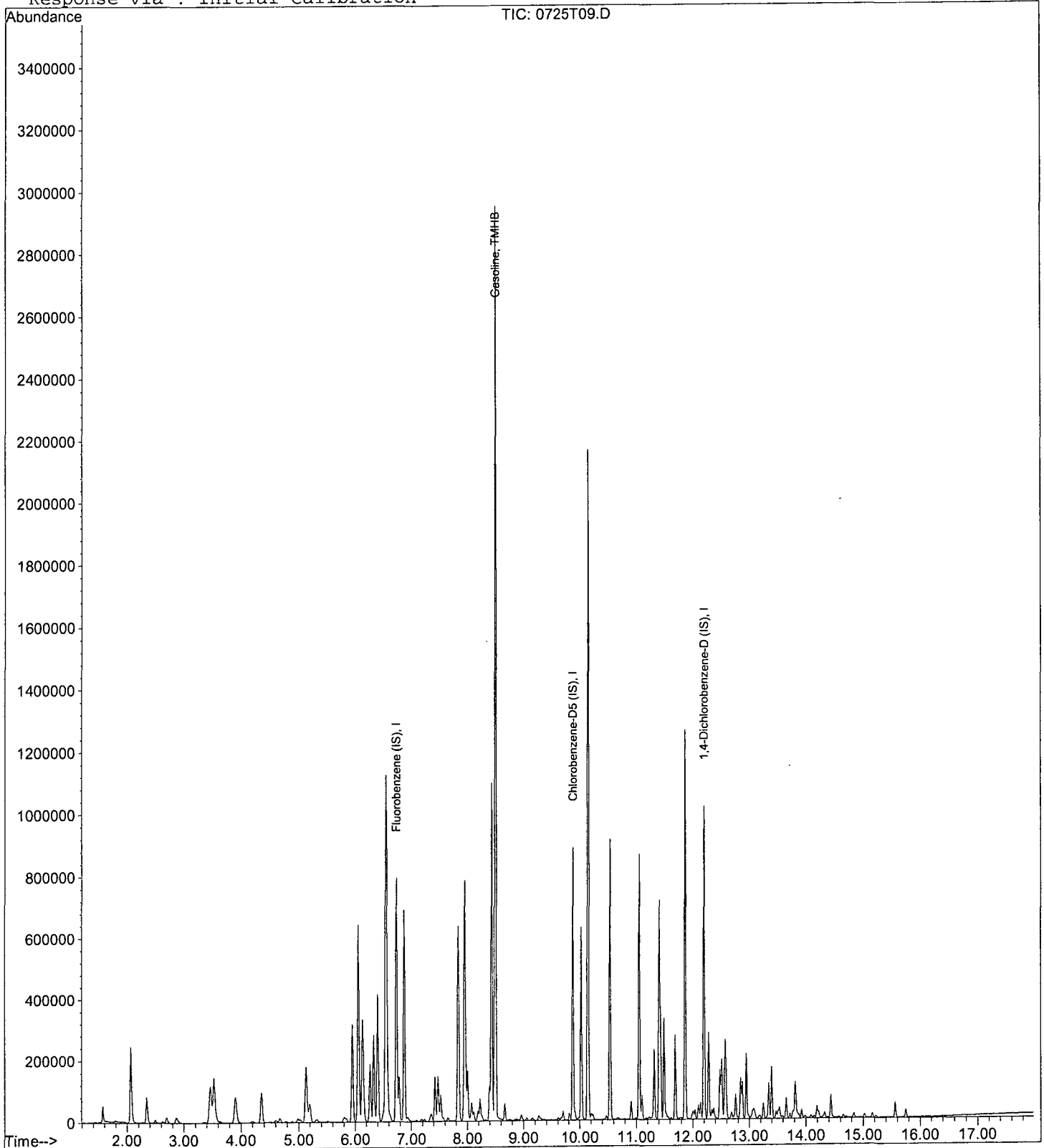
Data File : M:\THOR\DATA\T120725\0725T09.D
Acq On : 25 Jul 12 13:08
Sample : 800ug/L Vol Std 07-25-15
Misc : 10ml w/5ul of IS&S: 06-7-12

Vial: 8
Operator: DG,RS,HW,ARS,SV
Inst : Thor
Multiplr: 1.00

Quant Time: Jul 25 15:55 2012

Quant Results File: TGAS.RES

Method : M:\THOR\DATA\T120725\TGAS.M (RTE Integrator)
Title : METHOD 8260B
Last Update : Wed Jul 25 16:07:29 2012
Response via : Initial Calibration

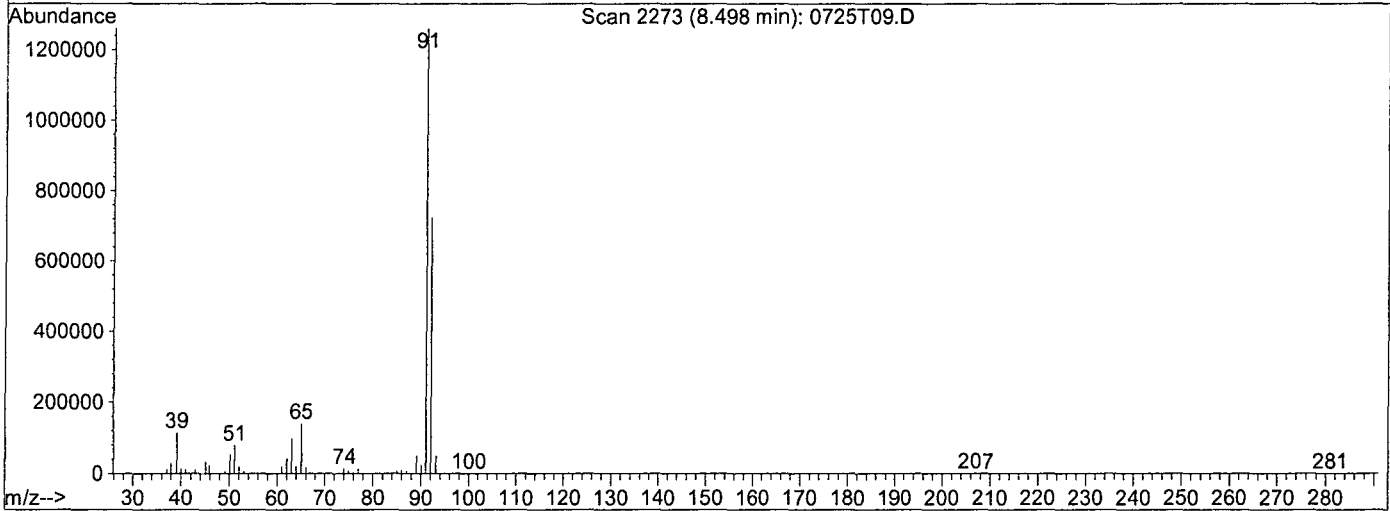
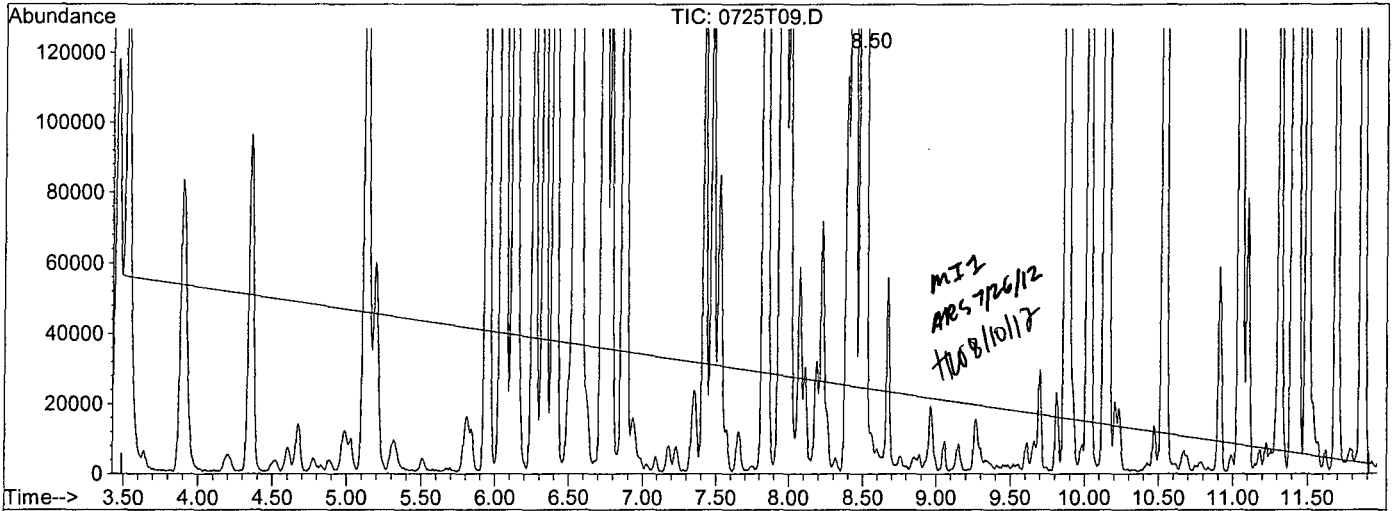


Quantitation Report

Data File : M:\THOR\DATA\T120725\0725T09.D
 Acq On : 25 Jul 12 13:08
 Sample : 800ug/L Vol Std 07-25-15
 Misc : 10ml w/5ul of IS&S: 06-7-12
 Quant Time: Jul 25 15:53 2012

Vial: 8
 Operator: DG,RS,HW,ARS,SV
 Inst : Thor
 Multiplr: 1.00
 Quant Results File: temp.res

Method : M:\THOR\DATA\T120725\TGAS.M (RTE Integrator)
 Title : METHOD 8260B
 Last Update : Wed Jul 25 08:14:32 2012
 Response via : Multiple Level Calibration



TIC: 0725T09.D

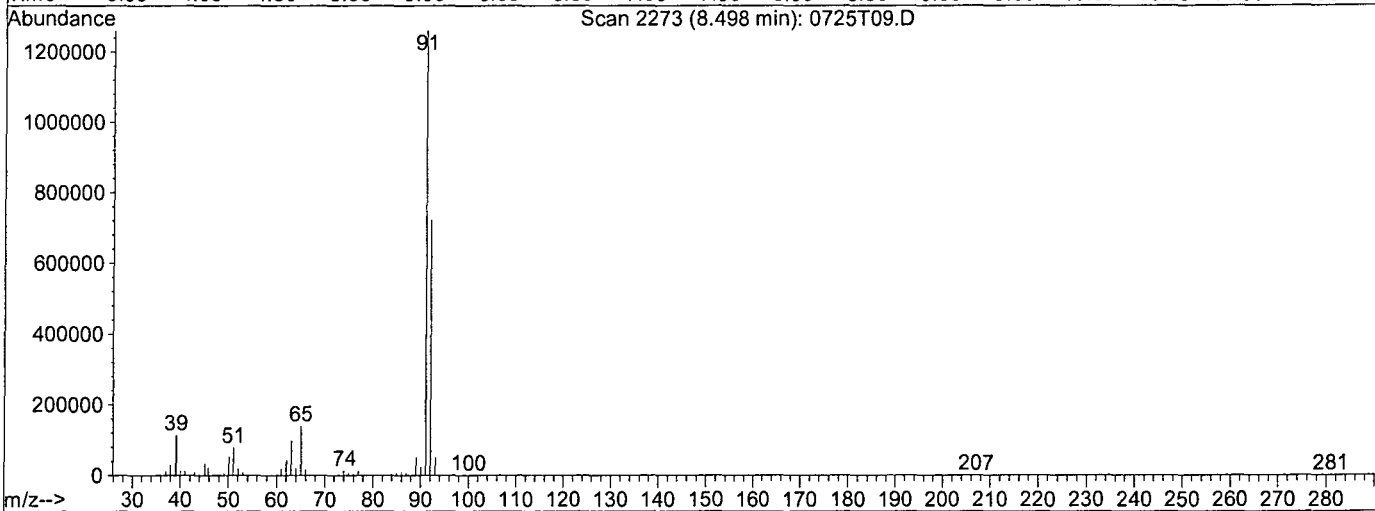
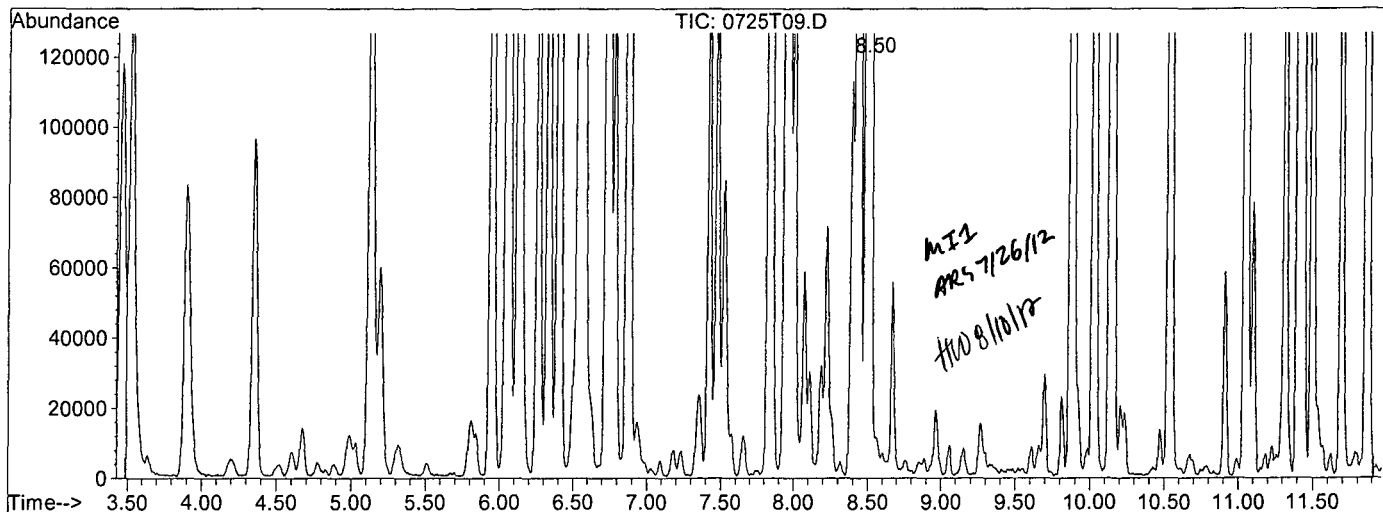
(2) Gasoline (TMHB)		
8.50min	790.6203ppb m	
response	33364245	
Ion	Exp%	Act%
TIC	100	100
0.00	0.50	0.30#
0.00	1.40	0.86#
0.00	0.00	0.00

Quantitation Report

Data File : M:\THOR\DATA\T120725\0725T09.D
 Acq On : 25 Jul 12 13:08
 Sample : 800ug/L Vol Std 07-25-15
 Misc : 10ml w/5ul of IS&S: 06-7-12
 Quant Time: Jul 25 15:55 2012

Vial: 8
 Operator: DG, RS, HW, ARS, SV
 Inst : Thor
 Multiplr: 1.00
 Quant Results File: temp.res

Method : M:\THOR\DATA\T120725\TGAS.M (RTE Integrator)
 Title : METHOD 8260B
 Last Update : Wed Jul 25 08:14:32 2012
 Response via : Multiple Level Calibration



TIC: 0725T09.D

(2) Gasoline (TMHB)

8.50min 955.9921ppb m

response 36946726

Ion	Exp%	Act%
TIC	100	100
0.00	0.50	0.27#
0.00	1.40	0.77#
0.00	0.00	0.00

Quantitation Report (QT Reviewed)

Data File : M:\THOR\DATA\T120725\0725T10.D Vial: 9
 Acq On : 25 Jul 12 13:36 Operator: DG, RS, HW, ARS, SV
 Sample : 1000ug/L Vol Std 07-25-16 Inst : Thor
 Misc : 10ml w/5ul of IS&S: 06-7-12 Multiplr: 1.00

Quant Time: Jul 25 16:00 2012 Quant Results File: TGAS.RES

Quant Method : M:\THOR\DATA\T120725\TGAS.M (RTE Integrator)
 Title : METHOD 8260B
 Last Update : Wed Jul 25 08:14:32 2012
 Response via : Initial Calibration
 DataAcq Meth : 8260_BETA

Internal Standards	R.T.	QIon	Response	Conc	Units	Dev(Min)
1) Fluorobenzene (IS)	6.73	TIC	808332	25.00000	ppb	0.00
3) Chlorobenzene-D5 (IS)	9.87	TIC	927489	25.00000	ppb	0.00
4) 1,4-Dichlorobenzene-D (IS)	12.20	TIC	1069004	25.00000	ppb	0.00

System Monitoring Compounds

Target Compounds	R.T.	QIon	Response	Conc	Units	Qvalue
2) Gasoline	8.50	TIC	45050186m	1278.31907	ppb	100

Quantitation Report

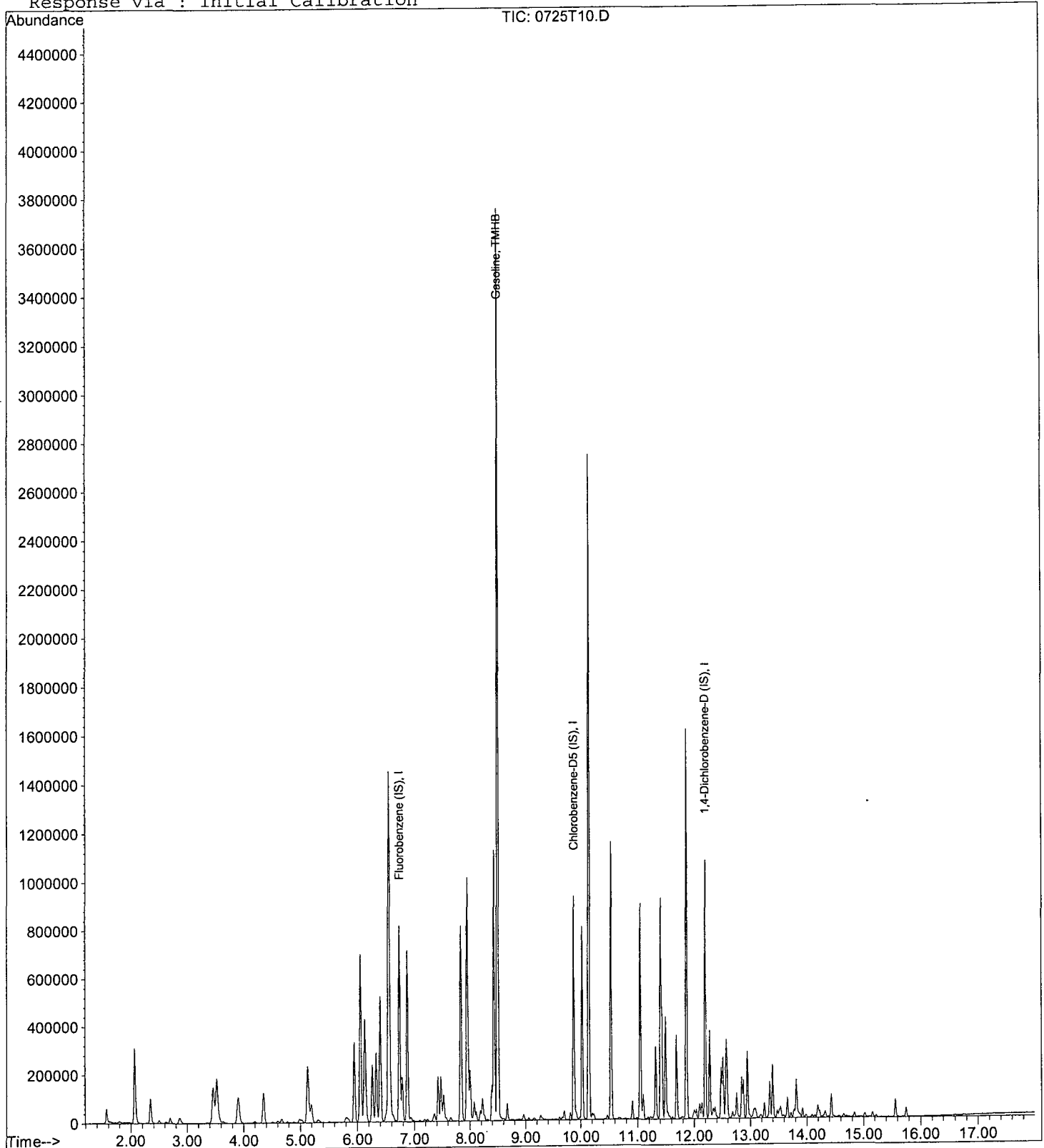
Data File : M:\THOR\DATA\T120725\0725T10.D
Acq On : 25 Jul 12 13:36
Sample : 1000ug/L Vol Std 07-25-16
Misc : 10ml w/5ul of IS&S: 06-7-12

Vial: 9
Operator: DG,RS,HW,ARS,SV
Inst : Thor
Multiplr: 1.00

Quant Time: Jul 25 16:00 2012

Quant Results File: TGAS.RES

Method : M:\THOR\DATA\T120725\TGAS.M (RTE Integrator)
Title : METHOD 8260B
Last Update : Wed Jul 25 16:07:29 2012
Response via : Initial Calibration

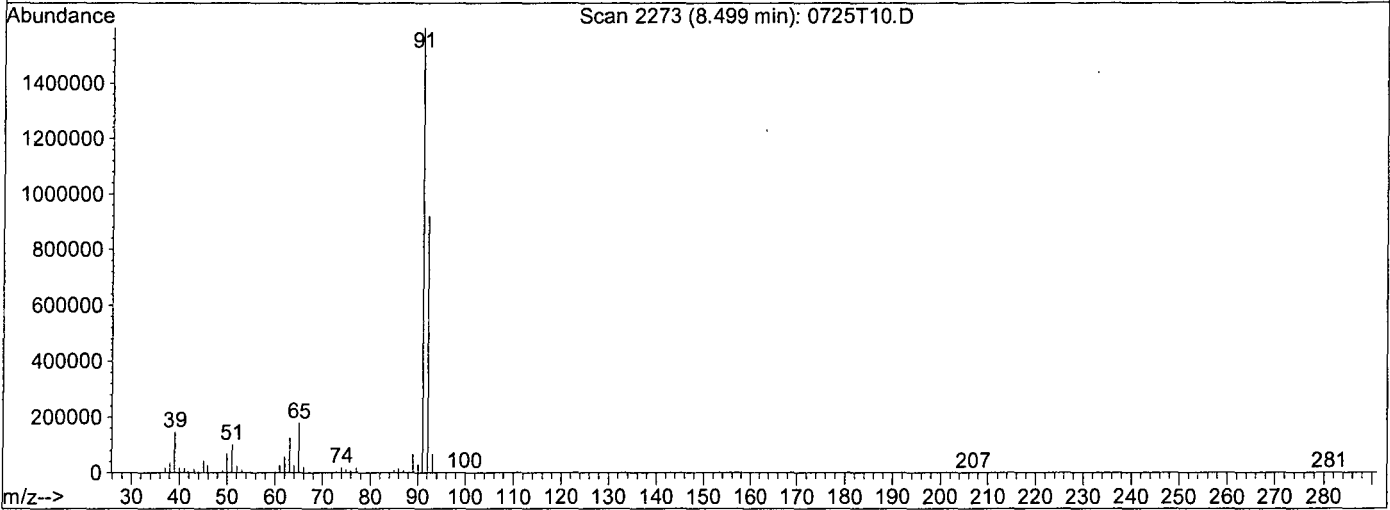
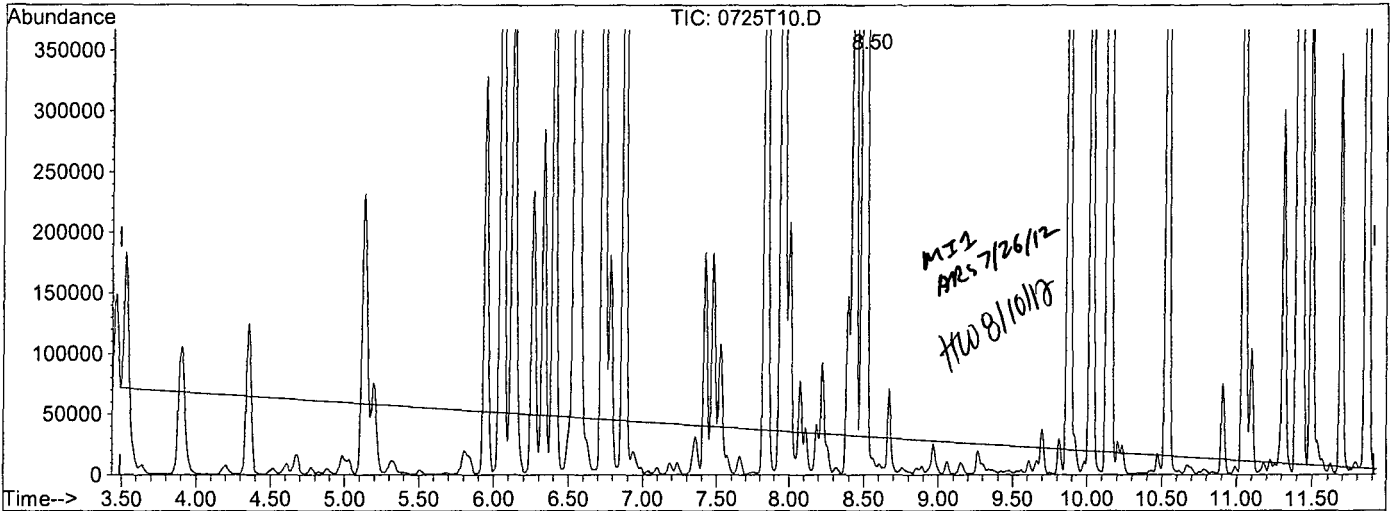


Quantitation Report

Data File : M:\THOR\DATA\T120725\0725T10.D
 Acq On : 25 Jul 12 13:36
 Sample : 1000ug/L Vol Std 07-25-16
 Misc : 10ml w/5ul of IS&S: 06-7-12
 Quant Time: Jul 25 15:53 2012

Vial: 9
 Operator: DG,RS,HW,ARS,SV
 Inst : Thor
 Multiplr: 1.00
 Quant Results File: temp.res

Method : M:\THOR\DATA\T120725\TGAS.M (RTE Integrator)
 Title : METHOD 8260B
 Last Update : Wed Jul 25 08:14:32 2012
 Response via : Multiple Level Calibration



TIC: 0725T10.D

(2) Gasoline (TMHB)

8.50min 1108.4543ppb m

response 41276485

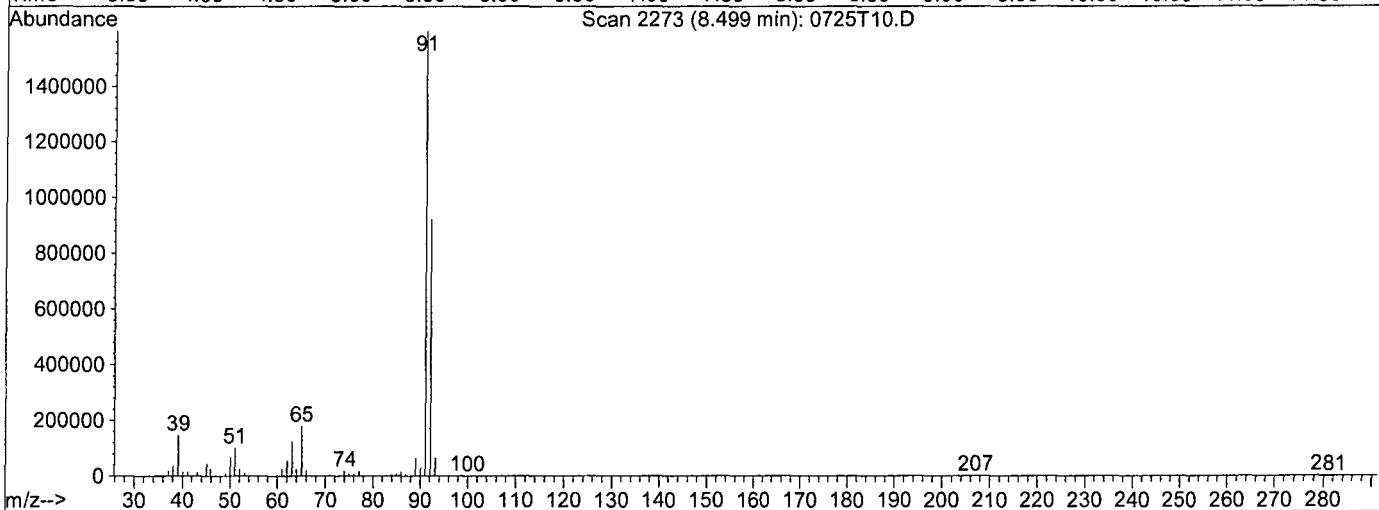
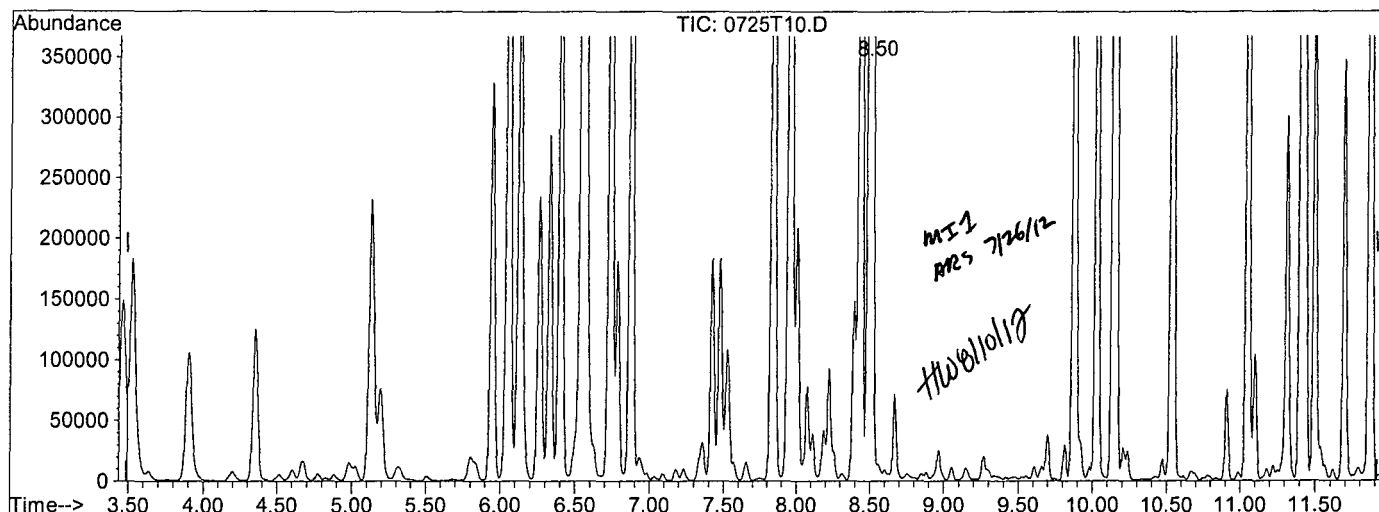
	Ion	Exp%	Act%
TIC	100	100	
	0.00	0.50	0.25#
	0.00	1.40	0.73#
	0.00	0.00	0.00

Quantitation Report

Data File : M:\THOR\DATA\T120725\0725T10.D
 Acq On : 25 Jul 12 13:36
 Sample : 1000ug/L Vol Std 07-25-16
 Misc : 10ml w/5ul of IS&S: 06-7-12
 Quant Time: Jul 25 16:00 2012

Vial: 9
 Operator: DG,RS,HW,ARS,SV
 Inst : Thor
 Multiplr: 1.00
 Quant Results File: temp.res

Method : M:\THOR\DATA\T120725\TGAS.M (RTE Integrator)
 Title : METHOD 8260B
 Last Update : Wed Jul 25 08:14:32 2012
 Response via : Multiple Level Calibration



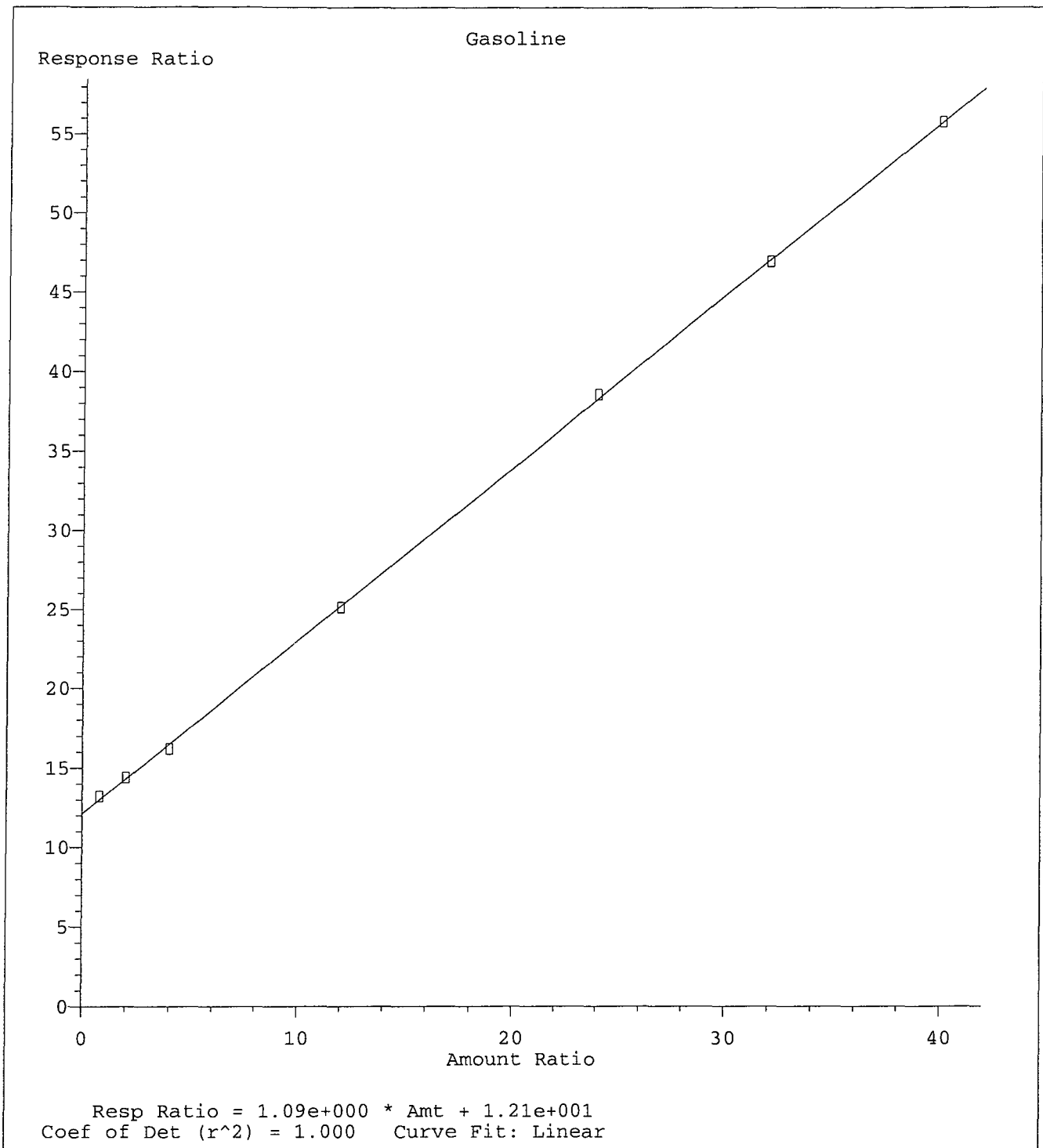
TIC: 0725T10.D

(2) Gasoline (TMHB)

8.50min 1278.3191ppb m

response 45050186

Ion	Exp%	Act%
TIC	100	100
0.00	0.50	0.23#
0.00	1.40	0.67#
0.00	0.00	0.00



Method Name: M:\THOR\DATA\T120725\TGAS.M
Calibration Table Last Updated: Wed Jul 25 16:07:29 2012

VOLATILE ORGANIC ANALYSIS BY
EPA METHOD 8260B

Form 7

Second Source Calibration

Lab Name: APPL, Inc.
Case No: _____
Matrix: Water

SDG No: 68284 APPL 8/1/12
Date Analyzed: 07/25/12
Instrument: Thor
Initial Cal. Date: 07/25/12
Data File: 0725T15.D

		Compound	MEAN	CCRF	%D	%Drift	
1	I	Fluorobenzene (IS)	ISTD			I	
2	TMHB	Gasoline	4.903	2.065	58	TMHBL	3.3
3	I	Chlorobenzene-D5 (IS)	ISTD			I	
4	I	1,4-Dichlorobenzene-D (IS)	ISTD			I	
5							
6							
7							
8							
9							
10							
11							
12							
13							
14							
15							
16							
17							
18							
19							
20							
21							
22							
23							
24							
25							
26							
27							
28							
29							
30							
31							
32							
33							
34							
35							
36							
37							
38							
39							
40							

Average

58.0

Data File : M:\THOR\DATA\T120725\0725T15.D Vial: 14
 Acq On : 25 Jul 12 15:55 Operator: DG, RS, HW, ARS, SV
 Sample : LCS gas 300ug/L (SS) Inst : Thor
 Misc : 10ml w/5ul of IS&S: 06-7-12 Multiplr: 1.00

Quant Time: Jul 26 8:23 2012 Quant Results File: TGAS.RES

Quant Method : M:\THOR\DATA\T120725\TGAS.M (RTE Integrator)
 Title : METHOD 8260B
 Last Update : Wed Jul 25 16:07:29 2012
 Response via : Initial Calibration
 DataAcq Meth : 8260_BETA

Internal Standards	R.T.	QIon	Response	Conc	Units	Dev(Min)
1) Fluorobenzene (IS)	6.73	TIC	788179	25.00000	ppb	0.00
3) Chlorobenzene-D5 (IS)	9.88	TIC	879850	25.00000	ppb	0.00
4) 1,4-Dichlorobenzene-D (IS)	12.20	TIC	1024196	25.00000	ppb	0.00

System Monitoring Compounds

Target Compounds	R.T.	QIon	Response	Conc	Units	Qvalue
2) Gasoline	8.50	TIC	19535277m	290.16403	ppb	100

Quantitation Report

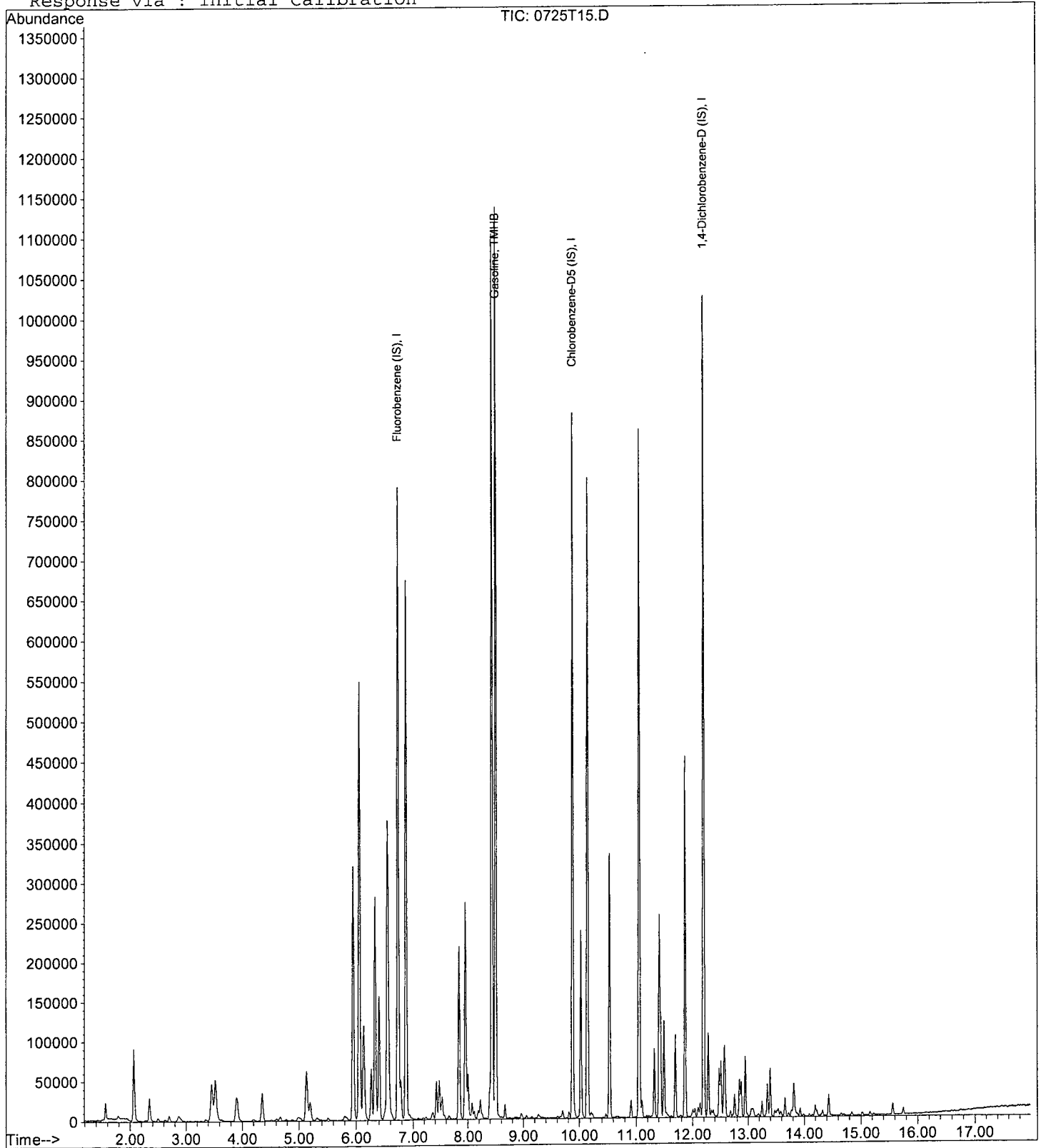
Data File : M:\THOR\DATA\T120725\0725T15.D
Acq On : 25 Jul 12 15:55
Sample : LCS gas 300ug/L (SS)
Misc : 10ml w/5ul of IS&S: 06-7-12

Vial: 14
Operator: DG,RS,HW,ARS,SV
Inst : Thor
Multiplr: 1.00

Quant Time: Jul 26 8:23 2012

Quant Results File: TGAS.RES

Method : M:\THOR\DATA\T120725\TGAS.M (RTE Integrator)
Title : METHOD 8260B
Last Update : Wed Jul 25 16:07:29 2012
Response via : Initial Calibration

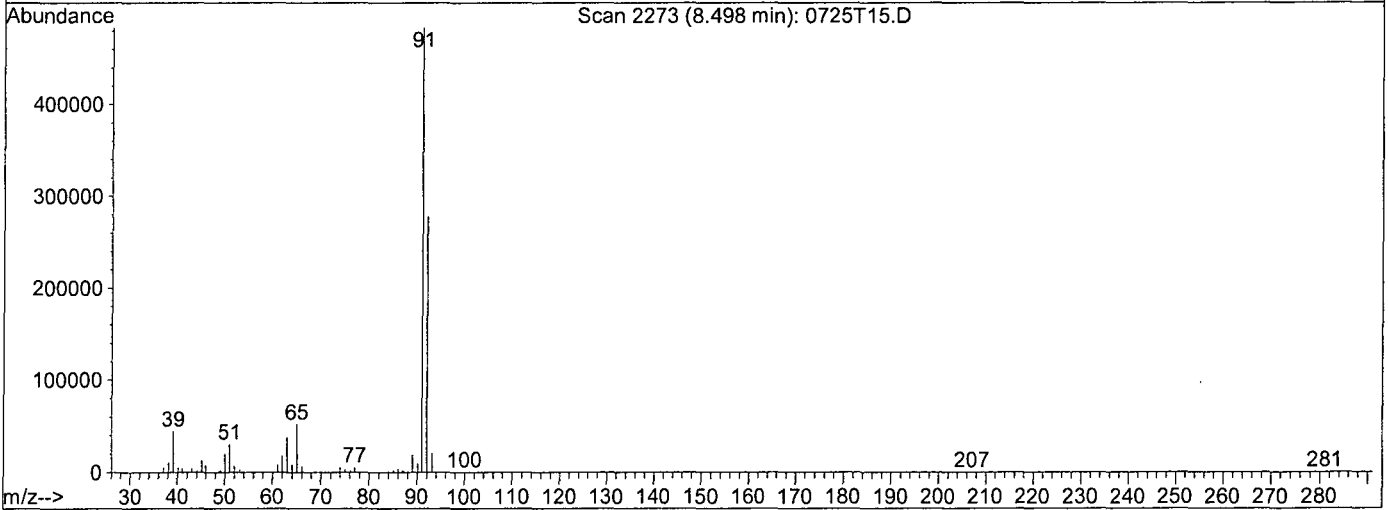
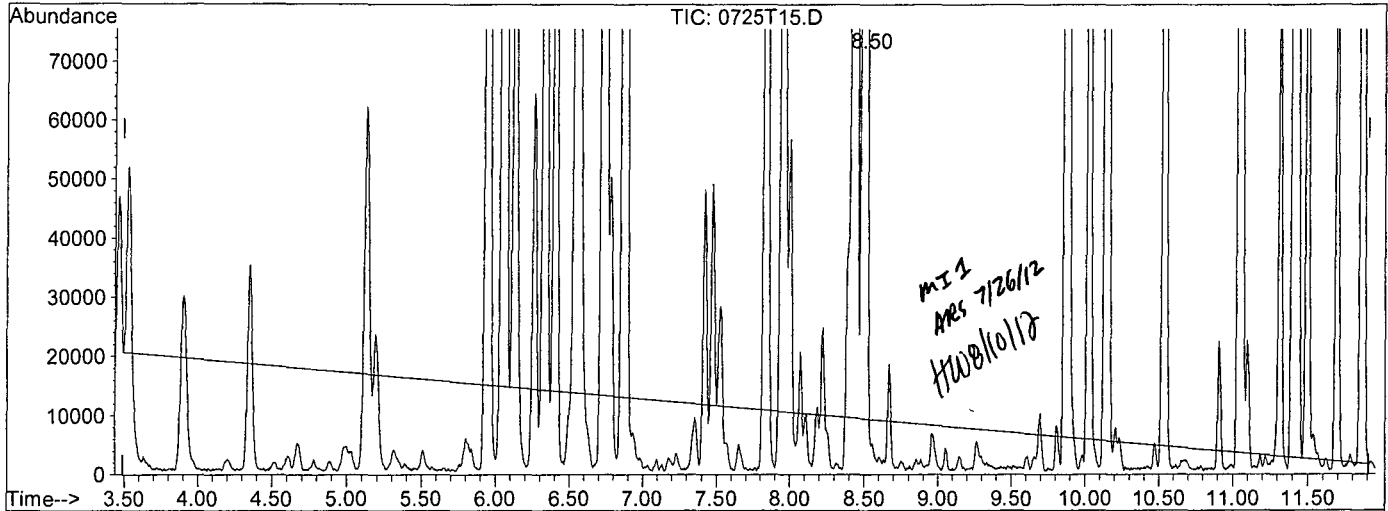


Quantitation Report

Data File : M:\THOR\DATA\T120725\0725T15.D
 Acq On : 25 Jul 12 15:55
 Sample : LCS gas 300ug/L (SS)
 Misc : 10ml w/5ul of IS&S: 06-7-12
 Quant Time: Jul 26 8:23 2012

Vial: 14
 Operator: DG,RS,HW,ARS,SV
 Inst : Thor
 Multiplr: 1.00
 Quant Results File: temp.res

Method : M:\THOR\DATA\T120725\TGAS.M (RTE Integrator)
 Title : METHOD 8260B
 Last Update : Wed Jul 25 16:07:29 2012
 Response via : Multiple Level Calibration



TIC: 0725T15.D

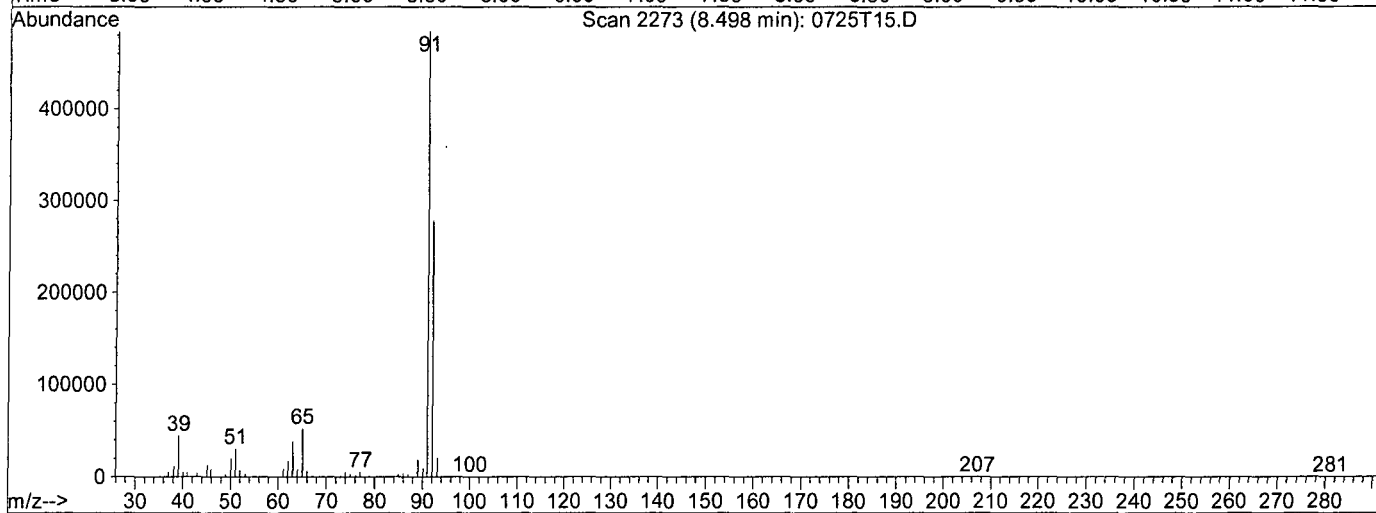
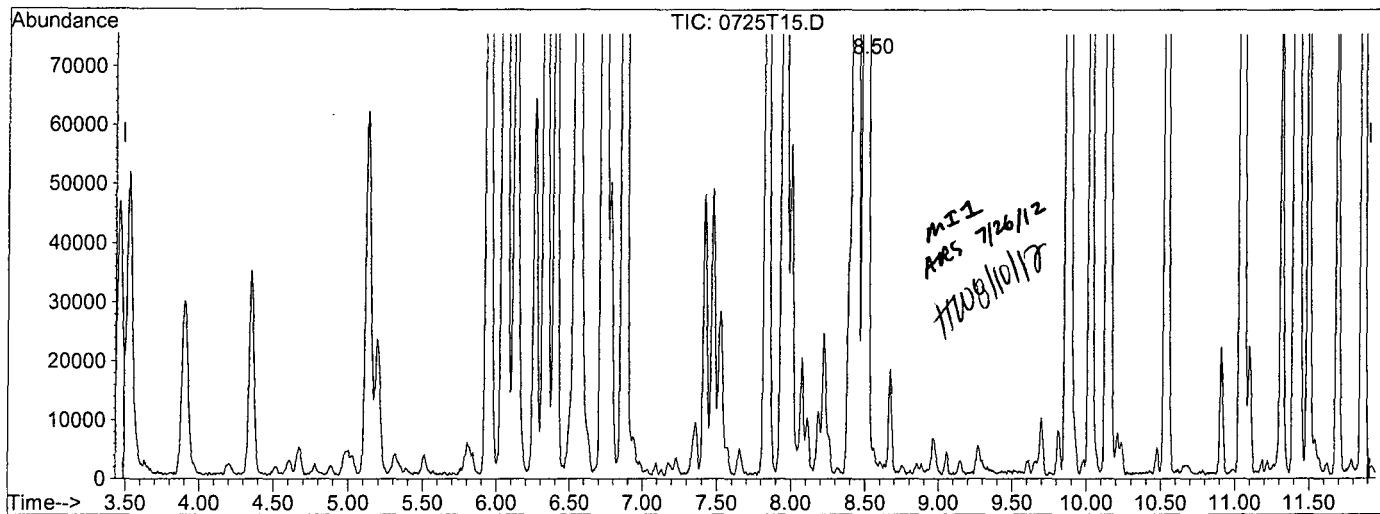
(2) Gasoline (TMHB)		
8.50min	216.4348ppb m	
response	17002901	
Ion	Exp%	Act%
TIC	100	100
0.00	0.00	0.58#
0.00	0.00	1.69#
0.00	0.00	0.00

Quantitation Report

Data File : M:\THOR\DATA\T120725\0725T15.D
 Acq On : 25 Jul 12 15:55
 Sample : LCS gas 300ug/L (SS)
 Misc : 10ml w/5ul of IS&S: 06-7-12
 Quant Time: Jul 26 8:23 2012

Vial: 14
 Operator: DG,RS,HW,ARS,SV
 Inst : Thor
 Multiplr: 1.00
 Quant Results File: temp.res

Method : M:\THOR\DATA\T120725\TGAS.M (RTE Integrator)
 Title : METHOD 8260B
 Last Update : Wed Jul 25 16:07:29 2012
 Response via : Multiple Level Calibration



TIC: 0725T15.D

(2) Gasoline (TMHB)

8.50min 290.1640ppb m

response 19535277

Ion	Exp%	Act%
TIC	100	100
0.00	0.00	0.51#
0.00	0.00	1.47#
0.00	0.00	0.00

VOLATILE ORGANIC ANALYSIS BY
EPA METHOD 8260B

Form 7

Continuing Calibration

Lab Name: APPL, Inc.

SDG No: 68284 AR58/1/12

Case No: _____

Date Analyzed: 07/26/12

Matrix: Water

Instrument: Thor

Initial Cal. Date: 07/25/12

Data File: 0726T06.D

		Compound	MEAN	CCRF	%D	%Drift
1	I	Fluorobenzene (IS)	ISTD			I
2	TMHB	Gasoline	4.903	2.045	58	TMHBL 5.1
3	I	Chlorobenzene-D5 (IS)	ISTD			I
4	I	1,4-Dichlorobenzene-D (IS)	ISTD			I
5						
6						
7						
8						
9						
10						
11						
12						
13						
14						
15						
16						
17						
18						
19						
20						
21						
22						
23						
24						
25						
26						
27						
28						
29						
30						
31						
32						
33						
34						
35						
36						
37						
38						
39						
40		Average			58.0	

Data File : M:\THOR\DATA\T120725\0726T06.D Vial: 31
 Acq On : 26 Jul 12 11:41 Operator: DG,RS,HW,ARS,SV
 Sample : CCV gas 300ug/L Inst : Thor
 Misc : 10ml w/5ul of IS&S: 06-7-12 Multiplr: 1.00

Quant Time: Jul 26 12:26 2012 Quant Results File: TGAS.RES

Quant Method : M:\THOR\DATA\T120725\TGAS.M (RTE Integrator)
 Title : METHOD 8260B
 Last Update : Wed Jul 25 16:07:29 2012
 Response via : Initial Calibration
 DataAcq Meth : 8260_BETA

Internal Standards	R.T.	QIon	Response	Conc	Units	Dev(Min)
1) Fluorobenzene (IS)	6.73	TIC	818998	25.00000	ppb	0.00
3) Chlorobenzene-D5 (IS)	9.87	TIC	915509	25.00000	ppb	0.00
4) 1,4-Dichlorobenzene-D (IS)	12.20	TIC	1060496	25.00000	ppb	0.00

System Monitoring Compounds

Target Compounds	R.T.	QIon	Response	Conc	Units	Qvalue
2) Gasoline	8.43	TIC	20100949m	284.61101	ppb	100

Quantitation Report

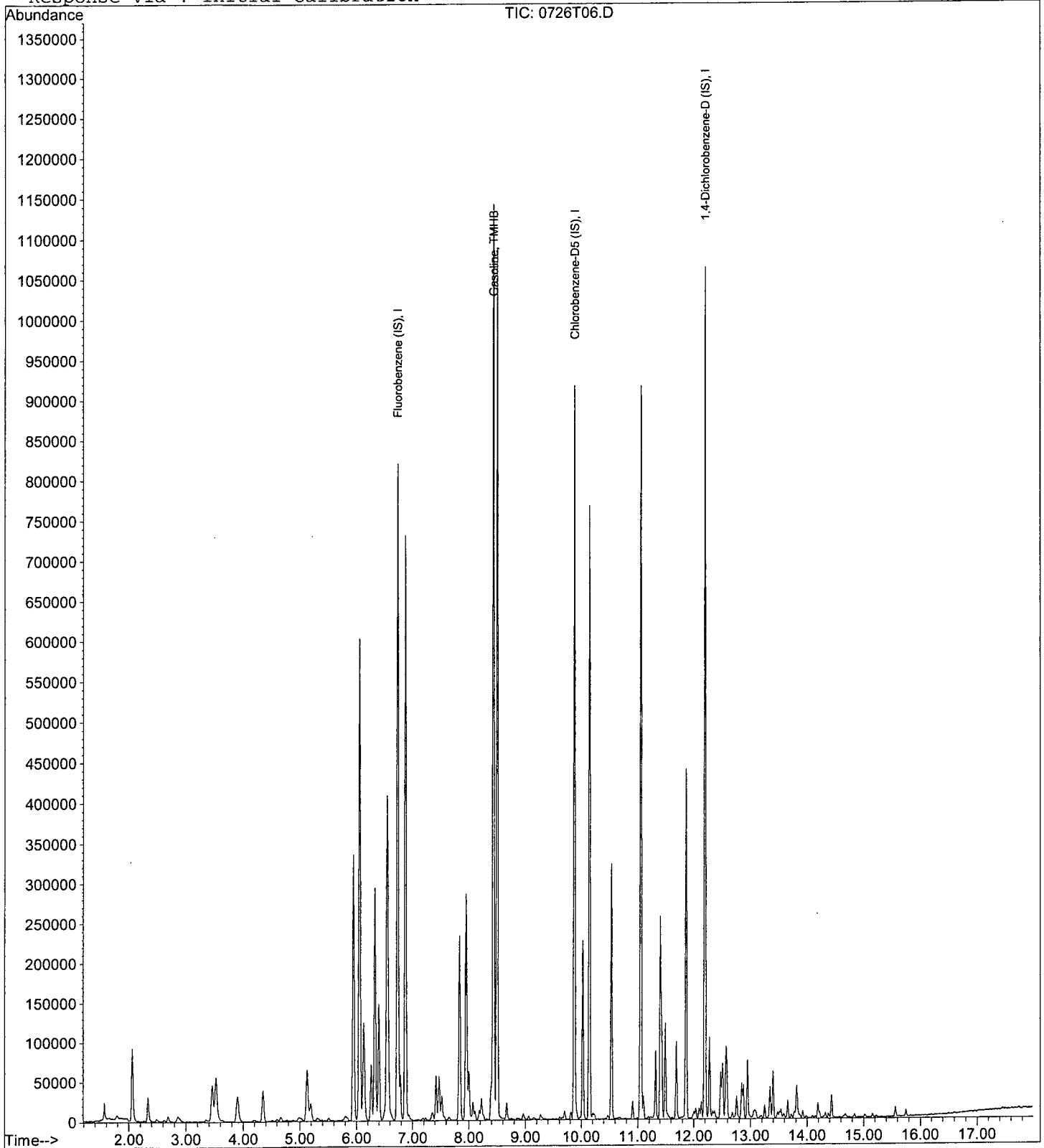
Data File : M:\THOR\DATA\T120725\0726T06.D
Acq On : 26 Jul 12 11:41
Sample : CCV gas 300ug/L
Misc : 10ml w/5ul of IS&S: 06-7-12

Vial: 31
Operator: DG,RS,HW,ARS,SV
Inst : Thor
Multiplr: 1.00

Quant Time: Jul 26 12:26 2012

Quant Results File: TGAS.RES

Method : M:\THOR\DATA\T120725\TGAS.M (RTE Integrator)
Title : METHOD 8260B
Last Update : Wed Jul 25 16:07:29 2012
Response via : Initial Calibration

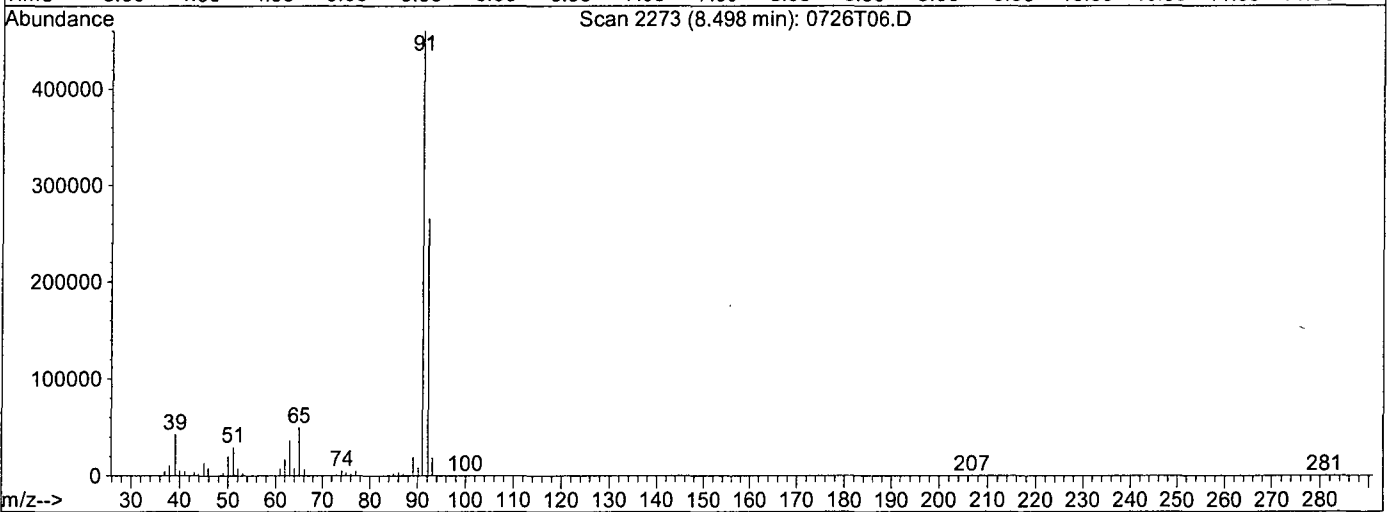
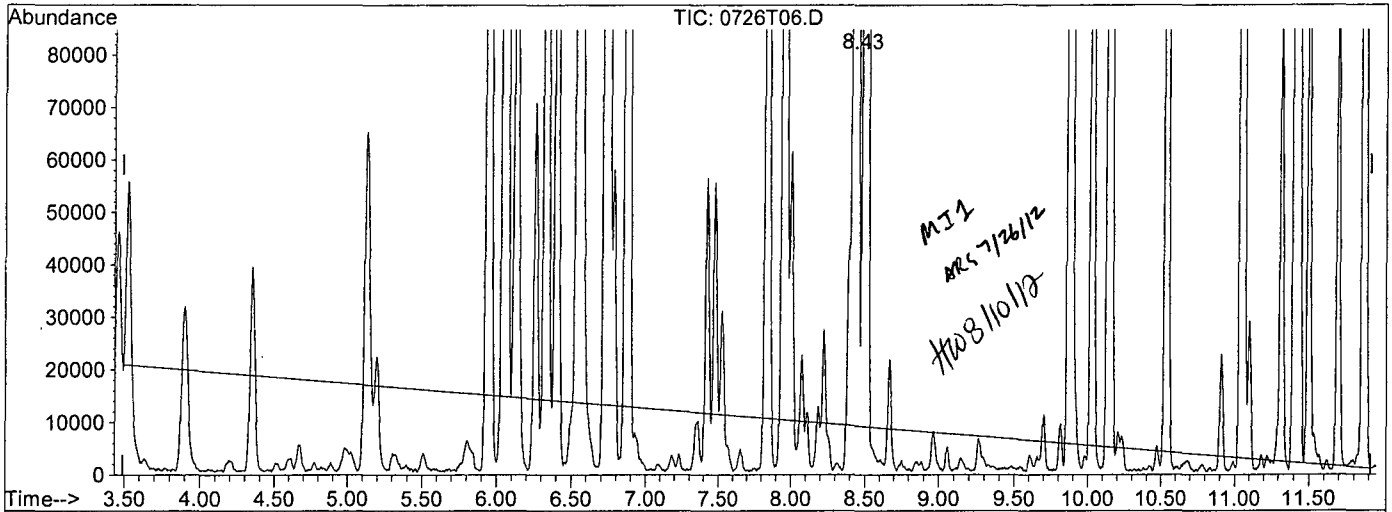


Quantitation Report

Data File : M:\THOR\DATA\T120725\0726T06.D
 Acq On : 26 Jul 12 11:41
 Sample : CCV gas 300ug/L
 Misc : 10ml w/5ul of IS&S: 06-7-12
 Quant Time: Jul 26 12:26 2012

Vial: 31
 Operator: DG,RS,HW,ARS,SV
 Inst : Thor
 Multiplr: 1.00
 Quant Results File: temp.res

Method : M:\THOR\DATA\T120725\TGAS.M (RTE Integrator)
 Title : METHOD 8260B
 Last Update : Wed Jul 25 16:07:29 2012
 Response via : Multiple Level Calibration



TIC: 0726T06.D

(2) Gasoline (TMHB)

8.50min 211.9534ppb m

response 17507801

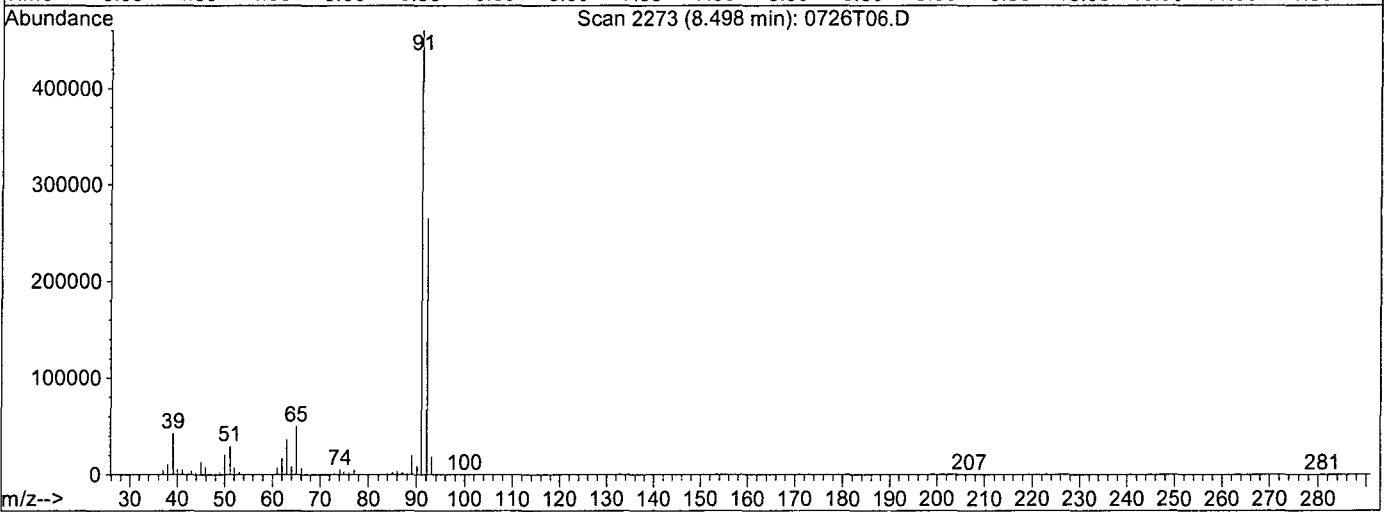
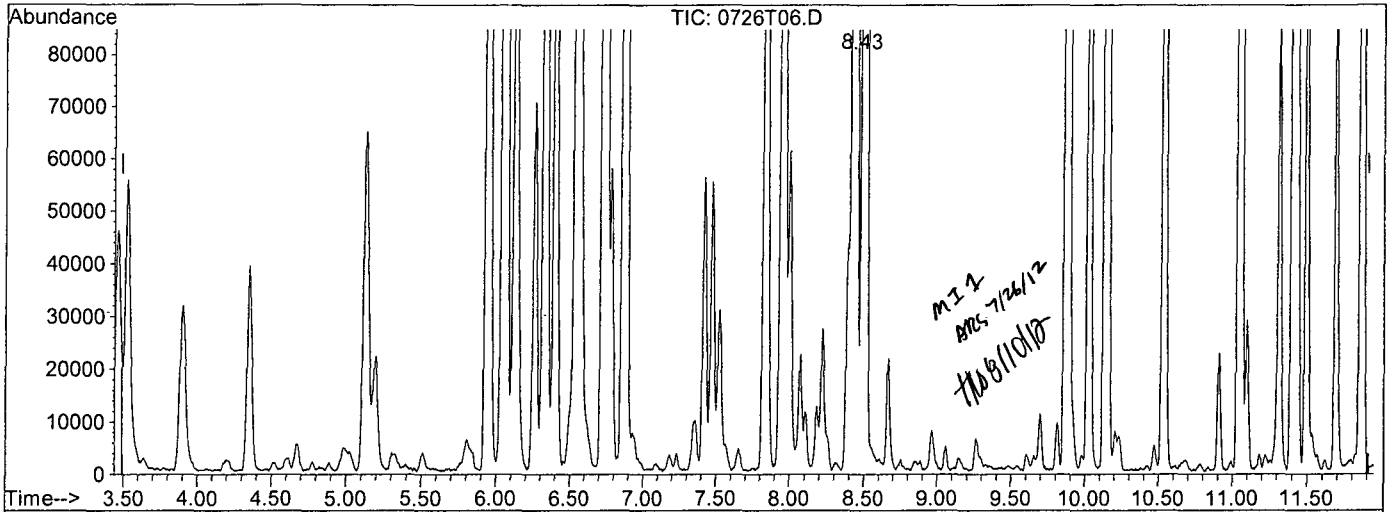
Ion	Exp%	Act%
TIC	100	100
0.00	0.00	0.58#
0.00	0.00	1.72#
0.00	0.00	0.00

Quantitation Report

Data File : M:\THOR\DATA\T120725\0726T06.D
 Acq On : 26 Jul 12 11:41
 Sample : CCV gas 300ug/L
 Misc : 10ml w/5ul of IS&S: 06-7-12
 Quant Time: Jul 26 12:26 2012

Vial: 31
 Operator: DG,RS,HW,ARS,SV
 Inst : Thor
 Multiplr: 1.00
 Quant Results File: temp.res

Method : M:\THOR\DATA\T120725\TGAS.M (RTE Integrator)
 Title : METHOD 8260B
 Last Update : Wed Jul 25 16:07:29 2012
 Response via : Multiple Level Calibration



TIC: 0726T06.D

(2) Gasoline (TMHB)

8.43min 284.6110ppb m

response 20100949

Ion	Exp%	Act%
TIC	100	100
0.00	0.00	0.50#
0.00	0.00	1.50#
0.00	0.00	0.00

EPA METHOD 8260B
Volatile Organic Compounds
Raw Data

APPL, INC.

Method Blank

EPA 8260B VOCs + Gas Water

Blank Name/QCG: **120726W-65167 - 169444**
 Batch ID: #86RHB-120726AT

APPL Inc.
 908 North Temperance Avenue
 Clovis, CA 93611

Sample Type	Analyte	Result	LOQ	LOD	DL	Units	Extraction Date	Analysis Date
BLANK	1,1,1,2-TETRACHLOROETHANE	0.26 U	1.0	0.26	0.13	ug/L	07/26/12	07/26/12
BLANK	1,1,1-TRICHLOROETHANE	0.28 U	1.0	0.28	0.14	ug/L	07/26/12	07/26/12
BLANK	1,1,2,2-TETRACHLOROETHANE	0.20 U	1.0	0.20	0.10	ug/L	07/26/12	07/26/12
BLANK	1,1,2-TRICHLOROETHANE	0.40 U	1.0	0.40	0.20	ug/L	07/26/12	07/26/12
BLANK	1,1-DICHLOROETHANE	0.38 U	1.0	0.38	0.19	ug/L	07/26/12	07/26/12
BLANK	1,1-DICHLOROETHENE	0.60 U	1.0	0.60	0.30	ug/L	07/26/12	07/26/12
BLANK	1,2,3-TRICHLOROPROPANE	0.78 U	2.0	0.78	0.39	ug/L	07/26/12	07/26/12
BLANK	1,2,4-TRICHLOROBENZENE	0.42 U	1.0	0.42	0.21	ug/L	07/26/12	07/26/12
BLANK	1,2-DIBROMO-3-CHLOROPROPA	1.52 U	2.0	1.52	0.76	ug/L	07/26/12	07/26/12
BLANK	1,2-DIBROMOETHANE	0.40 U	1.0	0.40	0.20	ug/L	07/26/12	07/26/12
BLANK	1,2-DICHLOROBENZENE	0.34 U	1.0	0.34	0.17	ug/L	07/26/12	07/26/12
BLANK	1,2-DICHLOROETHANE	0.28 U	1.0	0.28	0.14	ug/L	07/26/12	07/26/12
BLANK	1,2-DICHLOROPROPANE	0.34 U	1.0	0.34	0.17	ug/L	07/26/12	07/26/12
BLANK	1,3-DICHLOROBENZENE	0.22 U	1.0	0.22	0.11	ug/L	07/26/12	07/26/12
BLANK	1,3-DICHLOROPROPENE, TOTAL	0.36 U	1.0	0.36	0.18	ug/L	07/26/12	07/26/12
BLANK	1,4-DICHLOROBENZENE	0.38 U	1.0	0.38	0.19	ug/L	07/26/12	07/26/12
BLANK	2-BUTANONE	1.20 U	10.0	1.20	0.60	ug/L	07/26/12	07/26/12
BLANK	4-METHYL-2-PENTANONE	3.80 U	10.0	3.80	1.90	ug/L	07/26/12	07/26/12
BLANK	ACETONE	1.90 U	10.0	1.90	0.95	ug/L	07/26/12	07/26/12
BLANK	BENZENE	0.32 U	1.0	0.32	0.16	ug/L	07/26/12	07/26/12
BLANK	BROMODICHLOROMETHANE	0.28 U	1.0	0.28	0.14	ug/L	07/26/12	07/26/12
BLANK	BROMOFORM	0.28 U	1.0	0.28	0.14	ug/L	07/26/12	07/26/12
BLANK	BROMOMETHANE	0.48 U	2.0	0.48	0.24	ug/L	07/26/12	07/26/12
BLANK	CARBON TETRACHLORIDE	0.20 U	1.0	0.20	0.10	ug/L	07/26/12	07/26/12
BLANK	CHLOROBENZENE	0.42 U	1.0	0.42	0.21	ug/L	07/26/12	07/26/12
BLANK	CHLORODIBROMOMETHANE	0.38 U	1.0	0.38	0.19	ug/L	07/26/12	07/26/12
BLANK	CHLOROETHANE	0.42 U	1.0	0.42	0.21	ug/L	07/26/12	07/26/12
BLANK	CHLOROFORM	0.14 U	1.0	0.14	0.07	ug/L	07/26/12	07/26/12
BLANK	CHLOROMETHANE	0.84 U	1.0	0.84	0.42	ug/L	07/26/12	07/26/12
BLANK	CIS-1,2-DICHLOROETHENE	0.32 U	1.0	0.32	0.16	ug/L	07/26/12	07/26/12
BLANK	ETHYLBENZENE	0.46 U	1.0	0.46	0.23	ug/L	07/26/12	07/26/12
BLANK	GASOLINE	12.12 U	20.0	12.12	6.06	ug/L	07/26/12	07/26/12
BLANK	HEXACHLOROBUTADIENE	0.38 U	1.0	0.38	0.19	ug/L	07/26/12	07/26/12
BLANK	METHYL TERT-BUTYL ETHER	0.52 U	1.0	0.52	0.26	ug/L	07/26/12	07/26/12

Quant Method: TALLW.M
 Run #: 0726T11
 Instrument: Thor
 Sequence: T120725
 Initials: ARS

Method Blank
EPA 8260B VOCs + Gas Water

Blank Name/QCG: **120726W-65167 - 169444**
Batch ID: #86RHB-120726AT

APPL Inc.
908 North Temperance Avenue
Clovis, CA 93611

Sample Type	Analyte	Result	LOQ	LOD	DL	Units	Extraction Date	Analysis Date
BLANK	METHYLENE CHLORIDE	0.70 U	5.0	0.70	0.35	ug/L	07/26/12	07/26/12
BLANK	STYRENE	0.50 U	1.0	0.50	0.25	ug/L	07/26/12	07/26/12
BLANK	TETRACHLOROETHENE	0.48 U	1.0	0.48	0.24	ug/L	07/26/12	07/26/12
BLANK	TOLUENE	0.34 U	1.0	0.34	0.17	ug/L	07/26/12	07/26/12
BLANK	TRANS-1,2-DICHLOROETHENE	0.38 U	1.0	0.38	0.19	ug/L	07/26/12	07/26/12
BLANK	TRICHLOROETHENE	0.32 U	1.0	0.32	0.16	ug/L	07/26/12	07/26/12
BLANK	VINYL CHLORIDE	0.46 U	1.0	0.46	0.23	ug/L	07/26/12	07/26/12
BLANK	XYLENES (TOTAL)	0.38 U	1.0	0.38	0.19	ug/L	07/26/12	07/26/12
BLANK	SURROGATE: 1,2-DICHLOROET	102	70-120			%	07/26/12	07/26/12
BLANK	SURROGATE: 4-BROMOFLUORO	101	75-120			%	07/26/12	07/26/12
BLANK	SURROGATE: DIBROMOFLUOR	102	85-115			%	07/26/12	07/26/12
BLANK	SURROGATE: TOLUENE-D8 (S)	101	85-120			%	07/26/12	07/26/12

Quant Method: TALLW.M
Run #: 0726T11
Instrument: Thor
Sequence: T120725
Initials: ARS

Printed: 07/31/12 10:06:16 AM
GC SC-Blank-REG MDLs

Data File : M:\THOR\DATA\T120725\0726T11.D Vial: 36
 Acq On : 26 Jul 12 14:00 Operator: DG,RS,HW,ARS,SV
 Sample : 120726A BLK-1WT Inst : Thor
 Misc : 10ml w/5ul of IS&S: 06-7-12 Multiplr: 1.00

Quant Time: Jul 26 14:30 2012 Quant Results File: TALLW.RES

Quant Method : M:\THOR\DATA\T120719\TALLW.M (RTE Integrator)
 Title : METHOD 8260B
 Last Update : Fri Jul 20 10:40:23 2012
 Response via : Initial Calibration
 DataAcq Meth : 8260_BETA

Internal Standards	R.T.	QIon	Response	Conc	Units	Dev(Min)
1) Fluorobenzene (IS)	6.73	96	393664	25.00000	ppb	0.00
55) Chlorobenzene-D5 (IS)	9.88	117	315392	25.00000	ppb	0.00
70) 1,4-Dichlorobenzene-D (IS)	12.20	152	183424	25.00000	ppb	0.00
System Monitoring Compounds						
31) Dibromofluoromethane(S)	5.95	111	201268	32.67167	ppb	0.00
Spiked Amount	31.881					
					Recovery = 102.480%	
36) 1,2-DCA-D4(S)	6.33	65	195966	34.22939	ppb	0.00
Spiked Amount	33.647					
					Recovery = 101.731%	
56) Toluene-D8(S)	8.43	98	700663	37.57779	ppb	0.00
Spiked Amount	37.345					
					Recovery = 100.624%	
64) 4-Bromofluorobenzene(S)	11.05	95	263252	29.85450	ppb	0.00
Spiked Amount	29.515					
					Recovery = 101.148%	

Target Compounds Qvalue

Quantitation Report


Data File : M:\THOR\DATA\T120725\0726T11.D
Acq On : 26 Jul 12 14:00
Sample : 120726A BLK-1WT
Misc : 10ml w/5ul of IS&S: 06-7-12

Vial: 36
Operator: DG,RS,HW,ARS,SV
Inst : Thor
Multiplr: 1.00

Quant Time: Jul 26 14:30 2012

Quant Results File: TALLW.RES

Method : M:\THOR\DATA\T120719\TALLW.M (RTE Integrator)
Title : METHOD 8260B
Last Update : Fri Jul 20 10:40:23 2012
Response via : Initial Calibration



Data File : M:\THOR\DATA\T120725\0726T11.D Vial: 36
 Acq On : 26 Jul 12 14:00 Operator: DG,RS,HW,ARS,SV
 Sample : 120726A BLK-1WT Inst : Thor
 Misc : 10ml w/5ul of IS&S: 06-7-12 Multiplr: 1.00

Quant Time: Jul 26 14:19 2012 Quant Results File: TGAS.RES

Quant Method : M:\THOR\DATA\T120725\TGAS.M (RTE Integrator)
 Title : METHOD 8260B
 Last Update : Wed Jul 25 16:07:29 2012
 Response via : Initial Calibration
 DataAcq Meth : 8260_BETA

Internal Standards	R.T.	QIon	Response	Conc	Units	Dev(Min)
1) Fluorobenzene (IS)	6.73	TIC	814291	25.00000	ppb	0.00
3) Chlorobenzene-D5 (IS)	9.88	TIC	903930	25.00000	ppb	0.00
4) 1,4-Dichlorobenzene-D (IS)	12.20	TIC	1008826	25.00000	ppb	0.00

System Monitoring Compounds

Target Compounds	R.T.	QIon	Response	Conc	Units	Qvalue
2) Gasoline	8.43	TIC	9968031m	2.31058	ppb	ND 100

*No gasoline pattern detected.
 ARS 7/26/12*

Quantitation Report


Data File : M:\THOR\DATA\T120725\0726T11.D
Acq On : 26 Jul 12 14:00
Sample : 120726A BLK-1WT
Misc : 10ml w/5ul of IS&S: 06-7-12

Vial: 36
Operator: DG,RS,HW,ARS,SV
Inst : Thor
Multiplr: 1.00

Quant Time: Jul 26 14:19 2012

Quant Results File: TGAS.RES

Method : M:\THOR\DATA\T120725\TGAS.M (RTE Integrator)
Title : METHOD 8260B
Last Update : Wed Jul 25 16:07:29 2012
Response via : Initial Calibration

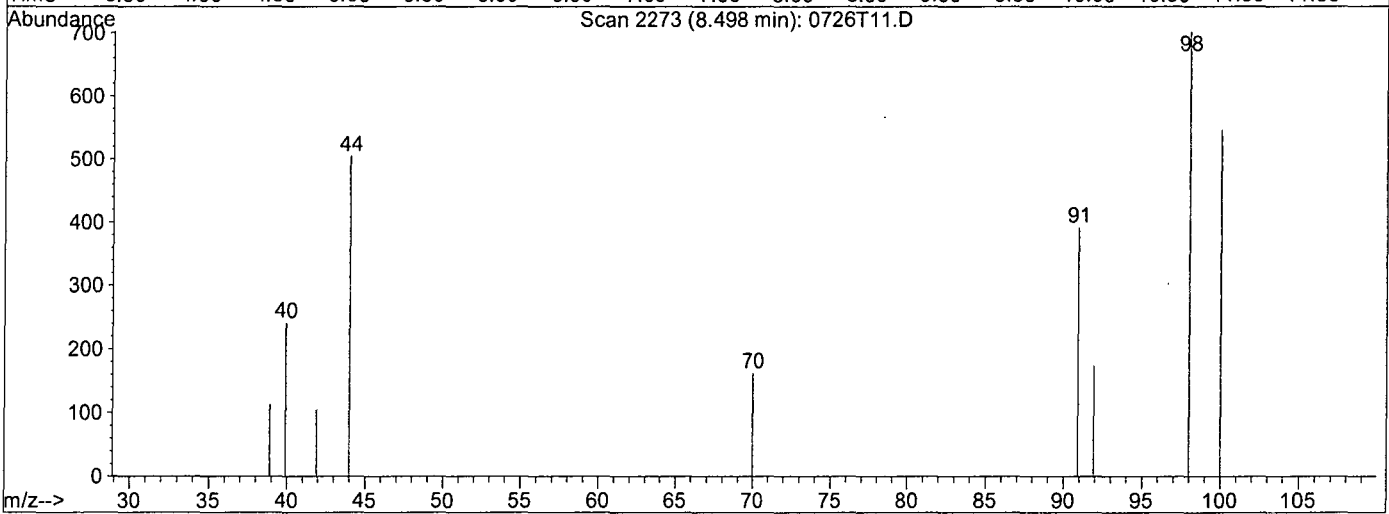
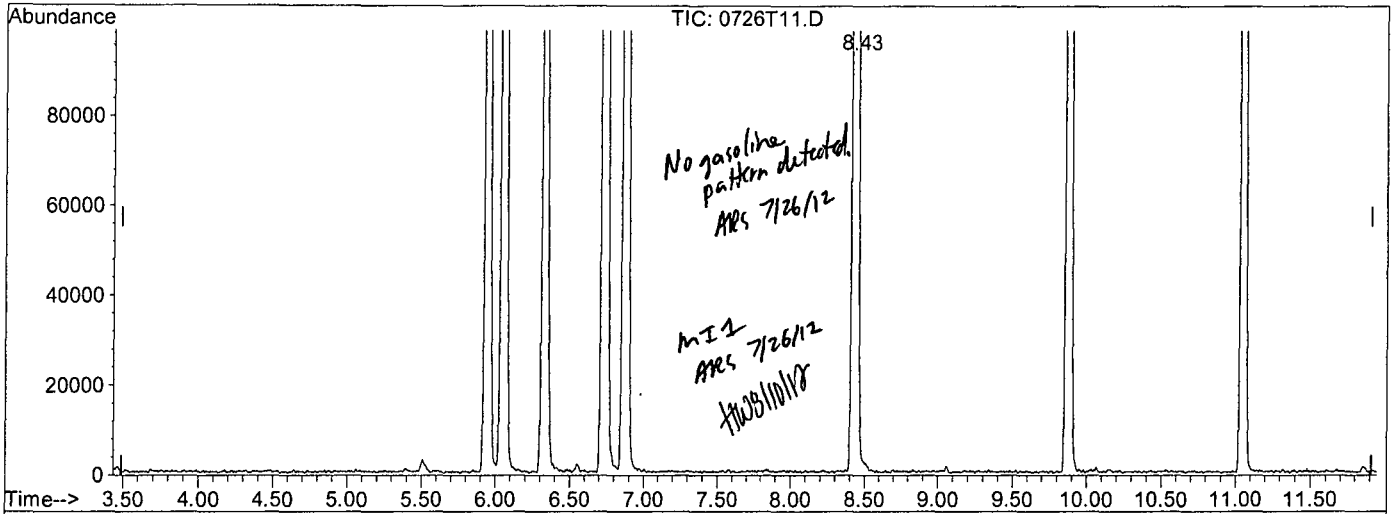


Quantitation Report

Data File : M:\THOR\DATA\T120725\0726T11.D
 Acq On : 26 Jul 12 14:00
 Sample : 120726A BLK-1WT
 Misc : 10ml w/5ul of IS&S: 06-7-12
 Quant Time: Jul 26 14:19 2012

Vial: 36
 Operator: DG,RS,HW,ARS,SV
 Inst : Thor
 Multiplr: 1.00
 Quant Results File: temp.res

Method : M:\THOR\DATA\T120725\TGAS.M (RTE Integrator)
 Title : METHOD 8260B
 Last Update : Wed Jul 25 16:07:29 2012
 Response via : Multiple Level Calibration



TIC: 0726T11.D

(2) Gasoline (TMHB)

8.43min 2.3106ppb m

response 9968031

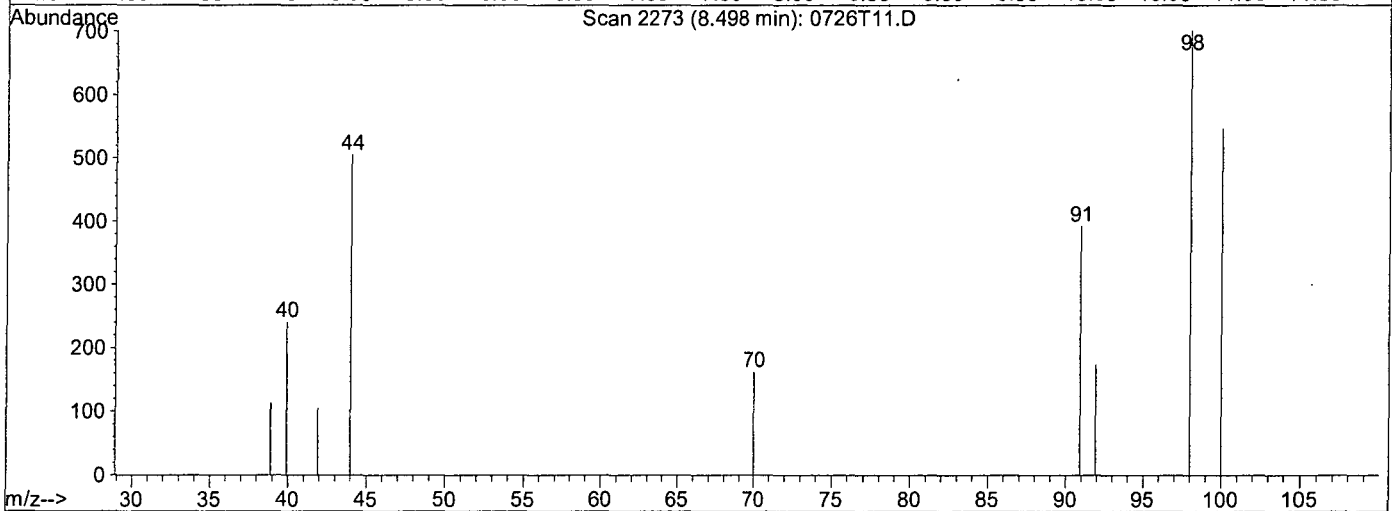
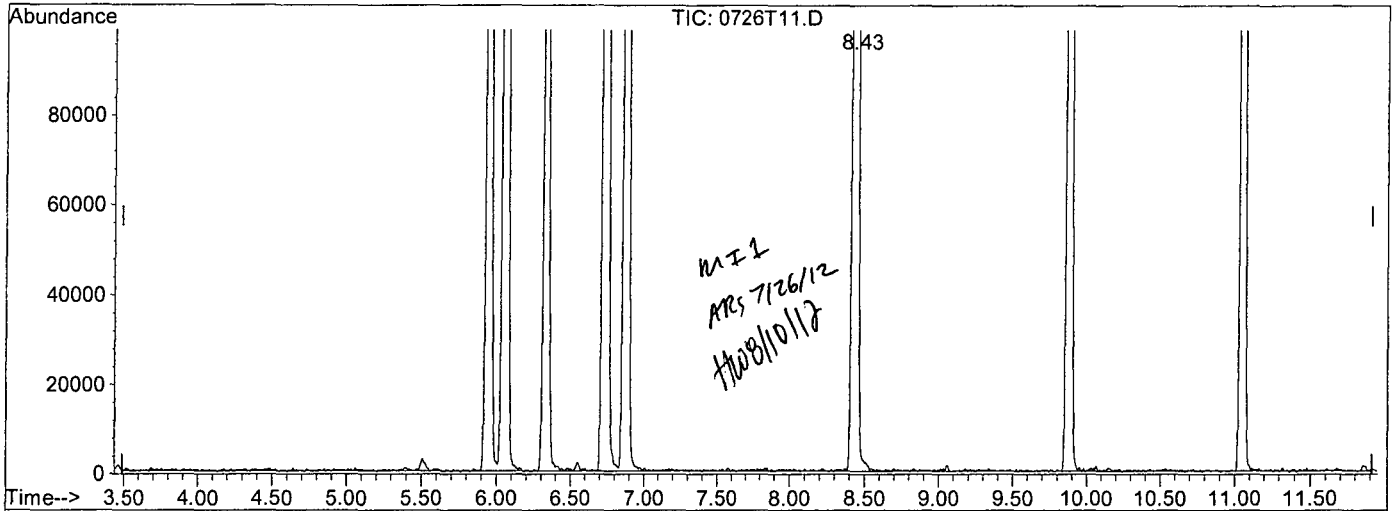
Ion	Exp%	Act%
TIC	100	100
0.00	0.00	0.99#
0.00	0.00	2.83#
0.00	0.00	0.00

Quantitation Report

Data File : M:\THOR\DATA\T120725\0726T11.D
 Acq On : 26 Jul 12 14:00
 Sample : 120726A BLK-1WT
 Misc : 10ml w/5ul of IS&S: 06-7-12
 Quant Time: Jul 26 14:19 2012

Vial: 36
 Operator: DG,RS,HW,ARS,SV
 Inst : Thor
 Multiplr: 1.00
 Quant Results File: temp.res

Method : M:\THOR\DATA\T120725\TGAS.M (RTE Integrator)
 Title : METHOD 8260B
 Last Update : Wed Jul 25 16:07:29 2012
 Response via : Multiple Level Calibration



TIC: 0726T11.D

(2) Gasoline (TMHB)

8.50min -59.4294ppb m

response 7777196

Ion	Exp%	Act%
TIC	100	100
0.00	0.00	1.26#
0.00	0.00	3.63#
0.00	0.00	0.00

Laboratory Control Spike Recovery

EPA 8260B VOCs + Gas Water

APPL ID: 120726W-65167 LCS - 169444

Batch ID: #86RHB-120726AT

APPL Inc.

908 North Temperance Avenue

Clovis, CA 93611

Compound Name	Spike Level ug/L	SPK Result ug/L	SPK % Recovery	Recovery Limits
1,1,1,2-TETRACHLOROETHANE	10.00	10.3	103	80-130
1,1,1-TRICHLOROETHANE	10.00	9.87	98.7	65-130
1,1,2,2-TETRACHLOROETHANE	10.00	9.84	98.4	65-130
1,1,2-TRICHLOROETHANE	10.00	9.86	98.6	75-125
1,1-DICHLOROETHANE	10.00	10.4	104	70-135
1,1-DICHLOROETHENE	10.00	9.96	99.6	70-130
1,2,3-TRICHLOROPROPANE	10.00	10.3	103	75-125
1,2,4-TRICHLOROBENZENE	10.00	10.4	104	65-135
1,2-DIBROMO-3-CHLOROPROPANE	10.00	10.8	108	50-130
1,2-DIBROMOETHANE	10.00	9.82	98.2	70-130
1,2-DICHLOROBENZENE	10.00	9.95	99.5	70-120
1,2-DICHLOROETHANE	10.00	9.83	98.3	70-130
1,2-DICHLOROPROPANE	10.00	10.0	100	75-125
1,3-DICHLOROBENZENE	10.00	10.2	102	75-125
1,3-DICHLOROPROPENE, TOTAL	20.0	20.3	102	70-130
1,4-DICHLOROBENZENE	10.00	9.71	97.1	75-125
2-BUTANONE	10.00	9.66	96.6	30-150
4-METHYL-2-PENTANONE	10.00	9.27	92.7	60-135
ACETONE	10.00	10.9	109	40-140
BENZENE	10.00	9.55	95.5	80-120
BROMODICHLOROMETHANE	10.00	10.1	101	75-120
BROMOFORM	10.00	10.2	102	70-130
BROMOMETHANE	10.00	9.13	91.3	30-145
CARBON TETRACHLORIDE	10.00	10.3	103	65-140
CHLOROBENZENE	10.00	10.1	101	80-120
CHLORODIBROMOMETHANE	10.00	10.2	102	60-135
CHLOROETHANE	10.00	9.65	96.5	60-135
CHLOROFORM	10.00	9.96	99.6	65-135
CHLOROMETHANE	10.00	8.45	84.5	40-125
CIS-1,2-DICHLOROETHENE	10.00	10.3	103	70-125
ETHYLBENZENE	10.00	10.3	103	75-125

Comments: _____

<u>Primary</u>	<u>SPK</u>
Quant Method :	TALLW.M
Extraction Date :	07/26/12
Analysis Date :	07/26/12
Instrument :	Thor
Run :	0726T05
Initials :	ARS

Printed: 07/31/12 10:06:05 AM

APPL Standard LCS

Laboratory Control Spike Recovery

EPA 8260B VOCs + Gas Water

APPL ID: 120726W-65167 LCS - 169444

Batch ID: #86RHB-120726AT

APPL Inc.

908 North Temperance Avenue

Clovis, CA 93611

Compound Name	Spike Level ug/L	SPK Result ug/L	SPK % Recovery	Recovery Limits
GASOLINE	300	285	95.0	75-125
HEXACHLOROBUTADIENE	10.00	10.4	104	50-140
METHYL TERT-BUTYL ETHER	10.00	9.83	98.3	65-125
METHYLENE CHLORIDE	10.00	9.48	94.8	55-140
STYRENE	10.00	10.6	106	65-135
TETRACHLOROETHENE	10.00	10.3	103	45-150
TOLUENE	10.00	10.2	102	75-120
TRANS-1,2-DICHLOROETHENE	10.00	9.17	91.7	60-140
TRICHLOROETHENE	10.00	9.73	97.3	70-125
VINYL CHLORIDE	10.00	9.58	95.8	50-145
XYLENES (TOTAL)	30.0	31.5	105	80-120
SURROGATE: 1,2-DICHLOROETHANE-D	33.6	34.2	102	70-120
SURROGATE: 4-BROMOFLUOROBENZE	29.5	30.7	104	75-120
SURROGATE: DIBROMOFLUOROMETH	31.9	32.5	102	85-115
SURROGATE: TOLUENE-D8 (S)	37.3	37.2	99.6	85-120

Comments: _____

<u>Primary</u>	<u>SPK</u>
Quant Method :	TALLW.M
Extraction Date :	07/26/12
Analysis Date :	07/26/12
Instrument :	Thor
Run :	0726T05
Initials :	ARS

Printed: 07/31/12 10:06:05 AM

APPL Standard LCS

Data File : M:\THOR\DATA\T120725\0726T05.D Vial: 30
 Acq On : 26 Jul 12 11:13 Operator: DG,RS,HW,ARS,SV
 Sample : 120726A LCS-1WT Inst : Thor
 Misc : 10ml w/Sul of IS&S: 06-7-12 Multiplr: 1.00

Quant Time: Jul 26 11:38 2012

Quant Results File: TALLW.RES

Quant Method : M:\THOR\DATA\T120719\TALLW.M (RTE Integrator)
 Title : METHOD 8260B
 Last Update : Fri Jul 20 10:40:23 2012
 Response via : Initial Calibration
 DataAcq Meth : 8260_BETA

Internal Standards	R.T.	QIon	Response	Conc	Units	Dev(Min)
1) Fluorobenzene (IS)	6.73	96	396608	25.00000	ppb	0.00
55) Chlorobenzene-D5 (IS)	9.88	117	324736	25.00000	ppb	0.00
70) 1,4-Dichlorobenzene-D (IS)	12.20	152	196096	25.00000	ppb	0.00

System Monitoring Compounds

31) Dibromofluoromethane(S)	5.95	111	201500	32.46653	ppb	0.00
Spiked Amount	31.881		Recovery	=	101.837%	
36) 1,2-DCA-D4(S)	6.33	65	197251	34.19809	ppb	0.00
Spiked Amount	33.647		Recovery	=	101.638%	
56) Toluene-D8(S)	8.43	98	713358	37.15779	ppb	0.00
Spiked Amount	37.345		Recovery	=	99.500%	
64) 4-Bromofluorobenzene(S)	11.05	95	278834	30.71171	ppb	0.00
Spiked Amount	29.515		Recovery	=	104.055%	

Target Compounds

						Qvalue
2) Dichlorodifluoromethane	1.30	85	20992	10.44922	ppb	98
3) Freon 114	1.42	85	29813	10.74395	ppb	91
4) Chloromethane	1.45	50	42561	8.45484	ppb	94
5) Vinyl chloride	1.56	62	75106	9.58161	ppb	97
6) Bromomethane	1.87	94	45745	9.13053	ppb	99
7) Chloroethane	1.97	64	43557	9.64787	ppb	94
8) Dichlorofluoromethane	2.18	67	2861	9.58768	ppb	100
9) Trichlorofluoromethane	2.24	101	20255	12.50160	ppb	97
11) Acetone	2.89	43	15637	10.93946	ppb	97
12) Freon-113	2.85	101	35154	10.78714	ppb	98
13) 1,1-DCE	2.82	61	43546	9.95723	ppb	97
14) t-Butanol	3.69	59	16195	125.92197	ppb	99
15) Methyl Acetate	3.34	43	38826	10.17983	ppb	94
16) Iodomethane	2.98	142	38038	9.61617	ppb	96
17) Acrylonitrile	3.81	52	12741	10.17176	ppb	95
18) Methylene chloride	3.46	84	15078	9.47745	ppb	94
19) Carbon disulfide	3.06	76	3982	8.81686	ppb	92
20) Methyl t-butyl ether (MtBE)	3.90	73	83011	9.83127	ppb	96
21) Trans-1,2-DCE	3.87	96	27662	9.16525	ppb	97
22) Diisopropyl Ether	4.70	59	19437	10.27894	ppb	96
23) 1,1-DCA	4.51	63	83500	10.43344	ppb	98
24) Vinyl Acetate	4.70	87	45054	9.96711	ppb	98
25) Ethyl tert Butyl Ether	5.21	59	106002	10.04146	ppb	100
26) MEK (2-Butanone)	5.38	43	18731	9.65961	ppb	99
27) Cis-1,2-DCE	5.32	96	52681	10.27571	ppb	93
28) 2,2-Dichloropropane	5.32	77	35907	11.13733	ppb	98
29) Chloroform	5.75	83	98981	9.95947	ppb	100
30) Bromochloromethane	5.62	128	25422	10.18441	ppb	99
32) 1,1,1-TCA	5.96	97	59014	9.86878	ppb	89
33) Cyclohexane	6.03	41	15888	9.79014	ppb	97
34) 1,1-Dichloropropene	6.17	75	43617	10.04365	ppb	97
35) 2,2,4-Trimethylpentane	6.55	57	64733	10.37139	ppb	98
37) Carbon Tetrachloride	6.16	117	57597	10.27670	ppb	88
38) Tert Amyl Methyl Ether	6.59	73	110559	9.83974	ppb	98
39) 1,2-DCA	6.42	62	64059	9.82891	ppb	100
40) Benzene	6.40	78	170080	9.55468	ppb	98
41) TCE	7.14	95	47064	9.72719	ppb	96
42) 2-Pentanone	7.36	43	461551	121.08490	ppb	99
43) 1,2-Dichloropropane	7.37	63	58310	10.03940	ppb	99

(#)= qualifier out of range (m) = manual integration

0726T05.D TALLW.M Fri Jul 27 08:30:37 2012

Data File : M:\THOR\DATA\T120725\0726T05.D
 Acq On : 26 Jul 12 11:13
 Sample : 120726A LCS-1WT
 Misc : 10ml w/5ul of IS&S: 06-7-12

Vial: 30
 Operator: DG, RS, HW, ARS, SV
 Inst : Thor
 Multiplr: 1.00

Quant Time: Jul 26 11:38 2012

Quant Results File: TALLW.RES

Quant Method : M:\THOR\DATA\T120719\TALLW.M (RTE Integrator)
 Title : METHOD 8260B
 Last Update : Fri Jul 20 10:40:23 2012
 Response via : Initial Calibration
 DataAcq Meth : 8260_BETA

Compound	R.T.	QIon	Response	Conc	Unit	Qvalue
44) Bromodichloromethane	7.68	83	81334	10.12262	ppb	99
45) Methyl Cyclohexane	7.36	83	33318	9.64466	ppb	91
46) Dibromomethane	7.49	93	31381	9.93266	ppb	95
47) 2-Chloroethyl vinyl ether	7.99	106	1117	10.08733	ppb	100
48) MIBK (methyl isobutyl ket	8.33	43	25400	9.26551	ppb	93
49) 1-Bromo-2-chloroethane	7.99	63	40824	10.10226	ppb	99
50) <u>Cis-1,3-Dichloropropene</u>	8.15	75	81069	<u>10.19591</u>	ppb	99
51) Toluene	8.50	91	213596	10.17008	ppb	99
52) <u>Trans-1,3-Dichloropropene</u>	8.72	75	70666	<u>10.07976</u>	ppb	98
53) 1,1,2-TCA	8.90	83	46088	9.85586	ppb	98
54) 2-Hexanone	9.17	43	29609	9.41878	ppb	98
57) 1,2-EDB	9.40	107	47825	9.82265	ppb	96
58) Tetrachloroethene	9.06	166	56570	10.27565	ppb	95
59) 1-Chlorohexane	9.90	91	66229	10.10676	ppb	97
60) 1,1,1,2-Tetrachloroethane	9.99	131	66238	10.29855	ppb	96
61) m&p-Xylene	10.14	106	209855	20.91575	ppb	100
62) o-Xylene	10.54	106	110351	10.63203	ppb	100
63) Styrene	10.55	104	186966	10.60207	ppb	99
65) 1,3-Dichloropropane	9.07	76	85563	10.02307	ppb	99
66) Dibromochloromethane	9.29	129	65520	10.19444	ppb	95
67) Chlorobenzene	9.90	112	168953	10.06356	ppb	97
68) Ethylbenzene	10.03	91	270842	10.25986	ppb	99
69) Bromoform	10.71	173	44921	10.20780	ppb	100
71) Isopropylbenzene	10.91	105	264298	10.30803	ppb	99
72) 1,1,2,2-Tetrachloroethane	11.19	83	70013	9.84064	ppb	98
73) 1,2,3-Trichloropropane	11.23	110	20752	10.27676	ppb	91
74) t-1,4-Dichloro-2-Butene	11.25	53	15291	11.31489	ppb	100
75) Bromobenzene	11.19	156	84258	9.96856	ppb	97
76) n-Propylbenzene	11.32	91	341856	10.35542	ppb	98
77) 4-Ethyltoluene	11.43	105	298803	10.53985	ppb	100
78) 2-Chlorotoluene	11.39	91	238556	10.13378	ppb	99
79) 1,3,5-Trimethylbenzene	11.50	105	244626	10.40926	ppb	97
80) 4-Chlorotoluene	11.50	91	242452	10.40511	ppb	100
81) Tert-Butylbenzene	11.82	119	218794	10.16271	ppb	100
82) 1,2,4-Trimethylbenzene	11.86	105	249589	10.26353	ppb	100
83) Sec-Butylbenzene	12.04	105	304284	10.58641	ppb	100
84) p-Isopropyltoluene	12.19	119	253641	10.44390	ppb	99
85) Benzyl Chloride	12.35	91	74989	10.33282	ppb	97
86) 1,3-DCB	12.13	146	162751	10.18158	ppb	98
87) 1,4-DCB	12.22	146	162560	9.71046	ppb	98
88) n-Butylbenzene	12.59	91	228772	10.50941	ppb	99
89) 1,2-DCB	12.59	146	154217	9.95402	ppb	99
90) Hexachloroethane	12.86	117	43289	9.72856	ppb	98
91) 1,2-Dibromo-3-chloropropan	13.35	157	14451	10.84174	ppb	85
92) 1,2,4-Trichlorobenzene	14.19	180	73672	10.37388	ppb	97
93) Hexachlorobutadiene	14.38	223	30881	10.40937	ppb	97
94) Naphthalene	14.43	128	203098	10.24211	ppb	100
95) 1,2,3-Trichlorobenzene	14.68	180	103520	10.23079	ppb	98

*h3-dichloropropene total:
20.27567 ppb
ARS 7/27/12*

Quantitation Report

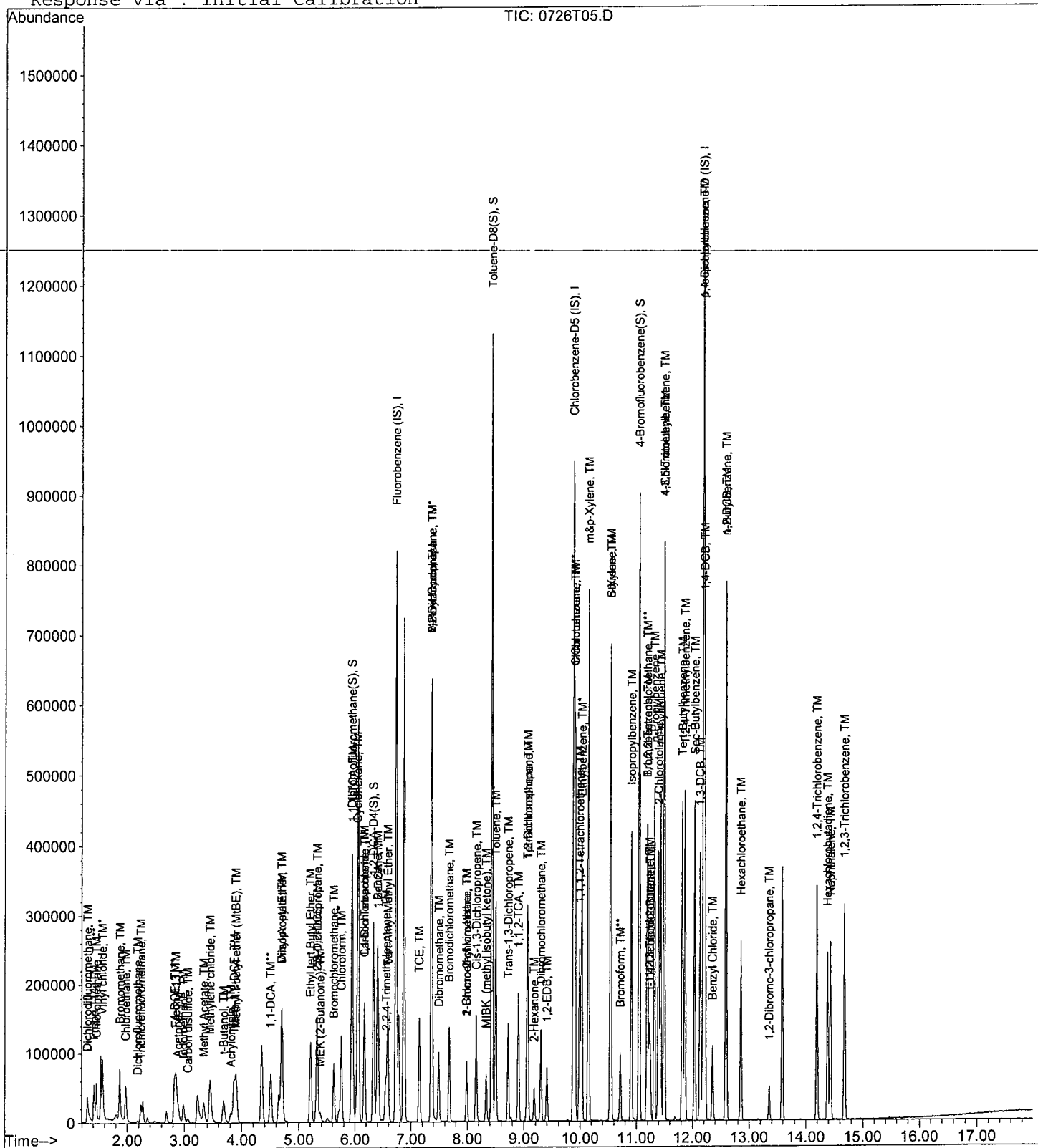
Data File : M:\THOR\DATA\T120725\0726T05.D
Acq On : 26 Jul 12 11:13
Sample : 120726A LCS-1WT
Misc : 10ml w/5ul of IS&S: 06-7-12

Vial: 30
Operator: DG,RS,HW,ARS,SV
Inst : Thor
Multiplr: 1.00

Quant Time: Jul 26 11:38 2012

Quant Results File: TALLW.RES

Method : M:\THOR\DATA\T120719\TALLW.M (RTE Integrator)
Title : METHOD 8260B
Last Update : Fri Jul 20 10:40:23 2012
Response via : Initial Calibration



Data File : M:\THOR\DATA\T120725\0726T07.D Vial: 32
 Acq On : 26 Jul 12 12:09 Operator: DG,RS,HW,ARS,SV
 Sample : LCS gas 300ug/L Inst : Thor
 Misc : 10ml w/5ul of IS&S: 06-7-12 Multiplr: 1.00

Quant Time: Jul 26 13:09 2012 Quant Results File: TGAS.RES

Quant Method : M:\THOR\DATA\T120725\TGAS.M (RTE Integrator)
 Title : METHOD 8260B
 Last Update : Wed Jul 25 16:07:29 2012
 Response via : Initial Calibration
 DataAcq Meth : 8260_BETA

Internal Standards	R.T.	QIon	Response	Conc	Units	Dev(Min)
1) Fluorobenzene (IS)	6.72	TIC	811874	25.00000	ppb	0.00
3) Chlorobenzene-D5 (IS)	9.87	TIC	928441	25.00000	ppb	0.00
4) 1,4-Dichlorobenzene-D (IS)	12.20	TIC	1044824	25.00000	ppb	0.00

System Monitoring Compounds

Target Compounds	R.T.	QIon	Response	Conc	Units	Qvalue
2) Gasoline	8.43	TIC	19927273m	284.64410	ppb	100

Quantitation Report

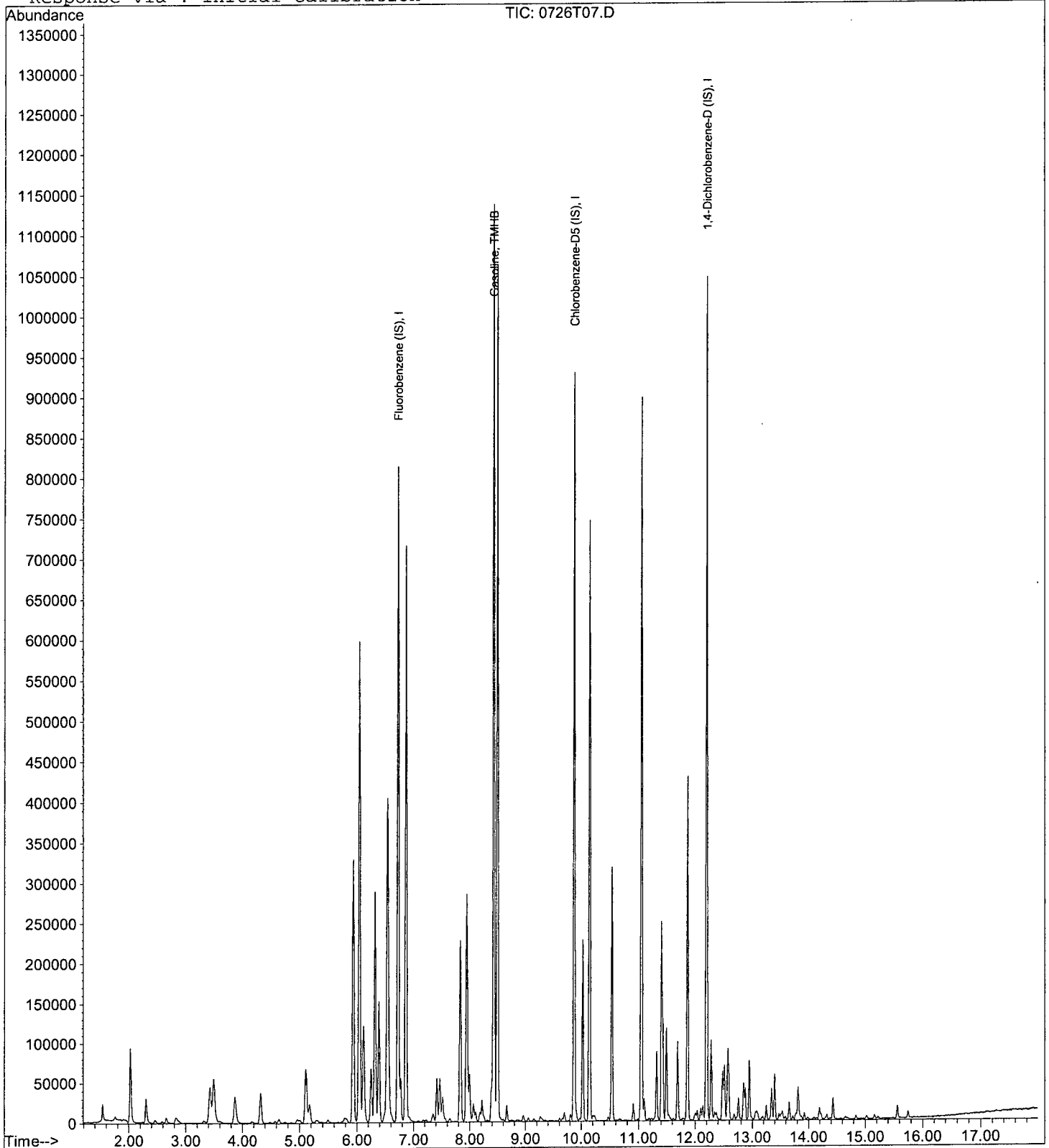
Data File : M:\THOR\DATA\T120725\0726T07.D
Acq On : 26 Jul 12 12:09
Sample : LCS gas 300ug/L
Misc : 10ml w/5ul of IS&S: 06-7-12

Vial: 32
Operator: DG,RS,HW,ARS,SV
Inst : Thor
Multiplr: 1.00

Quant Time: Jul 26 13:09 2012

Quant Results File: TGAS.RES

Method : M:\THOR\DATA\T120725\TGAS.M (RTE Integrator)
Title : METHOD 8260B
Last Update : Wed Jul 25 16:07:29 2012
Response via : Initial Calibration

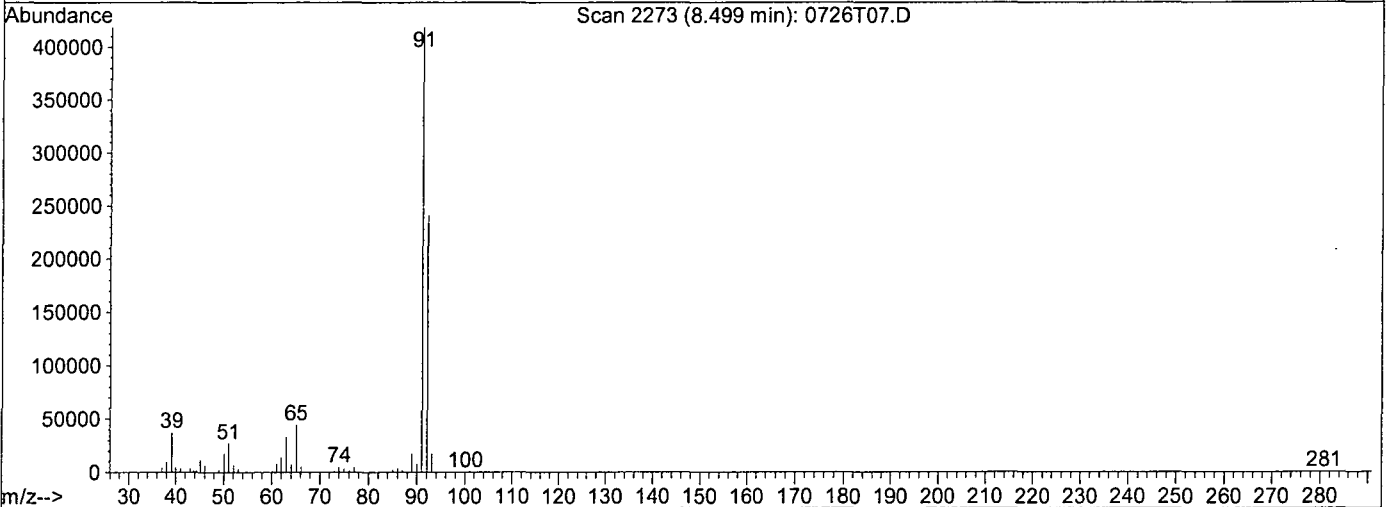
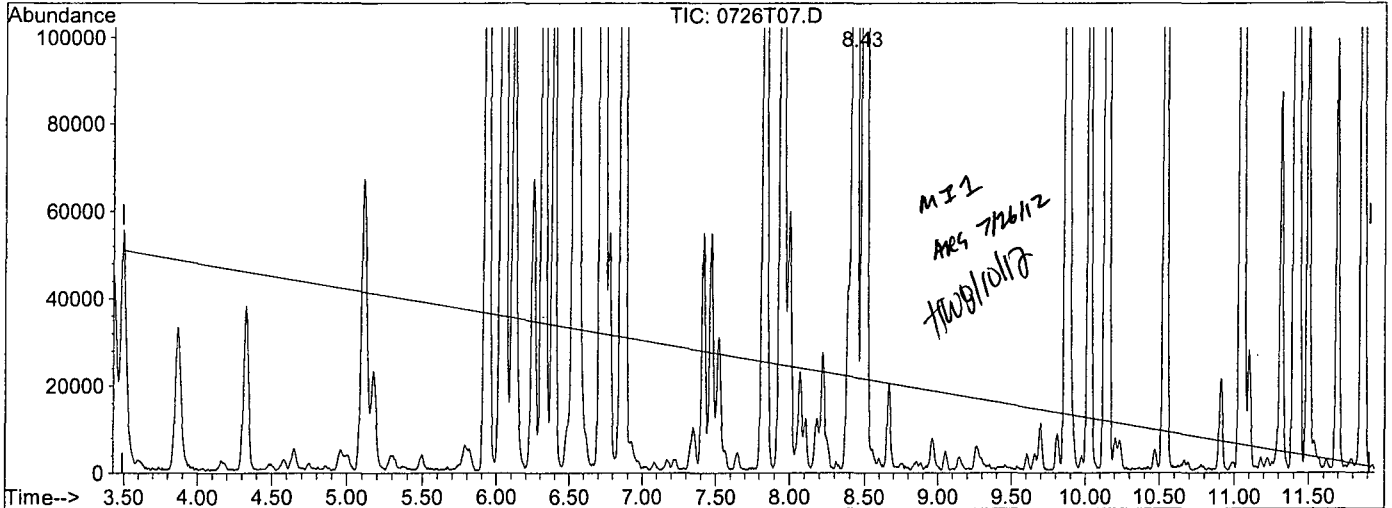


Quantitation Report

Data File : M:\THOR\DATA\T120725\0726T07.D
Acq On : 26 Jul 12 12:09
Sample : LCS gas 300ug/L
Misc : 10ml w/5ul of IS&S: 06-7-12
Quant Time: Jul 26 13:09 2012

Vial: 32
Operator: DG,RS,HW,ARS,SV
Inst : Thor
Multiplr: 1.00
Quant Results File: temp.res

Method : M:\THOR\DATA\T120725\TGAS.M (RTE Integrator)
Title : METHOD 8260B
Last Update : Wed Jul 25 16:07:29 2012
Response via : Multiple Level Calibration



TIC: 0726T07.D

(2) Gasoline (TMHB)

8.50min 210.7660ppb m

response 17313500

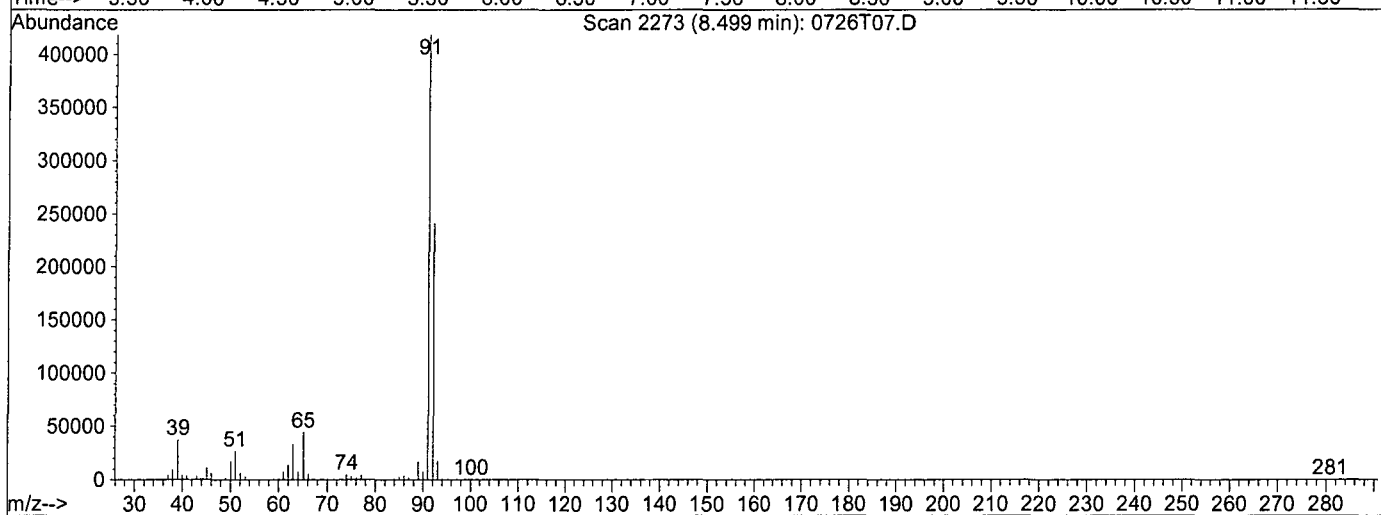
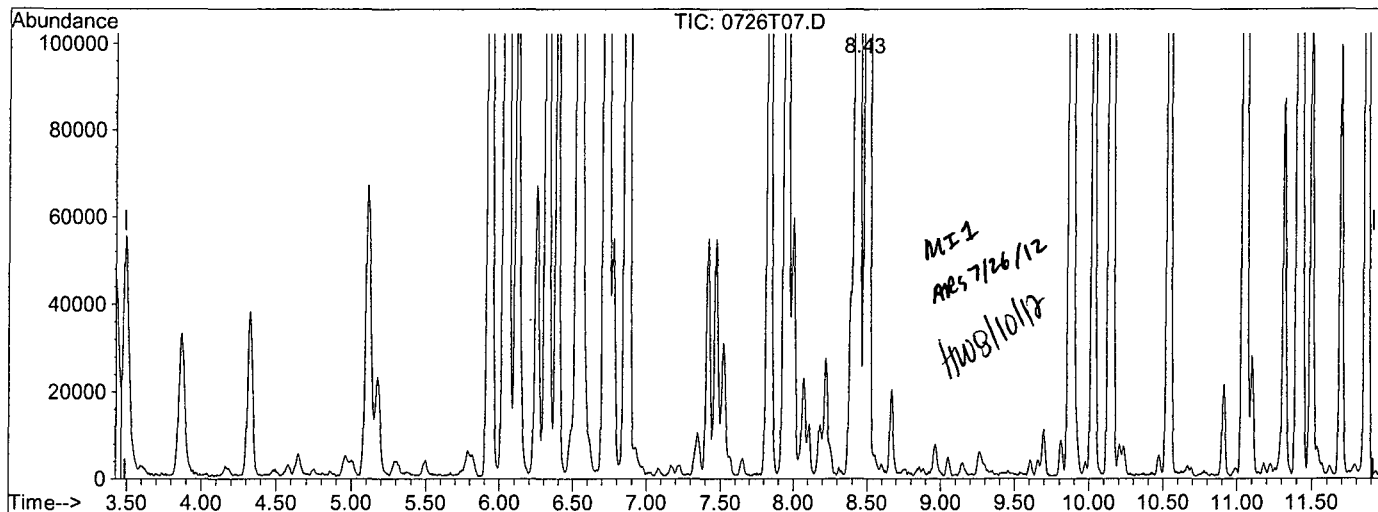
Ion	Exp%	Act%
TIC	100	100
0.00	0.00	0.58#
0.00	0.00	1.68#
0.00	0.00	0.00

Quantitation Report

Data File : M:\THOR\DATA\T120725\0726T07.D
 Acq On : 26 Jul 12 12:09
 Sample : LCS gas 300ug/L
 Misc : 10ml w/5ul of IS&S: 06-7-12
 Quant Time: Jul 26 13:09 2012

Vial: 32
 Operator: DG,RS,HW,ARS,SV
 Inst : Thor
 Multiplr: 1.00
 Quant Results File: temp.res

Method : M:\THOR\DATA\T120725\TGAS.M (RTE Integrator)
 Title : METHOD 8260B
 Last Update : Wed Jul 25 16:07:29 2012
 Response via : Multiple Level Calibration



TIC: 0726T07.D

(2) Gasoline (TMHB)

8.43min 284.6441ppb m

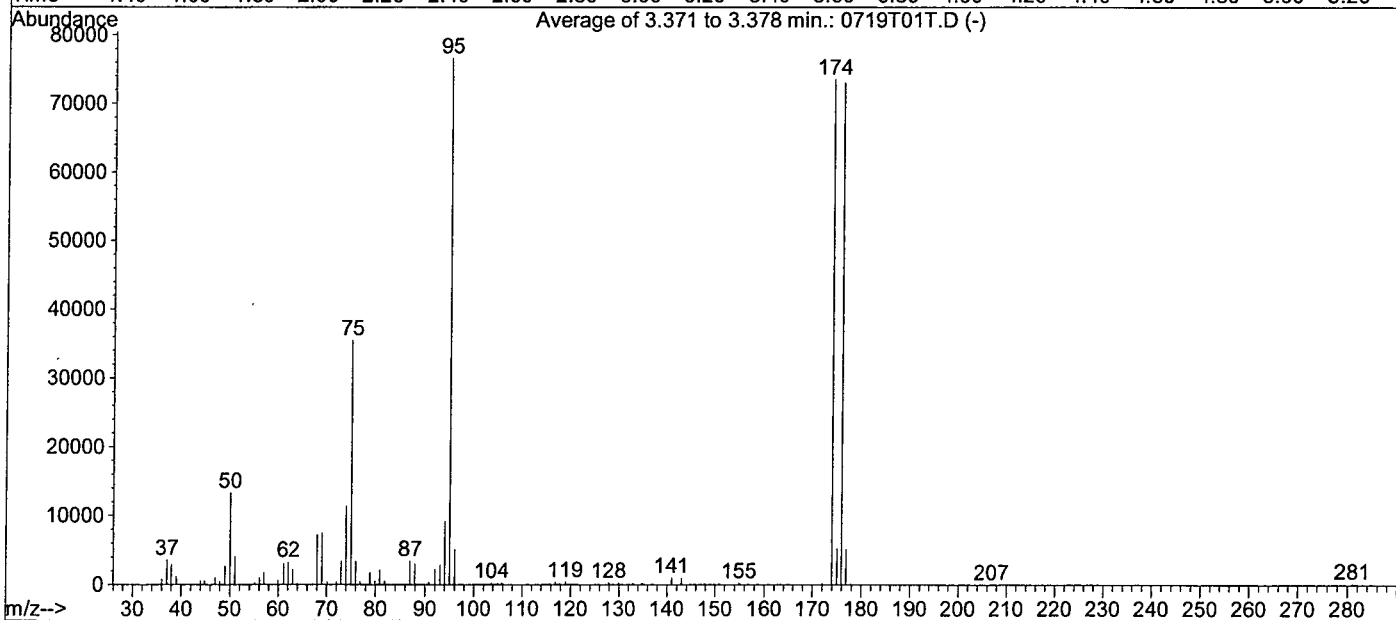
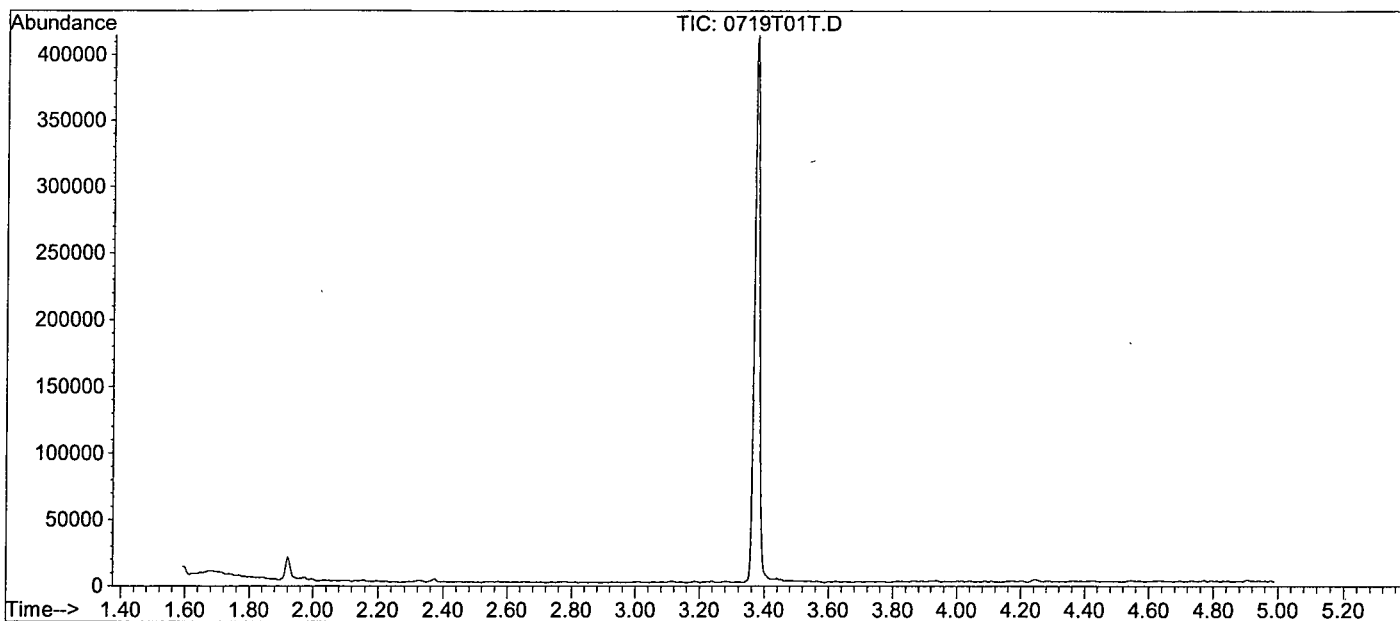
response 19927273

Ion	Exp%	Act%
TIC	100	100
0.00	0.00	0.51#
0.00	0.00	1.46#
0.00	0.00	0.00

Data File : M:\THOR\DATA\T120719\0719T01T.D
 Acq On : 19 Jul 12 9:15
 Sample : 5ng- BFB STD 07-16-12B
 Misc : 2ul

Vial: 1
 Operator: DG,RS,HW,ARS,SV
 Inst : Thor
 Multiplr: 1.00

Method : M:\THOR\DATA\T120719\TALLW.M (RTE Integrator)
 Title : METHOD 8260B



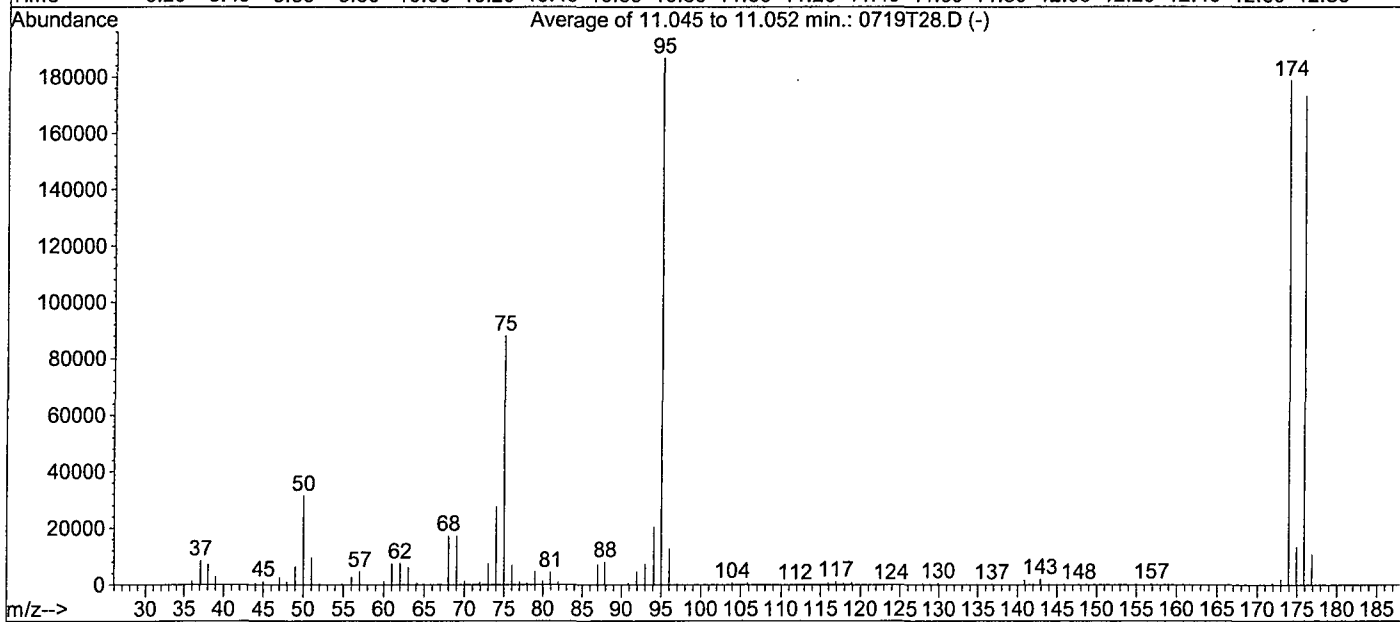
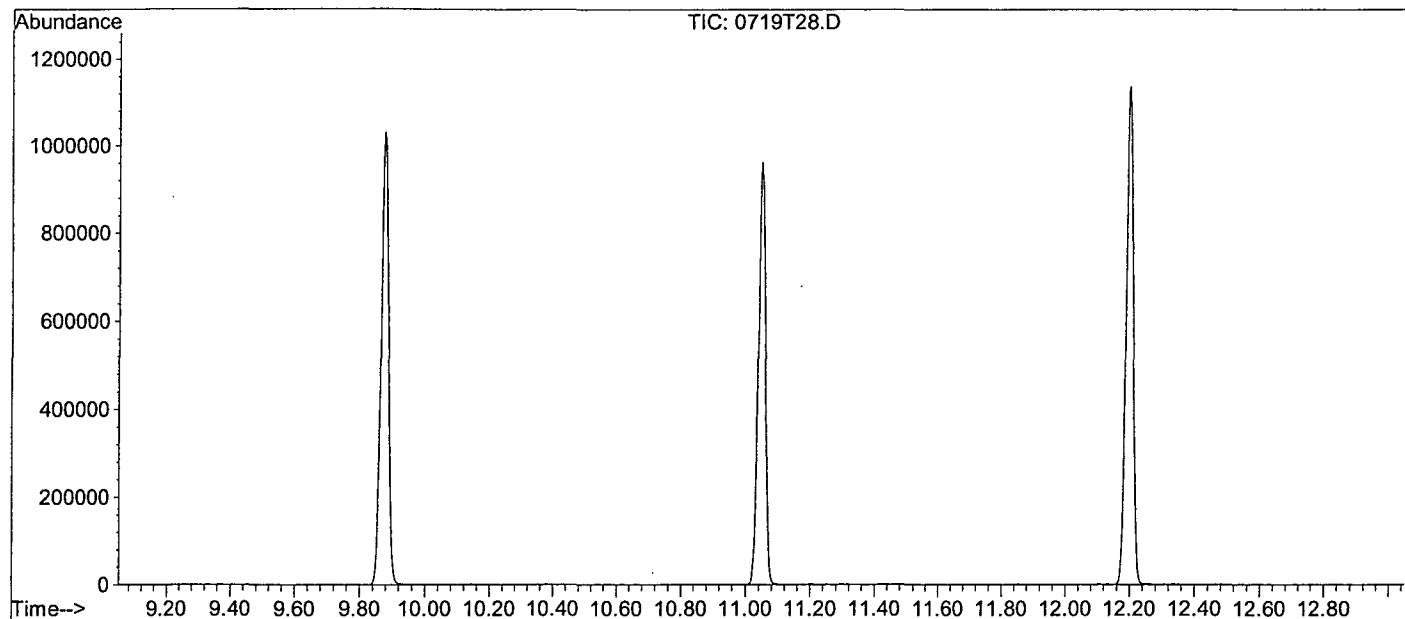
AutoFind: Scans 554, 555, 556; Background Corrected with Scan 544

Target Mass	Rel. to Mass	Lower Limit%	Upper Limit%	Rel. Abn%	Raw Abn	Result Pass/Fail
50	95	15	40	17.4	13331	PASS
75	95	30	60	46.4	35536	PASS
95	95	100	100	100.0	76600	PASS
96	95	5	9	6.7	5096	PASS
173	174	0.00	2	0.0	0	PASS
174	95	50	100	96.0	73547	PASS
175	174	5	9	7.2	5311	PASS
176	174	95	101	99.3	73019	PASS
177	176	5	9	7.0	5141	PASS

Data File : M:\THOR\DATA\T120719\0719T28.D
 Acq On : 19 Jul 12 21:40
 Sample : 5ng- BFB Std 07-16-12B
 Misc : 2uL

Vial: 28
 Operator: DG,RS,HW,ARS,SV
 Inst : Thor
 Multiplr: 1.00

Method : M:\THOR\DATA\T120719\TALLW.M (RTE Integrator)
 Title : METHOD 8260B



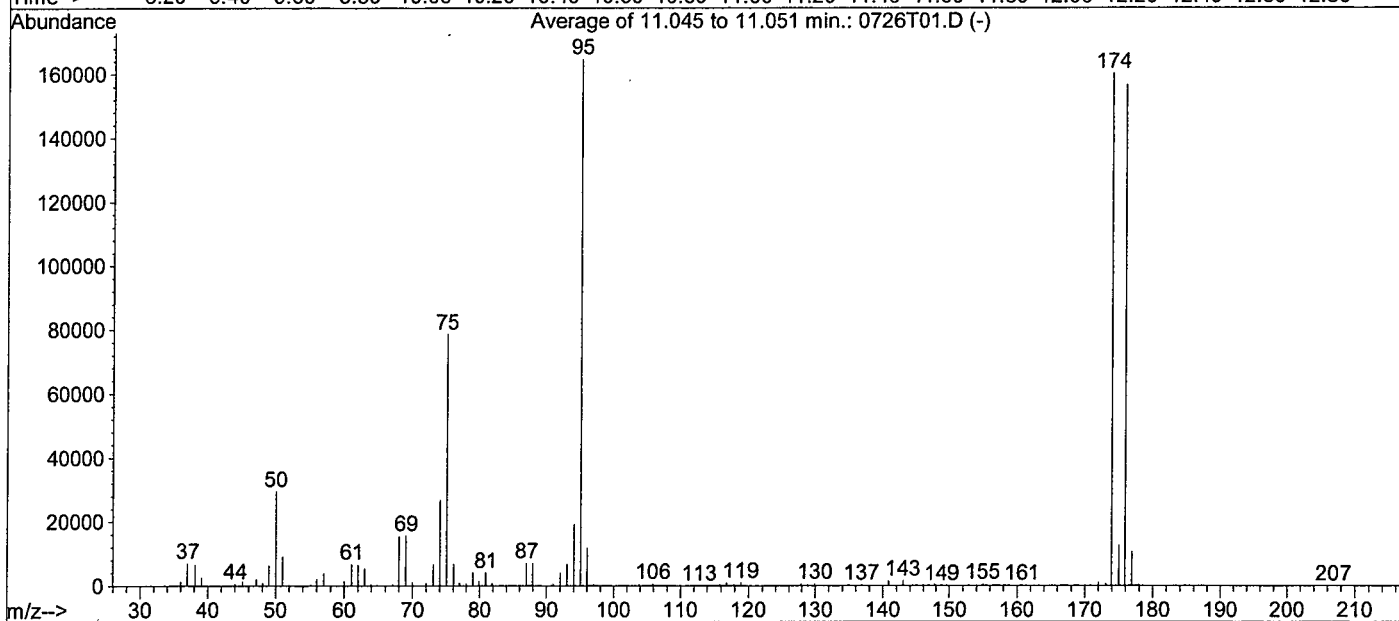
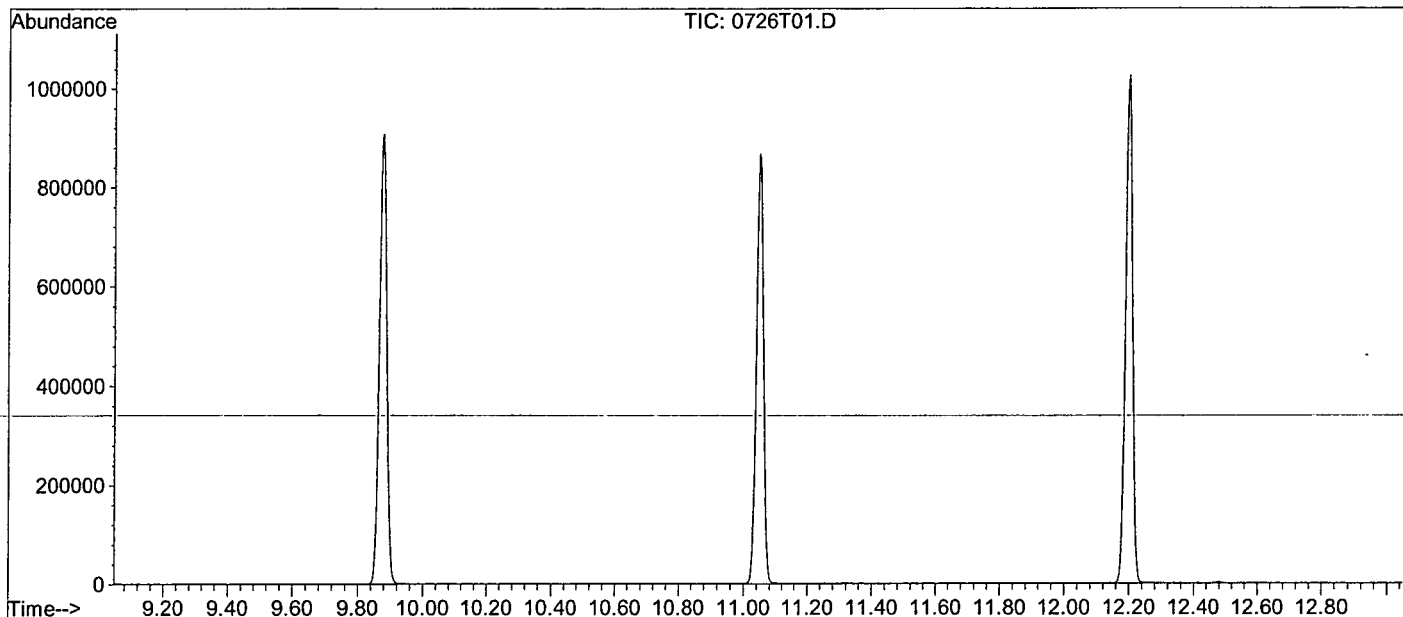
AutoFind: Scans 3065, 3066, 3067; Background Corrected with Scan 3051

Target Mass	Rel. to Mass	Lower Limit%	Upper Limit%	Rel. Abn%	Raw Abn	Result Pass/Fail
50	95	15	40	16.9	31552	PASS
75	95	30	60	47.3	88245	PASS
95	95	100	100	100.0	186709	PASS
96	95	5	9	6.8	12716	PASS
173	174	0.00	2	1.0	1785	PASS
174	95	50	100	95.8	178816	PASS
175	174	5	9	7.5	13428	PASS
176	174	95	101	96.9	173248	PASS
177	176	5	9	6.2	10814	PASS

Data File : M:\THOR\DATA\T120725\0726T01.D
 Acq On : 26 Jul 12 9:22
 Sample : 5-ng BFB Std 07-16-12B
 Misc : 2uL

Vial: 26
 Operator: DG,RS,HW,ARS,SV
 Inst : Thor
 Multiplr: 1.00

Method : M:\THOR\DATA\T120719\TALLW.M (RTE Integrator)
 Title : METHOD 8260B



AutoFind: Scans 3065, 3066, 3067; Background Corrected with Scan 3051

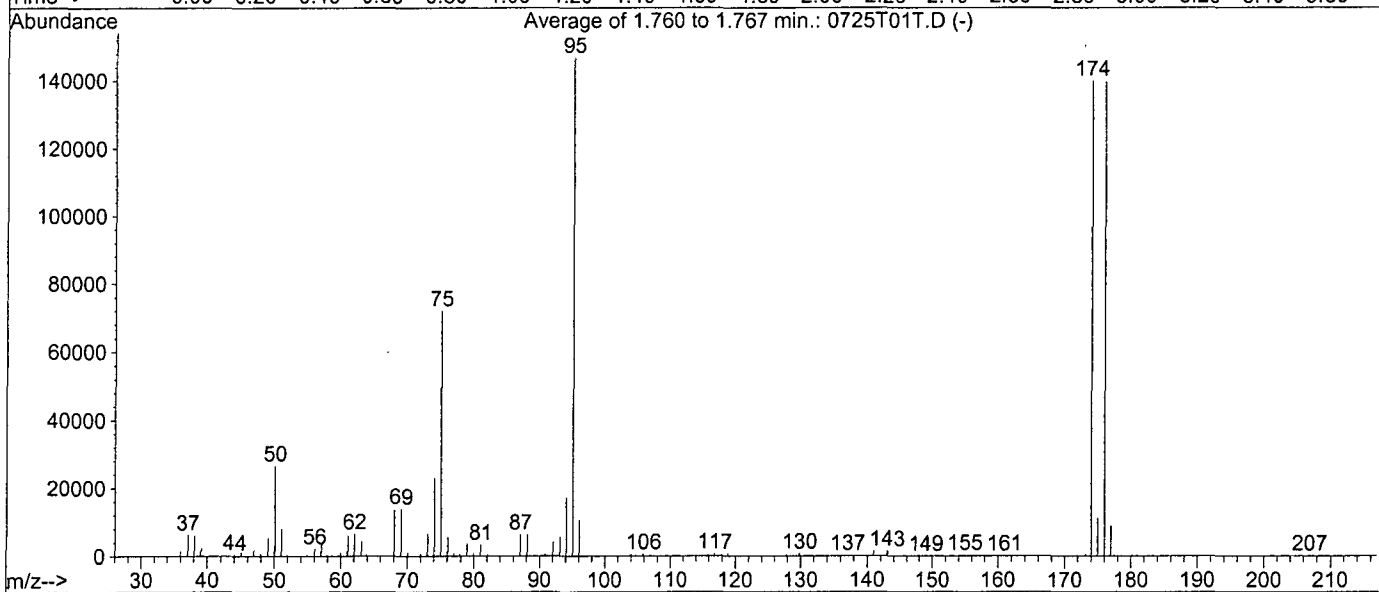
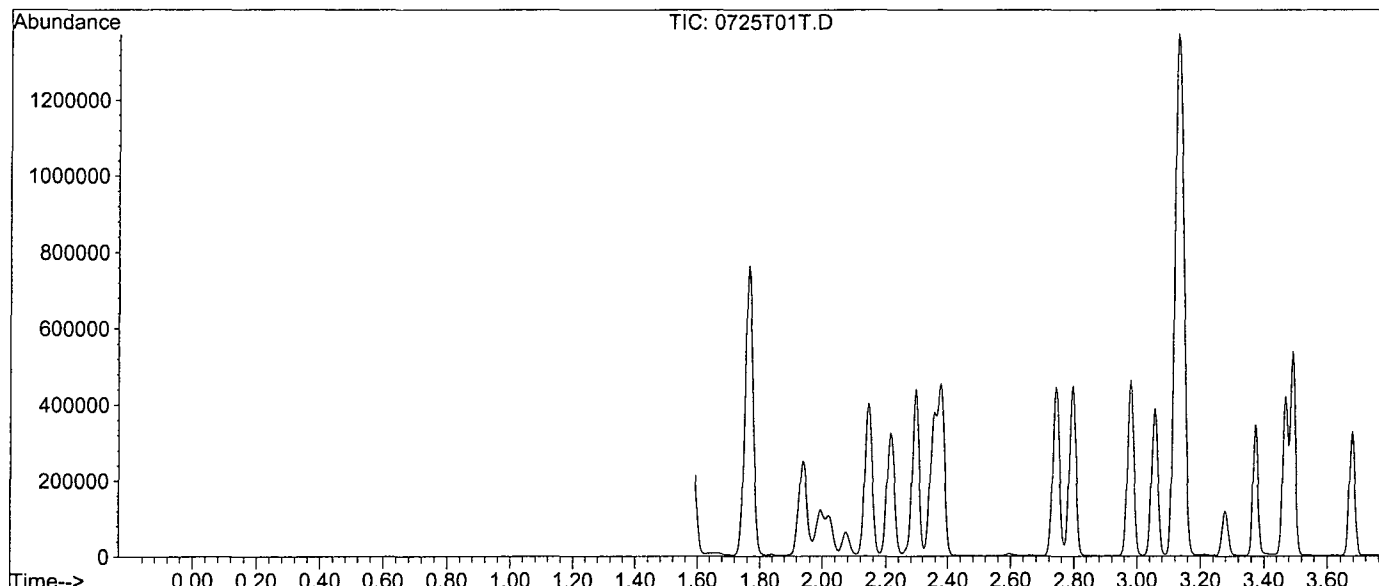
Target Mass	Rel. to Mass	Lower Limit%	Upper Limit%	Rel. Abn%	Raw Abn	Result Pass/Fail
50	95	15	40	17.9	29448	PASS
75	95	30	60	47.7	78560	PASS
95	95	100	100	100.0	164757	PASS
96	95	5	9	7.2	11824	PASS
173	174	0.00	2	0.4	693	PASS
174	95	50	100	97.3	160299	PASS
175	174	5	9	7.9	12626	PASS
176	174	95	101	97.8	156715	PASS
177	176	5	9	6.8	10638	PASS

BFB

Data File : M:\THOR\DATA\T120725\0725T01T.D
Acq On : 25 Jul 12 9:32
Sample : 5ng- BFB STD 07-16-12B
Misc : 2ul

Vial: 1
Operator: DG,RS,HW,ARS,SV
Inst : Thor
Multiplr: 1.00

Method : M:\THOR\DATA\T120725\TGAS.M (RTE Integrator)
Title : METHOD 8260B



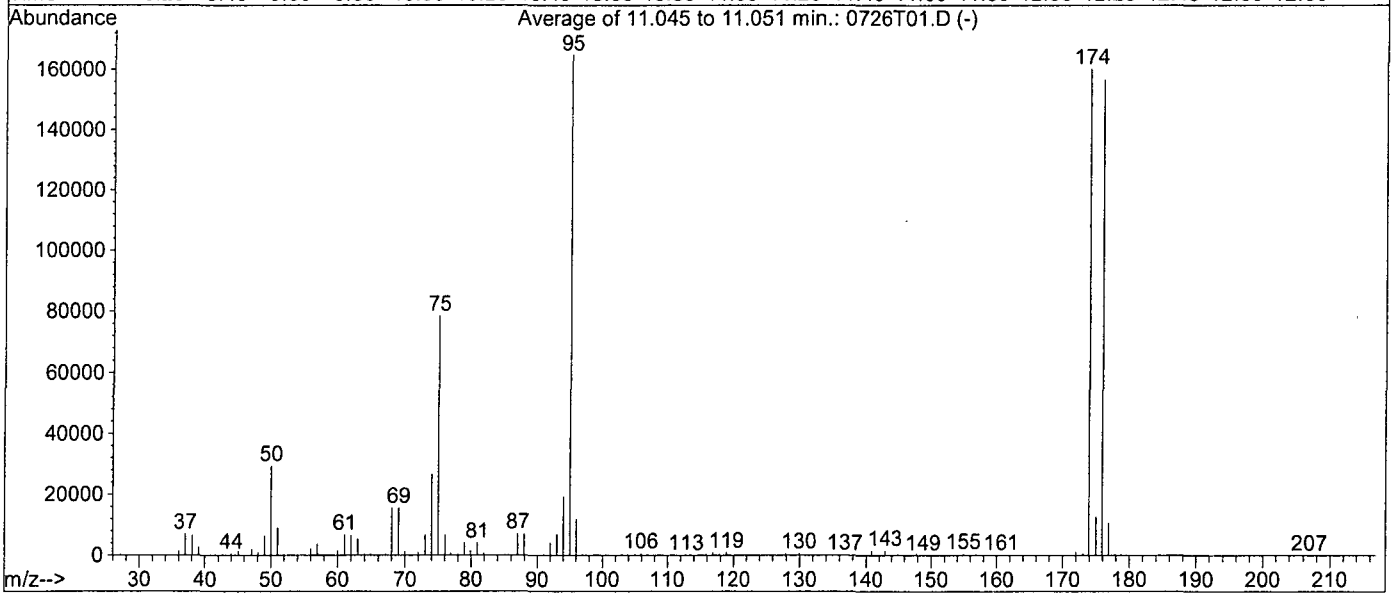
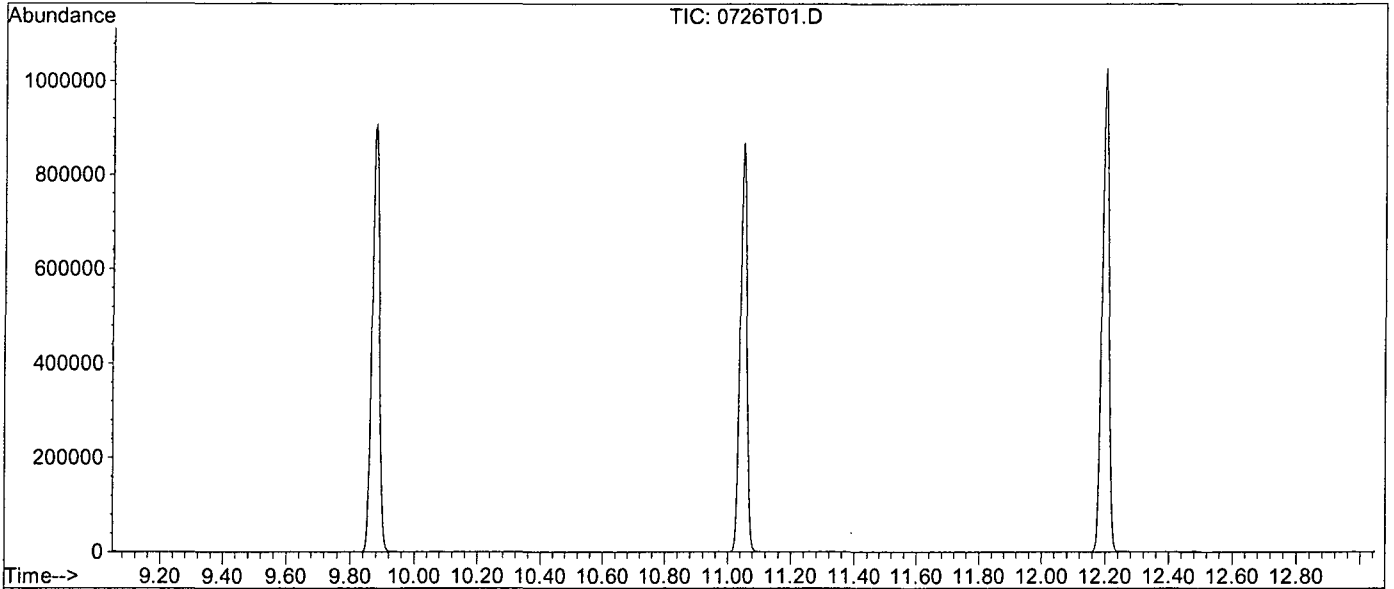
Spectrum Information: Average of 1.760 to 1.767 min.

Target Mass	Rel. to Mass	Lower Limit%	Upper Limit%	Rel. Abn%	Raw Abn	Result Pass/Fail
50	95	15	40	18.1	26589	PASS
75	95	30	60	49.1	72077	PASS
95	95	100	100	100.0	146837	PASS
96	95	5	9	7.2	10518	PASS
173	174	0.00	2	0.4	583	PASS
174	95	50	100	95.3	139968	PASS
175	174	5	9	8.0	11175	PASS
176	174	95	101	99.8	139627	PASS
177	176	5	9	6.3	8859	PASS

Data File : M:\THOR\DATA\T120725\0726T01.D
 Acq On : 26 Jul 12 9:22
 Sample : 5-ng BFB Std 07-16-12B
 Misc : 2uL

Vial: 26
 Operator: DG,RS,HW,ARS,SV
 Inst : Thor
 Multiplr: 1.00

Method : M:\THOR\DATA\T120725\TGAS.M (RTE Integrator)
 Title : METHOD 8260B



Spectrum Information: Average of 11.045 to 11.051 min.

Target Mass	Rel. to Mass	Lower Limit%	Upper Limit%	Rel. Abn%	Raw Abn	Result Pass/Fail
50	95	15	40	17.9	29448	PASS
75	95	30	60	47.7	78560	PASS
95	95	100	100	100.0	164757	PASS
96	95	5	9	7.2	11824	PASS
173	174	0.00	2	0.4	693	PASS
174	95	50	100	97.3	160299	PASS
175	174	5	9	7.9	12626	PASS
176	174	95	101	97.8	156715	PASS
177	176	5	9	6.8	10638	PASS

6/08/12 RS

Volatile Standard Curve Preparation for 5ml Purge (8260 soil)-SWEETPEA											
Expiration Date:		06/09/12									
Date	Conc.	50µg/mL Vol Std #9	50µg/mL Surr	50µg/mL Vol Std #7	50µg/mL Vol Std #8	50µg/mL Surr	50µg/mL Vol Std #10	50µg/mL Vol Std #1	50µg/mL Vol Std #2	50µg/mL Vol Std #12	50µg/mL Vol Std #12
Code	µg/L	Exp:06-09-12	Exp:06-09-12	Exp:06-09-12	Exp:06-09-12	Exp:06-09-12	Exp:06-09-12	Exp:06-09-12	Exp:06-09-12	Exp:06-09-12	Exp:06-09-12
06-08-12A	2	2	2	n/a	n/a	n/a	2	n/a	2	n/a	2
06-08-12B	5	5	5	n/a	n/a	n/a	5	n/a	5	n/a	5
06-08-12C	10	10	10	n/a	n/a	n/a	10	n/a	10	n/a	10
06-08-12D	20	20	20	n/a	n/a	n/a	20	n/a	20	n/a	20
06-08-12E	50	n/a	n/a	5	5	5	n/a	n/a	n/a	n/a	5
06-08-12F	100	n/a	n/a	10	10	10	n/a	n/a	10	n/a	10
06-08-12G	200	n/a	n/a	20	20	20	n/a	n/a	20	n/a	20

6/11/12 RS

250µg/mL TBA	Final Vol
06-02-12AE	w/P&T+H2O
Exp:06-09-12	mL
1	5
2	5
3	5
4	5
5	5
6	5
7	5

06-11-12A	25µg/ml BFB STD	Conc.	Date	EXP:			
EXP:07-11-12	ug/ml	Lot#	CODE	Date			
02SI	020135-03	4-Bromofluorobenzene	2500	163173-29065	05-09-12A	12/11/12	20
J&T Baker		Purge & Trap MeOH		K14E06-00626	06/11/12	09/28/12	1980
06-11-12B	25µg/ml BFB STD	Conc.	Date	EXP:			
EXP:07-11-12	ug/ml	Lot#	CODE	Date			
02SI	020135-03	4-Bromofluorobenzene	2500	163173-29065	05-09-12A	12/11/12	20
J&T Baker		Purge & Trap MeOH		K14E06-00626	06/11/12	09/28/12	1980
06-11-12C	25µg/ml BFB STD	Conc.	Date	EXP:			
EXP:07-11-12	ug/ml	Lot#	CODE	Date			
02SI	020135-03	4-Bromofluorobenzene	2500	163173-29065	05-09-12A	12/11/12	20
J&T Baker		Purge & Trap MeOH		K14E06-00626	06/11/12	09/28/12	1980

6/11/12 RS

6/11/12 RS

Volatile Standard Cur		Expiration
Date	Conc.	µg/L
06-11-12I	0.3	
06-11-12J	0.5	
06-11-12K	1	
06-11-12L	2	
06-11-12M	5	
06-11-12N	10	
06-11-12O	20	
06-11-12P	40	
06-11-12Q	100	

6/11/12 RS

D-

Method 8260 Internal Standard Solution, 2,000 mg/L, 1 ml
 Lot# 120302-03
 Storage 5-10 Degrees C
 Expiry 11/13/12
 Solv: P/T Methanol
 solutions®
 Method 8260 Internal Standard
 Lot #: 166255 - 29275
 Rec: 8/5/11 MFR exp. 11/18/12

RS

6/11/12 RS

E-

Fluorobenzene Solution, 2,000 mg/L, 1 ml
 Lot# 820132-02
 Storage 5-6 Degrees C
 Expiry 2/13/14
 Solv: P/T Methanol
 Fluorobenzene
 Lot #: 169170 - 28869
 Rec: 5/25/11 MFR exp. 02/13/14

RS

Volatile Standard Cur		Expiration
Date	Conc.	µg/L
06-11-12R	2	
06-11-12S	5	
06-11-12T	10	
06-11-12U	20	
06-11-12V	50	
06-11-12W	100	
06-11-12X	200	

#2	50µg/mL Vol Std #12
	06-02-12AB
	Exp:06-09-12
	n/a
	n/a
	n/a
	n/a
	5
	10
	20

6/11/12
RS
F-

Method 8260B Surrogate
Solution, 2,000 mg/L, 1 ml

Lot# 120007-01
Storage -10 Degrees C
Expiry 2/19/15

Lot# 185763 - 30467
Rec: 2/20/12 MFR exp. 02/19/15

Solv: P/T Methanol

RS

mL TBA	Final Vol
06-02-12AE	w/P&T H2O
Exp:06-09-12	mL
1	5
2	5
3	5
4	5
5	5
6	5
7	5

Thor									
50µg/ml 8260 Internal Standard									
Supplier	ID #	Conc.	ug/ml	Lot #	Date	Code	Date	Exp.	uL
O2SI	120302-03	Internal Standard Mix	2000	166255-29275	06-11-12D		12/13/12		375
O2SI	020132-02	Fluorobenzene Standard	2000	169170-28869	06-11-12E		12/13/12		375
J.T Baker		Purge & Trap MeOH		K14E06-00626	06/11/12		08/10/12		14250
50µg/ml 8260B Surrogate-Thor									
Supplier	ID #	Conc.	ug/ml	Lot #	Date	Code	Date	Exp.	uL
O2SI	8260B Surr	Surrogate Standards	2000	178653-30467	06-11-12F		12/13/12		375
J.T Baker		Purge & Trap MeOH		K14E06-00626	06/11/12		08/10/12		14625

6/11/12
RS

Volatile Standard Curve Preparation for 10mL Purge (8260 water)-THOR

Date	Conc.	Expiration Date 06/12/12									
		5µg/mL Vol Std #9	5µg/mL Surr	50µg/mL Vol Std #7	50µg/mL Vol Std #8	50µg/mL Surr	5µg/mL Vol Std #10	50µg/mL Vol Std #1	50µg/mL Vol Std #2	5µg/mL Vol Std #12	
06-11-12I	0.3	3	6	n/a	n/a	n/a	3	n/a	n/a	3	
06-11-12J	0.5	5	10	n/a	n/a	n/a	5	n/a	n/a	5	
06-11-12K	1	10	20	n/a	n/a	n/a	10	n/a	n/a	10	
06-11-12L	2	20	40	n/a	n/a	n/a	20	n/a	n/a	20	
06-11-12M	5	n/a	n/a	5	5	10	n/a	5	5	n/a	
06-11-12N	10	n/a	n/a	10	10	25	n/a	10	10	n/a	
06-11-12O	20	n/a	n/a	20	20	40	n/a	20	20	n/a	
06-11-12P	40	n/a	n/a	40	40	80	n/a	40	40	n/a	
06-11-12Q	100	n/a	n/a	100	100	100	n/a	100	100	n/a	

6/11/12
RS

250µg/mL TAPD	Final Vol
06-02-12AE	w/P&T H2O
Exp:06-09-12	mL
3	50
5	50
10	50
15	50
20	50
25	50
30	50
35	50
40	50

Volatile Standard Curve Preparation for 5mL Purge (8260 soil)-SWEETPEA

Date	Conc	Expiration Date 06/12/12									
		5µg/mL Vol Std #9	5µg/mL Surr	50µg/mL Vol Std #7	50µg/mL Vol Std #8	50µg/mL Surr	5µg/mL Vol Std #10	50µg/mL Vol Std #1	5µg/mL Vol Std #2	50µg/mL Vol Std #12	
06-11-12R	2	2	2	n/a	n/a	n/a	2	n/a	2	n/a	
06-11-12S	5	5	5	n/a	n/a	n/a	5	n/a	5	n/a	
06-11-12T	10	10	10	n/a	n/a	n/a	10	n/a	10	n/a	
06-11-12U	20	20	20	n/a	n/a	n/a	20	n/a	20	n/a	
06-11-12V	50	n/a	n/a	5	5	5	n/a	5	n/a	5	
06-11-12W	100	n/a	n/a	10	10	10	n/a	10	n/a	10	
06-11-12X	200	n/a	n/a	20	20	20	n/a	20	n/a	20	

6/12/12
RS

250µg/mL TBA	Final Vol
06-02-12AE	w/P&T H2O
Exp:06-09-12	mL
1	5
2	5
3	5
4	5
5	5
6	5
7	5

Volatile Standard Curve Preparation for 5ml Purge (8260 soil)-SWEETPEA

Expiration Date:	07/12/12		07/05-12E		07-05-12G		07-05-12F		07-05-12H		07-05-12K	
50ug/mL Vol Std #9	5ug/mL Surrogate	50ug/mL Vol Std #7	50ug/mL Vol Std #8	50ug/mL Vol Std #9	50ug/mL Vol Std #10	50ug/mL Vol Std #11	50ug/mL Vol Std #12	50ug/mL Vol Std #13	50ug/mL Vol Std #14	50ug/mL Vol Std #15	50ug/mL Vol Std #16	50ug/mL Vol Std #17
07-05-12I	07-05-12M	07-05-12E	07-05-12G	07-05-12L	07-05-12J	07-05-12F	07-05-12H	07-05-12I	07-05-12K	07-05-12M	07-05-12N	07-05-12P
Conc.	Exp:07-12-12	Exp:07-12-12	Exp:07-12-12	Exp:07-12-12	Exp:07-12-12	Exp:07-12-12	Exp:07-12-12	Exp:07-12-12	Exp:07-12-12	Exp:07-12-12	Exp:07-12-12	Exp:07-12-12
2	2	n/a	n/a	n/a	n/a	n/a	n/a	n/a	n/a	n/a	n/a	n/a
5	5	n/a	n/a	n/a	n/a	n/a	n/a	n/a	n/a	n/a	n/a	n/a
10	10	n/a	n/a	n/a	n/a	n/a	n/a	n/a	n/a	n/a	n/a	n/a
20	20	n/a	n/a	n/a	n/a	n/a	n/a	n/a	n/a	n/a	n/a	n/a
n/a	n/a	5	5	5	5	5	5	5	5	5	5	5
50	n/a	n/a	10	10	10	10	10	10	10	10	10	10

250ug/mL TBA	Final Vol
07-05-12N	w/P&T H2O
Exp:07-12-12	mL
1	5
2	5
3	5
4	5
5	5
6	5

CHICO

50ug/ml 524 Internal Standard w/ Surrogate		Conc.	Date	Exp.
ug/ml	Lot #	Code	Date	uL
02SI	122450-02	524 Fortification Sol	1000	176776-29295
J&T Baker		Purge & Trap MeOH	K14E06-00643	06-07-12A
				10/10/12
				200
				3800

Volatile Standard Curve Preparation for 10mL Purge (524 water)-CHICO

Expiration Date:	07/13/12		07-05-12I		07-05-12K		07-05-12E		07-05-12G		07-05-12H		07-05-12N	
250ug/mL Vol Std #9	50ug/mL Vol Std #12	50ug/mL Vol Std #7	50ug/mL Vol Std #8	50ug/mL Vol Std #2	250ug/mL TAPD	Final Vol								
07-12-12B	0.2	2	2	n/a	n/a	2								
07-12-12C	0.5	5	5	n/a	n/a	5								
07-12-12D	1	10	10	n/a	n/a	10								
07-12-12E	2	20	20	n/a	n/a	15								
07-12-12F	5	n/a	n/a	5	5	20								
07-12-12G	10	n/a	n/a	10	10	25								
07-12-12H	20	n/a	n/a	20	20	30								
07-12-12I	40	n/a	n/a	40	40	35								
07-02-12H	100	n/a	n/a	100	100	40								

4-Bromofluorobenzene
Solution, 2,500 mg/L, 1 ml

020135-03
Lot# Storage Expiry
163173 ≤ -18 Degree 8/24/13
Sol: P/T Methanol

4-Bromofluorobenzene
Lot #: 163173 - 29063
Rec: 8/1/11 MFR exp. 08/24/13

07-16-12B	25ug/ml BFB STD	Conc.	Date	EXP:
EXP:08-16-12	ug/ml	Lot#	CODE	Date
02SI	020135-03	4-Bromofluorobenzene	2500	163173-29063
J&T Baker		Purge & Trap MeOH	K08E01-00643	07-16-12A
				12/11/12
				20
				1980
07-16-12C	25ug/ml BFB STD	Conc. <td>Date <td>EXP:</td> </td>	Date <td>EXP:</td>	EXP:
EXP:08-16-12	ug/ml	Lot#	CODE	Date
02SI	020135-03	4-Bromofluorobenzene	2500	163173-29063
J&T Baker		Purge & Trap MeOH	K08E01-00643	07-16-12A
				12/11/12
				20
				1980
07-16-12D	25ug/ml BFB STD	Conc. <td>Date <td>EXP:</td> </td>	Date <td>EXP:</td>	EXP:
EXP:08-16-12	ug/ml	Lot#	CODE	Date
02SI	020135-03	4-Bromofluorobenzene	2500	163173-29063
J&T Baker		Purge & Trap MeOH	K08E01-00643	07-16-12A
				12/11/12
				20
				1980
07-16-12E	25ug/ml BFB STD	Conc. <td>Date <td>EXP:</td> </td>	Date <td>EXP:</td>	EXP:
EXP:08-16-12	ug/ml	Lot#	CODE	Date
02SI	020135-03	4-Bromofluorobenzene	2500	163173-29063
J&T Baker		Purge & Trap MeOH	K08E01-00643	07-16-12A
				12/11/12
				20
				1980

7/17/12 RS

Volatile Standard Curve Preparation for 5mL Purge (8260 soil)-SWEETPEA

Expiration Date:		07/18/12									
Date	Conc.	5µg/mL Vol Std #9	5µg/mL Surr	50µg/mL Vol Std #7	50µg/mL Vol Std #8	50µg/mL Surr	5µg/mL Vol Std #10	50µg/mL Vol Std #1	5µg/mL Vol Std #2	50µg/mL Vol Std #12	
Code	µg/L	Exp:07-12-12	Exp:07-12-12	Exp:07-12-12	Exp:07-12-12	Exp:07-12-12	Exp:07-12-12	Exp:07-12-12	Exp:07-12-12	Exp:07-12-12	
07-17-12A	2	2	2	n/a	n/a	n/a	2	n/a	2	n/a	
07-17-12B	5	5	5	n/a	n/a	n/a	5	n/a	5	n/a	
07-17-12C	10	10	10	n/a	n/a	n/a	10	n/a	10	n/a	
07-17-12D	20	20	20	n/a	n/a	n/a	20	n/a	20	n/a	
07-17-12E	50	n/a	n/a	5	5	5	n/a	5	n/a	n/a	
07-17-12F	100	n/a	n/a	10	10	10	n/a	10	n/a	n/a	
07-17-12G	200	n/a	n/a	20	20	20	n/a	20	n/a	n/a	

7/18/12 RS

- Thor 524 curve on pg. 74 RS 7/18/12 RS.

250µg/mL TBA:	5µg/mL Vol Std #12
07-05-12H	Exp:07-05-12K
Exp:07-12-12	Exp:07-12-12
1	1
2	2
3	3
4	4
5	5
6	6
7	7

7/18/12 RS

A-

Method 8260 Gases, 2,000 mg/L, 2 X 0.6 ml

120916-03

Lot # 180013 Storage ≤ -10 Degrees C Expiry 10/17/14

Solv: P/L Methanol

Method 8260 Gases

Lot #: 180013 - 29760

Rec: 10/24/11 MFR exp. 10/17/14

RS

7/18/12 RS

7/18/12 RS

B-

Hexachloroethane Solution, 1000 mg/L, 1 ml

020049-02

Lot # 176700 Storage ≤ -10 Degrees C Expiry 7/31/13

Solv: P/L Methanol

Hexachloroethane

Lot #: 176700 - 30724

Rec: 5/9/12 MFR exp. 07/31/13

RS

7/18/12 RS

7/18/12 RS

C-

Benzyl Chloride Solution, 1000 mg/L, 1 ml

020228-02

Lot # 176701 Storage ≤ -10 Degrees C Expiry 7/31/13

Solv: P/L Methanol

Benzyl Chloride

Lot #: 176701 - 31019

Rec: 6/19/12 MFR exp. 07/31/13

RS

7/18/12 RS

7/18/12 RS

D-

n-Hexane Solution, 1,000 mg/L, 1 ml

020620-02

Lot # 176773 Storage ≤ -10 Degrees C Expiry 7/30/16

Solv: P/L Methanol

n-Hexane Solution

Lot #: 176773 - 31024

Rec: 6/19/12 MFR exp. 07/30/16

RS

Heptane Solution, 1000 mg/L, 1 ml

Lot # 169174 Storage 5-10 Degrees C Expiry 2/18/14

Solv: P/T Methanol

Heptane Solution

Lot #: 169174 - 31039

Rec: 6/19/12 MFR exp. 02/18/14

VOC Mix 4-3, 2,000 mg/L, 1 ml

Lot # 185760 Storage ≤ 6 Degrees C Expiry 2/14/14

Solv: P/T Methanol

VOC Mix 4-3, 2000mg/L

Lot #: 185760 - 30739

Rec: 5/9/12 MFR exp. 02/14/14

Method 8260 Gases (Second Source), 2,000 mg/L, 1 X 0.6 ml

Lot # 187974 Storage ≤ -10 Degrees C Expiry 4/8/15

Solv: P/T Methanol

Method 8260 Gases (SS)

Lot #: 187974 - 31061

Rec: 6/19/12 MFR exp. 04/08/15

Supplier	ID #	ID	Conc. ug/ml	Lot #	Date Code	Exp. Date	ul
07-18-12H							
50ug/ml Vol Work Std #7							
Exp: 07/25/12							
Supplier	ID #	ID	Conc. ug/ml	Lot #	Date Code	Exp. Date	ul
02SI	120016-03	Gas Mix	2000	180013-29760	07-18-12A	07/25/12	100
02SI	020049-02	HEXACHLOROETHANE	1000	176700-30724	07-18-12B	08/08/12	200
02SI	020228-02	Benzyl Chloride	1000	176701-31019	07-18-12C	08/08/12	200
J&T Brand		Purge & Trap MeOH		K14E06-00640	07/18/12	10/08/12	3500
07-18-12I							
50ug/ml Vol Work Std #1							
Exp: 07/25/12							
Supplier	ID #	ID	ug/ml	Lot #	Code	Date	ul
02SI	020145-02-02	2-CEVE	2000	176770-29827	06-19-12D	08/08/12	50
J&T Brand		Purge & Trap MeOH		K14E06-00640	07/18/12	10/08/12	1950
07-18-12J							
50ug/ml Vol Work Std #8							
Exp: 07/25/12							
Supplier	ID #	ID	Conc. ug/ml	Lot #	Date Code	Exp. Date	ul
02SI	122039-02	Volatile Mix, 20-29	2000	180114-29786	06-19-12E	08/08/12	100
02SI	120023-03	VOC'S-54 COMP	2000	176392-29207	06-19-12F	08/08/12	100
02SI	020232-02	Vinyl Acetate	2000	189764-30727	06-19-12G	05/13/12	100
02SI	020620-02	n-Hexane	1000	176773-31024	07-18-12D	08/08/12	200
02SI	020546-02	Heptane	1000	169174-31039	07-18-12E	08/08/12	200
J&T Brand		Purge & Trap MeOH		K14E06-00640	07/18/12	10/08/12	3300
07-18-12K							
50ug/ml Vol Work Std #2							
Exp: 07/25/12							
Supplier	ID #	ID	ug/ml				
02SI	121020-05	HSL'S-Ketone Solution	2000	163375-27145	06-19-12J	08/08/12	100
J&T Brand		Purge & Trap MeOH		K14E06-00640	07/18/12	10/08/12	3900

074

GCMS STANDARD PREPARATION BOOK # _____ PAGE # _____

7/18/12
RS

		07-18-12L	Exp: 07/25/12				
		50ug/ml Vol Work Std #9	Lot		APPL Code	APPL Exp Date	ul
		SOURCES	Lot		APPL Code	APPL Exp Date	ul
		50ug/ml Vol Work Std #7	07-18-12H		07/25/12	200	
		50ug/ml Vol Work Std #8	07-18-12J		07/25/12	200	
		J&T Brand	06/18/12		10/08/12	1600	
		07-18-12M	Exp: 07/25/12				
		50ug/ml Vol Work Std #10	Lot		APPL Code	APPL Exp Date	ul
		SOURCES	Lot		APPL Code	APPL Exp Date	ul
		50ug/ml Vol Work Std #1	07-18-12I		07/25/12	200	
		J&T Brand	06/18/12		10/08/12	1800	
		07-18-12N	Exp: 07/25/12				
		50ug/ml Vol Work Std #12	Lot		APPL Code	APPL Exp Date	ul
		SOURCES	Lot		APPL Code	APPL Exp Date	ul
		50ug/ml Vol Work Std #2	07-18-12K		07/25/12	200	
		J&T Brand	06/18/12		10/08/12	1800	
07-18-12O		50ug/ml 8260 Surrogate		Conc.	Date	Exp	
Exp: 07/25/12		ug/ml		Lot #	Code	Date	ul
02SI		120002-01	8260B Surr Solution	2000	185763-30471	07-05-12B	08/08/12
J&T Brand		Purge & Trap MeOH		K14E06-00640		07/18/12	10/08/12
07-18-12P		Exp: 07/25/12					
5.0ug/ml 8260 Surrogate		Lot		APPL Code	APPL Exp Date	ul	
		50ug/ml 8260 Surrogate		07-18-12O	07/25/12	200	
J&T Brand		Purge & Trap MeOH		06/18/12	10/08/12	1800	
07-18-12Q		250ug/ml TBA/IBA/Acetonitrile/Cyclohexanone/Acrolein/2-P		Exp: 07/25/12			
Supplier		ID #	ID	Conc.	Date	Exp	
02SI		120166-01	Volatile Mix 4-3	2000	185760-30739	07-18-12F	08/08/12
02SI		020229-09	Acrolein	10000	191590-39077	06-19-12L	07/21/12
J&T Brand		Purge & Trap MeOH		K14E06-00640		07/18/12	10/08/12

7/18/12
RS

07-18-12R		50ug/ml VOC std#5		Exp: 07/25/12			
Supplier		ID #	ID	Conc.	Date	Exp	
02SI		120016-03-SS	8260 Gases (SS)	2000	187974-31061	07-18-12G	07/25/12
02SI		020145-02-02-SS	2-CEVE	2000	181404-30001	06-19-12N	08/08/12
J&T Brand		Purge & Trap MeOH		K14E06-00640		07/18/12	10/08/12
07-18-12S		50ug/ml VOC std#6		Exp: 07/25/12			
Supplier		ID #	ID	Conc.	Date	Exp	
02SI		120023-03-SS	VOC'S 54 COMP.	2000	176822-29269	06-19-12O	08/08/12
02SI		120296-01	Custom 8260 Solution	2000	185766-60426	06-19-12P	08/08/12
02SI		020232-02-SS	Vinyl Acetate (SS)	2000	189765-30729	05-08-12J	08/12/12
02SI		020620-02-SS	n-HEXANE	1000	179199-29616	05-15-12K	08/08/12
02SI		020049-02-SS	HEXACHLOROETHANE	1000	183795-30438	05-15-12L	08/08/12
02SI		020546-02-SS	Heptane (SS)	1000	185762-30448	05-15-12M	08/08/12
J&T Brand		Purge & Trap MeOH		K14E06-00640		07/18/12	10/08/12
07-18-12T		250ug/ml TBA/IBA/Acetonitrile/Cyclohexanone/Acrolein/2-P		Exp: 07/25/12			
Supplier		ID #	ID	Conc.	Date	Exp	
02SI		120166-01-SS	VOC Mix 4-3 (SS)	2000	163778-29840	06-19-12Q	08/08/12
02SI		020229-09-SS	Acrolein SOLUTION (SS)	10000	151591-30979	06-19-12R	07/21/12
J&T Brand		Purge & Trap MeOH		K14E06-00640		07/18/12	10/08/12

7/18/12
RS

Volatile Standard Curve Preparation for 10mL Purge (524 water)-THOR										
Date	Conc.	07/18/12			07/05/12E		07/05-12H		07-05-12N	
		50ug/ml Vol Std #9	50ug/ml Vol Std #12	50ug/ml Vol Std #7	50ug/ml Vol Std #8	50ug/ml Vol Std #2	250ug/ml TAPD	Final Vol		
Code	ug/L	Exp: 07-12-12	Exp: 07-12-12	Exp: 07-12-12	Exp: 07-12-12	Exp: 07-12-12	Exp: 07-12-12	Exp: 07-12-12	mL	
07-17-12A	0.2	2	2	n/a	n/a	n/a	n/a	2	50	
07-17-12B	0.5	5	5	n/a	n/a	n/a	n/a	5	50	
07-17-12C	1	10	10	n/a	n/a	n/a	n/a	10	50	
07-17-12D	2	20	20	n/a	n/a	n/a	n/a	20	50	
07-17-12E	5	n/a	n/a	5	5	5	5	25	50	
07-17-12F	10	n/a	n/a	10	10	10	10	35	50	
07-17-12G	40	n/a	n/a	40	40	40	40	170	50	
07-17-12H	100	n/a	n/a	100	100	100	100	40	50	

7/18/12
RS

Volatile Standard Curve Preparation		Expiration Date
07-18-12A	0.2	08/08/12
07-18-12B	0.5	08/08/12
07-18-12C	1	08/08/12
07-18-12D	2	08/08/12
07-18-12E	5	08/08/12
07-18-12F	10	08/08/12
07-18-12G	20	08/08/12
07-18-12H	40	08/08/12
07-18-12I	100	08/08/12

7/18/12
RS

Volatile Standard Curve Preparation		Expiration Date
07-18-12J	50	08/08/12
07-18-12K	100	08/08/12
07-18-12L	200	08/08/12
07-18-12M	500	08/08/12
07-18-12N	1000	08/08/12
07-18-12O	2000	08/08/12
07-18-12P	5000	08/08/12
07-18-12Q	10000	08/08/12

Volatile Standard Curve Preparation		Expiration Date
07-18-12R	250	08/08/12
07-18-12S	500	08/08/12
07-18-12T	1000	08/08/12
07-18-12U	2500	08/08/12
07-18-12V	5000	08/08/12
07-18-12W	10000	08/08/12
07-18-12X	25000	08/08/12
07-18-12Y	50000	08/08/12

07/19/12A						
2000ug/ml Gasoline						
Supplier	ID #	Conc.	ug/ml	Lot #	Date	APPL Exp.
Supelco	LB82077	Gasoline	20,000	LB82077-29979	01-26-12A	02/01/14 200
J&T Brand		Purge & Trap MeOH		K08E01-00640	07/18/12	08/02/13 1800

07/19/12B						
2000ug/ml Unleaded Gasoline						
Supplier	ID #	Conc.	ug/ml	Lot #	Date	APPL Exp.
Restek	30205	Unleaded Gasoline	50,000	A081012-29980	01-26-12B	02/01/14 80
J&T Brand		Purge & Trap MeOH		K08E01-00640	07/18/12	08/02/13 1920

Volatile Standard Curve Preparation for 10mL Purge (8260 water)-THOR

Code	Conc.	5ug/mL Vol Std #9	5ug/mL Surr	50ug/mL Vol Std #7	50ug/mL Vol Std #8	50ug/mL Surr	5ug/mL Vol Std #10	50ug/mL Vol Std #1	50ug/mL Vol Std #2	5ug/mL Vol Std #12
07-18-12L	0.3	3	6	n/a	n/a	n/a	3	n/a	n/a	3
07-18-12M	0.5	5	10	n/a	n/a	n/a	5	n/a	n/a	5
07-18-12N	1	10	20	n/a	n/a	n/a	10	n/a	n/a	10
07-18-12O	2	20	40	n/a	n/a	n/a	20	n/a	n/a	20
07-18-12P	5	n/a	n/a	5	5	10	n/a	5	5	n/a
07-18-12Q	10	n/a	n/a	10	10	25	n/a	10	10	n/a
07-18-12R	20	n/a	n/a	20	20	40	n/a	20	20	n/a
07-18-12S	40	n/a	n/a	40	40	80	n/a	40	40	n/a
07-18-12T	100	n/a	n/a	100	100	100	n/a	100	100	n/a

250ug/mL TAPD	Final Vol
07-18-12Q	w/P&T H2O
Exp:07-25-12	mL
3	50
5	50
10	50
15	50
20	50
25	50
30	50
35	50
40	50

Gasoline Curve Preparation for 100mL Purge (water)-THOR

Date	Conc.	50ug/mL Gasoline	Final Vol
Code	ug/L	Exp:01-03-13	mL
07-19-12L	20	1	100
07-19-12M	50	2.5	100
07-19-12N	100	5	100
07-19-12O	300	15	100
07-19-12P	600	30	100
07-19-12Q	800	40	100
07-19-12R	1000	50	100

Volatile Standard Curve Preparation for 5mL Purge (8260 soil)-SWEETPEA

Code	Conc.	5ug/mL Vol Std #9	5ug/mL Surr	50ug/mL Vol Std #7	50ug/mL Vol Std #8	50ug/mL Surr	5ug/mL Vol Std #10	50ug/mL Vol Std #1	5ug/mL Vol Std #2	50ug/mL Vol Std #12
07-18-12L	0.3	3	6	n/a	n/a	n/a	3	n/a	n/a	3
07-18-12M	0.5	5	10	n/a	n/a	n/a	5	n/a	n/a	5
07-18-12N	1	10	20	n/a	n/a	n/a	10	n/a	n/a	10
07-18-12O	2	20	40	n/a	n/a	n/a	20	n/a	n/a	20
07-18-12P	5	n/a	n/a	5	5	10	n/a	5	5	n/a
07-18-12Q	10	n/a	n/a	10	10	20	n/a	10	10	n/a
07-18-12R	20	n/a	n/a	20	20	40	n/a	20	20	n/a
07-18-12S	50	n/a	n/a	50	50	100	n/a	50	50	n/a
07-18-12T	100	n/a	n/a	100	100	200	n/a	100	100	n/a
07-18-12U	200	n/a	n/a	200	200	400	n/a	200	200	n/a

250ug/mL TBA	Final Vol
07-18-12Q	w/P&T H2O
Exp:07-25-12	mL
1	5
2	5
3	5
4	5
5	5
6	5
7	5

Volatile Standard Curve Preparation for 10mL Purge (8260 water)-NEO

Code	Conc.	5ug/mL Vol Std #9	5ug/mL Surr	50ug/mL Vol Std #7	50ug/mL Vol Std #8	50ug/mL Surr	5ug/mL Vol Std #10	50ug/mL Vol Std #1	5ug/mL Vol Std #2	50ug/mL Vol Std #12
07-23-12A	0.3	3	6	n/a	n/a	n/a	3	n/a	n/a	3
07-23-12B	0.5	5	10	n/a	n/a	n/a	5	n/a	n/a	5
07-23-12C	1	10	20	n/a	n/a	n/a	10	n/a	n/a	10
07-23-12D	2	20	40	n/a	n/a	n/a	20	n/a	n/a	20
07-23-12E	5	n/a	n/a	5	5	10	n/a	5	5	n/a
07-23-12F	10	n/a	n/a	10	10	25	n/a	10	10	n/a
07-23-12G	20	n/a	n/a	20	20	40	n/a	20	20	n/a
07-23-12H	40	n/a	n/a	40	40	80	n/a	40	40	n/a
07-23-12I	100	n/a	n/a	100	100	100	n/a	100	100	n/a
07-23-12J	200	n/a	n/a	200	200	125	n/a	200	200	n/a

250ug/mL TAPD	Final Vol
07-18-12Q	w/P&T H2O
Exp:07-25-12	mL
3	50
5	50
10	50
20	50
25	50
30	50
35	50
40	50
45	50

076

Neo 524

7/24/12
RS

07-24-12A	10ug/ml Neo-524 Internal Standard w/ Surrogate				Conc.	Date	Exp
02SI	122450-02	524 Fortification Sol	1000	176776-29295	06-07-12A	09/30/12	
J.T.Baker		Purge & Trap MeOH		K08E01-00645	07/20/12	7/24/12	

Volatile Standard Curve Preparation for 10mL Purge (524 water)-NEO

7/24/12
RS

Date	Conc.	Expiration Date: 07/25/12					
		5ug/mL Vol Std #9	5ug/mL Vol Std #12	50ug/mL Vol Std #7	50ug/mL Vol Std #8	50ug/mL Vol Std #2	250ug/mL Vol Std #1
07-24-12B	0.2	2	2	n/a	n/a	n/a	n/a
07-24-12C	0.5	5	5	n/a	n/a	n/a	n/a
07-24-12D	1	10	10	n/a	n/a	n/a	n/a
07-24-12E	2	20	20	n/a	n/a	n/a	n/a
07-24-12F	5	n/a	n/a	5	5	5	5
07-24-12G	10	n/a	n/a	10	10	10	10
07-24-12H	40	n/a	n/a	40	40	40	40

Volatile Standard Curve Preparation for 5mL Purge (8260 soil)-SWEETPEA

7/24/12
RS

Date	Conc.	Expiration Date: 07/25/12									
		5ug/mL Vol Std #9	5ug/mL Surr	50ug/mL Vol Std #7	50ug/mL Vol Std #8	50ug/mL Surr	5ug/mL Vol Std #10	50ug/mL Vol Std #1	5ug/mL Vol Std #2	50ug/mL Vol Std #3	50ug/mL Vol Std #4
07-24-12I	2	2	2	n/a	n/a	n/a	2	n/a	n/a	n/a	n/a
07-24-12J	5	5	5	n/a	n/a	n/a	5	n/a	n/a	n/a	n/a
07-24-12K	10	10	10	n/a	n/a	n/a	10	n/a	n/a	n/a	n/a
07-24-12L	20	20	20	n/a	n/a	n/a	20	n/a	n/a	n/a	n/a
07-24-12M	50	n/a	n/a	5	5	5	5	n/a	5	5	5
07-24-12N	100	n/a	n/a	10	10	10	10	n/a	10	10	10
07-24-12O	200	n/a	n/a	20	20	20	20	n/a	20	20	20

Gasoline Curve Preparation for 100mL Purge (water)-THOR

7/24/12
RS

Date	Conc.	Expiration Date: 07/25/12	
		50ug/mL Gasoline	Final Vol
07-24-12P	20	1	100
07-24-12Q	100	5	100
07-24-12R	300	15	100
07-24-12S	600	30	100
07-24-12T	800	40	100

Gasoline Curve Preparation for 100mL Purge (water)-THOR

7/25/12
RS

Date	Conc.	Expiration Date: 07/26/12	
		50ug/mL Gasoline	Final Vol
07-25-12A	20	1	100
07-25-12B	50	2.5	100
07-25-12C	100	5	100
07-25-12D	300	15	100
07-25-12E	600	30	100
07-25-12F	800	40	100
07-25-12G	1000	50	100

Custom VOC Mix, 16-4, 100 mg/L, 4 x 1 ml
 122725-03-4PAK
 Lot # 181120 Storage Exp 11/6/13
 Solv: P/T Methanol
 Custom VOC Mix 16-4
 Lot #: 181120 - 30032
 Rec: 11/16/11 MFR exp. 11/06/13

Injection Log

Directory: MATHOR\DATA\T120719

Line	Vial	FileName	Multiplier	SampleName	Misc Info	Injected
1	1	0719T01T.D	1	5ng- BFB STD 07-16-12B	2ul	07/19/2012 09:15
2	5	0719T05.D	1	0.3ug/L Vol Std 07-19-12	10ml w/5ul of IS&S: 06-7	07/19/2012 11:01
3	6	0719T06.D	1	0.5ug/L Vol Std 07-19-12	10ml w/5ul of IS&S: 06-7	07/19/2012 11:29
4	7	0719T07.D	1	1.0ug/L Vol Std 07-19-12	10ml w/5ul of IS&S: 06-7	07/19/2012 11:57
5	8	0719T08.D	1	2.0ug/L Vol Std 07-19-12	10ml w/5ul of IS&S: 06-7	07/19/2012 12:25
6	9	0719T09.D	1	5.0ug/L Vol Std 07-19-12	10ml w/5ul of IS&S: 06-7	07/19/2012 12:53
7	10	0719T10.D	1	10ug/L Vol Std 07-19-12	10ml w/5ul of IS&S: 06-7	07/19/2012 13:20
8	11	0719T11.D	1	20ug/L Vol Std 07-19-12	10ml w/5ul of IS&S: 06-7	07/19/2012 13:48
9	12	0719T12.D	1	40ug/L Vol Std 07-19-12	10ml w/5ul of IS&S: 06-7	07/19/2012 14:16
10	13	0719T13.D	1	100ug/L Vol Std 07-19-12	10ml w/5ul of IS&S: 06-7	07/19/2012 14:44
11	28	0719T28.D	1	5ng- BFB Std 07-16-12B	2uL	07/19/2012 21:40
12	31	0719T31.D	1	120719A LCS-1WT (SS)	10ml w/5ul of IS&S: 06-7	07/19/2012 23:03

Injection Log

Directory: MATHOR\DATA\T120725

Line	Vial	FileName	Multiplier	SampleName	Misc Info	Injected
1	26	0726T01.D	1	5-ng BFB Std 07-16-12B	2uL	07/26/2012 09:22
2	29	0726T04.D	1	10ug/L Vol Std 07-26-12	10ml w/5ul of IS&S: 06-7	07/26/2012 10:46
3	30	0726T05.D	1	120726A LCS-1WT	10ml w/5ul of IS&S: 06-7	07/26/2012 11:13
4	36	0726T11.D	1	120726A BLK-1WT	10ml w/5ul of IS&S: 06-7	07/26/2012 14:00
5	38	0726T13.D	1	AY65219W01	10ml w/5ul of IS&S: 06-7	07/26/2012 14:55
6	44	0726T19.D	1	AY65220W01	10ml w/5ul of IS&S: 06-7	07/26/2012 17:41

Injection Log

Directory: MATHOR\DATA\T120725

Line	Vial	FileName	Multiplier	SampleName	Misc Info	Injected
1	1	0725T01T.D	1	5ng- BFB STD 07-16-12B	2ul	07/25/2012 09:32
2	2	0725T03.D	1	VOC MIX MARKER	10ml w/5ul of IS&S: 06-7	07/25/2012 10:22
3	3	0725T04.D	1	20ug/L Vol Std 07-25-12	10ml w/5ul of IS&S: 06-7	07/25/2012 10:50
4	4	0725T05.D	1	50ug/L Vol Std 07-25-12	10ml w/5ul of IS&S: 06-7	07/25/2012 11:17
5	5	0725T06.D	1	100ug/L Vol Std 07-25-12	10ml w/5ul of IS&S: 06-7	07/25/2012 11:45
6	6	0725T07.D	1	300ug/L Vol Std 07-25-13	10ml w/5ul of IS&S: 06-7	07/25/2012 12:13
7	7	0725T08.D	1	600ug/L Vol Std 07-25-14	10ml w/5ul of IS&S: 06-7	07/25/2012 12:41
8	8	0725T09.D	1	800ug/L Vol Std 07-25-15	10ml w/5ul of IS&S: 06-7	07/25/2012 13:08
9	9	0725T10.D	1	1000ug/L Vol Std 07-25-16	10ml w/5ul of IS&S: 06-7	07/25/2012 13:36
10	14	0725T15.D	1	LCS gas 300ug/L (SS)	10ml w/5ul of IS&S: 06-7	07/25/2012 15:55
11	26	0726T01.D	1	5-ng BFB Std 07-16-12B	2uL	07/26/2012 09:22
12	31	0726T06.D	1	CCV gas 300ug/L	10ml w/5ul of IS&S: 06-7	07/26/2012 11:41
13	32	0726T07.D	1	LCS gas 300ug/L	10ml w/5ul of IS&S: 06-7	07/26/2012 12:09
14	36	0726T11.D	1	120726A BLK-1WT	10ml w/5ul of IS&S: 06-7	07/26/2012 14:00
15	38	0726T13.D	1	AY65219W01	10ml w/5ul of IS&S: 06-7	07/26/2012 14:55
16	44	0726T19.D	1	AY65220W01	10ml w/5ul of IS&S: 06-7	07/26/2012 17:41

METALS

APPL, INC.

METALS
QC Summary

APPL, INC.

METALS BLANK

APPL Inc.
908 North Temperance Avenue
Clovis, CA 93611

Method	Analyte	Result	LOQ	LOD	DL	Units	Prep Date	Analysis Date	QC Group
6020	LEAD (PB) (DISSOL	0.22 U	0.5	0.22	0.11	ug/L	07/30/12	07/30/12	#602D-120730A-AY65220

Laboratory Control Spike Recovery

METALS

APPL Inc.
908 North Temperance Avenue
Clovis, CA 93611

Method	Compound Name	Spike Level ug/L	SPK Result ug/L	SPK % Recovery	Recovery Limits	Extract Date	Analysis Date	QC Group
6020	LEAD (PB) (DISSOLVED)	50.0	54.6	109	80-120	07/30/12	07/30/12	#602D-120730A-AY65220

Comments:

Matrix Spike Recoveries

METALS

APPL ID: 120730W-65220 MS - 169505

APPL Inc.

Sample ID: AY65220

908 North Temperance Avenue

Client ID: ES088

Clovis, CA 93611

Method	Compound Name	Spike Lvl ug/L	Matrix Res ug/L	SPK Res ug/L	DUP Res ug/L	SPK % Recovery	DUP % Recovery	RPD	RPD Max	Recovery Limits	Extract Date-Spk	Analysis Date-Spk	Extract Date-Dup	Analysis Date-Dup	QC Group	QC Sample
6020	LEAD (PB) (DISSOLVE	50.0	0.60	56.7	56.0	112	111	1.2	20	80-120	07/30/12	07/30/12	07/30/12	07/30/12	169505	AY65220

Comments: _____

METALS
Sample Data

Metals Analysis

Environet, Inc.
650 Iwilei Rd, #204
Honolulu, HI 96817

Attn: Max Solmssen
Project: LTM Red Hill /1022-024

Sample ID: ES088
Sample Collection Date: 07/20/12

APPL Inc.
908 North Temperance Avenue
Clovis, CA 93611

ARF: 68284

APPL ID: AY65220

Method	Analyte	Result	LOQ	LOD	DL	Units	DF	Prep Date	Analysis Date
6020	LEAD (PB) (DISSOLVED)	0.60	0.5	0.22	0.11	ug/L	1	07/30/12	07/30/12

Sample QC Report

Data File: C:\ICPCHEM\1\DATA\12G30k00.B\038SMPL.D\038SMPL.D#
 Date Acquired: Jul 30 2012 02:34 pm
 Operator: NBS
 Sample Name: AY65220W08
 Misc Info: 120730A-3015
 Vial Number: 3111
 Current Method: C:\ICPCHEM\1\METHODS\62A0730A.M
 Calibration File: C:\ICPCHEM\1\CALIB\62A0730A.C
 Last Cal Update: Jul 30 2012 11:15 am
 Sample Type: Sample
 Prep Dil Factor: 1.11
 Total Dil Factor: 1.11

QC Elements

Element	Conc.	Corr. Conc.	RSD(%)	High Limit	Flag
7 (Li)	----- ug/l	#VALUE!	-----	0	
9 Be	0.01 ug/l	0.01	54.79	1000	
11 B	64.01 ug/l	71.12	1.48	1000	
23 Na	32280.00 ug/l	35863.08	0.60	25000	>Cal
24 Mg	9422.00 ug/l	10467.84	0.67	50000	
27 Al	11.36 ug/l	12.62	3.35	20000	
39 K	1935.00 ug/l	2149.79	0.03	20000	
44 Ca	12320.00 ug/l	13687.52	0.58	50000	
47 Ti	1.74 ug/l	1.93	11.85	1000	
51 V	0.27 ug/l	0.30	9.10	1000	
52 Cr	0.24 ug/l	0.27	5.21	1000	
55 Mn	694.30 ug/l	771.37	0.84	1000	
56 Fe	420.60 ug/l	467.29	0.32	20000	
59 Co	1.08 ug/l	1.20	1.86	1000	
60 Ni	1.43 ug/l	1.59	4.41	1000	
63 Cu	0.75 ug/l	0.83	0.29	1000	
65 Cu	0.75 ug/l	0.84	2.79	1000	
66 Zn	9.23 ug/l	10.26	2.29	1000	
75 As	0.09 ug/l	0.11	14.91	1000	
78 Se	0.04 ug/l	0.04	58.77	1000	
78 Se	0.34 ug/l	0.38	22.16	1000	
88 Sr	79.76 ug/l	88.61	0.96	1000	
88 Sr	79.27 ug/l	88.07	0.51	1000	
95 Mo	0.21 ug/l	0.23	5.96	1000	
106 (Cd)	----- ug/l	#VALUE!	-----	#####	
107 Ag	0.00 ug/l	0.00	244.51	500	
108 (Cd)	----- ug/l	#VALUE!	-----	#####	
111 Cd	0.13 ug/l	0.14	5.98	1000	
118 Sn	0.11 ug/l	0.12	12.24	#####	
118 Sn	0.13 ug/l	0.14	11.05	#####	
118 Sn	0.13 ug/l	0.14	10.54	1000	
121 Sb	0.11 ug/l	0.12	13.84	1000	
137 Ba	9.92 ug/l	11.02	1.10	1000	
205 Tl	0.09 ug/l	0.10	6.93	1000	
206 (Pb)	----- ug/l	#VALUE!	-----	#####	
207 (Pb)	----- ug/l	#VALUE!	-----	#####	
208 Pb	0.54 ug/l	0.60	0.32	1000	

ISTD Elements

Element	CPS Mean	RSD(%)	Ref Value	Rec(%)	QC Range(%)	Flag
6 Li	-52997.22	6.10	-58574.40	90.5	70 - 120	IS Fai
45 Sc	2563793.00	0.99	2785824.00	92.0	70 - 120	
45 Sc	368986.13	0.25	395513.41	93.3	70 - 120	
45 Sc	7785720.00	0.52	8489632.00	91.7	70 - 120	
72 Ge	634020.81	0.24	703318.88	90.1	70 - 120	
72 Ge	238599.33	2.30	262176.69	91.0	70 - 120	
72 Ge	1637281.90	0.98	1815062.40	90.2	70 - 120	
115 In	4598004.50	0.98	5132442.00	89.6	70 - 120	
115 In	2569346.00	0.60	2771271.30	92.7	70 - 120	
115 In	10752195.00	0.33	11756014.00	91.5	70 - 120	
159 Tb	14628012.00	0.34	15745004.00	92.9	70 - 120	
165 Ho	14210382.00	0.64	15341548.00	92.6	70 - 120	

ISTD Ref File : C:\ICPCHEM\1\DATA\12G30k00.B\004CALB.D\004CALB.D#

1 :Element Failures 0 :Max. Number of Failures Allowed
 1 :ISTD Failures 0 :Max. Number of ISTD Failures Allowed

Data Results:

Analytes: Fail
 ISTD: Fail

**METALS
Calibration Data**

APPL, INC.

INITIAL AND CONTINUING CALIBRATION VERIFICATION

Lab Name: A.P.P.L. INC.Contract: Environet, Inc.ARF No: 68284SDG: 68284Initial Calibration Source: CPIContinuing Calibration Source: Environmental ExpressAnalysis Date: 07/30/12Concentration Units: ug/L

Analyte	Initial Calibration			Continuing Calibration						M
	True	Found 11:18	%R(1)	True CCV1	Found 11:38	%R(1)	True CCV1	Found 12:24	%R(1)	
Lead (Pb)	100	100.9	101	50	52.58	105	50	52.28	105	P

A.P.P.L. INC.

2A

INITIAL AND CONTINUING CALIBRATION VERIFICATION

Lab Name: A.P.P.L. INC. Contract: Environet, Inc.

ARF No: 68284 SDG: 68284

Initial Calibration Source: CPI

Continuing Calibration Source: Environmental Express

Analysis Date: 07/30/12 Concentration Units: ug/L

Analyte	Initial Calibration			Continuing Calibration						M
	True	Found 11:18	%R(1)	True CCV1	Found 13:30	%R(1)	True CCV1	Found 15:07	%R(1)	
Lead (Pb)	100	100.9	101	50	53.26	107	50	53.19	106	P

A.P.P.L. INC.

3

BLANKS

Lab Name: A.P.P.L. INC.

Contract: Environet, Inc.

ARF No.: 68284

SDG: 68284

Preparation Blank Matrix (soil/water): water

Preparation Blank Concentration Units (ug/L or mg/kg): ug/L

Analysis Date: 07/30/12

Analyte	Initial Calibration Blank (ug/L) C	Continuing Calibration Blank (ug/L)						Preparation Blank C	M
		1 C	2 C	3 C	4 C	5 C	6 C		
	11:31	11:45	12:37	13:48			13:54		
Lead (Pb)	.50 U	.50 U	.50 U	.50 U	.50 U	.50 U	.50 U	P	

BLANKS

Lab Name: A.P.P.L. INC.

Contract: Environet, Inc.

ARF No.: 68284

SDG: 68284

Preparation Blank Matrix (soil/water): water

Preparation Blank Concentration Units (ug/L or mg/kg): ug/L

Analysis Date: 07/30/12

Analyte	Initial Calibration Blank (ug/L) C	Continuing Calibration Blank (ug/L)						Preparation Blank C	M
		1 C	2 C	3 C					
	11:31	15:20					13:54		
Lead (Pb)	.50 U	.50 U					.50 U	P	

ICP INTERFERENCE CHECK SAMPLE

Lab Name: A.P.P.L. INC.
 ARF No.: 68284
 ICP ID Number: Optimus

Contract: Environet, Inc.
 SDG: 68284
 ICS Source: Environmental Express

Analysis Date: 07/30/12

Concentration Units: ug/L

Analyte	True		Initial Found		
	Sol A	Sol AB	Sol A 12:04	Sol AB 12:11	%R(1)
Lead (Pb)		500	0.4437	427.5	85.5

(1) Control Limits: Metals 80-120

A.P.P.L. INC.
5B
POST DIGEST SPIKE SAMPLE RECOVERY

CLIENT SAMPLE NO.

ES088

Lab Name: A.P.P.L. INC.

Contract: Environet, Inc.

ARF No.: 68284

SDG: 68284

Analysis Date: 07/30/12

Concentration Units: ug/L

Analyte	Control Limit %R	Spiked Sample Result (SSR) C	Sample Result (SR) C	Spike Added (SA)	%R	Q	M
Lead (Pb)	75-125	248.307	0.595404	277.500	89.3		

Comments:

07/30/12 14:34 AY65220W08

07/30/12 14:54 AY65220W08-A

Sample QC Report

Data File: C:\ICPCHEM\1\DATA\12G30k00.B\041SMPL.D\041SMPL.D#
 Date Acquired: Jul 30 2012 02:54 pm
 Operator: NBS
 Sample Name: AY65220W08-A
 Misc Info: 120730A-3015
 Vial Number: 3202
 Current Method: C:\ICPCHEM\1\METHODS\62A0730A.M
 Calibration File: C:\ICPCHEM\1\CALIB\62A0730A.C
 Last Cal Update: Jul 30 2012 11:15 am
 Sample Type: Sample
 Prep Dil Factor: 1.11
 Total Dil Factor: 1.11

QC Elements

Element	Conc.	Corr. Conc.	RSD(%)	High Limit	Flag
7 (Li)	----- ug/l	#VALUE!	-----	0	
9 Be	44.75 ug/l	49.72	1.32	1000	
11 B	298.90 ug/l	332.08	1.24	1000	
23 Na	53590.00 ug/l	59538.49	0.45	25000	>Cal
24 Mg	31010.00 ug/l	34452.11	1.47	50000	
27 Al	1967.00 ug/l	2185.34	0.68	20000	
39 K	6314.00 ug/l	7014.85	0.53	20000	
44 Ca	36810.00 ug/l	40895.91	1.55	50000	
47 Ti	250.50 ug/l	278.31	1.23	1000	
51 V	242.70 ug/l	269.64	0.36	1000	
52 Cr	240.00 ug/l	266.64	0.50	1000	
55 Mn	889.60 ug/l	988.35	0.33	1000	
56 Fe	1320.00 ug/l	1466.52	0.36	20000	
59 Co	208.80 ug/l	231.98	1.12	1000	
60 Ni	227.50 ug/l	252.75	0.09	1000	
63 Cu	224.00 ug/l	248.86	0.28	1000	
65 Cu	224.20 ug/l	249.09	0.25	1000	
66 Zn	447.40 ug/l	497.06	0.44	1000	
75 As	229.90 ug/l	255.42	0.42	1000	
78 Se	215.60 ug/l	239.53	0.89	1000	
78 Se	221.30 ug/l	245.86	0.87	1000	
88 Sr	302.50 ug/l	336.08	0.61	1000	
88 Sr	316.70 ug/l	351.85	1.45	1000	
95 Mo	228.30 ug/l	253.64	0.65	1000	
106 (Cd)	----- ug/l	#VALUE!	-----	#####	
107 Ag	78.32 ug/l	87.01	10.53	500	
108 (Cd)	----- ug/l	#VALUE!	-----	#####	
111 Cd	46.59 ug/l	51.76	0.79	1000	
118 Sn	258.20 ug/l	286.86	0.62	#####	
118 Sn	255.80 ug/l	284.19	0.46	#####	
118 Sn	232.30 ug/l	258.09	0.73	1000	
121 Sb	236.50 ug/l	262.75	0.57	1000	
137 Ba	232.90 ug/l	258.75	0.84	1000	
205 Tl	229.90 ug/l	255.42	0.90	1000	
206 (Pb)	----- ug/l	#VALUE!	-----	#####	
207 (Pb)	----- ug/l	#VALUE!	-----	#####	
208 Pb	223.70 ug/l	248.53	0.50	1000	

ISTD Elements

Element	CPS Mean	RSD(%)	Ref Value	Rec(%)	QC Range(%)	Flag
6 Li	-52971.20	3.44	-58574.40	90.4	70 - 120	IS Fai
45 Sc	2574260.30	0.37	2785824.00	92.4	70 - 120	
45 Sc	372670.81	0.49	395513.41	94.2	70 - 120	
45 Sc	7613086.00	0.66	8489632.00	89.7	70 - 120	
72 Ge	626635.00	0.23	703318.88	89.1	70 - 120	
72 Ge	236533.67	0.99	262176.69	90.2	70 - 120	
72 Ge	1603724.00	0.63	1815062.40	88.4	70 - 120	
115 In	4574471.50	1.51	5132442.00	89.1	70 - 120	
115 In	2512816.80	0.13	2771271.30	90.7	70 - 120	
115 In	10501647.00	0.60	11756014.00	89.3	70 - 120	
159 Tb	14529252.00	0.41	15745004.00	92.3	70 - 120	
165 Ho	14035154.00	0.75	15341548.00	91.5	70 - 120	

ISTD Ref File : C:\ICPCHEM\1\DATA\12G30k00.B\004CALB.D\004CALB.D#

1 :Element Failures 0 :Max. Number of Failures Allowed
 1 :ISTD Failures 0 :Max. Number of ISTD Failures Allowed

Data Results:

Analytes: Fail
 ISTD: Fail

Calibration Blank QC Report

Data File: C:\ICPCHEM\1\DATA\12G30k00.B\004CAL
 Date Acquired: Jul 30 2012 10:45 am
 Operator: NBS
 Sample Name: Calibration Blank
 Misc Info:
 Vial Number: 1102
 Current Method: C:\ICPCHEM\1\METHODS\62A0730A.M
 Calibration File: C:\ICPCHEM\1\CALIB\62A0730A.C
 Last Cal Update: Jul 30 2012 10:42 am
 Sample Type: CalBlk
 Total Dil Factor: 1.00

QC&ISTD Elements

Element	CPS Mean	SD	RSD(%)
6 Li	-58574.40 A	3422.00	5.84
7 (Li)	5012730.00 A	35270.00	0.70
9 Be	96.67 P	10.00	10.34
11 B	12723.57 P	69.21	0.54
23 Na	46465.33 P	355.70	0.77
24 Mg	271.12 P	25.02	9.23
27 Al	117.79 P	51.90	44.06
39 K	36141.68 P	916.70	2.54
44 Ca	159.08 P	8.41	5.29
45 Sc	2785824.00 A	10220.00	0.37
45 Sc	395513.41 A	1027.00	0.26
45 Sc	8489632.00 A	117700.00	1.39
47 Ti	1.33 P	0.00	0.00
51 V	44.89 P	6.30	14.04
52 Cr	929.82 P	55.82	6.00
55 Mn	370.68 P	5.81	1.57
56 Fe	3956.14 P	93.07	2.35
59 Co	106.22 P	13.88	13.07
60 Ni	258.67 P	27.55	10.65
63 Cu	222.67 P	4.81	2.16
65 Cu	118.22 P	8.88	7.51
66 Zn	208.89 P	23.86	11.42
72 Ge	703318.88 A	2738.00	0.39
72 Ge	262176.69 A	3668.00	1.40
72 Ge	1815062.00 A	14780.00	0.81
75 As	24.44 P	3.42	14.00
78 Se	19.00 P	2.96	15.60
78 Se	140.11 P	1.95	1.39
88 Sr	135.56 P	19.53	14.41
88 Sr	633.37 P	77.97	12.31
95 Mo	90.00 P	27.28	30.31
106 (Cd)	2.22 P	1.93	86.62
107 Ag	173.34 P	52.39	30.22
108 (Cd)	15.56 P	5.09	32.73
111 Cd	6.00 P	10.35	172.43
115 In	5132442.00 A	12690.00	0.25
115 In	2771271.00 A	36300.00	1.31
115 In	11756010.00 A	39820.00	0.34
118 Sn	193.34 P	43.34	22.42
118 Sn	108.89 P	13.47	12.37
118 Sn	433.36 P	49.11	11.33
121 Sb	144.45 P	29.12	20.16
137 Ba	54.45 P	10.18	18.70
159 Tb	15745000.00 A	19860.00	0.13
165 Ho	15341550.00 A	56310.00	0.37
205 Tl	230.01 P	14.53	6.32
206 (Pb)	386.69 P	14.53	3.76
207 (Pb)	356.69 P	29.63	8.31
208 Pb	1555.65 P	44.39	2.85

Calibration Standard QC Report

Data File: C:\ICPCHEM\1\DATA\12G30k00.B\005CALB.D\005CALB.D#
 Date Acquired: Jul 30 2012 10:51 am
 Operator: NBS
 Sample Name: 120730 Standard 1
 Misc Info:
 Vial Number: 1103
 Current Method: C:\ICPCHEM\1\METHODS\62A0730A.M
 Calibration File: C:\ICPCHEM\1\CALIB\62A0730A.C
 Last Cal Update: Jul 30 2012 10:48 am
 Sample Type: CalStd
 Total Dil Factor: 1.00

QC&ISTD Elements

Element	CPS Mean	SD	RSD(%)	Cal Coef
6 Li	-53385.30 A	2945.00	5.52	0.0000
7 (Li)	5220669.00 A	45060.00	0.86	0.0000
9 Be	507.80 P	30.97	6.10	0.0000
11 B	15230.42 P	209.70	1.38	0.0000
23 Na	45639.32 P	619.10	1.36	0.0000
24 Mg	1377.89 P	16.44	1.19	0.0000
27 Al	340.02 P	26.46	7.78	0.0000
39 K	37908.13 P	649.10	1.71	0.0000
44 Ca	294.56 P	17.24	5.85	0.0000
45 Sc	2787915.00 A	25300.00	0.91	0.0000
45 Sc	391933.19 A	6215.00	1.59	0.0000
45 Sc	8560416.00 A	30700.00	0.36	0.0000
47 Ti	13.33 P	5.81	43.59	0.0000
51 V	411.57 P	9.46	2.30	0.0000
52 Cr	1284.07 P	32.74	2.55	0.0000
55 Mn	596.91 P	14.63	2.45	0.0000
56 Fe	10701.37 P	179.80	1.68	0.0000
59 Co	591.58 P	18.10	3.06	0.0000
60 Ni	407.57 P	6.84	1.68	0.0000
63 Cu	788.48 P	6.71	0.85	0.0000
65 Cu	363.12 P	32.56	8.97	0.0000
66 Zn	352.45 P	32.12	9.11	0.0000
72 Ge	709196.38 A	3260.00	0.46	0.0000
72 Ge	258991.41 A	7009.00	2.71	0.0000
72 Ge	1851851.00 A	12350.00	0.67	0.0000
75 As	86.33 P	1.67	1.93	0.0000
78 Se	43.67 P	4.37	10.01	0.0000
78 Se	140.11 P	4.54	3.24	0.0000
88 Sr	585.59 P	39.49	6.74	0.0000
88 Sr	4431.96 P	106.30	2.40	0.0000
95 Mo	672.26 P	80.65	12.00	0.0000
106 (Cd)	37.78 P	8.39	22.21	0.0000
107 Ag	1061.19 P	28.35	2.67	0.0000
108 (Cd)	28.89 P	10.18	35.24	0.0000
111 Cd	384.81 P	43.92	11.41	0.0000
115 In	5091351.00 A	31460.00	0.62	0.0000
115 In	2720113.00 A	13560.00	0.50	0.0000
115 In	11723560.00 A	57120.00	0.49	0.0000
118 Sn	844.50 P	20.09	2.38	0.0000
118 Sn	524.47 P	22.20	4.23	0.0000
118 Sn	1841.30 P	100.30	5.45	0.0000
121 Sb	1995.77 P	27.97	1.40	0.0000
137 Ba	634.48 P	41.68	6.57	0.0000
159 Tb	15723850.00 A	99360.00	0.63	0.0000
165 Ho	15312380.00 A	141300.00	0.92	0.0000
205 Tl	3073.81 P	124.90	4.06	0.0000
206 (Pb)	1166.77 P	48.42	4.15	0.0000
207 (Pb)	1070.08 P	110.20	10.30	0.0000
208 Pb	4749.40 P	99.14	2.09	0.0000

ISTD Elements

Element	CPS Mean	RSD(%)	Ref Value	Rec(%)	QC Range(%)	Flag
6 Li	-53385.30	5.52	-58574.40	91.1	70 -	120 IS Fail
45 Sc	2787915.50	0.91	2785824.00	100.1	70 -	120
45 Sc	391933.22	1.59	395513.41	99.1	70 -	120
45 Sc	8560416.00	0.36	8489632.00	100.8	70 -	120
72 Ge	709196.38	0.46	703318.88	100.8	70 -	120
72 Ge	258991.38	2.71	262176.69	98.8	70 -	120
72 Ge	1851850.80	0.67	1815062.40	102.0	70 -	120
115 In	5091351.50	0.62	5132442.00	99.2	70 -	120
115 In	2720113.00	0.50	2771271.30	98.2	70 -	120
115 In	11723563.00	0.49	11756014.00	99.7	70 -	120
159 Tb	15723846.00	0.63	15745004.00	99.9	70 -	120
165 Ho	15312384.00	0.92	15341548.00	99.8	70 -	120

ISTD Ref File : C:\ICPCHEM\1\DATA\12G30k00.B\004CALB.D\004CALB.D#

--- :Element Failures --- :Max. Number of Failures Allowed
 1 :ISTD Failures 0 :Max. Number of ISTD Failures Allowed

Data Results:

Analytes: Pass
 ISTD: Fail

Calibration Standard QC Report

Data File: C:\ICPCHEM\1\DATA\12G30k00.B\006CAL.S.D\006CAL.S.D#
 Date Acquired: Jul 30 2012 10:58 am
 Operator: NBS
 Sample Name: 120730 Standard 2
 Misc Info:
 Vial Number: 1104
 Current Method: C:\ICPCHEM\1\METHODS\62A0730A.M
 Calibration File: C:\ICPCHEM\1\CALIB\62A0730A.C
 Last Cal Update: Jul 30 2012 10:55 am
 Sample Type: CalStd
 Total Dil Factor: 1.00

QC&ISTD Elements

Element	CPS Mean	SD	RSD(%)	Cal Coef
6 Li	-54319.96 A	4395.00	8.09	0.0000
7 (Li)	5263910.00 A	26230.00	0.50	1.0000
9 Be	4700.88 P	99.44	2.12	1.0000
11 B	17255.92 P	184.90	1.07	1.0000
23 Na	54631.85 P	296.30	0.54	-1.0000
24 Mg	10761.99 P	229.00	2.13	1.0000
27 Al	2051.33 P	141.50	6.90	1.0000
39 K	43678.57 P	686.30	1.57	1.0000
44 Ca	862.73 P	29.15	3.38	1.0000
45 Sc	2804012.00 A	36970.00	1.32	0.0000
45 Sc	395467.41 A	3132.00	0.79	0.0000
45 Sc	8619782.00 A	12600.00	0.15	0.0000
47 Ti	98.67 P	4.81	4.87	1.0000
51 V	2684.73 P	45.94	1.71	1.0000
52 Cr	3931.25 P	53.28	1.36	1.0000
55 Mn	2546.93 P	59.08	2.32	1.0000
56 Fe	61570.19 P	651.50	1.06	1.0000
59 Co	4518.98 P	80.04	1.77	1.0000
60 Ni	1400.98 P	14.69	1.05	1.0000
63 Cu	3399.56 P	160.10	4.71	1.0000
65 Cu	1620.56 P	34.32	2.12	1.0000
66 Zn	927.15 P	46.04	4.97	1.0000
72 Ge	711525.13 A	13800.00	1.94	0.0000
72 Ge	257072.41 A	3421.00	1.33	0.0000
72 Ge	1862199.00 A	4540.00	0.24	0.0000
75 As	530.12 P	13.59	2.56	1.0000
78 Se	241.00 P	7.84	3.25	1.0000
78 Se	200.67 P	5.18	2.58	1.0000
88 Sr	4340.81 P	187.80	4.33	1.0000
88 Sr	33428.90 P	170.60	0.51	1.0000
95 Mo	6090.39 P	262.70	4.31	1.0000
106 (Cd)	320.01 P	31.80	9.94	1.0000
107 Ag	8087.05 P	60.08	0.74	1.0000
108 (Cd)	253.34 P	3.33	1.32	1.0000
111 Cd	3455.47 P	150.20	4.35	1.0000
115 In	5130986.00 A	51620.00	1.01	0.0000
115 In	2739517.00 A	17840.00	0.65	0.0000
115 In	11834320.00 A	88380.00	0.75	0.0000
118 Sn	4370.85 P	38.45	0.88	1.0000
118 Sn	2528.10 P	185.50	7.34	1.0000
118 Sn	10080.66 P	217.20	2.15	1.0000
121 Sb	13651.56 P	356.00	2.61	1.0000
137 Ba	4858.82 P	147.00	3.03	1.0000
159 Tb	15725640.00 A	98610.00	0.63	0.0000
165 Ho	15323270.00 A	73650.00	0.48	0.0000
205 Tl	28974.62 P	420.20	1.45	1.0000
206 (Pb)	9967.42 P	66.94	0.67	1.0000
207 (Pb)	8583.11 P	98.24	1.14	1.0000
208 Pb	39427.61 P	251.90	0.64	1.0000

ISTD Elements

Element	CPS Mean	RSD(%)	Ref Value	Rec(%)	QC Range(%)	Flag
6 Li	-54319.97	8.09	-58574.40	92.7	70 -	120 IS Fail
45 Sc	2804011.50	1.32	2785824.00	100.7	70 -	120
45 Sc	395467.38	0.79	395513.41	100.0	70 -	120
45 Sc	8619782.00	0.15	8489632.00	101.5	70 -	120
72 Ge	711525.13	1.94	703318.88	101.2	70 -	120
72 Ge	257072.39	1.33	262176.69	98.1	70 -	120
72 Ge	1862199.10	0.24	1815062.40	102.6	70 -	120
115 In	5130986.50	1.01	5132442.00	100.0	70 -	120
115 In	2739516.50	0.65	2771271.30	98.9	70 -	120
115 In	11834323.00	0.75	11756014.00	100.7	70 -	120
159 Tb	15725636.00	0.63	15745004.00	99.9	70 -	120
165 Ho	15323269.00	0.48	15341548.00	99.9	70 -	120

ISTD Ref File : C:\ICPCHEM\1\DATA\12G30k00.B\004CALB.D\004CALB.D#

--- :Element Failures --- :Max. Number of Failures Allowed
 1 :ISTD Failures 0 :Max. Number of ISTD Failures Allowed

Data Results:

Analytes: Pass
 ISTD: Fail

Calibration Standard QC Report

Data File: C:\ICPCHEM\1\DATA\12G30k00.B\007CALG.D\007CALG.D#
 Date Acquired: Jul 30 2012 11:05 am
 Operator: NBS
 Sample Name: 120730 Standard 3
 Misc Info:
 Vial Number: 1105
 Current Method: C:\ICPCHEM\1\METHODS\62A0730A.M
 Calibration File: C:\ICPCHEM\1\CALIB\62A0730A.C
 Last Cal Update: Jul 30 2012 11:02 am
 Sample Type: CalStd
 Total Dil Factor: 1.00

QC&ISTD Elements

Element	CPS Mean	SD	RSD(%)	Cal Coef
6 Li	-58313.86 A	2106.00	3.61	0.0000
7 (Li)	5270673.00 A	27080.00	0.51	0.7006
9 Be	228051.30 P	1245.00	0.55	1.0000
11 B	150823.50 P	299.60	0.20	0.8782
23 Na	541414.88 P	3587.00	0.66	0.9912
24 Mg	524473.69 P	3262.00	0.62	1.0000
27 Al	90970.77 P	581.10	0.64	0.9999
39 K	329043.81 P	1875.00	0.57	0.9828
44 Ca	36330.90 P	295.30	0.81	0.9955
45 Sc	2776465.00 A	12370.00	0.45	0.0000
45 Sc	390334.59 A	5974.00	1.53	0.0000
45 Sc	8614041.00 A	108100.00	1.25	0.0000
47 Ti	4717.71 P	132.80	2.81	0.9997
51 V	127914.70 P	369.70	0.29	0.9992
52 Cr	150110.00 P	1193.00	0.79	0.9998
55 Mn	107878.40 P	1724.00	1.60	1.0000
56 Fe	2523166.00 A	22860.00	0.91	0.9998
59 Co	216461.09 P	2249.00	1.04	0.9999
60 Ni	54351.60 P	423.60	0.78	0.9995
63 Cu	145367.59 P	1072.00	0.74	0.9969
65 Cu	70730.04 P	641.60	0.91	0.9980
66 Zn	30544.67 P	267.60	0.88	0.9945
72 Ge	703925.50 A	10080.00	1.43	0.0000
72 Ge	262845.50 A	981.60	0.37	0.0000
72 Ge	1842828.00 A	27090.00	1.47	0.0000
75 As	24011.61 P	52.28	0.22	0.9997
78 Se	10355.27 P	83.27	0.80	0.9999
78 Se	2691.37 P	4.34	0.16	0.9985
88 Sr	203131.41 P	1120.00	0.55	1.0000
88 Sr	1464568.00 A	16480.00	1.13	0.9999
95 Mo	295924.09 P	2975.00	1.01	1.0000
106 (Cd)	15099.62 P	398.00	2.64	0.9999
107 Ag	384451.00 P	2466.00	0.64	0.9999
108 (Cd)	11201.48 P	194.80	1.74	0.9992
111 Cd	164827.30 P	1311.00	0.80	0.9999
115 In	5067691.00 A	48870.00	0.96	0.0000
115 In	2721660.00 A	15280.00	0.56	0.0000
115 In	11846000.00 A	54610.00	0.46	0.0000
118 Sn	190091.91 P	3194.00	1.68	0.9984
118 Sn	110958.40 P	363.60	0.33	0.9974
118 Sn	458259.09 P	1592.00	0.35	0.9989
121 Sb	656987.19 P	1506.00	0.23	0.9993
137 Ba	241380.41 P	3130.00	1.30	0.9998
159 Tb	15849340.00 A	74410.00	0.47	0.0000
165 Ho	15483980.00 A	118200.00	0.76	0.0000
205 Tl	1277438.00 A	8546.00	0.67	1.0000
206 (Pb)	481405.59 P	4715.00	0.98	0.9998
207 (Pb)	403490.31 P	2359.00	0.58	0.9999
208 Pb	1886737.00 P	10850.00	0.58	0.9999

ISTD Elements

Element	CPS Mean	RSD(%)	Ref Value	Rec(%)	QC Range(%)	Flag
6 Li	-58313.87	3.61	-58574.40	99.6	70 -	120 IS Fail
45 Sc	2776465.00	0.45	2785824.00	99.7	70 -	120
45 Sc	390334.59	1.53	395513.41	98.7	70 -	120
45 Sc	8614041.00	1.25	8489632.00	101.5	70 -	120
72 Ge	703925.44	1.43	703318.88	100.1	70 -	120
72 Ge	262845.47	0.37	262176.69	100.3	70 -	120
72 Ge	1842828.30	1.47	1815062.40	101.5	70 -	120
115 In	5067691.50	0.96	5132442.00	98.7	70 -	120
115 In	2721660.50	0.56	2771271.30	98.2	70 -	120
115 In	11845998.00	0.46	11756014.00	100.8	70 -	120
159 Tb	15849345.00	0.47	15745004.00	100.7	70 -	120
165 Ho	15483980.00	0.76	15341548.00	100.9	70 -	120

ISTD Ref File : C:\ICPCHEM\1\DATA\12G30k00.B\004CALB.D\004CALB.D#

--- :Element Failures --- :Max. Number of Failures Allowed
 1 :ISTD Failures 0 :Max. Number of ISTD Failures Allowed

Data Results:

Analytes: Pass
 ISTD: Fail

Calibration Standard QC Report

Data File: C:\ICPCHEM\1\DATA\12G30k00.B\008CALB.D\008CALB.D#
 Date Acquired: Jul 30 2012 11:11 am
 Operator: NBS
 Sample Name: 120730 Standard 4
 Misc Info:
 Vial Number: 1106
 Current Method: C:\ICPCHEM\1\METHODS\62A0730A.M
 Calibration File: C:\ICPCHEM\1\CALIB\62A0730A.C
 Last Cal Update: Jul 30 2012 11:08 am
 Sample Type: CalStd
 Total Dil Factor: 1.00

QC&ISTD Elements

Element	CPS Mean	SD	RSD(%)	Cal Coef
6 Li	-48464.45 A	4183.00	8.63	0.0000
7 (Li)	5179757.00 A	40020.00	0.77	0.4429
9 Be	457152.59 P	2431.00	0.53	1.0000
11 B	289740.09 P	3041.00	1.05	0.9999
23 Na	1026032.00 A	14950.00	1.46	1.0000
24 Mg	1001093.00 A	12860.00	1.28	1.0000
27 Al	182670.91 P	868.50	0.48	1.0000
39 K	618221.31 P	1259.00	0.20	1.0000
44 Ca	72668.17 P	300.20	0.41	1.0000
45 Sc	2781877.00 A	30750.00	1.11	0.0000
45 Sc	387784.50 A	1503.00	0.39	0.0000
45 Sc	8562247.00 A	44640.00	0.52	0.0000
47 Ti	9297.71 P	40.70	0.44	1.0000
51 V	255696.41 P	1335.00	0.52	1.0000
52 Cr	294965.09 P	2616.00	0.89	1.0000
55 Mn	213799.00 P	2398.00	1.12	1.0000
56 Fe	4871326.00 A	58620.00	1.20	1.0000
59 Co	427635.69 P	4503.00	1.05	1.0000
60 Ni	106965.90 P	1195.00	1.12	1.0000
63 Cu	289522.19 P	2567.00	0.89	1.0000
65 Cu	140960.91 P	1135.00	0.81	1.0000
66 Zn	59859.09 P	130.10	0.22	1.0000
72 Ge	720840.88 A	14050.00	1.95	0.0000
72 Ge	258005.20 A	3471.00	1.35	0.0000
72 Ge	1825173.00 A	4815.00	0.26	0.0000
75 As	47936.04 P	350.00	0.73	1.0000
78 Se	20824.85 P	114.20	0.55	1.0000
78 Se	5174.16 P	43.04	0.83	1.0000
88 Sr	402906.81 P	1589.00	0.39	1.0000
88 Sr	2868761.00 A	12840.00	0.45	1.0000
95 Mo	590211.50 P	1537.00	0.26	1.0000
106 (Cd)	30069.39 P	324.80	1.08	1.0000
107 Ag	765514.31 P	2939.00	0.38	1.0000
108 (Cd)	22376.17 P	154.00	0.69	1.0000
111 Cd	329890.31 P	2036.00	0.62	1.0000
115 In	5053971.00 A	97150.00	1.92	0.0000
115 In	2702437.00 A	25420.00	0.94	0.0000
115 In	11694990.00 A	53400.00	0.46	0.0000
118 Sn	387528.41 P	3646.00	0.94	1.0000
118 Sn	221214.00 P	1808.00	0.82	1.0000
118 Sn	919478.31 P	7260.00	0.79	1.0000
121 Sb	1194712.00 A	8325.00	0.70	1.0000
137 Ba	479582.31 P	3311.00	0.69	1.0000
159 Tb	15761570.00 A	221800.00	1.41	0.0000
165 Ho	15411020.00 A	130500.00	0.85	0.0000
205 Tl	2499670.00 A	5139.00	0.21	1.0000
206 (Pb)	954805.81 P	1609.00	0.17	1.0000
207 (Pb)	803558.19 P	3990.00	0.50	1.0000
208 Pb	3542529.00 A	24170.00	0.68	1.0000

ISTD Elements

Element	CPS Mean	RSD(%)	Ref Value	Rec(%)	QC Range(%)	Flag
6 Li	-48464.46	8.63	-58574.40	82.7	70 -	120 IS Fail
45 Sc	2781876.80	1.11	2785824.00	99.9	70 -	120
45 Sc	387784.47	0.39	395513.41	98.0	70 -	120
45 Sc	8562247.00	0.52	8489632.00	100.9	70 -	120
72 Ge	720840.94	1.95	703318.88	102.5	70 -	120
72 Ge	258005.25	1.35	262176.69	98.4	70 -	120
72 Ge	1825172.80	0.26	1815062.40	100.6	70 -	120
115 In	5053971.50	1.92	5132442.00	98.5	70 -	120
115 In	2702437.50	0.94	2771271.30	97.5	70 -	120
115 In	11694988.00	0.46	11756014.00	99.5	70 -	120
159 Tb	15761566.00	1.41	15745004.00	100.1	70 -	120
165 Ho	15411025.00	0.85	15341548.00	100.5	70 -	120

ISTD Ref File : C:\ICPCHEM\1\DATA\12G30k00.B\004CALB.D\004CALB.D#

--- :Element Failures --- :Max. Number of Failures Allowed
 1 :ISTD Failures 0 :Max. Number of ISTD Failures Allowed

Data Results:

Analytes: Pass
 ISTD: Fail

QCS QC Report

Data File: C:\ICPCHEM\1\DATA\12G30k00.B\009_QCS.D\009_QCS.D#
 Date Acquired: Jul 30 2012 11:18 am
 Operator: NBS
 Sample Name: ICV 120730
 Misc Info:
 Vial Number: 1107
 Current Method: C:\ICPCHEM\1\METHODS\62A0730A.M
 Calibration File: C:\ICPCHEM\1\CALIB\62A0730A.C
 Last Cal Update: Jul 30 2012 11:15 am
 Sample Type: QCS
 Total Dil Factor: 1.00

QC Elements

Element	Conc.	RSD(%)	Expected	QC Range(%)	Flag
7 (Li)	----- ug/l	-----	100.00	90 - 110	
9 Be	100.60 ug/l	0.60	100.00	90 - 110	
11 B	100.20 ug/l	0.77	100.00	90 - 110	
23 Na	2448.00 ug/l	1.11	2500.00	90 - 110	
24 Mg	2548.00 ug/l	0.92	2500.00	90 - 110	
27 Al	2463.00 ug/l	0.37	2500.00	90 - 110	
39 K	2502.00 ug/l	0.74	2500.00	90 - 110	
44 Ca	2423.00 ug/l	1.45	2500.00	90 - 110	
47 Ti	96.61 ug/l	1.16	100.00	90 - 110	
51 V	102.20 ug/l	0.26	100.00	90 - 110	
52 Cr	102.40 ug/l	0.62	100.00	90 - 110	
55 Mn	102.50 ug/l	0.72	100.00	90 - 110	
56 Fe	2459.00 ug/l	0.49	2500.00	90 - 110	
59 Co	100.50 ug/l	0.43	100.00	90 - 110	
60 Ni	102.10 ug/l	0.67	100.00	90 - 110	
63 Cu	99.90 ug/l	1.13	100.00	90 - 110	
65 Cu	99.72 ug/l	0.83	100.00	90 - 110	
66 Zn	100.50 ug/l	1.05	100.00	90 - 110	
75 As	98.82 ug/l	0.47	100.00	90 - 110	
78 Se	100.40 ug/l	0.66	100.00	90 - 110	
78 Se	99.93 ug/l	1.01	100.00	90 - 110	
88 Sr	98.22 ug/l	1.13	100.00	90 - 110	
88 Sr	98.20 ug/l	0.69	100.00	90 - 110	
95 Mo	98.76 ug/l	0.67	100.00	90 - 110	
106 (Cd)	----- ug/l	-----	100.00	90 - 110	
107 Ag	50.00 ug/l	0.69	50.00	90 - 110	
108 (Cd)	----- ug/l	-----	100.00	90 - 110	
111 Cd	99.46 ug/l	0.82	100.00	90 - 110	
118 Sn	52.11 ug/l	12.03	50.00	90 - 110	
118 Sn	49.97 ug/l	2.11	50.00	90 - 110	
118 Sn	49.25 ug/l	2.39	50.00	90 - 110	
121 Sb	99.86 ug/l	0.92	100.00	90 - 110	
137 Ba	97.77 ug/l	0.14	100.00	90 - 110	
205 Tl	99.56 ug/l	0.27	100.00	90 - 110	
206 (Pb)	----- ug/l	-----	100.00	90 - 110	
207 (Pb)	----- ug/l	-----	100.00	90 - 110	
208 Pb	100.90 ug/l	0.55	100.00	90 - 110	

ISTD Elements

Element	CPS Mean	RSD(%)	Ref Value	Rec(%)	QC Range(%)	Flag
6 Li	-52926.22	4.78	-58574.40	90.4	70 - 120	IS Fail
45 Sc	2764064.30	0.78	2785824.00	99.2	70 - 120	
45 Sc	384039.38	0.61	395513.41	97.1	70 - 120	
45 Sc	8556452.00	0.63	8489632.00	100.8	70 - 120	
72 Ge	717645.63	0.74	703318.88	102.0	70 - 120	
72 Ge	261098.16	0.25	262176.69	99.6	70 - 120	
72 Ge	1829417.30	0.51	1815062.40	100.8	70 - 120	
115 In	5070432.50	1.09	5132442.00	98.8	70 - 120	
115 In	2698854.00	0.65	2771271.30	97.4	70 - 120	
115 In	11715721.00	0.14	11756014.00	99.7	70 - 120	
159 Tb	15628168.00	0.51	15745004.00	99.3	70 - 120	
165 Ho	15172297.00	0.51	15341548.00	98.9	70 - 120	

ISTD Ref File : C:\ICPCHEM\1\DATA\12G30k00.B\004CALB.D\004CALB.D#

0 :Element Failures 0 :Max. Number of Failures Allowed
 1 :ISTD Failures 0 :Max. Number of ISTD Failures Allowed

Data Results:

Analytes: Pass
 ISTD: Fail

CCB QC Report

Data File: C:\ICPCHEM\1\DATA\12G30k00.B\011_CCB.D\011_CCB.D#
 Date Acquired: Jul 30 2012 11:31 am
 Operator: NBS
 Sample Name: ICB 120730
 Misc Info:
 Vial Number: 1102
 Current Method: C:\ICPCHEM\1\METHODS\62A0730A.M
 Calibration File: C:\ICPCHEM\1\CALIB\62A0730A.C
 Last Cal Update: Jul 30 2012 11:15 am
 Sample Type: CCB
 Total Dil Factor: 1.00

QC Elements

Element	Conc.	RSD(%)	High Limit	Flag
7 (Li)	----- ug/l	-----	#####	
9 Be	0.00 ug/l	200.64	0.12	
11 B	0.28 ug/l	43.37	15.00	
23 Na	0.75 ug/l	159.31	77.10	
24 Mg	-0.14 ug/l	69.55	7.50	
27 Al	0.03 ug/l	961.93	3.96	
39 K	4.47 ug/l	65.71	19.20	
44 Ca	-0.82 ug/l	363.09	90.00	
47 Ti	0.01 ug/l	225.33	0.78	
51 V	0.01 ug/l	71.65	0.21	
52 Cr	-0.03 ug/l	71.17	0.12	
55 Mn	-0.01 ug/l	86.16	0.18	
56 Fe	0.32 ug/l	16.52	40.80	
59 Co	0.00 ug/l	111.12	0.09	
60 Ni	0.00 ug/l	668.69	0.48	
63 Cu	0.00 ug/l	706.10	0.39	
65 Cu	-0.01 ug/l	87.51	0.39	
66 Zn	0.07 ug/l	42.10	6.90	
75 As	0.01 ug/l	161.86	0.27	
78 Se	0.00 ug/l	415.36	0.30	
78 Se	-0.11 ug/l	99.12	0.30	
88 Sr	0.01 ug/l	70.61	0.03	
88 Sr	0.00 ug/l	69.45	0.03	
95 Mo	0.03 ug/l	16.19	0.21	
106 (Cd)	----- ug/l	-----	#####	
107 Ag	0.00 ug/l	240.87	0.09	
108 (Cd)	----- ug/l	-----	#####	
111 Cd	0.01 ug/l	109.57	0.06	
118 Sn	0.04 ug/l	28.32	#####	
118 Sn	0.05 ug/l	65.60	#####	
118 Sn	0.02 ug/l	22.45	0.30	
121 Sb	0.02 ug/l	0.59	0.03	
137 Ba	0.00 ug/l	72.76	0.12	
205 Tl	0.01 ug/l	33.27	0.03	
206 (Pb)	----- ug/l	-----	#####	
207 (Pb)	----- ug/l	-----	#####	
208 Pb	-0.01 ug/l	71.22	0.33	

ISTD Elements

Element	CPS	Mean	RSD(%)	Ref Value	Rec(%)	QC	Range(%)	Flag
6 Li	-62203.32	8.27	-58574.40	106.2	70 - 120	IS Fai		
45 Sc	2764883.50	1.10	2785824.00	99.2	70 - 120			
45 Sc	391780.94	0.83	395513.41	99.1	70 - 120			
45 Sc	8279305.00	0.15	8489632.00	97.5	70 - 120			
72 Ge	700270.19	0.99	703318.88	99.6	70 - 120			
72 Ge	256700.83	0.32	262176.69	97.9	70 - 120			
72 Ge	1804709.10	0.76	1815062.40	99.4	70 - 120			
115 In	5067238.00	0.40	5132442.00	98.7	70 - 120			
115 In	2711252.00	0.69	2771271.30	97.8	70 - 120			
115 In	11560451.00	1.25	11756014.00	98.3	70 - 120			
159 Tb	15451302.00	0.10	15745004.00	98.1	70 - 120			
165 Ho	15005759.00	0.25	15341548.00	97.8	70 - 120			

ISTD Ref File : C:\ICPCHEM\1\DATA\12G30k00.B\004CALB.D\004CALB.D#

0 :Element Failures 0 :Max. Number of Failures Allowed
 1 :ISTD Failures 0 :Max. Number of ISTD Failures Allowed

Data Results:

Analytes: Pass
 ISTD: Fail

CCV QC Report

Data File: C:\ICPCHEM\1\DATA\12G30k00.B\012_CCV.D\012_CCV.D#
 Date Acquired: Jul 30 2012 11:38 am
 Operator: NBS
 Sample Name: CCV 120730
 Misc Info:
 Vial Number: 1105
 Current Method: C:\ICPCHEM\1\METHODS\62A0730A.M
 Calibration File: C:\ICPCHEM\1\CALIB\62A0730A.C
 Last Cal Update: Jul 30 2012 11:15 am
 Sample Type: CCV
 Total Dil Factor: 1.00

QC Elements	Element	Conc.	RSD (%)	Expected	QC Range (%)	Flag
7	(Li)	----- ug/l	-----	50.00	90 - 110	
9	Be	49.48 ug/l	1.14	50.00	90 - 110	
11	B	49.84 ug/l	1.70	50.00	90 - 110	
23	Na	1263.00 ug/l	1.31	1250.00	90 - 110	
24	Mg	2593.00 ug/l	2.17	2500.00	90 - 110	
27	Al	1012.00 ug/l	1.67	1000.00	90 - 110	
39	K	1014.00 ug/l	2.11	1000.00	90 - 110	
44	Ca	2506.00 ug/l	1.32	2500.00	90 - 110	
47	Ti	49.89 ug/l	1.87	50.00	90 - 110	
51	V	49.70 ug/l	1.44	50.00	90 - 110	
52	Cr	50.10 ug/l	1.81	50.00	90 - 110	
55	Mn	49.68 ug/l	1.74	50.00	90 - 110	
56	Fe	1020.00 ug/l	0.59	1000.00	90 - 110	
59	Co	50.14 ug/l	1.25	50.00	90 - 110	
60	Ni	50.22 ug/l	1.14	50.00	90 - 110	
63	Cu	49.56 ug/l	1.37	50.00	90 - 110	
65	Cu	49.91 ug/l	2.27	50.00	90 - 110	
66	Zn	50.19 ug/l	2.59	50.00	90 - 110	
75	As	49.71 ug/l	2.17	50.00	90 - 110	
78	Se	50.44 ug/l	1.15	50.00	90 - 110	
78	Se	50.42 ug/l	0.82	50.00	90 - 110	
88	Sr	49.81 ug/l	0.95	50.00	90 - 110	
88	Sr	51.12 ug/l	0.68	50.00	90 - 110	
95	Mo	50.12 ug/l	0.29	50.00	90 - 110	
106	(Cd)	----- ug/l	-----	50.00	90 - 110	
107	Ag	25.32 ug/l	0.51	25.00	90 - 110	
108	(Cd)	----- ug/l	-----	50.00	90 - 110	
111	Cd	50.23 ug/l	0.45	50.00	90 - 110	
118	Sn	49.72 ug/l	1.75	---	##### - #####	
118	Sn	49.69 ug/l	0.89	---	##### - #####	
118	Sn	49.69 ug/l	0.93	50.00	90 - 110	
121	Sb	53.59 ug/l	0.12	50.00	90 - 110	
137	Ba	50.16 ug/l	0.76	50.00	90 - 110	
205	Tl	50.84 ug/l	0.26	50.00	90 - 110	
206	(Pb)	----- ug/l	-----	50.00	90 - 110	
207	(Pb)	----- ug/l	-----	50.00	90 - 110	
208	Pb	52.58 ug/l	1.11	50.00	90 - 110	

ISTD Elements	Element	CPS Mean	RSD (%)	Ref Value	Rec (%)	QC Range (%)	Flag
6	Li	-57948.08	9.46	-58574.40	98.9	70 - 120	IS Fail
45	Sc	2727276.00	0.97	2785824.00	97.9	70 - 120	
45	Sc	379397.72	1.09	395513.41	95.9	70 - 120	
45	Sc	8551942.00	1.25	8489632.00	100.7	70 - 120	
72	Ge	696732.38	0.32	703318.88	99.1	70 - 120	
72	Ge	255572.11	2.30	262176.69	97.5	70 - 120	
72	Ge	1845855.80	1.06	1815062.40	101.7	70 - 120	
115	In	4937804.00	1.76	5132442.00	96.2	70 - 120	
115	In	2671454.50	2.00	2771271.30	96.4	70 - 120	
115	In	11760441.00	0.68	11756014.00	100.0	70 - 120	
159	Tb	15800918.00	0.78	15745004.00	100.4	70 - 120	
165	Ho	15260333.00	0.86	15341548.00	99.5	70 - 120	

ISTD Ref File : C:\ICPCHEM\1\DATA\12G30k00.B\004CALB.D\004CALB.D#

0 :Element Failures 0 :Max. Number of Failures Allowed
 1 :ISTD Failures 0 :Max. Number of ISTD Failures Allowed

Data Results:
 Analytes: Pass
 ISTD: Fail

CCB QC Report

Data File: C:\ICPCHEM\1\DATA\12G30k00.B\013_CCB.D\013_CCB.D#
 Date Acquired: Jul 30 2012 11:45 am
 Operator: NBS
 Sample Name: CCB 120730
 Misc Info:
 Vial Number: 1102
 Current Method: C:\ICPCHEM\1\METHODS\62A0730A.M
 Calibration File: C:\ICPCHEM\1\CALIB\62A0730A.C
 Last Cal Update: Jul 30 2012 11:15 am
 Sample Type: CCB
 Total Dil Factor: 1.00

QC Elements

Element	Conc.	RSD(%)	High Limit	Flag
7 (Li)	----- ug/l	-----	#####	
9 Be	0.01 ug/l	114.38	0.12	
11 B	0.47 ug/l	7.22	15.00	
23 Na	-0.51 ug/l	287.75	77.10	
24 Mg	0.13 ug/l	148.60	7.50	
27 Al	0.01 ug/l	6533.00	3.96	
39 K	7.51 ug/l	32.28	19.20	
44 Ca	-1.63 ug/l	27.30	90.00	
47 Ti	0.01 ug/l	1.36	0.78	
51 V	0.02 ug/l	25.21	0.21	
52 Cr	-0.01 ug/l	33.73	0.12	
55 Mn	0.00 ug/l	602.46	0.18	
56 Fe	0.46 ug/l	7.94	40.80	
59 Co	0.01 ug/l	19.37	0.09	
60 Ni	0.04 ug/l	60.68	0.48	
63 Cu	0.00 ug/l	193.30	0.39	
65 Cu	-0.01 ug/l	114.57	0.39	
66 Zn	0.03 ug/l	129.25	6.90	
75 As	0.01 ug/l	42.51	0.27	
78 Se	0.01 ug/l	38.45	0.30	
78 Se	0.11 ug/l	14.43	0.30	
88 Sr	0.01 ug/l	21.50	0.03	
88 Sr	0.00 ug/l	96.66	0.03	
95 Mo	0.03 ug/l	17.24	0.21	
106 (Cd)	----- ug/l	-----	#####	
107 Ag	0.00 ug/l	109.57	0.09	
108 (Cd)	----- ug/l	-----	#####	
111 Cd	0.01 ug/l	70.71	0.06	
118 Sn	0.10 ug/l	10.01	#####	
118 Sn	0.09 ug/l	23.32	#####	
118 Sn	0.05 ug/l	7.46	0.30	
121 Sb	0.08 ug/l	1.51	0.03	Fail
137 Ba	0.01 ug/l	61.83	0.12	
205 Tl	0.01 ug/l	16.38	0.03	
206 (Pb)	----- ug/l	-----	#####	
207 (Pb)	----- ug/l	-----	#####	
208 Pb	-0.01 ug/l	26.91	0.33	

ISTD Elements

Element	CPS Mean	RSD(%)	Ref Value	Rec(%)	QC Range(%)	Flag
6 Li	-57230.45	6.23	-58574.40	97.7	70 - 120	IS Fai
45 Sc	2695866.50	0.44	2785824.00	96.8	70 - 120	
45 Sc	382675.06	0.70	395513.41	96.8	70 - 120	
45 Sc	7887338.50	1.13	8489632.00	92.9	70 - 120	
72 Ge	678966.31	1.43	703318.88	96.5	70 - 120	
72 Ge	248608.06	0.79	262176.69	94.8	70 - 120	
72 Ge	1696510.90	1.06	1815062.40	93.5	70 - 120	
115 In	4954661.00	0.87	5132442.00	96.5	70 - 120	
115 In	2649755.50	0.33	2771271.30	95.6	70 - 120	
115 In	11038492.00	0.65	11756014.00	93.9	70 - 120	
159 Tb	14629988.00	0.88	15745004.00	92.9	70 - 120	
165 Ho	14221743.00	1.21	15341548.00	92.7	70 - 120	

ISTD Ref File : C:\ICPCHEM\1\DATA\12G30k00.B\004CALB.D\004CALB.D#

1 :Element Failures 0 :Max. Number of Failures Allowed
 1 :ISTD Failures 0 :Max. Number of ISTD Failures Allowed

Data Results:

Analytes: Fail
 ISTD: Fail

Sample QC Report

Data File: C:\ICPCHEM\1\DATA\12G30k00.B\016SMPL.D\016SMPL.D#
 Date Acquired: Jul 30 2012 12:04 pm
 Operator: NBS
 Sample Name: ICESA 120730
 Misc Info:
 Vial Number: 2102
 Current Method: C:\ICPCHEM\1\METHODS\62A0730A.M
 Calibration File: C:\ICPCHEM\1\CALIB\62A0730A.C
 Last Cal Update: Jul 30 2012 11:15 am
 Sample Type: Sample
 Prep Dil Factor: 1.00
 Total Dil Factor: 1.00

QC Elements

Element	Conc.	Corr. Conc.	RSD(%)	High Limit	Flag
7 (Li)	----- ug/l	#VALUE!	-----	0	
9 Be	0.05 ug/l	0.05	26.78	1000	
11 B	7.42 ug/l	7.42	2.81	1000	
23 Na	90840.00 ug/l	90840.00	1.91	25000	>Cal
24 Mg	89210.00 ug/l	89210.00	1.57	50000	>Cal
27 Al	88950.00 ug/l	88950.00	1.84	20000	>Cal
39 K	88390.00 ug/l	88390.00	1.04	20000	>Cal
44 Ca	91820.00 ug/l	91820.00	1.88	50000	>Cal
47 Ti	1741.00 ug/l	1741.00	1.47	1000	>Cal
51 V	0.13 ug/l	0.13	12.87	1000	
52 Cr	1.92 ug/l	1.92	41.91	1000	
55 Mn	6.04 ug/l	6.04	2.10	1000	
56 Fe	91440.00 ug/l	91440.00	1.91	20000	>Cal
59 Co	2.01 ug/l	2.01	2.61	1000	
60 Ni	1.93 ug/l	1.93	2.84	1000	
63 Cu	0.81 ug/l	0.81	6.08	1000	
65 Cu	0.83 ug/l	0.83	3.22	1000	
66 Zn	1.44 ug/l	1.44	3.21	1000	
75 As	0.32 ug/l	0.32	1.78	1000	
78 Se	0.23 ug/l	0.23	9.03	1000	
78 Se	0.77 ug/l	0.77	25.05	1000	
88 Sr	1.30 ug/l	1.30	2.21	1000	
88 Sr	1.44 ug/l	1.44	1.88	1000	
95 Mo	1865.00 ug/l	1865.00	0.37	1000	>Cal
106 (Cd)	----- ug/l	#VALUE!	-----	#####	
107 Ag	1.61 ug/l	1.61	4.69	500	
108 (Cd)	----- ug/l	#VALUE!	-----	#####	
111 Cd	0.91 ug/l	0.91	7.45	1000	
118 Sn	0.77 ug/l	0.77	7.56	#####	
118 Sn	0.86 ug/l	0.86	7.67	#####	
118 Sn	0.72 ug/l	0.72	3.25	1000	
121 Sb	1.58 ug/l	1.58	1.13	1000	
137 Ba	2.61 ug/l	2.61	0.94	1000	
205 Tl	0.09 ug/l	0.09	2.09	1000	
206 (Pb)	----- ug/l	#VALUE!	-----	#####	
207 (Pb)	----- ug/l	#VALUE!	-----	#####	
208 Pb	0.44 ug/l	0.44	2.46	1000	

ISTD Elements

Element	CPS Mean	RSD(%)	Ref Value	Rec(%)	QC Range(%)	Flag
6 Li	-53392.42	6.17	-58574.40	91.2	70 - 120	IS Fai
45 Sc	2669506.30	0.69	2785824.00	95.8	70 - 120	
45 Sc	377833.34	1.75	395513.41	95.5	70 - 120	
45 Sc	7891813.50	0.51	8489632.00	93.0	70 - 120	
72 Ge	659091.38	1.21	703318.88	93.7	70 - 120	
72 Ge	244975.88	0.79	262176.69	93.4	70 - 120	
72 Ge	1705685.40	1.46	1815062.40	94.0	70 - 120	
115 In	4605073.00	0.57	5132442.00	89.7	70 - 120	
115 In	2459350.80	0.23	2771271.30	88.7	70 - 120	
115 In	10279541.00	0.79	11756014.00	87.4	70 - 120	
159 Tb	14429153.00	1.10	15745004.00	91.6	70 - 120	
165 Ho	14011419.00	1.74	15341548.00	91.3	70 - 120	

ISTD Ref File : C:\ICPCHEM\1\DATA\12G30k00.B\004CALB.D\004CALB.D#

8 :Element Failures 0 :Max. Number of Failures Allowed
 1 :ISTD Failures 0 :Max. Number of ISTD Failures Allowed

Data Results:

Analytes: Fail
 ISTD: Fail

ICS-AB QC Report

Data File: C:\ICPCHEM\1\DATA\12G30k00.B\017ICSB.D\017ICSB.D#
 Date Acquired: Jul 30 2012 12:11 pm
 Acq. Method: 62A0730A.M
 Operator: NBS
 Sample Name: ICSAB 120730
 Misc Info:
 Vial Number: 2103
 Current Method: C:\ICPCHEM\1\METHODS\62A0730A.M
 Calibration File: C:\ICPCHEM\1\CALIB\62A0730A.C
 Last Cal. Update: Jul 30 2012 11:15 am
 Sample Type: ICSAB
 Dilution Factor: 1.00

Data Results:
 Analytes: Pass
 ISTD: Fail

QC Elements

Element	IS Ref	Tune	Conc. ppb	RSD(%)	Expected	%Recovery	QC Range(%)	Flag
7 (Li)	---	3	---	---	---	---	---	---
9 Be	45	3	229.00	1.40	250	91.6	80 - 120	
11 B	45	3	5.64	1.09	---	---	---	
23 Na	45	2	89590.00	1.29	---	---	---	
24 Mg	45	2	88700.00	1.44	---	---	---	
27 Al	45	2	87670.00	1.03	---	---	---	
39 K	45	2	87340.00	1.00	---	---	---	
44 Ca	45	2	91400.00	0.74	---	---	---	
47 Ti	45	2	1718.00	0.87	2000	85.9	80 - 120	
51 V	45	2	252.70	0.98	250	101.1	80 - 120	
52 Cr	45	2	240.20	0.68	250	96.1	80 - 120	
55 Mn	45	2	244.80	0.30	250	97.9	80 - 120	
56 Fe	45	2	90410.00	1.19	---	---	---	
59 Co	45	2	211.60	1.04	250	84.6	80 - 120	
60 Ni	45	2	449.70	1.08	500	89.9	80 - 120	
63 Cu	45	2	219.30	0.91	250	87.7	80 - 120	
65 Cu	45	2	219.70	0.69	250	87.9	80 - 120	
66 Zn	115	2	486.10	0.22	500	97.2	80 - 120	
75 As	115	2	263.50	0.33	250	105.4	80 - 120	
78 Se	115	1	252.60	1.07	250	101.0	80 - 120	
78 Se	115	2	254.10	0.21	250	101.6	80 - 120	
88 Sr	115	2	1.32	1.17	---	---	---	
88 Sr	115	3	1.42	0.56	---	---	---	
95 Mo	115	3	2062.00	0.30	2000	103.1	80 - 120	
106 (Cd)	---	3	---	---	---	---	---	
107 Ag	115	3	441.50	3.82	500	88.3	80 - 120	
108 (Cd)	---	3	---	---	---	---	---	
111 Cd	115	3	440.70	0.28	500	88.1	80 - 120	
118 Sn	115	1	0.49	1.43	---	---	---	
118 Sn	115	2	0.53	10.48	---	---	---	
118 Sn	115	3	0.50	3.41	---	---	---	
121 Sb	115	3	247.30	0.67	250	98.9	80 - 120	
137 Ba	115	3	237.10	0.78	250	94.8	80 - 120	
205 Tl	159	3	223.50	0.41	250	89.4	80 - 120	
206 (Pb)	---	3	---	---	---	---	---	
207 (Pb)	---	3	---	---	---	---	---	
208 Pb	159	3	427.50	0.46	500	85.5	80 - 120	

ISTD Elements

Element	Tune	CPS Mean	RSD(%)	Ref Value	Rec(%)	QC Range(%)	Flag
6 Li	3	-51947	5.06	-58574	88.7	70 - 120	IS Fail
45 Sc	1	2699830	0.50	2785824	96.9	70 - 120	
45 Sc	2	382692	1.05	395513	96.8	70 - 120	
45 Sc	3	8020975	0.43	8489632	94.5	70 - 120	
72 Ge	1	666575	1.13	703319	94.8	70 - 120	
72 Ge	2	241108	0.84	262177	92.0	70 - 120	
72 Ge	3	1733549	0.64	1815062	95.5	70 - 120	
115 In	1	4660038	0.65	5132442	90.8	70 - 120	
115 In	2	2456459	0.24	2771271	88.6	70 - 120	
115 In	3	10409916	0.61	11756014	88.5	70 - 120	
159 Tb	3	14524894	0.51	15745004	92.3	70 - 120	
165 Ho	3	14073279	0.52	15341548	91.7	70 - 120	

Tune File# 1 c:\icpchem\1\7500\h2_hmi.u
 Tune File# 2 c:\icpchem\1\7500\he_hmi.u
 Tune File# 3 c:\icpchem\1\7500\ng_hmi.u

ISTD Ref File : C:\ICPCHEM\1\DATA\12G30k00.B\004CALB.D\004CALB.D#

0 :Element Failures 0 :Max. Number of Failures Allowed
 1 :ISTD Failures 0 :Max. Number of ISTD Failures Allowed

CCV QC Report

Data File: C:\ICPCHEM\1\DATA\12G30k00.B\019_CCV.D\019_CCV.D#
 Date Acquired: Jul 30 2012 12:24 pm
 Operator: NBS
 Sample Name: CCV 120730
 Misc Info:
 Vial Number: 1105
 Current Method: C:\ICPCHEM\1\METHODS\62A0730A.M
 Calibration File: C:\ICPCHEM\1\CALIB\62A0730A.C
 Last Cal Update: Jul 30 2012 11:15 am
 Sample Type: CCV
 Total Dil Factor: 1.00

QC Elements	Element	Conc.	RSD(%)	Expected	QC Range(%)	Flag
7	(Li)	----- ug/l	-----	50.00	90 - 110	
9	Be	47.98 ug/l	0.56	50.00	90 - 110	
11	B	51.01 ug/l	1.69	50.00	90 - 110	
23	Na	1262.00 ug/l	0.95	1250.00	90 - 110	
24	Mg	2575.00 ug/l	0.80	2500.00	90 - 110	
27	Al	1009.00 ug/l	1.69	1000.00	90 - 110	
39	K	1035.00 ug/l	1.18	1000.00	90 - 110	
44	Ca	2508.00 ug/l	0.63	2500.00	90 - 110	
47	Ti	50.39 ug/l	2.79	50.00	90 - 110	
51	V	50.02 ug/l	0.76	50.00	90 - 110	
52	Cr	49.62 ug/l	0.35	50.00	90 - 110	
55	Mn	49.57 ug/l	0.62	50.00	90 - 110	
56	Fe	1016.00 ug/l	0.65	1000.00	90 - 110	
59	Co	49.57 ug/l	1.36	50.00	90 - 110	
60	Ni	49.43 ug/l	1.71	50.00	90 - 110	
63	Cu	49.26 ug/l	1.13	50.00	90 - 110	
65	Cu	49.49 ug/l	1.21	50.00	90 - 110	
66	Zn	50.01 ug/l	0.77	50.00	90 - 110	
75	As	50.62 ug/l	1.36	50.00	90 - 110	
78	Se	50.33 ug/l	0.79	50.00	90 - 110	
78	Se	51.75 ug/l	1.93	50.00	90 - 110	
88	Sr	50.55 ug/l	0.17	50.00	90 - 110	
88	Sr	50.88 ug/l	0.83	50.00	90 - 110	
95	Mo	50.30 ug/l	0.50	50.00	90 - 110	
106	(Cd)	----- ug/l	-----	50.00	90 - 110	
107	Ag	26.95 ug/l	0.45	25.00	90 - 110	
108	(Cd)	----- ug/l	-----	50.00	90 - 110	
111	Cd	50.02 ug/l	0.84	50.00	90 - 110	
118	Sn	50.53 ug/l	1.13	---	##### - #####	
118	Sn	50.61 ug/l	0.67	---	##### - #####	
118	Sn	50.42 ug/l	1.42	50.00	90 - 110	
121	Sb	54.70 ug/l	1.10	50.00	90 - 110	
137	Ba	50.10 ug/l	1.00	50.00	90 - 110	
205	Tl	49.76 ug/l	0.31	50.00	90 - 110	
206	(Pb)	----- ug/l	-----	50.00	90 - 110	
207	(Pb)	----- ug/l	-----	50.00	90 - 110	
208	Pb	52.28 ug/l	0.33	50.00	90 - 110	

ISTD Elements	Element	CPS Mean	RSD(%)	Ref Value	Rec(%)	QC Range(%)	Flag
6	Li	-54939.30	2.05	-58574.40	93.8	70 - 120	IS Fail
45	Sc	2701416.50	0.34	2785824.00	97.0	70 - 120	
45	Sc	382502.97	0.34	395513.41	96.7	70 - 120	
45	Sc	8022860.00	0.38	8489632.00	94.5	70 - 120	
72	Ge	681314.13	0.73	703318.88	96.9	70 - 120	
72	Ge	250391.50	1.66	262176.69	95.5	70 - 120	
72	Ge	1738107.40	0.60	1815062.40	95.8	70 - 120	
115	In	4910216.00	0.40	5132442.00	95.7	70 - 120	
115	In	2638894.00	0.64	2771271.30	95.2	70 - 120	
115	In	11129053.00	0.79	11756014.00	94.7	70 - 120	
159	Tb	14923061.00	0.53	15745004.00	94.8	70 - 120	
165	Ho	14396544.00	0.50	15341548.00	93.8	70 - 120	

ISTD Ref File : C:\ICPCHEM\1\DATA\12G30k00.B\004CALB.D\004CALB.D#

0 :Element Failures 0 :Max. Number of Failures Allowed
 1 :ISTD Failures 0 :Max. Number of ISTD Failures Allowed

Data Results:
 Analytes: Pass
 ISTD: Fail

CCB QC Report

Data File: C:\ICPCHEM\1\DATA\12G30k00.B\021_CCB.D\021_CCB.D#
 Date Acquired: Jul 30 2012 12:37 pm
 Operator: NBS
 Sample Name: CCB 120730
 Misc Info:
 Vial Number: 1102
 Current Method: C:\ICPCHEM\1\METHODS\62A0730A.M
 Calibration File: C:\ICPCHEM\1\CALIB\62A0730A.C
 Last Cal Update: Jul 30 2012 11:15 am
 Sample Type: CCB
 Total Dil Factor: 1.00

QC Elements

Element	Conc.	RSD(%)	High Limit	Flag
7 (Li)	----- ug/l	-----	#####	
9 Be	0.01 ug/l	47.77	0.12	
11 B	2.15 ug/l	5.81	15.00	
23 Na	-6.04 ug/l	31.96	77.10	
24 Mg	1.15 ug/l	5.15	7.50	
27 Al	0.28 ug/l	58.41	3.96	
39 K	8.80 ug/l	21.79	19.20	
44 Ca	-1.76 ug/l	100.91	90.00	
47 Ti	0.04 ug/l	32.55	0.78	
51 V	0.00 ug/l	100.14	0.21	
52 Cr	-0.16 ug/l	7.37	0.12	
55 Mn	-0.07 ug/l	1.37	0.18	
56 Fe	0.71 ug/l	10.14	40.80	
59 Co	0.00 ug/l	199.17	0.09	
60 Ni	-0.10 ug/l	16.64	0.48	
63 Cu	-0.01 ug/l	32.74	0.39	
65 Cu	-0.02 ug/l	45.70	0.39	
66 Zn	0.02 ug/l	170.33	6.90	
75 As	0.00 ug/l	8538.90	0.27	
78 Se	-0.01 ug/l	286.16	0.30	
78 Se	0.31 ug/l	21.07	0.30	Fail
88 Sr	0.00 ug/l	85.46	0.03	
88 Sr	0.00 ug/l	210.50	0.03	
95 Mo	0.09 ug/l	4.22	0.21	
106 (Cd)	----- ug/l	-----	#####	
107 Ag	0.14 ug/l	4.85	0.09	Fail
108 (Cd)	----- ug/l	-----	#####	
111 Cd	0.01 ug/l	107.50	0.06	
118 Sn	0.08 ug/l	11.31	#####	
118 Sn	0.09 ug/l	26.02	#####	
118 Sn	0.06 ug/l	19.94	0.30	
121 Sb	0.09 ug/l	5.58	0.03	Fail
137 Ba	0.01 ug/l	51.61	0.12	
205 Tl	0.01 ug/l	48.20	0.03	
206 (Pb)	----- ug/l	-----	#####	
207 (Pb)	----- ug/l	-----	#####	
208 Pb	-0.01 ug/l	29.54	0.33	

ISTD Elements

Element	CPS Mean	RSD(%)	Ref Value	Rec(%)	QC Range(%)	Flag
6 Li	-52019.07	7.09	-58574.40	88.8	70 - 120	IS Fai
45 Sc	2762767.00	0.52	2785824.00	99.2	70 - 120	
45 Sc	392029.59	1.57	395513.41	99.1	70 - 120	
45 Sc	8153093.00	1.05	8489632.00	96.0	70 - 120	
72 Ge	693517.94	0.77	703318.88	98.6	70 - 120	
72 Ge	254846.06	0.66	262176.69	97.2	70 - 120	
72 Ge	1766832.30	1.00	1815062.40	97.3	70 - 120	
115 In	5032572.50	0.13	5132442.00	98.1	70 - 120	
115 In	2711617.80	0.55	2771271.30	97.8	70 - 120	
115 In	11379383.00	0.24	11756014.00	96.8	70 - 120	
159 Tb	15022815.00	0.85	15745004.00	95.4	70 - 120	
165 Ho	14672028.00	0.09	15341548.00	95.6	70 - 120	

ISTD Ref File : C:\ICPCHEM\1\DATA\12G30k00.B\004CALB.D\004CALB.D#

3 :Element Failures 0 :Max. Number of Failures Allowed
 1 :ISTD Failures 0 :Max. Number of ISTD Failures Allowed

Data Results:

Analytes: Fail
 ISTD: Fail

CCV QC Report

Data File: C:\ICPCHEM\1\DATA\12G30k00.B\029_CCV.D\029_CCV.D#
 Date Acquired: Jul 30 2012 01:30 pm
 Operator: NBS
 Sample Name: CCV 120730
 Misc Info:
 Vial Number: 1105
 Current Method: C:\ICPCHEM\1\METHODS\62A0730A.M
 Calibration File: C:\ICPCHEM\1\CALIB\62A0730A.C
 Last Cal Update: Jul 30 2012 11:15 am
 Sample Type: CCV
 Total Dil Factor: 1.00

QC Elements

Element	Conc.	RSD(%)	Expected	QC Range(%)	Flag
7 (Li)	----- ug/l	-----	50.00	90 - 110	
9 Be	48.64 ug/l	0.75	50.00	90 - 110	
11 B	52.54 ug/l	1.36	50.00	90 - 110	
23 Na	1247.00 ug/l	0.90	1250.00	90 - 110	
24 Mg	2571.00 ug/l	0.93	2500.00	90 - 110	
27 Al	1010.00 ug/l	0.25	1000.00	90 - 110	
39 K	1016.00 ug/l	0.23	1000.00	90 - 110	
44 Ca	2503.00 ug/l	0.76	2500.00	90 - 110	
47 Ti	49.36 ug/l	1.23	50.00	90 - 110	
51 V	49.81 ug/l	0.71	50.00	90 - 110	
52 Cr	49.32 ug/l	1.20	50.00	90 - 110	
55 Mn	49.39 ug/l	0.96	50.00	90 - 110	
56 Fe	1007.00 ug/l	0.93	1000.00	90 - 110	
59 Co	49.53 ug/l	1.21	50.00	90 - 110	
60 Ni	48.96 ug/l	0.59	50.00	90 - 110	
63 Cu	48.86 ug/l	0.69	50.00	90 - 110	
65 Cu	48.95 ug/l	0.75	50.00	90 - 110	
66 Zn	49.85 ug/l	1.59	50.00	90 - 110	
75 As	50.36 ug/l	1.26	50.00	90 - 110	
78 Se	49.78 ug/l	0.92	50.00	90 - 110	
78 Se	51.01 ug/l	1.21	50.00	90 - 110	
88 Sr	50.97 ug/l	0.46	50.00	90 - 110	
88 Sr	50.85 ug/l	1.10	50.00	90 - 110	
95 Mo	50.02 ug/l	0.40	50.00	90 - 110	
106 (Cd)	----- ug/l	-----	50.00	90 - 110	
107 Ag	25.23 ug/l	0.07	25.00	90 - 110	
108 (Cd)	----- ug/l	-----	50.00	90 - 110	
111 Cd	50.00 ug/l	0.50	50.00	90 - 110	
118 Sn	50.07 ug/l	1.50	---	##### - #####	
118 Sn	50.55 ug/l	0.90	---	##### - #####	
118 Sn	50.15 ug/l	0.49	50.00	90 - 110	
121 Sb	54.18 ug/l	0.05	50.00	90 - 110	
137 Ba	50.53 ug/l	0.50	50.00	90 - 110	
205 Tl	51.01 ug/l	1.04	50.00	90 - 110	
206 (Pb)	----- ug/l	-----	50.00	90 - 110	
207 (Pb)	----- ug/l	-----	50.00	90 - 110	
208 Pb	53.26 ug/l	1.23	50.00	90 - 110	

ISTD Elements

Element	CPS Mean	RSD(%)	Ref Value	Rec(%)	QC Range(%)	Flag
6 Li	-49981.00	5.45	-58574.40	85.3	70 - 120	IS Fail
45 Sc	2653292.00	1.05	2785824.00	95.2	70 - 120	
45 Sc	378914.75	0.98	395513.41	95.8	70 - 120	
45 Sc	7955191.00	0.85	8489632.00	93.7	70 - 120	
72 Ge	674380.19	0.78	703318.88	95.9	70 - 120	
72 Ge	250141.44	0.93	262176.69	95.4	70 - 120	
72 Ge	1723275.50	0.95	1815062.40	94.9	70 - 120	
115 In	4823762.50	1.07	5132442.00	94.0	70 - 120	
115 In	2605639.00	0.69	2771271.30	94.0	70 - 120	
115 In	11032758.00	0.16	11756014.00	93.8	70 - 120	
159 Tb	14794552.00	0.93	15745004.00	94.0	70 - 120	
165 Ho	14324687.00	0.27	15341548.00	93.4	70 - 120	

ISTD Ref File : C:\ICPCHEM\1\DATA\12G30k00.B\004CALB.D\004CALB.D#

0 :Element Failures 0 :Max. Number of Failures Allowed
 1 :ISTD Failures 0 :Max. Number of ISTD Failures Allowed

Data Results:

Analytes: Pass
 ISTD: Fail

CCB QC Report

Data File: C:\ICPCHEM\1\DATA\12G30k00.B\031_CCB.D\031_CCB.D#
 Date Acquired: Jul 30 2012 01:48 pm
 Operator: NBS
 Sample Name: CCB 120730
 Misc Info:
 Vial Number: 1102
 Current Method: C:\ICPCHEM\1\METHODS\62A0730A.M
 Calibration File: C:\ICPCHEM\1\CALIB\62A0730A.C
 Last Cal Update: Jul 30 2012 11:15 am
 Sample Type: CCB
 Total Dil Factor: 1.00

QC Elements

Element	Conc.	RSD(%)	High Limit	Flag
7 (Li)	----- ug/l	-----	#####	
9 Be	0.01 ug/l	23.08	0.12	
11 B	2.76 ug/l	2.39	15.00	
23 Na	-4.83 ug/l	32.62	77.10	
24 Mg	-0.06 ug/l	90.56	7.50	
27 Al	0.16 ug/l	69.62	3.96	
39 K	9.07 ug/l	16.11	19.20	
44 Ca	-2.24 ug/l	111.85	90.00	
47 Ti	0.03 ug/l	98.74	0.78	
51 V	0.01 ug/l	80.17	0.21	
52 Cr	-0.18 ug/l	5.41	0.12	
55 Mn	-0.05 ug/l	19.28	0.18	
56 Fe	0.18 ug/l	16.47	40.80	
59 Co	0.00 ug/l	387.55	0.09	
60 Ni	-0.11 ug/l	11.03	0.48	
63 Cu	-0.01 ug/l	55.93	0.39	
65 Cu	-0.02 ug/l	18.75	0.39	
66 Zn	0.03 ug/l	124.68	6.90	
75 As	0.01 ug/l	55.72	0.27	
78 Se	-0.01 ug/l	303.92	0.30	
78 Se	0.13 ug/l	41.22	0.30	
88 Sr	0.00 ug/l	115.65	0.03	
88 Sr	0.00 ug/l	720.59	0.03	
95 Mo	0.02 ug/l	45.42	0.21	
106 (Cd)	----- ug/l	-----	#####	
107 Ag	0.00 ug/l	19.81	0.09	
108 (Cd)	----- ug/l	-----	#####	
111 Cd	0.01 ug/l	29.00	0.06	
118 Sn	0.03 ug/l	23.63	#####	
118 Sn	0.03 ug/l	25.31	#####	
118 Sn	0.02 ug/l	10.92	0.30	
121 Sb	0.04 ug/l	9.35	0.03	Fail
137 Ba	0.01 ug/l	55.52	0.12	
205 Tl	0.01 ug/l	11.97	0.03	
206 (Pb)	----- ug/l	-----	#####	
207 (Pb)	----- ug/l	-----	#####	
208 Pb	-0.01 ug/l	12.40	0.33	

ISTD Elements

Element	CPS Mean	RSD(%)	Ref Value	Rec(%)	QC Range(%)	Flag
6 Li	-50598.22	5.05	-58574.40	86.4	70 - 120	IS Fai
45 Sc	2704614.50	0.07	2785824.00	97.1	70 - 120	
45 Sc	383974.50	0.24	395513.41	97.1	70 - 120	
45 Sc	7837775.00	0.81	8489632.00	92.3	70 - 120	
72 Ge	679625.00	1.02	703318.88	96.6	70 - 120	
72 Ge	253487.41	0.77	262176.69	96.7	70 - 120	
72 Ge	1712112.00	0.90	1815062.40	94.3	70 - 120	
115 In	4942468.00	0.43	5132442.00	96.3	70 - 120	
115 In	2699049.50	0.54	2771271.30	97.4	70 - 120	
115 In	11130012.00	0.79	11756014.00	94.7	70 - 120	
159 Tb	14791269.00	1.31	15745004.00	93.9	70 - 120	
165 Ho	14355906.00	0.51	15341548.00	93.6	70 - 120	

ISTD Ref File : C:\ICPCHEM\1\DATA\12G30k00.B\004CALB.D\004CALB.D#

1 :Element Failures 0 :Max. Number of Failures Allowed
 1 :ISTD Failures 0 :Max. Number of ISTD Failures Allowed

Data Results:

Analytes: Fail
 ISTD: Fail

CCV QC Report

Data File: C:\ICPCHEM\1\DATA\12G30k00.B\043_CCV.D\043_CCV.D#
 Date Acquired: Jul 30 2012 03:07 pm
 Operator: NBS
 Sample Name: CCV 120730
 Misc Info:
 Vial Number: 1105
 Current Method: C:\ICPCHEM\1\METHODS\62A0730A.M
 Calibration File: C:\ICPCHEM\1\CALIB\62A0730A.C
 Last Cal Update: Jul 30 2012 11:15 am
 Sample Type: CCV
 Total Dil Factor: 1.00

QC Elements	Element	Conc.	RSD(%)	Expected	QC Range(%)	Flag
7	(Li)	----- ug/l	-----	50.00	90 - 110	
9	Be	48.28 ug/l	0.72	50.00	90 - 110	
11	B	52.49 ug/l	1.73	50.00	90 - 110	
23	Na	1246.00 ug/l	0.40	1250.00	90 - 110	
24	Mg	2583.00 ug/l	0.75	2500.00	90 - 110	
27	Al	1019.00 ug/l	0.27	1000.00	90 - 110	
39	K	1014.00 ug/l	0.48	1000.00	90 - 110	
44	Ca	2476.00 ug/l	1.54	2500.00	90 - 110	
47	Ti	48.93 ug/l	1.39	50.00	90 - 110	
51	V	48.59 ug/l	0.12	50.00	90 - 110	
52	Cr	48.37 ug/l	0.31	50.00	90 - 110	
55	Mn	49.19 ug/l	0.71	50.00	90 - 110	
56	Fe	994.40 ug/l	0.62	1000.00	90 - 110	
59	Co	48.46 ug/l	0.40	50.00	90 - 110	
60	Ni	48.09 ug/l	0.49	50.00	90 - 110	
63	Cu	47.91 ug/l	0.38	50.00	90 - 110	
65	Cu	48.09 ug/l	0.62	50.00	90 - 110	
66	Zn	49.06 ug/l	0.59	50.00	90 - 110	
75	As	49.90 ug/l	0.18	50.00	90 - 110	
78	Se	48.93 ug/l	0.78	50.00	90 - 110	
78	Se	50.80 ug/l	0.76	50.00	90 - 110	
88	Sr	51.31 ug/l	0.91	50.00	90 - 110	
88	Sr	50.37 ug/l	0.46	50.00	90 - 110	
95	Mo	49.49 ug/l	1.14	50.00	90 - 110	
106	(Cd)	----- ug/l	-----	50.00	90 - 110	
107	Ag	25.35 ug/l	0.53	25.00	90 - 110	
108	(Cd)	----- ug/l	-----	50.00	90 - 110	
111	Cd	49.80 ug/l	0.40	50.00	90 - 110	
118	Sn	50.21 ug/l	0.66	---	##### - #####	
118	Sn	50.26 ug/l	0.63	---	##### - #####	
118	Sn	49.65 ug/l	0.78	50.00	90 - 110	
121	Sb	53.75 ug/l	0.76	50.00	90 - 110	
137	Ba	50.37 ug/l	0.40	50.00	90 - 110	
205	Tl	50.72 ug/l	0.22	50.00	90 - 110	
206	(Pb)	----- ug/l	-----	50.00	90 - 110	
207	(Pb)	----- ug/l	-----	50.00	90 - 110	
208	Pb	53.19 ug/l	0.12	50.00	90 - 110	

ISTD Elements	Element	CPS Mean	RSD(%)	Ref Value	Rec(%)	QC Range(%)	Flag
6	Li	-51770.85	3.04	-58574.40	88.4	70 - 120	IS Fail
45	Sc	2623661.30	0.84	2785824.00	94.2	70 - 120	
45	Sc	385446.94	0.34	395513.41	97.5	70 - 120	
45	Sc	7831350.00	1.09	8489632.00	92.2	70 - 120	
72	Ge	662217.38	1.14	703318.88	94.2	70 - 120	
72	Ge	248293.75	1.41	262176.69	94.7	70 - 120	
72	Ge	1694259.40	1.06	1815062.40	93.3	70 - 120	
115	In	4757342.50	0.52	5132442.00	92.7	70 - 120	
115	In	2628605.00	0.23	2771271.30	94.9	70 - 120	
115	In	11058923.00	0.49	11756014.00	94.1	70 - 120	
159	Tb	14723756.00	0.33	15745004.00	93.5	70 - 120	
165	Ho	14276697.00	0.55	15341548.00	93.1	70 - 120	

ISTD Ref File : C:\ICPCHEM\1\DATA\12G30k00.B\004CALB.D\004CALB.D#

0 :Element Failures 0 :Max. Number of Failures Allowed
 1 :ISTD Failures 0 :Max. Number of ISTD Failures Allowed

Data Results:
 Analytes: Pass
 ISTD: Fail

CCB QC Report

Data File: C:\ICPCHEM\1\DATA\12G30k00.B\045_CCB.D\045_CCB.D#
 Date Acquired: Jul 30 2012 03:20 pm
 Operator: NBS
 Sample Name: CCB 120730
 Misc Info:
 Vial Number: 1102
 Current Method: C:\ICPCHEM\1\METHODS\62A0730A.M
 Calibration File: C:\ICPCHEM\1\CALIB\62A0730A.C
 Last Cal Update: Jul 30 2012 11:15 am
 Sample Type: CCB
 Total Dil Factor: 1.00

QC Elements

Element	Conc.	RSD(%)	High Limit	Flag
7 (Li)	----- ug/l	-----	#####	
9 Be	0.00 ug/l	1035.30	0.12	
11 B	2.10 ug/l	6.28	15.00	
23 Na	-4.03 ug/l	23.87	77.10	
24 Mg	-0.35 ug/l	31.03	7.50	
27 Al	0.13 ug/l	112.68	3.96	
39 K	2.64 ug/l	106.02	19.20	
44 Ca	-1.75 ug/l	139.67	90.00	
47 Ti	0.02 ug/l	42.56	0.78	
51 V	0.01 ug/l	9.76	0.21	
52 Cr	-0.19 ug/l	5.81	0.12	
55 Mn	0.04 ug/l	31.84	0.18	
56 Fe	0.20 ug/l	19.95	40.80	
59 Co	0.01 ug/l	35.80	0.09	
60 Ni	-0.09 ug/l	13.03	0.48	
63 Cu	-0.02 ug/l	27.05	0.39	
65 Cu	-0.02 ug/l	36.74	0.39	
66 Zn	0.07 ug/l	42.08	6.90	
75 As	0.01 ug/l	15.86	0.27	
78 Se	0.00 ug/l	295.64	0.30	
78 Se	0.25 ug/l	72.56	0.30	
88 Sr	0.01 ug/l	71.97	0.03	
88 Sr	0.00 ug/l	104.66	0.03	
95 Mo	0.02 ug/l	14.63	0.21	
106 (Cd)	----- ug/l	-----	#####	
107 Ag	0.01 ug/l	30.70	0.09	
108 (Cd)	----- ug/l	-----	#####	
111 Cd	0.00 ug/l	71.26	0.06	
118 Sn	0.04 ug/l	9.31	#####	
118 Sn	0.05 ug/l	11.75	#####	
118 Sn	0.04 ug/l	9.08	0.30	
121 Sb	0.04 ug/l	8.70	0.03	Fail
137 Ba	0.01 ug/l	35.96	0.12	
205 Tl	0.01 ug/l	34.29	0.03	
206 (Pb)	----- ug/l	-----	#####	
207 (Pb)	----- ug/l	-----	#####	
208 Pb	-0.01 ug/l	24.13	0.33	

ISTD Elements

Element	CPS Mean	RSD(%)	Ref Value	Rec(%)	QC Range(%)	Flag
6 Li	-56063.04	5.40	-58574.40	95.7	70 - 120	IS Fail
45 Sc	2640593.00	0.75	2785824.00	94.8	70 - 120	
45 Sc	387428.47	1.09	395513.41	98.0	70 - 120	
45 Sc	7753232.00	0.41	8489632.00	91.3	70 - 120	
72 Ge	662588.88	0.33	703318.88	94.2	70 - 120	
72 Ge	253247.41	1.10	262176.69	96.6	70 - 120	
72 Ge	1706421.40	0.28	1815062.40	94.0	70 - 120	
115 In	4869272.50	0.55	5132442.00	94.9	70 - 120	
115 In	2675486.80	0.87	2771271.30	96.5	70 - 120	
115 In	11165653.00	0.83	11756014.00	95.0	70 - 120	
159 Tb	14841276.00	0.11	15745004.00	94.3	70 - 120	
165 Ho	14349621.00	0.65	15341548.00	93.5	70 - 120	

ISTD Ref File : C:\ICPCHEM\1\DATA\12G30k00.B\004CALB.D\004CALB.D#

1 :Element Failures 0 :Max. Number of Failures Allowed
 1 :ISTD Failures 0 :Max. Number of ISTD Failures Allowed

Data Results:

Analytes: Fail
 ISTD: Fail

METALS
Raw Data

APPL, INC.

METALS BLANK

APPL Inc.
908 North Temperance Avenue
Clovis, CA 93611

Method	Analyte	Result	LOQ	LOD	DL	Units	Prep Date	Analysis Date	QC Group
6020	LEAD (PB) (DISSOL	0.22 U	0.5	0.22	0.11	ug/L	07/30/12	07/30/12	#602D-120730A-AY65220

Sample QC Report

Data File: C:\ICPCHEM\1\DATA\12G30k00.B\032SMPL.D\032SMPL.D#
 Date Acquired: Jul 30 2012 01:54 pm
 Operator: NBS
 Sample Name: 120730A-3015-BLK
 Misc Info: 120730A-3015
 Vial Number: 3107
 Current Method: C:\ICPCHEM\1\METHODS\62A0730A.M
 Calibration File: C:\ICPCHEM\1\CALIB\62A0730A.C
 Last Cal Update: Jul 30 2012 11:15 am
 Sample Type: Sample
 Prep Dil Factor: 1.11
 Total Dil Factor: 1.11

QC Elements

Element	Conc.	Corr. Conc.	RSD(%)	High Limit	Flag
7 (Li)	----- ug/l	#VALUE!	-----	0	
9 Be	0.01 ug/l	0.01	54.82	1000	
11 B	2.97 ug/l	3.30	9.06	1000	
23 Na	-10.81 ug/l	-12.01	3.59	25000	
24 Mg	0.71 ug/l	0.79	15.45	50000	
27 Al	0.76 ug/l	0.85	55.93	20000	
39 K	4.36 ug/l	4.84	53.29	20000	
44 Ca	1.33 ug/l	1.47	106.49	50000	
47 Ti	0.11 ug/l	0.12	21.64	1000	
51 V	0.01 ug/l	0.01	20.54	1000	
52 Cr	-0.04 ug/l	-0.05	14.11	1000	
55 Mn	-0.03 ug/l	-0.04	29.03	1000	
56 Fe	1.21 ug/l	1.35	8.09	20000	
59 Co	0.30 ug/l	0.34	10.21	1000	
60 Ni	-0.11 ug/l	-0.13	3.62	1000	
63 Cu	0.02 ug/l	0.02	70.87	1000	
65 Cu	0.01 ug/l	0.02	88.13	1000	
66 Zn	0.11 ug/l	0.12	30.35	1000	
75 As	0.01 ug/l	0.01	130.25	1000	
78 Se	-0.02 ug/l	-0.02	59.42	1000	
78 Se	0.50 ug/l	0.55	40.71	1000	
88 Sr	0.01 ug/l	0.01	47.69	1000	
88 Sr	0.00 ug/l	0.00	1464.30	1000	
95 Mo	0.02 ug/l	0.03	2.63	1000	
106 (Cd)	----- ug/l	#VALUE!	-----	#####	
107 Ag	0.07 ug/l	0.08	9.11	500	
108 (Cd)	----- ug/l	#VALUE!	-----	#####	
111 Cd	0.04 ug/l	0.04	14.04	1000	
118 Sn	0.27 ug/l	0.30	6.06	#####	
118 Sn	0.24 ug/l	0.27	4.41	#####	
118 Sn	0.20 ug/l	0.23	2.16	1000	
121 Sb	0.11 ug/l	0.12	4.34	1000	
137 Ba	0.01 ug/l	0.01	48.85	1000	
205 Tl	0.09 ug/l	0.10	3.09	1000	
206 (Pb)	----- ug/l	#VALUE!	-----	#####	
207 (Pb)	----- ug/l	#VALUE!	-----	#####	
208 Pb	-0.01 ug/l	-0.01	13.99	1000	

ISTD Elements

Element	CPS Mean	RSD(%)	Ref Value	Rec(%)	QC Range(%)	Flag
6 Li	-52172.91	13.57	-58574.40	89.1	70 - 120	IS Fai
45 Sc	2559468.00	0.78	2785824.00	91.9	70 - 120	
45 Sc	368607.66	1.03	395513.41	93.2	70 - 120	
45 Sc	7786951.50	0.59	8489632.00	91.7	70 - 120	
72 Ge	635868.50	1.28	703318.88	90.4	70 - 120	
72 Ge	238521.95	0.59	262176.69	91.0	70 - 120	
72 Ge	1653169.10	0.90	1815062.40	91.1	70 - 120	
115 In	4651868.50	0.56	5132442.00	90.6	70 - 120	
115 In	2539813.80	0.45	2771271.30	91.6	70 - 120	
115 In	10908015.00	0.33	11756014.00	92.8	70 - 120	
159 Tb	14784044.00	1.23	15745004.00	93.9	70 - 120	
165 Ho	14370691.00	0.62	15341548.00	93.7	70 - 120	

ISTD Ref File : C:\ICPCHEM\1\DATA\12G30k00.B\004CALB.D\004CALB.D#

0 :Element Failures 0 :Max. Number of Failures Allowed
 1 :ISTD Failures 0 :Max. Number of ISTD Failures Allowed

Data Results:

Analytes: Pass
 ISTD: Fail

Laboratory Control Spike Recovery

METALS

APPL Inc.
908 North Temperance Avenue
Clovis, CA 93611

Method	Compound Name	Spike Level ug/L	SPK Result ug/L	SPK % Recovery	Recovery Limits	Extract Date	Analysis Date	QC Group
6020	LEAD (PB) (DISSOLVED)	50.0	54.6	109	80-120	07/30/12	07/30/12	#602D-120730A-AY65220

Comments: _____

Sample QC Report

Data File: C:\ICPCHEM\1\DATA\12G30k00.B\033SMPL.D\033SMPL.D#
 Date Acquired: Jul 30 2012 02:01 pm
 Operator: NBS
 Sample Name: 120730A-3015-LCS
 Misc Info: 120730A-3015
 Vial Number: 3108
 Current Method: C:\ICPCHEM\1\METHODS\62A0730A.M
 Calibration File: C:\ICPCHEM\1\CALIB\62A0730A.C
 Last Cal Update: Jul 30 2012 11:15 am
 Sample Type: Sample
 Prep Dil Factor: 1.11
 Total Dil Factor: 1.11

QC Elements

Element	Conc.	Corr. Conc.	RSD(%)	High Limit	Flag
7 (Li)	----- ug/l	#VALUE!	-----	0	
9 Be	8.51 ug/l	9.46	1.37	1000	
11 B	45.77 ug/l	50.85	0.40	1000	
23 Na	4334.00 ug/l	4815.07	1.10	25000	
24 Mg	4419.00 ug/l	4909.51	0.23	50000	
27 Al	368.30 ug/l	409.18	0.40	20000	
39 K	918.40 ug/l	1020.34	0.84	20000	
44 Ca	4694.00 ug/l	5215.03	0.57	50000	
47 Ti	45.56 ug/l	50.62	2.58	1000	
51 V	46.25 ug/l	51.38	1.55	1000	
52 Cr	45.81 ug/l	50.89	0.91	1000	
55 Mn	46.63 ug/l	51.81	1.19	1000	
56 Fe	205.70 ug/l	228.53	1.09	20000	
59 Co	44.93 ug/l	49.92	0.99	1000	
60 Ni	44.38 ug/l	49.31	1.11	1000	
63 Cu	43.20 ug/l	48.00	1.10	1000	
65 Cu	43.30 ug/l	48.11	0.90	1000	
66 Zn	87.17 ug/l	96.85	0.77	1000	
75 As	42.75 ug/l	47.50	2.05	1000	
78 Se	40.11 ug/l	44.56	0.88	1000	
78 Se	41.73 ug/l	46.36	0.64	1000	
88 Sr	47.08 ug/l	52.31	1.33	1000	
88 Sr	46.75 ug/l	51.94	0.75	1000	
95 Mo	45.41 ug/l	50.45	0.34	1000	
106 (Cd)	----- ug/l	#VALUE!	-----	#####	
107 Ag	18.15 ug/l	20.16	0.43	500	
108 (Cd)	----- ug/l	#VALUE!	-----	#####	
111 Cd	8.81 ug/l	9.79	0.62	1000	
118 Sn	47.75 ug/l	53.05	0.31	#####	
118 Sn	47.62 ug/l	52.91	1.70	#####	
118 Sn	47.82 ug/l	53.13	0.45	1000	
121 Sb	48.92 ug/l	54.35	0.61	1000	
137 Ba	45.90 ug/l	50.99	0.48	1000	
205 Tl	46.32 ug/l	51.46	0.42	1000	
206 (Pb)	----- ug/l	#VALUE!	-----	#####	
207 (Pb)	----- ug/l	#VALUE!	-----	#####	
208 Pb	49.14 ug/l	54.59	0.06	1000	

ISTD Elements

Element	CPS Mean	RSD(%)	Ref Value	Rec(%)	QC Range(%)	Flag
6 Li	-51966.74	11.44	-58574.40	88.7	70 - 120	IS Fai
45 Sc	2548892.80	0.81	2785824.00	91.5	70 - 120	
45 Sc	375905.00	0.37	395513.41	95.0	70 - 120	
45 Sc	7669282.00	0.51	8489632.00	90.3	70 - 120	
72 Ge	637299.44	1.66	703318.88	90.6	70 - 120	
72 Ge	240486.19	0.93	262176.69	91.7	70 - 120	
72 Ge	1660060.90	0.98	1815062.40	91.5	70 - 120	
115 In	4670955.50	0.81	5132442.00	91.0	70 - 120	
115 In	2579663.00	1.50	2771271.30	93.1	70 - 120	
115 In	10847527.00	0.19	11756014.00	92.3	70 - 120	
159 Tb	14610523.00	0.21	15745004.00	92.8	70 - 120	
165 Ho	14196172.00	0.55	15341548.00	92.5	70 - 120	

ISTD Ref File : C:\ICPCHEM\1\DATA\12G30k00.B\004CALB.D\004CALB.D#

0 :Element Failures 0 :Max. Number of Failures Allowed
 1 :ISTD Failures 0 :Max. Number of ISTD Failures Allowed

Data Results:

Analytes: Pass
 ISTD: Fail

Matrix Spike Recoveries

METALS

APPL ID: 120730W-65220 MS - 169505

APPL Inc.

Sample ID: AY65220

908 North Temperance Avenue

Client ID: ES088

Clovis, CA 93611

Method	Compound Name	Spike Lvl ug/L	Matrix Res ug/L	SPK Res ug/L	DUP Res ug/L	SPK % Recovery	DUP % Recovery	RPD	RPD Max	Recovery Limits	Extract Date-Spk	Analysis Date-Spk	Extract Date-Dup	Analysis Date-Dup	QC Group	QC Sample
6020	LEAD (PB) (DISSOLVE	50.0	0.60	56.7	56.0	112	111	1.2	20	80-120	07/30/12	07/30/12	07/30/12	07/30/12	169505	AY65220

Comments: _____

Sample QC Report

Data File: C:\ICPCHEM\1\DATA\12G30k00.B\039SMPL.D\039SMPL.D#
 Date Acquired: Jul 30 2012 02:41 pm
 Operator: NBS
 Sample Name: AY65220W08 MS
 Misc Info: 120730A-3015
 Vial Number: 3112
 Current Method: C:\ICPCHEM\1\METHODS\62A0730A.M
 Calibration File: C:\ICPCHEM\1\CALIB\62A0730A.C
 Last Cal Update: Jul 30 2012 11:15 am
 Sample Type: Sample
 Prep Dil Factor: 1.11
 Total Dil Factor: 1.11

QC Elements

Element	Conc.	Corr. Conc.	RSD(%)	High Limit	Flag
7 (Li)	----- ug/l	#VALUE!	-----	0	
9 Be	8.77 ug/l	9.74	0.68	1000	
11 B	108.00 ug/l	119.99	0.27	1000	
23 Na	35980.00 ug/l	39973.78	0.55	25000	>Cal
24 Mg	13450.00 ug/l	14942.95	1.02	50000	
27 Al	390.60 ug/l	433.96	0.83	20000	
39 K	2686.00 ug/l	2984.15	1.55	20000	
44 Ca	16830.00 ug/l	18698.13	0.73	50000	
47 Ti	47.66 ug/l	52.95	0.67	1000	
51 V	46.78 ug/l	51.97	0.74	1000	
52 Cr	46.57 ug/l	51.74	0.94	1000	
55 Mn	718.40 ug/l	798.14	0.77	1000	
56 Fe	596.80 ug/l	663.04	0.44	20000	
59 Co	46.20 ug/l	51.33	0.98	1000	
60 Ni	46.33 ug/l	51.47	1.08	1000	
63 Cu	44.74 ug/l	49.71	1.31	1000	
65 Cu	44.80 ug/l	49.77	1.43	1000	
66 Zn	97.90 ug/l	108.77	0.53	1000	
75 As	44.54 ug/l	49.48	0.33	1000	
78 Se	41.29 ug/l	45.87	0.66	1000	
78 Se	43.05 ug/l	47.83	0.82	1000	
88 Sr	129.20 ug/l	143.54	0.21	1000	
88 Sr	125.30 ug/l	139.21	0.56	1000	
95 Mo	46.50 ug/l	51.66	0.91	1000	
106 (Cd)	----- ug/l	#VALUE!	-----	#####	
107 Ag	18.13 ug/l	20.14	1.07	500	
108 (Cd)	----- ug/l	#VALUE!	-----	#####	
111 Cd	9.06 ug/l	10.06	1.61	1000	
118 Sn	48.84 ug/l	54.26	0.66	#####	
118 Sn	49.32 ug/l	54.79	0.61	#####	
118 Sn	48.63 ug/l	54.03	1.11	1000	
121 Sb	49.60 ug/l	55.11	0.92	1000	
137 Ba	56.62 ug/l	62.90	0.58	1000	
205 Tl	47.90 ug/l	53.22	0.91	1000	
206 (Pb)	----- ug/l	#VALUE!	-----	#####	
207 (Pb)	----- ug/l	#VALUE!	-----	#####	
208 Pb	51.01 ug/l	56.67	0.87	1000	

ISTD Elements

Element	CPS Mean	RSD(%)	Ref Value	Rec(%)	QC Range(%)	Flag
6 Li	-50864.13	9.73	-58574.40	86.8	70 - 120	IS Fai
45 Sc	2581661.30	0.92	2785824.00	92.7	70 - 120	
45 Sc	382114.56	0.82	395513.41	96.6	70 - 120	
45 Sc	7743239.50	0.64	8489632.00	91.2	70 - 120	
72 Ge	636370.44	1.44	703318.88	90.5	70 - 120	
72 Ge	240910.94	1.20	262176.69	91.9	70 - 120	
72 Ge	1634054.50	1.09	1815062.40	90.0	70 - 120	
115 In	4656009.50	0.10	5132442.00	90.7	70 - 120	
115 In	2563741.00	0.16	2771271.30	92.5	70 - 120	
115 In	10829638.00	0.60	11756014.00	92.1	70 - 120	
159 Tb	14528563.00	1.03	15745004.00	92.3	70 - 120	
165 Ho	14267211.00	0.92	15341548.00	93.0	70 - 120	

ISTD Ref File : C:\ICPCHEM\1\DATA\12G30k00.B\004CALB.D\004CALB.D#

1 :Element Failures 0 :Max. Number of Failures Allowed
 1 :ISTD Failures 0 :Max. Number of ISTD Failures Allowed

Data Results:

Analytes: Fail
 ISTD: Fail

Sample QC Report

Data File: C:\ICPCHEM\1\DATA\12G30k00.B\040SMPL.D\040SMPL.D#
 Date Acquired: Jul 30 2012 02:47 pm
 Operator: NBS
 Sample Name: AY65220W08 MSD
 Misc Info: 120730A-3015
 Vial Number: 3201
 Current Method: C:\ICPCHEM\1\METHODS\62A0730A.M
 Calibration File: C:\ICPCHEM\1\CALIB\62A0730A.C
 Last Cal Update: Jul 30 2012 11:15 am
 Sample Type: Sample
 Prep Dil Factor: 1.11
 Total Dil Factor: 1.11

QC Elements

Element	Conc.	Corr. Conc.	RSD(%)	High Limit	Flag
7 (Li)	----- ug/l	#VALUE!	-----	0	
9 Be	8.71 ug/l	9.68	0.98	1000	
11 B	107.80 ug/l	119.77	1.14	1000	
23 Na	36050.00 ug/l	40051.55	2.01	25000	>Cal
24 Mg	13470.00 ug/l	14965.17	1.41	50000	
27 Al	421.50 ug/l	468.29	1.45	20000	
39 K	2704.00 ug/l	3004.14	1.13	20000	
44 Ca	16840.00 ug/l	18709.24	1.55	50000	
47 Ti	51.97 ug/l	57.74	4.65	1000	
51 V	46.93 ug/l	52.14	1.75	1000	
52 Cr	46.47 ug/l	51.63	1.79	1000	
55 Mn	720.50 ug/l	800.48	1.73	1000	
56 Fe	604.70 ug/l	671.82	1.94	20000	
59 Co	46.25 ug/l	51.38	1.89	1000	
60 Ni	45.33 ug/l	50.36	2.20	1000	
63 Cu	44.12 ug/l	49.02	1.70	1000	
65 Cu	44.49 ug/l	49.43	2.98	1000	
66 Zn	97.09 ug/l	107.87	0.85	1000	
75 As	44.31 ug/l	49.23	1.02	1000	
78 Se	41.47 ug/l	46.07	0.50	1000	
78 Se	43.26 ug/l	48.06	0.48	1000	
88 Sr	130.40 ug/l	144.87	0.50	1000	
88 Sr	126.30 ug/l	140.32	0.91	1000	
95 Mo	46.60 ug/l	51.77	0.49	1000	
106 (Cd)	----- ug/l	#VALUE!	-----	#####	
107 Ag	18.33 ug/l	20.36	0.92	500	
108 (Cd)	----- ug/l	#VALUE!	-----	#####	
111 Cd	9.08 ug/l	10.09	0.76	1000	
118 Sn	49.28 ug/l	54.75	0.55	#####	
118 Sn	48.91 ug/l	54.34	0.58	#####	
118 Sn	49.12 ug/l	54.57	0.49	1000	
121 Sb	50.19 ug/l	55.76	0.74	1000	
137 Ba	57.25 ug/l	63.60	0.88	1000	
205 Tl	46.95 ug/l	52.16	0.07	1000	
206 (Pb)	----- ug/l	#VALUE!	-----	#####	
207 (Pb)	----- ug/l	#VALUE!	-----	#####	
208 Pb	50.36 ug/l	55.95	0.38	1000	

ISTD Elements

Element	CPS Mean	RSD(%)	Ref Value	Rec(%)	QC Range(%)	Flag
6 Li	-52865.68	10.11	-58574.40	90.3	70 - 120	IS Fai
45 Sc	2593865.00	1.04	2785824.00	93.1	70 - 120	
45 Sc	384000.66	2.16	395513.41	97.1	70 - 120	
45 Sc	7779703.00	0.72	8489632.00	91.6	70 - 120	
72 Ge	631099.63	1.38	703318.88	89.7	70 - 120	
72 Ge	239159.64	1.01	262176.69	91.2	70 - 120	
72 Ge	1641881.90	0.33	1815062.40	90.5	70 - 120	
115 In	4666041.50	0.32	5132442.00	90.9	70 - 120	
115 In	2569584.50	0.63	2771271.30	92.7	70 - 120	
115 In	10754610.00	0.79	11756014.00	91.5	70 - 120	
159 Tb	14702534.00	0.40	15745004.00	93.4	70 - 120	
165 Ho	14342799.00	0.48	15341548.00	93.5	70 - 120	

ISTD Ref File : C:\ICPCHEM\1\DATA\12G30k00.B\004CALB.D\004CALB.D#

1 :Element Failures 0 :Max. Number of Failures Allowed
 1 :ISTD Failures 0 :Max. Number of ISTD Failures Allowed

Data Results:

Analytes: Fail
 ISTD: Fail

RJS 7/25/12

Hg WORKING STANDARD

RJS 7/25/12

1ml X 10ug/ml Hg STOCK STD. (07/13/12RJS)/200ml 1% HNO3 Lot#L02030
 1ml X 10ug/ml Hg STOCK ICV (07/13/12RJS)/200ml 1% HNO3 Lot#L02030
 Final concentration is 50 ug/L. Expires..... 7/25/12.....

EXP DATE
 05/28/13
 05/14/13
 05/28/13
 05/17/13
 05/28/13
 05/14/13
 05/28/13
 05/17/13
 02/01/13
 09/20/13
 09/20/13
 09/28/13

RJS 7/25/12
 6010 B-C

(A)

1% HNO3 / 5% HCl BLK					6010B/6010C ICSA				
AMOUNT	REAGENT	MANUFACTURER	LOT	OPEN DATE	AMOUNT	STD	MANUFACTURER	LOT	EXP DATE
100 mL	HCL	EMD	51258	07/13/12	1mL	Al	CPI	11J015-30092	05/28/13
20 mL	HNO3	JT BAKER	L10023	07/12/12	1mL	Ca	CPI	11J031-29989	05/14/13
Prepared in 2000 ml DI Water					1mL	Mg	CPI	11K178-30093	05/28/13
STD 1 / LDL 6010B/6010C					1mL	Fe	O2SI	1030787-30616	05/17/13
AMOUNT	STD	MANUFACTURER	LOT	EXP DATE	Prepared in 50 ml 1% HNO3/5% HCl				
0.5 mL	6010 LDL	ABSOLUTE	091409-25205	09/14/12	6010B/6010C ICSAB				
Prepared in 50 ml 1% HNO3/5% HCl					1mL	Al	CPI	11J015-30092	05/28/13
STD 3 / HDL 6010B/6010C					1mL	Ca	CPI	11J031-29989	05/14/13
1ML	CCV-A	ABSOLUTE	012512-30306	01/25/15	1mL	Mg	CPI	11K178-30093	05/28/13
1ML	CCV-B	ABSOLUTE	021312-30339	02/13/15	1mL	Fe	O2SI	1030787-30616	05/17/13
1ML	CCV-C	ABSOLUTE	012512-30307	01/25/15	0.5mL	INT SPECIAL MIX	O2SI	1032370-30265	02/01/13
Prepared in 100 ml 1% HNO3 / 5% HCl					Prepared in 50 ml 1% HNO3/5% HCl				
STD 2 / CCV1 6010B/6010C/6010C					6010B/6010C ICV				
AMOUNT	STD	PREP DATE	EXP DATE		0.5ML	QCS ICV A	CPI	12C184-30611	09/20/13
25mL	STD 3	Today	1 week		0.5ML	QCS ICV B	CPI	12C184-30612	09/20/13
25mL	1% HNO3/5% HCl	Today	1 week		Prepared in 50ml 1% HNO3/5% HCl				
CCV2 6010B/6010C									
AMOUNT	STD	PREP DATE	EXP DATE						
15mL	STD 3	Today	1 week						
25mL	1% HNO3/5% HCl	Today	1 week						

RJS 7/25/12

07/24/12
 07/24/12
 07/24/12
 07/24/12
 12E134
 07/24/12
 12E134
 30285
 17/24/12
 0308
 0337
 0307
 7/24/12

RJS 7/26/12
 200.7

(A)

2% HNO3 / 2% HCl BLK					200.7 ICV				
AMOUNT	REAGENT	MANUFACTURER	LOT	OPEN DATE	AMOUNT	STD	MANUFACTURER	LOT	EXP DATE
40 mL	HCL	BDH	51258	07/13/12	0.25ML	QCS ICV A	CPI	12C184-30611	09/20/13
40 mL	HNO3	JT BAKER	L10023	07/12/12	0.25ML	QCS ICV B	CPI	12C184-30612	09/20/13
Prepared in 2000 ml DI Water					Prepared in 50ml 2% HNO3/2% HCl				
STD 1 / LDL 200.7					200.7 ICV				
AMOUNT	STD	MANUFACTURER	LOT	EXP DATE	0.5mL	Al	CPI	11J015-30092	05/28/13
0.250 mL	200.7 LDL	O2SI	1028857-29667	11/01/12	0.5mL	Ca	CPI	11J031-29989	05/14/13
Prepared in 50 ml 2% HNO3/2% HCl					0.5mL	Mg	CPI	11K178-30093	05/28/13
STD 3 / HDL 200.7					0.5mL	Fe	O2SI	1030787-30616	05/17/13
0.5 mL	CCV-A	ABSOLUTE	012512-30306	01/25/15	Prepared in 50 ml 2% HNO3/2% HCl				
0.5 mL	CCV-B	ABSOLUTE	021312-30339	02/13/15	200.7 ICSAB				
0.5 mL	CCV-C	ABSOLUTE	012512-30307	01/25/15	0.5mL	Al	CPI	11J015-30092	05/28/13
Prepared in 100 ml 2% HNO3/2% HCl					0.5mL	Ca	CPI	11J031-29989	05/14/13
STD 2 / CCV1 200.7					0.5mL	Mg	CPI	11K178-30093	05/28/13
AMOUNT	STD	PREP DATE	EXP DATE		0.5mL <th>Fe</th> <th>O2SI</th> <th>1030787-30616</th> <th>05/17/13</th>	Fe	O2SI	1030787-30616	05/17/13
25mL	STD 3	TODAY	1 WEEK		0.25mL	INT SPECIAL MIX	O2SI	1032370-30265	2/1/13
25mL	2% HNO3/2% HCl	TODAY	1 WEEK		Prepared in 50 ml 2% HNO3/2% HCl				
CCV2 200.7									
AMOUNT	STD	PREP DATE	EXP DATE						
15mL	STD 3	TODAY	1 WEEK						
25mL	2% HNO3/2% HCl	TODAY	1 WEEK						

RJS 7/26/12

3-3054

NBS 07/26/12

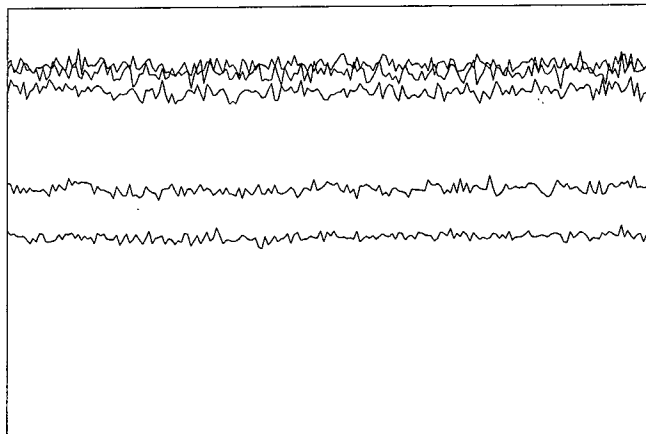
NBS 07/26/12

030
 330

Internal Standard Concentration						
Amt	STD	Element	Vendor	Lot#	Final Conc. in Std	Expires
500ul	1000 ug/ml	Li	CPI	10L079-27839	5000 ug/L	08/10/12
500ul	1000 ug/ml	In	CPI	10J155-28574	5000 ug/L	09/25/12
500ul	1000 ug/ml	Ho	CPI	10A107-28576	5000 ug/L	09/25/12
500ul	1000 ug/ml	Tb	CPI	11B054-28575	5000 ug/L	09/25/12
500ul	1000 ug/ml	Sc	o2si	1024073-28527	5000 ug/L	08/18/12
500ul	1000 ug/ml	Ge	Environmental Express	1116011-29381	5000 ug/L	02/08/13
Prep: 07/26/12 NBS Prep in - 1% HNO3/1.0% HCL Lot #L08023/51305 in 100mL						
Expires: 08/25/12						

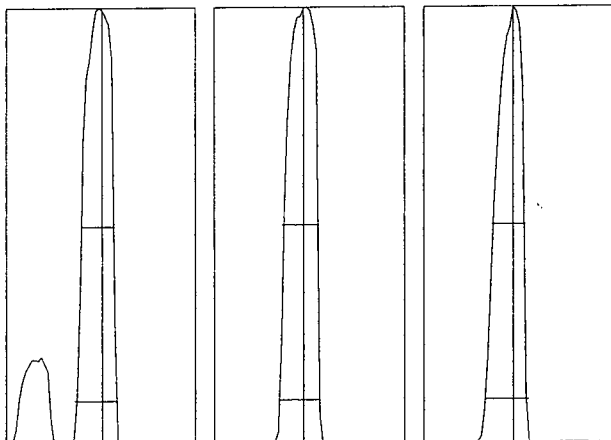
Tune Report

Tune File : NG_HMI.u
 Comment : 120730



Integration Time: 0.1000 sec
 Sampling Period: 0.7200 sec
 n: 200
 Oxide: 156/140 0.734%
 Doubly Charged: 70/140 0.988%

m/z	Range	Count	Mean	RSD%	Background
7	20,000	17210.0	17252.4	1.51	1.40
89	50,000	41005.0	40082.5	1.71	1.50
205	50,000	29021.0	28756.1	1.91	6.00
156/140	2	0.786%	0.733%	6.44	
70/140	2	1.068%	0.977%	5.68	
140	50,000	42229.0	42313.1	1.87	3.50
59	50,000	22840.0	23206.4	1.86	1.80



m/z:	7	89	205
Height:	17,054	40,580	29,367
Axis:	7.05	88.95	204.95
W-50%:	0.55	0.60	0.55
W-10%:	0.700	0.6500	0.700

Integration Time: 0.1000 sec
 Acquisition Time: 22.7600 sec

Y axis : Linear

Tune Report

Tune File : NG_HMI.u
Comment : 120730

Tuning Parameters

===Plasma Condition===	===Ion Lenses===	===Q-Pole Parameters===
RF Power : 1600 W	Extract 1 : 0 V	AMU Gain : 128
RF Matching : 1.7 V	Extract 2 : -140 V	AMU Offset : 129
Smpl Depth : 8 mm	Omega Bias-ce : -24 V	Axis Gain : 0.9999
Torch-H : 0.2 mm	Omega Lens-ce : -0.4 V	Axis Offset : -0.05
Torch-V : -0.2 mm	Cell Entrance : -30 V	QP Bias : -3 V
Carrier Gas : 0.5 L/min	QP Focus : 5 V	
Makeup Gas : 0.5 L/min	Cell Exit : -30 V	===Detector Parameters===
Optional Gas : --- %		Discriminator : 8 mV
Nebulizer Pump : 0.1 rps	===Octopole Parameters===	Analog HV : 1720 V
Sample Pump : --- rps	OctP RF : 180 V	Pulse HV : 1350 V
S/C Temp : 2 degC	OctP Bias : -6 V	

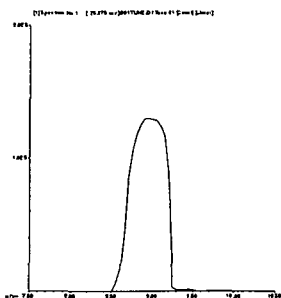
===Reaction Cell===

Reaction Mode : OFF			
H2 Gas : 0 mL/min	He Gas : 0 mL/min	Optional Gas : --- %	

200.8 QC Tune Report

Data File: C:\ICPCHEM\1\DATA\12G30k00.B\001TUNE.D
 Date Acquired: Jul 30 2012 10:26 am
 Acq. Method: TN200_8.M
 Operator: NBS
 Sample Name: 100ppb Tune sol
 Misc Info:
 Vial Number: 1303
 Current Method: C:\ICPCHEM\1\METHODS\TN200_8.M

Element	CPS Mean	Rep1	Rep2	Rep3	Rep4	Rep5	%RSD	Required	Flag
9 Be	676181	684266	677402	680651	672190	666397	1.59	5.00	
24 Mg	2092363	2096457	2108867	2090063	2078698	2087732	1.39	5.00	
59 Co	3388701	3427269	3404119	3392502	3361721	3357893	1.10	5.00	
115 In	17343573	17558716	17447692	17316488	17225710	17169260	0.88	5.00	
208 Pb	2994814	2987683	3018816	2996945	2993348	2977280	0.46	5.00	



9 Be

Mass Calib.

Actual: 8.95

Required: 8.90 - 9.10

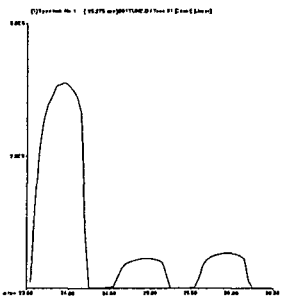
Flag:

Peak Width

Actual: 0.60

Required: 0.90

Flag:



24 Mg

Mass Calib.

Actual: 23.95

Required: 23.90 - 24.10

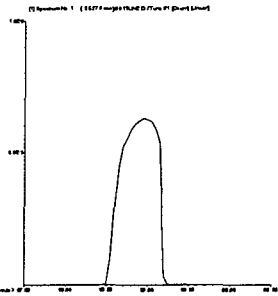
Flag:

Peak Width

Actual: 0.60

Required: 0.80

Flag:



59 Co

Mass Calib.

Actual: 58.95

Required: 58.90 - 59.10

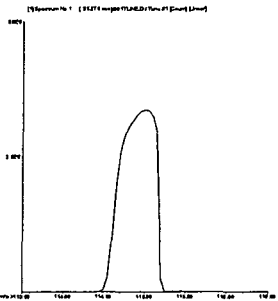
Flag:

Peak Width

Actual: 0.55

Required: 0.90

Flag:



115 In

Mass Calib.

Actual: 115.00

Required: 114.90 - 115.10

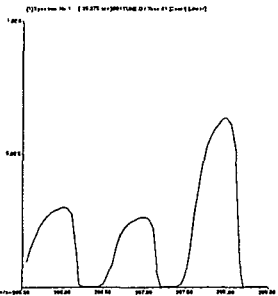
Flag:

Peak Width

Actual: 0.55

Required: 0.90

Flag:



208 Pb

Mass Calib.

Actual: 207.95

Required: 207.90 - 208.10

Flag:

Peak Width

Actual: 0.55

Required: 0.80

Flag:

Tune Result:

Pass

Metals Digestion Worksheet

Method Name 3015 Digestion

Prep Method M3015

Set 120730A

Units mL

Spikes	
Spiked ID 1	LCSW LOT# 1037547-31169
Spiked ID 2	LCSW LOT# 1037546-31168
Spiked ID 3	
Spiked ID 4	
Spiked By	NM Date: 07/30/12 10:50:00 AM
Witnessed By	BC Date: 07/30/12 10:50:00 AM

Starting Temp:	20 c
Ending Temp:	170 c
Temperature Type:	Microwave
Sufficient Vol for Matrix QC:	Yes
End Date/Time	07/30/12 12:00

Sample	Sample Container	Spike Amount	Spike ID	Digested Amount	Final Volume	Start Date/Time	Comments
1 120730A BIK				45mL	50mL	07/30/12 10:50	equip: Venus
2 120730A LCS		90uL	1+2	45mL	50mL	07/30/12 10:50	equip: Venus
3 AY65049	AY65049W01			45mL	50mL	07/30/12 10:50	equip: Venus
4 AY65052	AY65052W01			45mL	50mL	07/30/12 10:50	equip: Venus
5 AY65220	AY65220W08			45mL	50mL	07/30/12 10:50	equip: Venus
6 AY65220 MS	AY65220W08	90uL	1+2	45mL	50mL	07/30/12 10:50	equip: Venus
7 AY65220 MSD	AY65220W08	90uL	1+2	45mL	50mL	07/30/12 10:50	equip: Venus

Solvent and Lot#
HNO3 J.T.B L10023 0233

Sample COC Transfer	
Sample prep employee Initials	nm
Analyst's initials	EA
Date	7-30-12
Time	12:00
Moved to	Metals

Technician's Initials	
Scanned By	lo
Sample Preparation	nm
Digestion	nm
Bring up to volume	nm
Modified	07/30/12 10:33:01 AM

Reviewed By: EA

Date: 7-30-12

6020/200.8 Injection Log

Directory: K:\ICP-MS Optimus\raw data output csv\

RunID	Injected		Sample Name	Misc Info	FileName	Multiplier
1	30 Jul 2012	10:45	Calibration Blank		120730Arev	1.
2	30 Jul 2012	10:51	120730 Standard 1		120730Arev	1.
3	30 Jul 2012	10:58	120730 Standard 2		120730Arev	1.
4	30 Jul 2012	11:05	120730 Standard 3		120730Arev	1.
5	30 Jul 2012	11:11	120730 Standard 4		120730Arev	1.
6	30 Jul 2012	11:18	ICV 120730		120730Arev	1.
8	30 Jul 2012	11:31	ICB 120730		120730Arev	1.
9	30 Jul 2012	11:38	CCV 120730		120730Arev	1.
10	30 Jul 2012	11:45	CCB 120730		120730Arev	1.
12	30 Jul 2012	12:04	ICSA 120730		120730Arev	1.
13	30 Jul 2012	12:11	ICSAB 120730		120730Arev	1.
14	30 Jul 2012	12:24	CCV 120730		120730Arev	1.
15	30 Jul 2012	12:37	CCB 120730		120730Arev	1.
23	30 Jul 2012	13:30	CCV 120730		120730Arev	1.
24	30 Jul 2012	13:48	CCB 120730		120730Arev	1.
25	30 Jul 2012	13:54	120730A-3015-BLK		120730Arev	1.
26	30 Jul 2012	14:01	120730A-3015-LCS		120730Arev	1.
31	30 Jul 2012	14:34	AY65220W08		120730Arev	1.
32	30 Jul 2012	14:41	AY65220W08 MS		120730Arev	1.
33	30 Jul 2012	14:47	AY65220W08 MSD		120730Arev	1.
34	30 Jul 2012	14:54	AY65220W08-A		120730Arev	1.
36	30 Jul 2012	15:07	CCV 120730		120730Arev	1.
37	30 Jul 2012	15:20	CCB 120730		120730Arev	1.