



Final API-653 Inspection Report

PRL 99-21: Clean, Inspect, and Repair Tank 15, Red Hill

FISC Pearl Harbor, Hawaii

Prepared for:

Air Force Center for Environmental Excellence

Worldwide Environmental Restoration and Construction Contract

Contract Number: FA8903-04-D-8681

Task Order: 0176

January 2007





Weston Solutions, Inc.
841 Bishop Street
Suite 2301
Honolulu, Hawaii 96813
808-275-2900 • Fax 808-585-7378

30 January 2007

Ms. Kim Chang
AFCEE IWE
25 E. Street, Suite E-317
Hickam AFB, HI 96853

RE: Submittal of Final API-653 Inspection Report
Clean, Inspect, and Repair Tank 15 (PRL 99-21)
FISC Pearl Harbor, Hawaii
FA8903-04-D-8681, Task Order Number 0176
(CDRL A001A and B010)

Dear Ms. Chang:

Please find the enclosed Final API-653 Inspection Report for the Clean, Inspect, and Repair Tank 15 project. Hard and electronic copies of this submittal have also been forwarded to the recipients listed below. Please call me at (808) 275-2948, or email me at d.desario@WestonSolutions.com with any questions or comments.

Sincerely,
Weston Solutions, Inc.

A handwritten signature in blue ink that reads "Daniel F. DeSario".

Daniel F. DeSario
Project Manager
API 653 Inspector – No. 24570
API 570 Inspector – No. 27637

A handwritten signature in blue ink that reads "Jennifer Johnson".

Jennifer Johnson, PE
Fuel System Services, Technical Manager
API 653 Inspector – No. 24694
API 570 Inspector – No. 25784

Enclosures

cc: AFCEE – MSCD (w/o att.)
FISC, Pearl Harbor, Terry Strack (3 copies)
Lisa Blandford
Program File
Project File



Final API-653 Inspection Report

PRL 99-21: Clean, Inspect, and Repair Tank 15, Red Hill

FISC Pearl Harbor, Hawaii

**Prepared for
Air Force Center for Environmental Excellence
Worldwide Environmental Restoration and Construction Contract**

**Prepared By
Weston Solutions, Inc.
841 Bishop Street, Suite 2301
Honolulu, HI 96816**

**Contract No. FA8903-04-D-8681
Task Order: 0176**

January 2007

TABLE OF CONTENTS

Section	Page
1.0 INTRODUCTION.....	1-1
2.0 FINAL API 653 INSPECTION.....	2-1
2.1 LFET SHELL AND BFET WELD SCANNING AND UT MEASUREMENTS	2-1
2.2 API 653 ELVAULATION.....	2-1
2.3 FINDINGS/RECOMMENDATIONS	2-6
2.4 CONCLUSIONS.....	2-8

TABLES

Table 2-1 Patch Plate and Weld Repair Summary

Table 2-2 Grout Nozzle Condition Summary

APPENDICES

Appendix A Low Frequency Electromagnetic Technique Inspection

Appendix B Photographic Documentation

Appendix C Historical Information

Appendix D Repair Sketches

Appendix E Strapping Table

LIST OF ACRONYMS

AFCEE	Air Force Center for Environmental Excellence
API	American Petroleum Institute
ASME	American Society of Mechanical Engineers
ASTM	American Society for Testing and Materials
BFET	Balance Field Electromagnetic Technique
BPVC	Boiler and Pressure Vessel Code
DESC	Defense Energy Support Center
FISC	Fleet and Industrial Supply Center
LFET	Low Frequency Electromagnetic Technique
MT	Magnetic Particle (testing)
PT	Liquid Penetrant (testing)
TO	Task Order
UT	Ultrasonic Thickness (testing)
VB	Vacuum Box (testing)
VT	Visual Inspection

Executive Summary

Under contract agreement (Contract No. FA8903-04-D-8681/0176) with the Air Force Center for Environmental Excellence (AFCEE), Weston Solutions, Inc. has prepared this Final API 653 Inspection Report for Defense Energy Support Center (DESC) Project PRL 99-21 Clean, Inspect, and Repair Tank 15 in Red Hill. The facility is part of the Fleet Industrial Supply Center (FISC) Pearl Harbor.

Tank 15 was built in 1942 (completed in 1943). Its nominal capacity is 302,000 barrels (listed as 302,536 barrels). The tank, like the others in Red Hill, is an underground concrete tank with a steel liner. The configuration is a vertical cylinder measuring 100 feet in diameter and 250 feet in height. The tank is domed on the lower and upper ends.

This task consisted of the continuation of an out-of-service, modified API 653 inspection of Tank 15 in Red Hill, initiated through another contracting mechanism. The work included non-destructive examination (NDE) and evaluation of the data for the upper dome (courses A, B, C, D, E, and F), the extension, the area under the catwalk, barrel, the lower dome (courses 1, 2, 3 and 4), and the bottom. Eighty-three percent of the entire tank area underwent NDE, including 100% of the tank barrel and extension. Inspection for the tank bottom and lower dome were done under a separate contract prior to Weston's involvement.

Hand held electromagnetic scanners were used to test the steel liner plates of the tank. When defects/flaws were found, then ultrasonic thickness (UT) measurements were taken to establish actual thicknesses in these areas. Welds were inspected with eddy current probes. When defects/flaws were found, then shear wave (angle beam) ultrasonic testing was performed to establish the remaining thickness at the weld flaw locations.

Based on the information gathered during the inspection of Tank 15 the corrosion rate has been calculated to be 0.0045 inches per year. Applying this repair threshold to the 198 defects/flaws detected, results in a requirement / recommendation that approximately 109 defects/flaws be repaired for a twenty year re-inspection cycle. An abbreviated summary of the required/recommended repairs on the tank shell/liner is as follows:

Weld Repairs – 31 Patch/Insert Plates – 58 (78 flaws)

Upon successful completion of the recommended repairs, the next internal and UT inspection of Tank 15 should be performed no later than 25 August 2025. The overall effectiveness of the Dunkin & Bush, Inc. repairs appeared to have satisfactorily addressed flaws detected in Tank 15. Repairs were performed in accordance with the recommendations.

This page left blank intentionally.

1.0 INTRODUCTION

Under contract agreement (Contract No. FA8903-04-D-8681/0176) with the Air Force Center for Environmental Excellence (AFCEE), Weston Solutions, Inc. has prepared this Final API 653 Inspection Report for Defense Energy Support Center (DESC) Project PRL 99-21 Clean, Inspect, and Repair Tank 15 in Red Hill. The facility is part of the Fleet Industrial Supply Center (FISC) Pearl Harbor. Weston Solutions, Inc. was under contract to perform a modified API 653 Inspection, develop new calibration tables, and install a datum plate.

The Red Hill Fuel Facility is located on the Island of Oahu, Hawaii and is used to store fuel in support of military operations on Oahu, in the mid-Pacific area, and other areas as required. The site is located within the ridgeline between South Halawa Valley and Moanalua Valley. The site is built into the ridgeline, encasing a network of 20 subterranean tanks. Access to the facility is through secure Navy property, and access to the fuel tanks and piping is by elevator and the upper and lower tunnels.

Tank 15 was built in 1942 (completed in 1943). Its nominal capacity is 302,000 barrels (listed as 302,536 barrels). The tank, like the others in Red Hill, is a concrete tank with a steel liner. The configuration is a vertical cylinder measuring 100 feet in diameter and 250 feet in height. The tank is domed on the lower and upper ends. The primary access point to the tank is from the upper tunnel which is at the 200 foot level of the tank. The tank has a center tower extending from the top to the bottom that is connected to the access point by a catwalk. Cleaning, inspection, and repair of the shell liner, including the domes, are made possible by boom suspended scaffolding that is operated from center tower and the suspended baskets.

This API 653 Inspection Report outlines the inspection approach, the evaluation methodology, and the findings/recommendations.

Inspection Approach

This task consisted of the continuation of an out-of-service, modified API-653 inspection of Tank 15 in Red Hill, initiated through another contracting mechanism. The work included evaluation of courses A, B, C, D, E, and F of the upper dome, the extension, the area under catwalk, barrel, and the lower dome (courses 1, 2, 3 and 4). Inspection for the tank bottom and lower dome were done under a separate contract prior to Weston's involvement.

Electromagnetic inspection/testing was followed by Ultrasonic Thickness (UT) measurement prove-ups. The electromagnetic inspections utilized hand scanners capable of low frequency electromagnetic technique (LFET) for the shell liner and balance field electromagnetic technique (BFET) on the welds.

Hand held electromagnetic scanners were used to test the steel liner plates of the tank. When defects/flaws were found, then UT measurements were taken to establish actual thicknesses in

these areas. Welds were inspected with eddy current probes. When defects/flaws were found, then shear wave ultrasonic testing was performed to establish the remaining thickness at the weld flaw locations. Certain weld flaws were also inspected using the vacuum box method. UT testing of all of the 3-inch grout nozzles performed.

Evaluation Methodology

API 653 can be implemented when the tank design/construction is in accordance with API 650 or API 12C and the tank is aboveground. Tank 15 is an underground concrete tank with an internal steel liner. Due the design / construction of the tank all of the principles and checklists provided in API 653 cannot be used for this tank inspection. For example, the steel liner which is interlocked or embedded to the concrete acts as a barrier between the product and the concrete 'shell'. Since Tank 15 is not a free-standing aboveground storage tank, the API 653 calculations evaluating the minimum shell thickness is not applicable to evaluate the steel liner. However it is feasible to implement the API 653 calculations for minimum bottom plate thickness to evaluate the steel liner located throughout the barrel, expansion joint, extension, domes, and bottom. Therefore, for this inspection the applicable portions of API 653 have been utilized, resulting in a modified API 653 inspection.

A review of available history information was performed. Visual inspection/evaluation of existing conditions throughout the tank was conducted. Inspection of the 32" inlet/outlet line and visual inspection of the tank bottom were also performed. Reviews of the initial inspection (scanning and UT testing) conducted in January 2005 and the subsequent repairs were also performed.

Recommendations

The findings (defects/flaws) are listed in table format, depicted in photographs when applicable, and discussed as necessary. The recommendations are based on the evaluation of the data and the principles of API 653. In areas where the principles of API 653 do not apply, decisions were made based on sound engineering judgment.

Recommendations of required repairs were submitted for government review and approval on 28 September 2005. Dunkin & Bush, Inc. performed the repairs.

2.0 FINAL API 653 INSPECTION

2.1 LFET SHELL AND BFET WELD SCANNING AND UT MEASUREMENTS

Initially, a random inspection was conducted on Tank 15 from January 17th to the 28th, 2005. The percentage of the tank inspected at that time was considered to be 11% and a total of 89 defects/flaws were found. This work was performed by TesTex, Inc. under contract to Thermal Engineering Corp.

The subject scanning and testing effort, beginning on July 25 and completing August 25, 2005, consisted of a continuation of the scanning by TesTex, Inc. under contract to Weston Solutions, Inc. This continuation included evaluation of courses A, B, C, D, E, and F of the upper dome, the extension, the area under the catwalk, barrel, courses 1, 2, 3 and 4 of the lower dome, and UT measurements on the 18" and 32" inlet/outlet lines. Inspection for the tank bottom and lower dome were done under a separate contract prior to Weston's involvement.

The scanning was performed using the TesTex developed *TS-2000 NDT Multichannel System* for plate scanning and the principles of the LFET. The *Hawkeye Digital Inspection System* was used for weld scanning. Shear wave ultrasonic thickness measurement equipment was used to further evaluate weld flaws. A total of 198 defects/flaws were located during this inspection/testing effort.

The TesTex, Inc. report for the subject inspection/testing effort is provided in Appendix A. Photographs depicting conditions of certain features in the tank as well as the scanning task are provided in Appendix B.

2.2 API 653 EVALUATION

History

Tank 15 was built in 1942 (completed in 1943). Its nominal capacity is 302,000 barrels. The tank is a concrete tank with a steel liner. The configuration is a vertical cylinder measuring 100 feet in diameter and 250 feet in height (internal). The tank is domed on the lower and upper ends. The primary access point to the tank is from the upper tunnel which is at the 200 foot level of the tank. The nominal plate thickness is 1/4-inch throughout the upper dome, extension, barrel, and lower dome the nominal plate thickness on the bottom is 1/2-inch. The tank was coated in the early 1980s with a thin film polyurethane coating.

The tank history information (Appendix C) indicates that the tank leaked badly on July 19, 1981 shortly after being put back into service after approximately one year of cleaning, inspection, and repair work. No information, other than the leak was likely at the 185' level, is provided in the tank history information document. A detailed visual inspection of the 185' level and the

expansion joint (186.5' to 188') level was performed in an effort to possibly determine the repairs made at that time. Notable observations made during this particular inspection included what appears to be the repair of approximately three feet of vertical weld at the 185' level, a patch plate on the underside of the expansion joint, and the repair of an expansion joint vertical weld. No conclusions were drawn other than the leak was eventually repaired.

The telltale system that was previously located in the tank has been removed and the openings created by the removal were closed with lap patch plates. Interspersed patch plates were also found adjacent to and on welds of the shell liner. These patch plates located near or on welds do not indicate backside corrosion so much as they were likely repairs to the welds themselves.

In 1997/1998 the tank was inspected, repaired, and returned to service. There is no documented information that would indicate that back side corrosion has resulted in a through hole in the tank prior to 1998. However, due to the repairs made in 1998 on the flaws detected during that inspection, it is feasible that back side corrosion had resulted in a through hole in the 1998 timeframe.

Repair Threshold for Plate and Weld Flaws

A documented through hole in the tank resulting from underside corrosion establishes the corrosion rate. The suspected through hole in 1998 will be used to establish the corrosion rate. The calculated corrosion rate is 0.0045 inches per years (0.25 in/ (1998-1943)). This rate establishes a 20 year internal inspection interval resulting in a minimum remaining plate thickness of 0.1 inches with a *repair threshold of 0.190 inches since an internal coating system is in-place to eliminate internal corrosion.*

The following information was used to determine the corrosion rate and repair threshold:

Nominal Shell (steel liner) Thickness		0.25 inches
Minimum Remaining Thickness at Or	MRT	0.1 inches
In-service Interval of Operation	Or	20 years
Year of Construction		1943 year
Year of Inspection (underside corrosion extends through full thickness)		1998 year
Maximum Corrosion Rate (underside)	UPr	0.0045 inches/year

Minimum Remaining Thickness (after repairs) 0.190 inches

Applying this repair threshold to the 198 defects/flaws detected, results in a requirement / recommendation that approximately 109 defects/flaws be repaired. Of the 109 flaws, 78 will require repair by the installation of 58 patch plates. Several patch plates will be used to repair multiple flaws. The remaining 31 flaws will require weld repair. The Patch Plate and Weld Repair Summary are provided as Table 2-1. Repair sketches are provided in Appendix D.

32-inch Inlet/Outlet Line

The 32-inch line from the internal flange to the 20-inch flange in the lower tunnel was pressured tested by Dunkin & Bush, Inc. at 150 PSIG for 4 hours and no pressure loss was observed. The evaluation of the tank included observations of the internal portion of the 32-inch inlet/outlet line. The observation revealed that portions of the circumferential butt weld have incomplete penetration. The circumferential butt welds on the 32-inch line that have incomplete penetration require repair (see repair sketches in Appendix D). A photograph of the incomplete penetration is provided in Appendix B.

Anchors, Clips, and Angles

Inspection of the bottom of the tank revealed the presence of elevator attachments including three anchors for the step and platform, four anchors for elevator cables, and two angles that previously acted as a stopping point for the elevator. An additional eight anchors/clips, for other tank appurtenances that are no longer present, are also located on the bottom of the tank. History information on the tank indicates that a telemeter system was previously installed in the tank which served as the automatic tank gauging (ATG) system. It is believed that some of the additional eight anchors/clips were previously used to for the telemeter system which is no longer present. The available tank history information is provided in Appendix C. All unused anchors, clips, and angles require proper removal from the tank. The recommended repair was completed.

18-inch Inlet/Outlet line

There is an 18-inch inlet/outlet line on the bottom of the tank. The line from the internal flange to the 12-inch flange in the lower tunnel was pressured tested by Dunkin & Bush, Inc. at 150 PSIG for 4 hours and no pressure loss was observed. The supports and reinforcing plate are corroding, are undersized, and were constructed in a manner that produced angles that are not easily coated. The pipe supports and reinforcing pads (2 each) for the 18-inch should be repaired by replacement. The repair was completed.

Four ¾-inch Sample Lines and 4-inch Slop (water draw-off) Line

The 4 x ¾-inch sample lines were pressure tested at 150 PSIG for 4 hours and no pressure loss was observed. The 4-inch slop line failed to maintain pressure during its pressure test and was repaired.

Strapping and Installation of a Datum Plate

Weston Solutions, Inc. retained Gauge point Calibration to develop calibrated capacity tables for the Tank (Appendix E). The total capacity was determined to be 304,775.68 barrels. Weston Solutions, Inc. retained Dunkin & Bush, Inc. to install a datum plate on the bottom beneath the mass tank gauge (MTG) probe.

3-inch Grout Nozzles

There are approximately 306 3-inch grout nozzles located throughout the tank. The general position of these nozzles are as follows:

Upper Dome – 43, Extension – 109, Barrel – 51, Lower Dome – 103

The nozzles are closed on the end by a ¼-inch round steel plate welded to the end of the nozzle. The nominal wall thickness is apparently schedule 40 which is equal to approximately 0.226 inches. This thickness is less than the nominal thickness of the steel shell liner of the tank. Approximately half way through July/August 2005 inspection/testing effort it became evident that UT measurements should be obtained to evaluate the wall thicknesses of the nozzles. On August 8th the inspection/testing of the tank began including UT measurements on the 3-inch grout nozzles. The nozzles located on the portion of the tank already inspected and throughout the lower dome were not UT tested as the majority of the lower dome was inspected/tested during the January 2005 effort. It is estimated that 50% of the grout nozzles in the barrel and all the nozzles in the lower dome have not been UT tested. All remaining nozzles, approximately 130, should be UT tested. The shell to nozzle weld should also be checked with an eddy current probe (*Hawkeye*). If flaws are found in the shell to nozzle weld the flaw should be further evaluated using shear wave ultrasonic thickness measurement equipment. The recommended testing was completed.

Results from this testing revealed that numerous nozzles had varying levels of corrosion or coating failure present. A qualitative inspection of the condition of the coating on the nozzles was performed. The level of coating failure on the nozzle was considered to be one of the following qualitative ratings. It should be noted that these qualitative ratings were relative to these nozzles only.

No observed failure – 166 nozzles

Minor coating failure (few small blisters) – 56 nozzles

Moderate coating failure (many small blisters) – 51 nozzles

Moderate-to-severe failure (blisters with rust stains) – 22 nozzles

Severe failure (many blisters with rust stains and/or cracked coating) – 11 nozzles

Table 2-2 Grout Nozzle Condition Summary, lists the findings of this qualitative inspection. Grout nozzles with no observed coating failure are not listed on the table. The coating failures on the 3-inch grout nozzles should be repaired in accordance with a NACE inspector's or coating specialist's recommendations. Nozzles with moderate-to-severe or severe ratings should also be vacuum box tested after the failed coating is removed. The nozzle coating and testing recommendations were completed; required repairs resulting from the vacuum box testing is discussed in paragraph entitled Repair Inspections.

Repair Inspections

Weston Solutions, Inc. re-visited Tank 15 on numerous occasions to complete additionally recommended testing, clarify repair recommendations, and evaluate the repair process. The following summarizes the additional/follow-up inspections performed by Weston Solutions, Inc.:

3-inch Grout Nozzles

On December 8, 2005 Weston Solutions, Inc. re-visited Tank 15 to complete additionally recommended UT testing on the 3-inch grout nozzles. Of the remaining nozzles (approximately 130) inspected, 23 had underside corrosion flaws detected. Of the 23 flaws, 5 are considered repairable as the remaining wall thickness in these nozzles was found to be below 0.190 inches. These 23 flaws have been added to the Patch Plate and Weld Repair Summary. These additional flaws were repaired per the recommendations.

On December 19, 2005 Weston Solutions, Inc. re-visited Tank 15 to assist Dunkin & Bush, Inc. in determining which grout nozzles will require coating repair since all UT testing on the nozzles had been completed. A total of 112 x 3-inch nozzles were observed with varying degrees coating failure that require repair. The locations of the nozzles are as follows: lower dome – 82, barrel – 28, extension – 2, and upper dome – 0. The repair should include the proper appropriate surface preparation. The coating material should be a flexible Novalac epoxy coating. The recommended coating repairs were performed.

32-Inch Inlet/Outlet Nozzle

On December 29, 2005 Weston Solutions, Inc. re-visited Tank 15 to clarify the recommendation on how to repair the flaws in the 32-inch nozzle. The inside of the nozzle was re-inspected and a sketch was produced to illustrate the repair locations (Appendix D). The recommended repairs were completed.

2.3 FINDINGS/RECOMMENDATIONS

1. Install 58 patch plates to repair 78 flaws as listed on Table 2-1 Patch Plate and Weld Repair Summary. The patch plates shall be ASTM A-36 carbon steel rolled to the nominal radius of the tank. Install patch plates with toe-to-toe weld spacing as indicated on repair sketches, noted on the summary table, and in accordance with the requirements of API-653 when the sketches and summary table are not specific. Patch plates shall be examined/tested by vacuum box, liquid penetrant, and visual methods in accordance with written procedures complying with ASME BPVC Section V, AWS, and/or API 650.
2. Perform 31 weld repairs on weld flaws as listed on Table 2-1 Patch Plate and Weld Repair Summary. Weld repairs shall be examined by vacuum box, liquid penetrant, and visual methods.
3. Remove all unused anchors, clips, and angles on the bottom of the tank. The items are to be ground off and the bottom is to be ground smooth. The locations are to be examined/tested by the magnetic particle or liquid penetrant, and visual methods.
4. Repair by replacing the supports and reinforcing plates (2 each) for the 18-inch inlet/outlet line. Shop drawings are to be prepared, provided, and approved prior to the completion of the repair. Reinforcing plate welds shall be examined by vacuum box, liquid penetrant, and visual methods.
5. Perform weld repair on approximately four feet of circumferential butt weld on the inside of the 32-inch inlet/outlet line to correct the lack of penetration condition. The weld repairs shall be examined/tested by the liquid penetrant and visual methods.
6. The remaining 130 3-inch grout nozzles that have not been examined should be UT tested. The shell to nozzle weld should also be checked with an eddy current probe (*Hawkeye*). If flaws are found in the shell to nozzle weld the flaw should be further evaluated using shear wave ultrasonic thickness measurement equipment.
7. The coating failures on the 3-inch grout nozzles should be repaired in accordance with a NACE inspector's or coating specialist's recommendations. Nozzles with moderate-to-severe or severe ratings should also be vacuum box tested after the failed coating is removed.
8. The coating in the tank should be repaired in accordance with a NACE inspector's or coating specialist's recommendations (not necessarily re-coated entirely). A coating present on the interior surface allows for the exclusion of stock side corrosion rate when calculating an operational life for the tank. Patch plates, weld repairs, grout nozzles, the expansion joint, scattered areas in the lower dome, and scattered areas in lower portion of the barrel will require coating repair.

The repair contractor shall utilize Welding Procedure Specifications (WPS) proven by Procedure Qualification Records (PQR). Welders shall be certified in accordance with ASME Boiler and Pressure Vessel Code (BPVC) Section IX.

In accordance with API 650 and ASME BPVC Section V non-destructive examination (NDE) technicians/examiners shall be certified per: (1) SNT-TC-1A, Personnel Qualification and Certification in Nondestructive Testing; or (2) ANSI/ASNT CP-189, ASNT Standard for Qualification and Certification of Nondestructive Testing Personnel; or (3) ACCP, ASNT Central Certification Program.

2.4 CONCLUSIONS

Upon successful completion of the recommended repairs, the next internal and UT inspection of Tank 15 should be performed no later than 25 August 2025. The overall effectiveness of the Dunkin & Bush, Inc. repairs appeared to have satisfactorily addressed flaws detected in Tank 15. Repairs were performed in accordance with the recommendations.

Table 2-1 Patch Plate and Weld Repair Summary

Quadrant A					
Tank Section	Vertical Drop #	Row #	Flaw #	Flaw Type / Wall Remaining	Repair Recommendation
Barrel	13	28	3	Topside Pit	8" x 8" x 1/4" patch plate, 2" radius corners
Barrel	19	25	4A	0.215"	No Repair
Barrel	19	25	4	0.220"	No Repair
Barrel	12	8/9	53	Pinhole / 0.163"	Weld Repair
Barrel	12	14	54	Pinhole / 0.160"	Weld Repair
Barrel	12	14	55	Pinhole / 0.180"	Weld Repair
Expansion	13	E-4	66	0.180"	12" x 14.375" x 1/4" patch plate, see sketch
Barrel	14	1	67	Pinhole / 0.190"	No Repair
Barrel	15	4	68	Pinhole / 0.165"	Weld Repair
Barrel	15	5	69	Pinhole ~1/8" Dia. / 0.175"	Weld Repair
Barrel	16	22	70	Pinhole ~1/32" Dia. / 0.190"	No Repair
Barrel	16	14	71	Pinhole ~1/8" Dia. / 0.185"	Weld Repair
Barrel	16	14	72	Pinhole ~1/8" Dia. / 0.190"	No Repair
Barrel	16	15/16	73	Pinhole ~1/32" Dia. / 0.200"	No Repair
Barrel	18	17	89	0.195"	No Repair
Barrel	18	13	90A	Pinhole ~1/32" Dia. / 0.190"	Weld Repair
Barrel	18	13	90	Pinhole ~1/32 Dia. / 0.185"	Weld Repair
Expansion	18	E-4	91	0.170"	9" x 10" x 1/4" patch plate, see sketch
Extension	14	E-3	153	0.180"	28" x 48" x 1/4" patch plate, see sketch
Extension	14	E-3	150	0.170"	Repair with Flaw 153
Extension	14	E-3	152	0.160"	Repair with Flaw 153

Table 2-1 Patch Plate and Weld Repair Summary

Quadrant A					
Tank Section	Vertical Drop #	Row #	Flaw #	Flaw Type / Wall Remaining	Repair Recommendation
Extension	14	E-3	149	0.160"	Repair with Flaw 153
Extension	14	E-3	151	0.180"	Repair with Flaw 153
Extension	13	E-3	134	0.170"	16" x 30" x 1/4" patch plate, see sketch
Extension	13	E-3	135	0.180"	Repair with Flaw 134
Extension	13	E-3	136	0.180"	Repair with Flaw 134
Extension	13	E-3	137	0.190"	Repair with Flaw 134
Extension	13	E-3	138	0.180"	Repair with Flaw 134
Extension	15	E-2	156	0.180"	10" x 16" x 1/4" patch plate, see sketch
Extension	16	E-1	157	0.180"	8" x 1/4" round patch plate
Barrel	19	2	92	0.209"	No Repair
Barrel	19	3	93	Blister/Pinhole / 0.183"	Weld Repair
Upper Dome	A	18	133	Topside Gouge / 0.170"	8" x 1/4" round patch plate (4" from cover plate)
Upper Dome	A	12	154	0.180"	10" x 16" x 1/4" patch plate, see sketch
Upper Dome	A	12	155	Topside Gouge / 0.180"	8" x 8" x 1/4" patch plate, see sketch
Upper Dome	B	15	158	0.160"	10" x 8" x 1/4" patch plate, see sketch

Table 2-1 Patch Plate and Weld Repair Summary

Quadrant B					
Tank Section	Vertical Drop #	Row #	Flaw #	Flaw Type / Wall Remaining	Repair Recommendation
Barrel	4	28	1	Topside Gouge/Crack	8" x 8" x 1/4" patch plate, 2" radius corners
Barrel	5	28	2	Topside Pit	6" x 1/4" round patch plate
Barrel	1	3	5	0.200"	No Repair
Expansion	1	E-4	6	1/8" Dia. Hole	14" x 16" x 1/4" patch plate, see sketch
Expansion	1	E-4	6A	0.157"	Repair with Flaw 6
Barrel	4	1	11	0.126"	30" x 40" x 1/4" insert plate, see sketch
Barrel	4	1	12	0.080"	Repair with Flaw 11
Barrel	4	1	13	0.100"	Repair with Flaw 11
Barrel	4	1	14	0.210"	No Repair
Barrel	4	1	15	0.200"	No Repair
Barrel	2	1	10	Lack of Fusion	Weld Repair
Barrel	4	2	19	0.180"	10" x 16" x 1/4" patch plate, see sketch
Barrel	4	2	20	0.190"	Repair with Flaw 19
Barrel	4	2	21	0.200"	No Repair
Barrel	4	2	22	0.170"	24" x 17" x 1/4" patch plate, see sketch
Barrel	4	2	23	0.180"	Repair with Flaw 22
Barrel	4	2	16	0.166"	6" x 1/4" round patch plate, see sketch
Barrel	4	2	17	0.220"	No Repair
Barrel	4	3	24	0.190"	No Repair

Table 2-1 Patch Plate and Weld Repair Summary

Quadrant B					
Tank Section	Vertical Drop #	Row #	Flaw #	Flaw Type / Wall Remaining	Repair Recommendation
Barrel	4	3	25	0.200"	No Repair
Barrel	6	1	28	Topside Pit	6" x 1/4" round patch plate
Barrel	6	3	29	Pinhole / 0.185"	Weld Repair
Barrel	6	3	30	Pinhole / 0.200"	No Repair
Barrel	6	4	32	Pinhole / 0.170"	Weld Repair
Barrel	6	7	31	Pinhole / 0.160"	Weld Repair
Barrel	10	6	50	Pinhole / 0.195"	No Repair
Expansion	10	E-4	51	Pinhole / 0.165"	Weld Repair
Expansion	10	E-4	52	Pinhole	Weld Repair
Extension	1	E-3	97	0.130"	12" x 16" x 1/4" patch plate, see sketch
Extension	1	E-3	101	0.195"	No Repair
Extension	1	E-3	98	0.130"	Repair with Flaw 97
Extension	1	E-3	102	0.130"	6" x 1/4" round patch plate, see sketch
Extension	1	E-3	104	0.175"	6" x 12" x 1/4" patch plate, see sketch
Extension	1	E-3	105	0.180"	Repair with Flaw 104
Extension	1	E-3	106	Topside Pit/Gouge	6" x 1/4" round patch plate
Extension	1	E-3	108	0.150"	6" x 10" x 1/4" patch plate, see sketch
Extension	1	E-3	107	0.180"	8" x 1/4" round patch plate
Extension	1	E-3	109	0.180"	8" x 8" x 1/4" patch plate, see sketch
Extension	1	E-3	99	0.100"	10" x 18" x 1/4" patch plate, see sketch

Table 2-1 Patch Plate and Weld Repair Summary

Quadrant B					
Tank Section	Vertical Drop #	Row #	Flaw #	Flaw Type / Wall Remaining	Repair Recommendation
Extension	1	E-3	100	0.150"	Repair with Flaw 99
Extension	1	E-3	103	0.190"	6" x 1/4" round patch plate, see sketch
Extension	2	E-1	120	0.190"	No Repair
Extension	2	E-3	121	0.180"	8" x 14" x 1/4" patch plate, see sketch
Extension	2	E-3	122	0.170"	Repair with Flaw 121
Extension	2	E-3	123	0.180"	8" x 8" x 1/4" patch plate, see sketch
Extension	2	E-3	124	0.180"	8" x 1/4" round patch plate
Extension	2	E-3	125	0.160"	6" x 12" x 1/4" patch plate, see sketch
Extension	2	E-3	126	0.190"	Repair with Flaw 125
Extension	3	E-2	127	0.190"	No Repair
Extension	5	E-2	128	0.190"	No Repair
Extension	7	E-2	129	0.170"	10" x 10" x 1/4" patch plate, 2" radius corners
Extension	8	E-3	130	0.190"	No Repair
Extension	8	E-2	131	0.150"	8" x 1/4" round patch plate, see sketch
Extension	8	E-1	132	Suspect Crack in Weld / 0.187"	Weld Repair
Upper Dome	C	28	162	0.185"	10" x 10" x 1/4" patch plate, 2" radius corners
Upper Dome	C	23	161	0.190"	No Repair

Table 2-1 Patch Plate and Weld Repair Summary

Quadrant C					
Tank Section	Vertical Drop #	Row #	Flaw #	Flaw Type / Wall Remaining	Repair Recommendation
Expansion	1	E-4	7	Pinhole / 0.140"	Weld Repair
Expansion	1	E-4	7A	Pinhole / 0.160"	Weld Repair
Barrel	4	6	18	Pinhole / 0.188"	Weld Repair
Barrel	4	25	26	Pinhole / 0.193"	No Repair
Barrel	6	2	27	Pinhole / 0.200"	No Repair
Barrel	6	5	33	Pinhole / 0.178"	Weld Repair
Barrel	6	5	34	Pinhole / 0.187"	Weld Repair
Barrel	6	11	35	Pinhole / 0.200"	No Repair
Barrel	6	11	36	Pinhole / 0.200"	No Repair
Barrel	6	15	37	Pinhole / 0.193"	No Repair
Barrel	6	15	38	Pinhole	Weld Repair
Barrel	6	16	39	Pinhole / 0.170"	Weld Repair
Barrel	6	16	40	Pinhole / 0.163"	Weld Repair
Barrel	6	16	41	Pinhole / 0.185"	Weld Repair
Barrel	8	7	42	Topside Pit / 0.220"	No Repair
Barrel	8	21	44	Pinhole / 0.225"	No Repair
Barrel	9	24	43	Crack Around Weld / 0.220"	Weld Repair
Barrel	9	16	45	Pinhole / 0.220"	No Repair
Barrel	9	10	46	Pinhole / 0.188"	Weld Repair

Table 2-1 Patch Plate and Weld Repair Summary

Quadrant C					
Tank Section	Vertical Drop #	Row #	Flaw #	Flaw Type / Wall Remaining	Repair Recommendation
Barrel	10	10	47	Pinhole / 0.193"	No Repair
Barrel	11	13	48	Pinhole / 0.187"	Weld Repair
Barrel	11	13	49	Pinhole / 0.194"	No Repair
Extension	8	E-1	110	Pinhole / 0.235"	No Repair
Extension	5	E-1	159	Pinhole / 0.240"	No Repair
Extension	5	E-1	160	Pinhole / 0.238"	No Repair
Upper Dome	A	39	96	Dent Filled With Weld	No Repair
Upper Dome	A	46	95	3/16" Dia. Pit / 0.175"	6" x 1/4" patch plate
Upper Dome	A	48	94	0.183"	6" x 1/4" patch plate
Upper Dome	A	40	146	Pinhole / 0.240"	No Repair
Upper Dome	A	41	147	Pinhole / 0.240"	No Repair
Upper Dome	A	41	147	Pinhole / 0.240"	No Repair
Upper Dome	A	42	148	Pinhole / 0.240"	No Repair
Upper Dome	A	50	141	0.210"	No Repair
Upper Dome	B	52	142	0.179"	6" x 1/4" patch plate, maintain 3" from cover plate
Upper Dome	B	52	143	0.202"	No Repair
Upper Dome	B	49	139	0.201"	No Repair
Upper Dome	B	50A	140	0.208"	No Repair

Table 2-1 Patch Plate and Weld Repair Summary

Quadrant D					
Tank Section	Vertical Drop #	Row #	Flaw #	Flaw Type / Wall Remaining	Repair Recommendation
Barrel	12	13	56	Pinhole / 0.198"	No Repair
Barrel	12	24	57	Pinhole / 0.198"	No Repair
Barrel	13	7	58	Pinhole / 0.197"	No Repair
Barrel	13	18	59	0.138"	8" x 1/4" round patch plate
Barrel	13	24	60	0.209"	No Repair
Barrel	15	14	61	0.170"	8" x 1/4" round patch plate
Barrel	15	14	62	0.180"	Repair with Flaw 61
Barrel	15	11	63	0.150"	8" x 1/4" round patch plate
Barrel	16	3	64	Pinhole / 0.230"	No Repair
Barrel	16	14	65	0.147"	8" x 1/4" round patch plate
Barrel	17	2	74	> or = 0.230"	No Repair
Barrel	17	7	75	Pinhole / 0.230"	No Repair
Barrel	17	9	76	Pinhole / 0.240"	No Repair
Barrel	17	12	77	Pinhole / 0.187"	Weld Repair
Barrel	17	13	78	Pinhole / 0.230"	No Repair
Barrel	17	13	79	Pinhole / 0.230"	No Repair
Barrel	17	14	80	0.138"	8" x 1/4" round patch plate
Barrel	18	4	81	Pinhole / 0.220"	No Repair
Barrel	18	13	82	Pinhole / 0.220"	No Repair
Barrel	18	13	83	Pinhole / 0.200"	No Repair

Table 2-1 Patch Plate and Weld Repair Summary

Quadrant D					
Tank Section	Vertical Drop #	Row #	Flaw #	Flaw Type / Wall Remaining	Repair Recommendation
Barrel	18	14	84	Pinhole / 0.180"	Weld Repair
Barrel	18	15	85	Pinhole / 0.195"	No Repair
Barrel	18	15	85	Pinhole / 0.200"	No Repair
Barrel	18	15	85	Pinhole / 0.210"	No Repair
Barrel	18	15	86	Pinhole / 0.195"	No Repair
Barrel	18	15	87	Pinhole / 0.215"	No Repair
Barrel	18	15	87	Pinhole / 0.210"	No Repair
Barrel	22	16	88	0.110"	8" x 1/4" round patch plate
Extension	13	E-1	111	0.180"	8" x 1/4" round patch plate
Extension	13	E-1	112	0.165"	Repair with Flaw 111
Extension	13	E-2	113	Pinhole / 0.183"	Weld Repair
Extension	13	E-3	114	0.187"	Remove Grout Nozzle, 8" x 1/4" round patch plate
Extension	13	E-3	115	0.198"	No Repair
Extension	14	E-1	116	0.173"	6" x 1/4" round patch plate
Extension	15	E-2	117	0.172"	8" x 1/4" round patch plate
Extension	16	E-1	118	0.133"	6" x 10" x 1/4" patch plate, 2" radius corners
Extension	18	E-1	119	0.167"	8" x 1/4" round patch plate
Barrel	23	22	8	0.138"	8" x 1/4" round patch plate
Barrel	23	4	9	0.155"	8" x 1/4" round patch plate
Upper Dome	B	58	144	0.206"	No Repair

Upper Dome	B	58	145	0.189"	6" x 1/4" round patch plate, 3" from cover plate
------------	---	----	-----	--------	--

Table 2-1 Patch Plate and Weld Repair Summary

Quadrant D					
Tank Section	Vertical Drop #	Row #	Flaw #	Flaw Type / Wall Remaining	Repair Recommendation
Upper Dome	C	58	163	0.229"	No Repair
Upper Dome	C	64	164	0.230"	No Repair
Upper Dome	C	64	165	0.227"	No Repair
Upper Dome	C	65	166	0.213"	No Repair
Upper Dome	C	70	167	0.221"	No Repair
Quadrant A, B, C, and D (Follow-up Nozzle Inspection)					
Tank Section	Vertical Drop #	Row #	Flaw #	Flaw Type / Wall Remaining	Repair Recommendation
Lower Dome		LD 4	176	0.180"	Remove Nozzle, Install 8" x 1/4" Plate
Lower Dome	6	LD 4	177	0.200"	No Repair
Lower Dome	1	LD 2	178	0.200"	No Repair
Lower Dome	10	LD 3	179	0.198"	No Repair
Lower Dome	13	LD 2	180	0.185"	Remove Nozzle, Install 8" x 1/4" Plate
Lower Dome	26	LD 3	181	0.200"	No Repair
Lower Dome	17	LD 2	182	0.180"	Remove Nozzle, Install 8" x 1/4" Plate
Lower Dome	21	LD 2	183	0.200"	No Repair
Lower Dome		LD 3	184	0.200"	No Repair
Barrel	5	28	185	0.200"	No Repair

Barrel	5 & 6	2	186	0.200"	No Repair
Table 2-1 Patch Plate and Weld Repair Summary					
Quadrant D					
Tank Section	Vertical Drop #	Row #	Flaw #	Flaw Type / Wall Remaining	Repair Recommendation
Barrel	5	28	187	0.185"	Remove Nozzle, Install 8" x 1/4" Plate
Lower Dome	4	LD 4	188	0.178	Remove Nozzle, Install 8" x 1/4" Plate
Lower Dome	9	LD 4	189	0.190"	No Repair
Lower Dome	19 & 20	LD 4	190	0.200"	No Repair
Lower Dome	22 & 23	LD 3	191	0.195"	No Repair
Lower Dome	22 & 23	LD 2	192	0.195"	No Repair
Lower Dome	19	LD 3	193	0.200"	No Repair
Lower Dome	16	LD 2	194	0.200"	No Repair
Lower Dome	14 & 15	LD 3	195	0.200"	No Repair
Lower Dome	11	LD 3	196	0.195"	No Repair
Lower Dome	5	LD 2	197	0.195"	No Repair
Lower Dome	4	LD 3	198	0.200"	No Repair

This page left blank intentionally.

Table 2-2 Grout Nozzle Condition Summary

Quadrant	Drop	Row/Course	Coating Failure/Condition
C	1	2	MINOR
C	4	E-3	MINOR
C	5	2	MINOR
C	7	E-3	MINOR
C	11	E-4 (expansion joint)	MINOR
C	11	2	MODERATE
D	13	E-3	MINOR
D	16	E-3	MINOR
D	16	E-3	MINOR
D	18	2	MODERATE
D	19	E-3	MINOR
B	5	E-3	MINOR
B	6	E-3	MINOR
B	5/6	2	MINOR
B	10	2	MODERATE
A	16	E-4 (expansion joint)	MINOR
A	17	E-3	MINOR
C	2	17	MODERATE
C	5	17	MODERATE
D	13	17	MINOR
D	18	17	MODERATE

Table 2-2 Grout Nozzle Condition Summary

Quadrant	Drop	Row/Course	Coating Failure/Condition
B	5	17	MINOR
B	9	17	MODERATE
B	10	17	MODERATE
A	16	17	MODERATE
A	18	17	MINOR
B	1	24	MODERATE
C	5	24	MODERATE
C	9	24	MODERATE
C	11	24	MODERATE
D	17	24	MODERATE
D	20	24	MINOR
A	16	24	MODERATE
A	12	24	MODERATE
B	11	24	MINOR
B	6	24	MINOR
B	1	28	MODERATE
C	5	28	MODERATE-TO-SEVERE
C	11	28	MODERATE
D	18	28	MODERATE
D	23	28	MODERATE
B	6	28	MODERATE-TO-SEVERE

Table 2-2 Grout Nozzle Condition Summary

Quadrant	Drop	Row/Course	Coating Failure/Condition
B	11	28	MODERATE-TO-SEVERE
A	16	28	MODERATE
B	1	LD-4	SEVERE
B	1	LD-3	SEVERE
C	2	LD-4	MODERATE-TO-SEVERE
C	4	LD-4	SEVERE
C	4	LD-3	MODERATE-TO-SEVERE
C	6	LD-4	MODERATE-TO-SEVERE
C	7	LD-4	SEVERE
C	10	LD-4	MODERATE
C	11	LD-3	MODERATE
D	12	LD-4	MODERATE-TO-SEVERE
D	15	LD-4	SEVERE
D	16	LD-4	MODERATE-TO-SEVERE
D	17	LD-3	SEVERE
D	18	LD-4	SEVERE
D	19	LD-4	MODERATE-TO-SEVERE
D	23	LD-4	MODERATE
D	23	LD-3	MODERATE
A	19	LD-4	MODERATE
A	17	LD-4	MODERATE-TO-SEVERE

Table 2-2 Grout Nozzle Condition Summary

Quadrant	Drop	Row/Course	Coating Failure/Condition
A	15	LD-4	MODERATE
A	13	LD-4	MODERATE
A	12	LD-4	MODERATE-TO-SEVERE
B	10	LD-4	MODERATE-TO-SEVERE
B	8	LD-4	SEVERE
B	6	LD-4	SEVERE
B	4	LD-4	MODERATE-TO-SEVERE
B	2	LD-4	MODERATE-TO-SEVERE
B	5	LD-3	MINOR
A	15	LD-3	MINOR
B	1	LD-2	SEVERE
B	1	LD-3	MODERATE
B	1	LD-2	MINOR
B	1	LD-3	MODERATE
C	2	LD-2	MODERATE-TO-SEVERE
C	2	LD-3	MODERATE
C	3	LD-2	MINOR
C	3	LD-3	MODERATE-TO-SEVERE
C	4	LD-2	MODERATE
C	4	LD-3	MODERATE-TO-SEVERE
C	5	LD-2	MODERATE

Table 2-2 Grout Nozzle Condition Summary

Quadrant	Drop	Row/Course	Coating Failure/Condition
C	6	LD-3	MODERATE-TO-SEVERE
C	6	LD-2	MODERATE
C	8	LD-3	MINOR
C	8	LD-2	MINOR
C	9	LD-3	SEVERE
C	10	LD-2	MODERATE
C	11	LD-3	MINOR
C	11	LD-2	MODERATE
C	11	LD-3	MODERATE-TO-SEVERE
D	12	LD-2	MODERATE
D	13	LD-3	MODERATE-TO-SEVERE
D	14	LD-2	MODERATE-TO-SEVERE
D	15	LD-3	MODERATE
D	16	LD-2	MODERATE
D	16	LD-3	MODERATE
D	17	LD-2	MINOR
D	18	LD-3	MODERATE-TO-SEVERE
D	18	LD-2	MODERATE
D	19	LD-3	MODERATE
D	20	LD-2	MODERATE
D	20	LD-3	MODERATE

Table 2-2 Grout Nozzle Condition Summary

Quadrant	Drop	Row/Course	Coating Failure/Condition
D	23	LD-2	MODERATE
D	23	LD-3	MODERATE
D	23	LD-2	MODERATE
D	23	LD-3	MINOR
D	23	LD-2	MODERATE
A	19	LD-3	MINOR
A	19	LD-2	MINOR
A	18	LD-3	MINOR
A	18	LD-3	MINOR
A	18	LD-2	MINOR
A	17	LD-3	MINOR
A	17	LD-2	MODERATE
A	16	LD-3	MINOR
A	16	LD-2	MINOR
A	15	LD-3	MODERATE
A	14	LD-2	MINOR
A	13	LD-2	MODERATE
A	12	LD-3	MINOR
A	12	LD-2	MINOR
B	11	LD-3	MINOR
B	10	LD-2	MINOR

Table 2-2 Grout Nozzle Condition Summary

Quadrant	Drop	Row/Course	Coating Failure/Condition
B	10	LD-3	MINOR
B	9	LD-2	MINOR
B	9	LD-3	MINOR
B	8	LD-2	MINOR
B	7	LD-3	MINOR
B	7	LD-2	MINOR
B	6	LD-3	MINOR
B	6	LD-2	MINOR
B	5	LD-3	MINOR
B	4	LD-2	MINOR
B	3	LD-2	MINOR
B	2	LD-2	MINOR
B	1	LD-3	MINOR
B	1	LD-2	MINOR

This page left blank intentionally.

APPENDIX A
LOW FREQUENCY ELECTROMAGNETIC TECHNIQUE INSPECTION –
REPORT SEPTEMBER 2005

TABLE OF CONTENTS

1.0 RESULTS AND CONCLUSIONS	1
2.0 UNIT DETAILS	2
3.0 TANK MAPS	3
4.0 PLATE TEST SUMMARY	69
5.0 TYPICAL WAVEFORM	77
APPENDIX A – SAMPLE WAVEFORMS	
APPENDIX B – CALIBRATIONS	
APPENDIX C – TEST METHODS/PROCEDURES AND EQUIPMENT DESCRIPTION	
APPENDIX D – TANK INTERIOR PHOTOGRAPHS	
APPENDIX E – TESTEX EQUIPMENT PHOTOGRAPHS	
APPENDIX F – MISCELLANEOUS ON-SITE PHOTOGRAPHS	

1.0 RESULTS AND CONCLUSIONS

Weston Solutions, Inc.
Honolulu, HI
Tank #15

INTRODUCTION

An NDT inspection was conducted on Tank #15 at Red Hill in Honolulu, HI on July 25-August 25, 2005. This inspection focused on selected areas of the lower dome and upper dome and 100% testing on the barrel, extension, and expansion areas. The inspection was performed with the TesTex developed ***TS-2000 NDT Multichannel System*** (for plate scanning using the principles of the ***Low Frequency Electromagnetic Technique***) and the ***Hawkeye 2000 System*** (for weld testing focusing on surface and subsurface cracking and pinholes). All defected areas found with the above mentioned TesTex equipment were backed up and sized using regular ***Ultrasonic Techniques*** and ***Ultrasonic Shearwave Techniques***. The ***Ultrasonic Shearwave Techniques*** was an additional service used which measured the depth of detected pinholes, provided they were oriented in a position that could be tested. In addition, before ***Ultrasonic Shearwave*** was conducted, a vacuum box test was performed by Dunkin & Bush and Weston Solutions on the pinhole areas. The results of this inspection are detailed in the following report.

RESULTS

In beginning this inspection, TesTex started scanning the barrel doing vertical drops approximately 8 ft wide (the width of the basket) from the expansion joint down to the lower dome/barrel interface (138 vertical feet). This method proceeded approximately 294 circumferential feet (40,572 sq ft) from quadrant B to the catwalk in quadrant A for one team and from quadrant C to the catwalk in quadrant D for the other team. Next, a team scanned in the same fashion under the catwalk for the remaining 20 circumferential feet (2,760 sq ft) while the other team completed lower dome scanning of courses 3 and 4 in quadrants A and B (see lower dome drawing). From there both teams moved to the extension area and scanned vertically in the same pattern as was done for the barrel. This scanning took place in course A, 36" above the interface with the extension, down to the expansion joint/barrel interface. Again, the teams started in quadrants B and C and worked their way to the catwalk in the baskets. Once to the catwalk, the remaining scanning to the manway was performed from the decks on the sides of the catwalk. The team in quadrants A and B finished before the other due to a prevailing amount of defects found by the other team in quadrant B, so extra scanning was performed on course A (100% of plates 37-48) in quadrant C. Also, two outrigger devices (see pictures in appendix F) were created to attach to the baskets for use with the magnetic wheeled crawlers. This was done for safety and to extend the attachment point higher in case the basket could not get close enough to the release point needed for the crawlers. Next, once quadrants C and D were finished, both teams moved up and scanned a 36" band of course B at the course A/B intersection. In addition to LFET scanning on the plates of this row, the weld cover plates at the intersections were spot checked with U. T. This scanning continued circumferentially as far as the baskets could reach (see quadrant drawings). The LFET/U.T. crawlers were then used on course C at the course B/C intersection for 36" bands. Scanning was done on each plate by physically placing the crawlers by hand and then physically removing them when done

1.0 RESULTS AND CONCLUSIONS

Weston Solutions, Inc.
Honolulu, HI
Tank #15

then repeating for the next plate, again circumferentially as far as the baskets could reach (see quadrant drawings). This procedure of removing the scanner after each plate was due to the height of the cover plates over the welds. The crawler with the LFET scanner did not have the clearance to traverse alone over the cover plates, which stood approximately 0.750" off of the plates. Course D was the next area to be tested but, due to the angle of the upper courses of the upper dome, the baskets could no longer get close enough to reach the walls. Because the walls could no longer be reached, the crawler could not be removed to bypass the cover plates. Modifications were then made to the crawlers by removing the LFET scanners but leaving the Ultrasonic gear. By removing the LFET scanners, the crawlers could then traverse over the cover plates with no assistance. U.T. scanning began on course D with 5 (36" long) passes, at the course C/D interface, being made on each plate of the course (see quadrant drawings). Next course E was also tested in quadrants A and B using the U.T. crawlers with the same pattern as course D. In this course, the baskets were positioned as high as they could go. With this, the crawlers were traveling directly over head and it was suggested that safety was of an issue. At that, quadrants C and D of course E were not scanned. Furthermore, no defects were found in course D or course E that was tested. Scanning from the baskets was concluded at that time and manual U.T. spot checks were taken from the gallery in the tower on course F. While this was being done by one team, the other team went down to the lower tunnel and performed U.T. spot checks on the 32" diameter and the 18" diameter fuel pipe nozzles.

CONCLUSIONS

As a result of this inspection, TesTex found 175 flaw indications most of which were either proved up with ultrasonic thickness measurements or sized using ultrasonic shear waves. All defects including their respective depth or other flaw characterization may be found in Section 4.0, **PLATE TEST SUMMARY**.

Section 3.0 is **TANK MAPS**, which clarifies the numbering system and tank layout. Section 5.0 shows typical waveforms collected from these sections. Printouts of waveforms collected from this unit are included in **APPENDIX A** and are correlated to each plate where the original flaw indication(s) was observed.

2.0 UNIT DETAILS

Weston Solutions, Inc.

Honolulu, HI

Tank #15

	<u>Totals</u>	<u>01/2005</u>	<u>07/2005</u>
Orientation	Vertical		
Plate Thickness			
Upper Dome	0.250"		
Lower Dome	0.250"		
Barrel	0.250"		
Floor	0.500"		
Plate Material	Carbon Steel		
Total Surface Area of Tank #15	≈ 68,166 sq ft		
Upper Dome	≈ 10,304 sq ft		
Extension	≈ 4,398 sq ft		
Barrel	≈ 43,354 sq ft		
Lower Dome	≈ 10,110 sq ft		
Total Surface Area Scanned by TesTex	≈ 56,444 sq ft	≈ 7,608	≈ 48,836
Upper Dome	≈ 3,719 sq ft	≈ 471	≈ 3,248
course A:	≈ 1,973 sq ft		
course B:	≈ 882 sq ft		
course C:	≈ 844 sq ft		
course D:	≈ 10 sq ft		
course E:	≈ 5 sq ft		
course F:	≈ 5 sq ft		
Extension	≈ 4,398 sq ft	≈ 942	≈ 3,456
Barrel	≈ 43,354 sq ft	≈ 2,484	≈ 40,870
Lower Dome	≈ 4,973 sq ft	≈ 3,711	≈ 1,262
course 4:	≈ 942 sq ft		
course 3:	≈ 861 sq ft		
course 2:	≈ 720 sq ft		
course 1:	≈ 1,459 sq ft		
base:	≈ 491 sq ft		
Percent surface area of Tank #15 inspected	≈ 83%	≈ 11%	≈ 72%
Surface area of Upper Dome inspected	≈ 36%	≈ 5%	≈ 31%
Surface area of Extension inspected	≈ 100%	≈ 21%	≈ 79%
Surface area of Barrel inspected	≈ 100%	≈ 6%	≈ 94%
Surface area of Lower Dome inspected	≈ 49%	≈ 37%	≈ 12%

Tank Numbering System

See 3.0 TANK MAPS

2.0 UNIT DETAILS
Weston Solutions, Inc.
Honolulu, HI
Tank #15

	<u>Totals</u>	<u>01/2005</u>	<u>07/2005</u>
<u>Defect distribution</u>			
Tank #15	265	89	175
Upper Dome	35	10	25
Extension	114	56	58
Barrel	95	2	93
Lower Dome	21	21	0

Test Equipment:

Electronics:

TS-2000, 8 Channel Plate Scanner
Falcon 2000, 32 Channel Tank Floor Scanner
Hawkeye, Single Channel Pencil Probe Weld Scanner

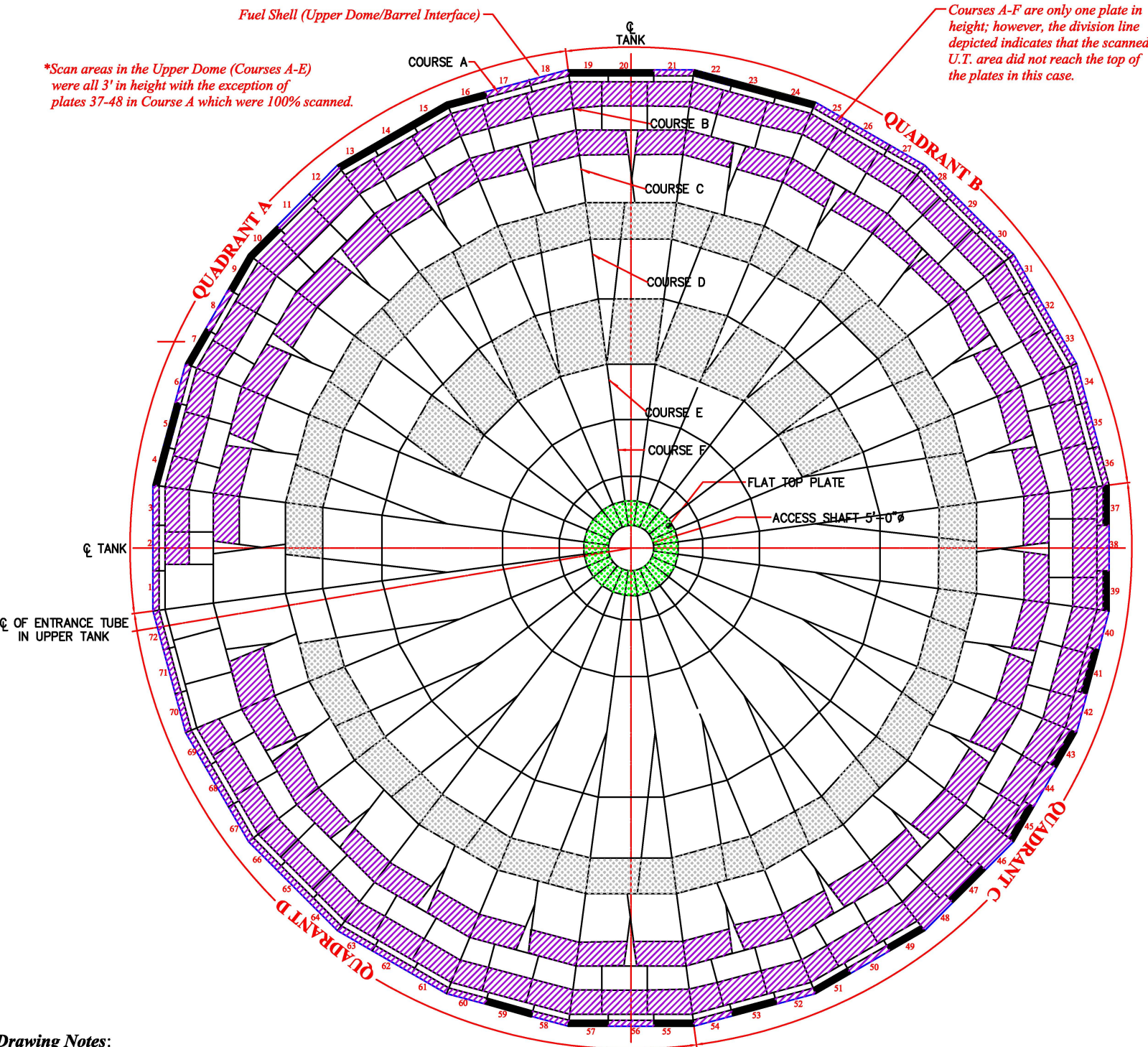
Hardware:

LFET/U.T. Viper (Magnetic Crawler)

Ultrasonic Thickness Meter:






DMS-2 Krautkramer (with A-Scan Display)

TANK #15 - UPPER DOME LINER PLATES



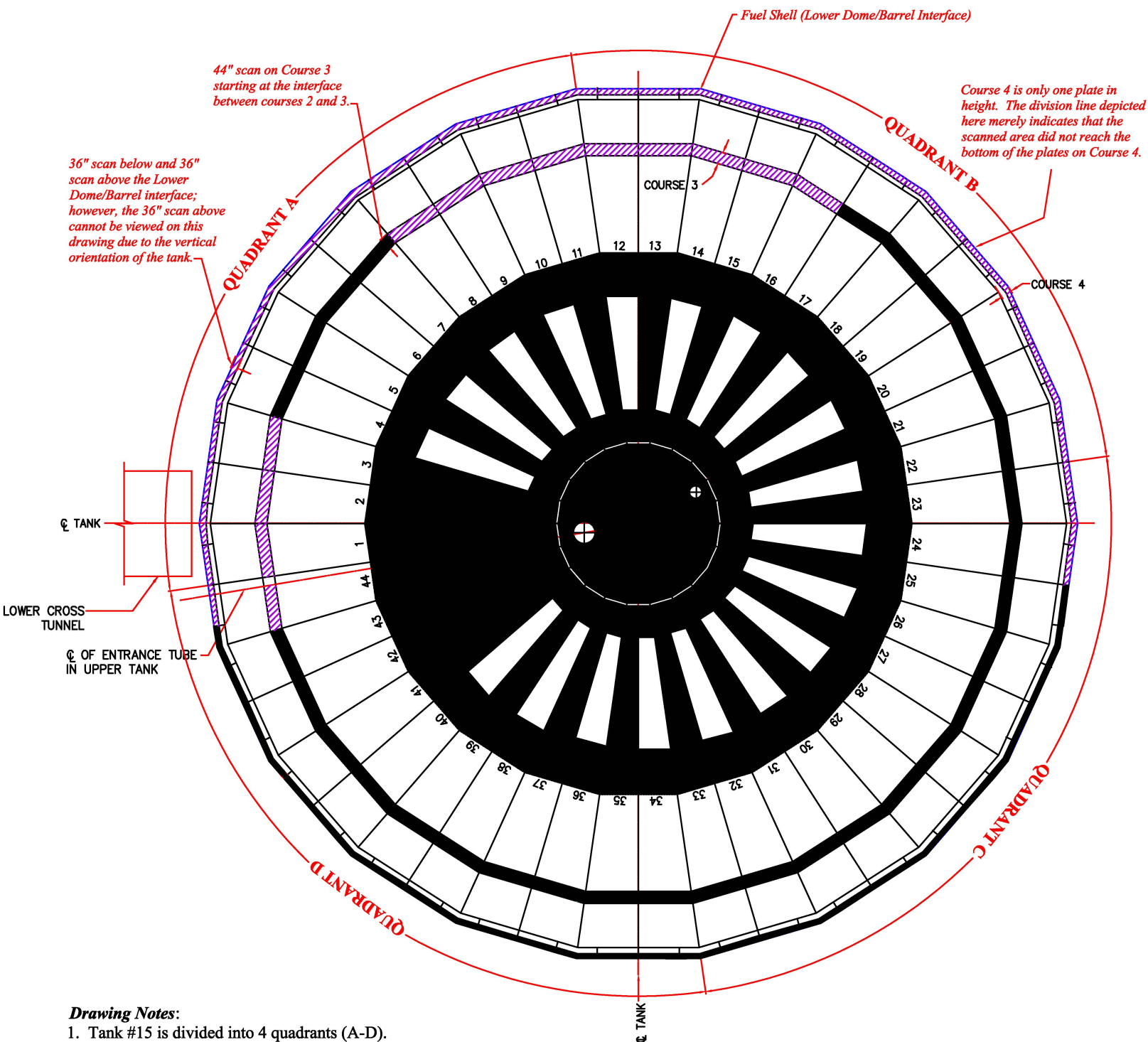
- Drawing Notes:**
1. Tank #15 is divided into 4 quadrants (A-D).
 2. Course A is comprised of 72 total plates.
 3. Quadrant A is comprised of 18 plates (1-18).
 4. Quadrant B is comprised of 18 plates (19-36).
 5. Quadrant C is comprised of 18 plates (37-54).
 6. Quadrant D is comprised of 18 plates (55-72).
 7. This numbering convention begins with plate #1 being the first full plate to the left of the manway in plan view.

LEGEND

	Tested Previously (1/17-28/05)		Ultrasonic Testing Survey
	Areas tested with LFET (Low Frequency Electromagnetic Technique)		Areas Not Tested
	Areas Scanned with U.T. Viper		

Drawing is not to scale

TANK #15 - LOWER DOME LINER PLATES



Drawing Notes:


1. Tank #15 is divided into 4 quadrants (A-D).
2. The floor plates are 0.500" NWT & all other plates in Tank #15 are 0.250" NWT.
3. Course 1 is comprised of 44 total plates.
4. Quadrant A is comprised of 11 plates (1-11).
5. Quadrant B is comprised of 11 plates (12-22).
6. Quadrant C is comprised of 11 plates (23-33).
7. Quadrant D is comprised of 11 plates (34-44).
8. This numbering convention begins with plate #1 being the first plate of quadrant A according to plant personnel.

LEGEND

	Tested Previously (1/17-28/05)
	Areas tested with LFET (Low Frequency Electromagnetic Technique)
	Areas Not Tested

Drawing is not to scale

TANK #15 - QUADRANT A - SECTION



3.0 TANK MAPS

Weston Solutions, Inc.

Honolulu, HI

Tank #15 - Quadrant A Flaws 3-4

TANK #15 - QUADRANT A FLAWS 3-4

**Nominal Plate Thickness: 0.250"*

Tank Section: Barrel


Quadrant: A

Vertical Drop #: 13

Row #: 28

Thickness:

3 - Topside Pit



Tank Section: Barrel

Quadrant: A

Vertical Drop #: 19

Row #: 25

Thickness:

4A - 0.215"

4 - 0.220"



* Hidden lines represent left/right edges of each vertical drop which was the most effective testing approach for the barrel of Tank #15.

Drawing is not to scale

3.0 TANK MAPS

Weston Solutions, Inc.

Honolulu, HI

Tank #15 - Quadrant A Flaws 53-55

TANK #15 - QUADRANT A FLAWS 53-55

**Nominal Plate Thickness: 0.250"*

Tank Section: Barrel

Quadrant: A

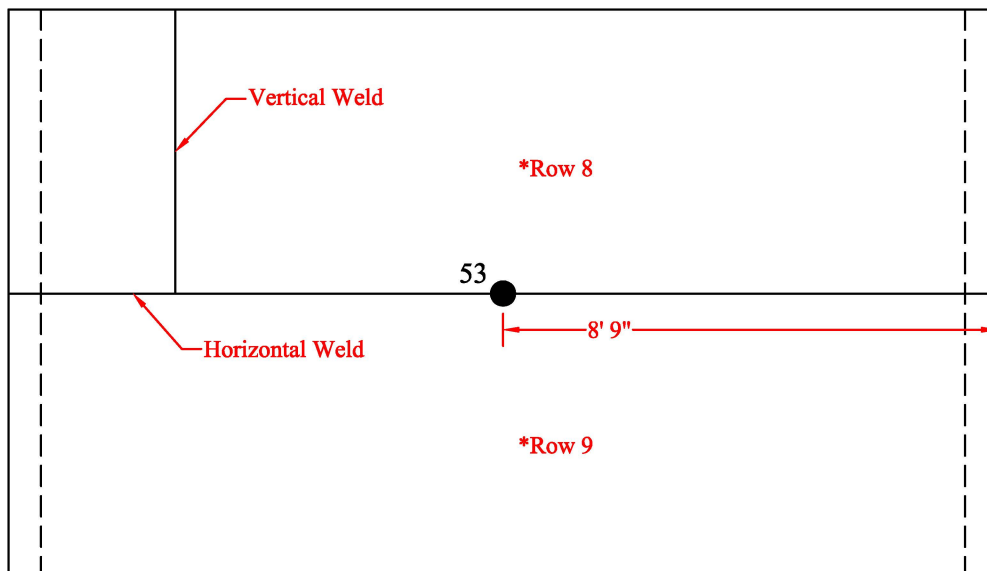
Vertical Drop #: 12

Row #: 8/9

Thickness:

53 - Pinhole

Remaining: 0.163"



Tank Section: Barrel

Quadrant: A

Vertical Drop #: 12

Row #: 14

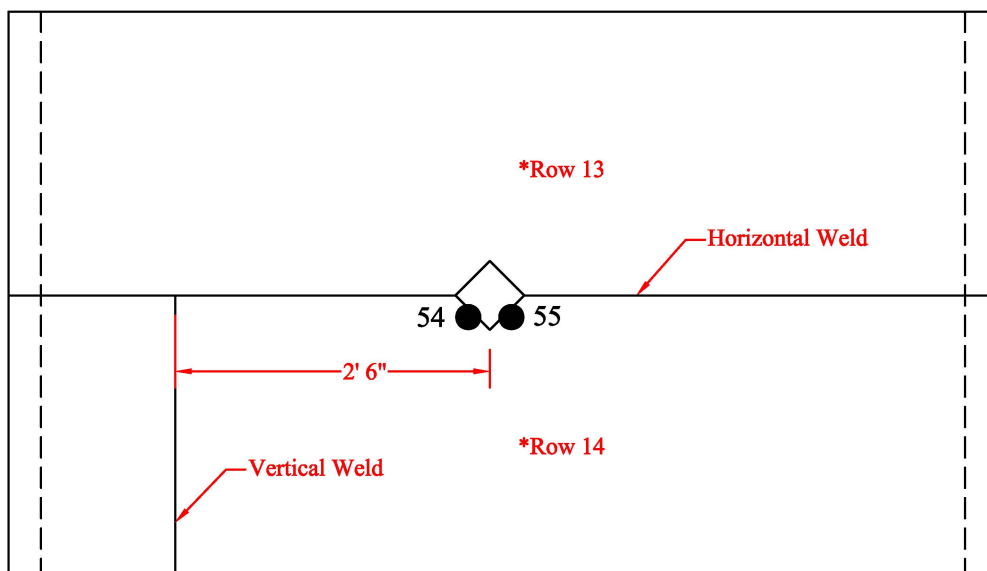
Thickness:

54 - Pinhole

Remaining: 0.160"

55 - Pinhole

Remaining: 0.180"



* Hidden lines represent left/right edges of each vertical drop which was the most effective testing approach for the barrel of Tank #15.

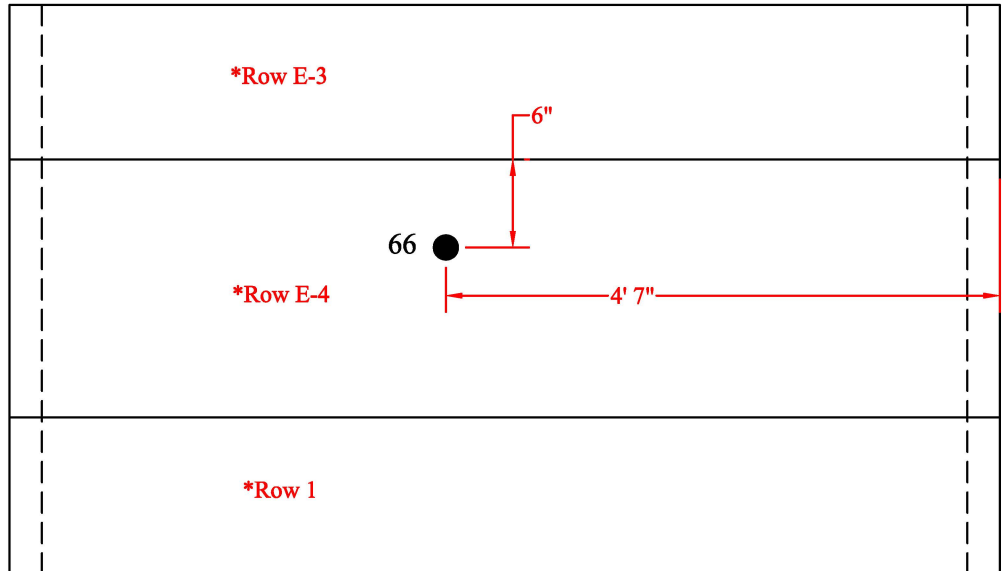
Drawing is not to scale

TANK #15 - QUADRANT A FLAWS 66-67

**Nominal Plate Thickness: 0.250"*

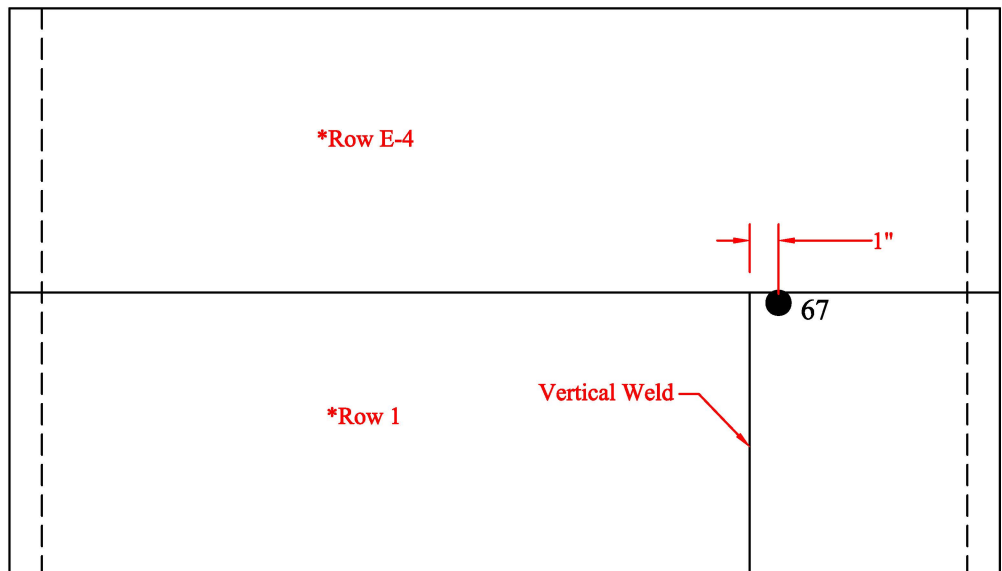
Tank Section: Expansion
Quadrant: A
Vertical Drop #: 13
Row #: E-4

Thickness:
66 - 0.180"



Tank Section: Barrel
Quadrant: A
Vertical Drop #: 14
Row #: 1

Thickness:
67 - Pinhole
Remaining: 0.190"



* Hidden lines represent left/right edges of each vertical drop which was the most effective testing approach for the barrel of Tank #15.

Drawing is not to scale

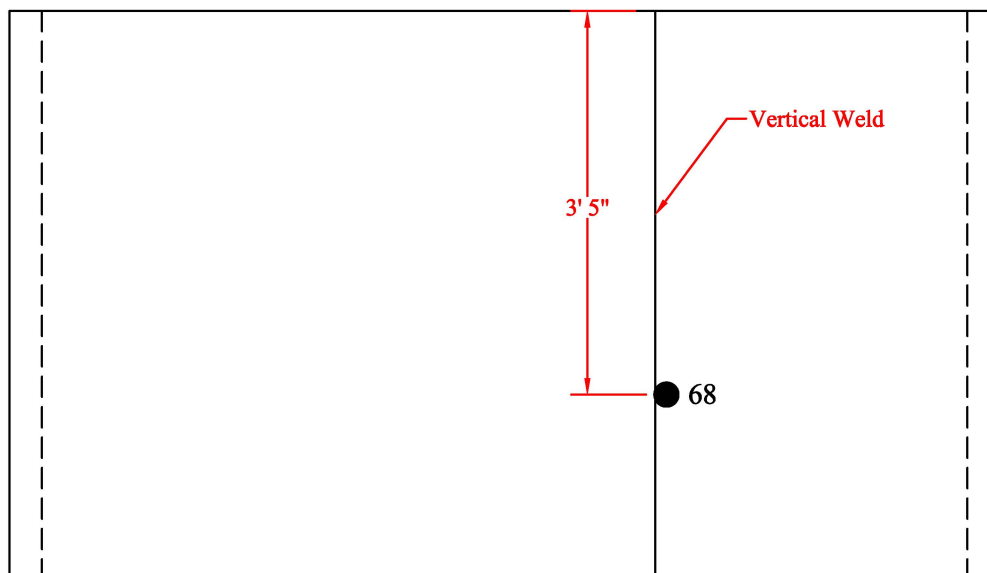
Tank #15 - Quadrant A Flaws 68-69

TANK #15 - QUADRANT A FLAWS 68-69

**Nominal Plate Thickness: 0.250"*

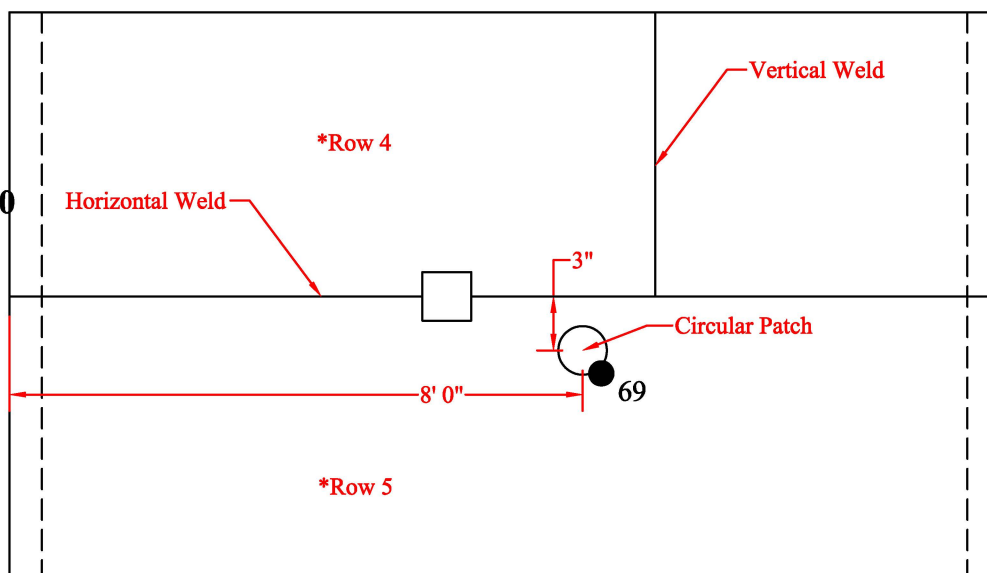
Tank Section: Barrel
Quadrant: A
Vertical Drop #: 15
Row #: 4

Thickness:
68 - Pinhole
Remaining: 0.165"



Tank Section: Barrel
Quadrant: A
Vertical Drop #: 15
Row #: 5

Thickness:
69 - Pinhole ~ 1/8" Ø @ 5:00
Remaining: 0.175"



* Hidden lines represent left/right edges of each vertical drop which was the most effective testing approach for the barrel of Tank #15.

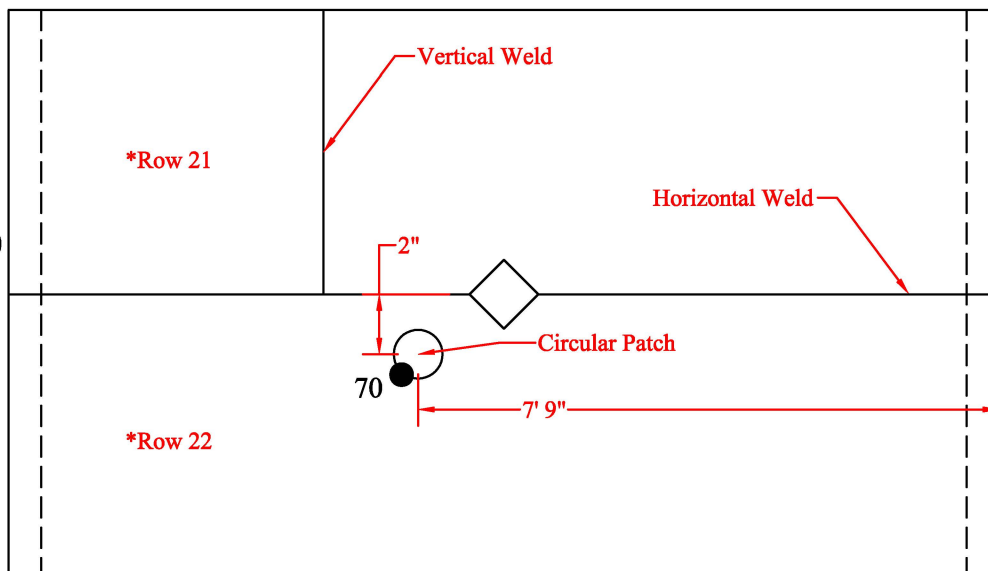
Drawing is not to scale

TANK #15 - QUADRANT A FLAWS 70-72

**Nominal Plate Thickness: 0.250"*

Tank Section: Barrel
Quadrant: A
Vertical Drop #: 16
Row #: 22

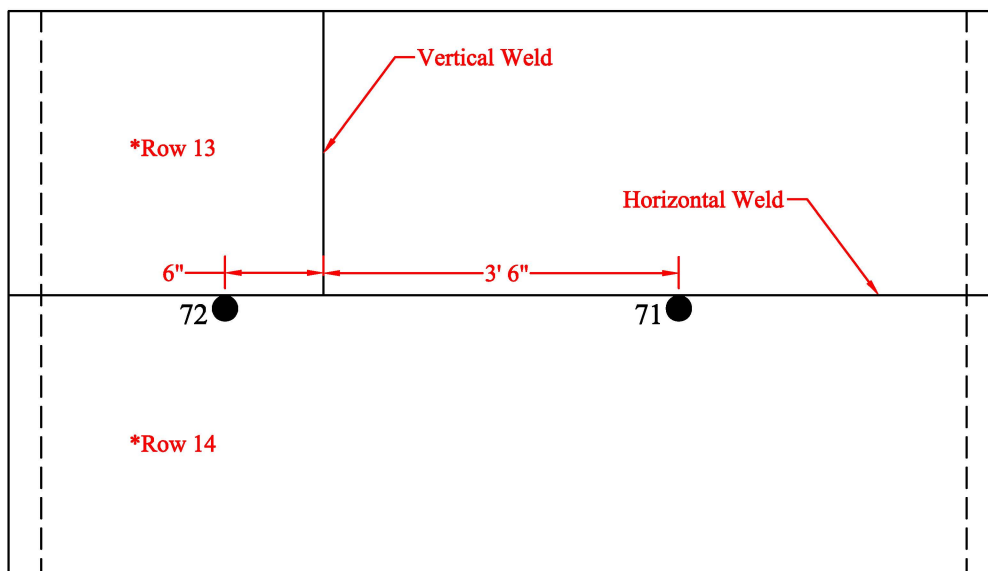
Thickness:
70 - Pinhole ~ 1/32"Ø @ 7:00
Remaining: 0.190"



Tank Section: Barrel
Quadrant: A
Vertical Drop #: 16
Row #: 14

Thickness:
71 - Pinhole ~ 1/8"Ø
Remaining: 0.185"

72 - Pinhole ~ 1/8"Ø
Remaining: 0.190"



* Hidden lines represent left/right edges of each vertical drop which was the most effective testing approach for the barrel of Tank #15.

Drawing is not to scale

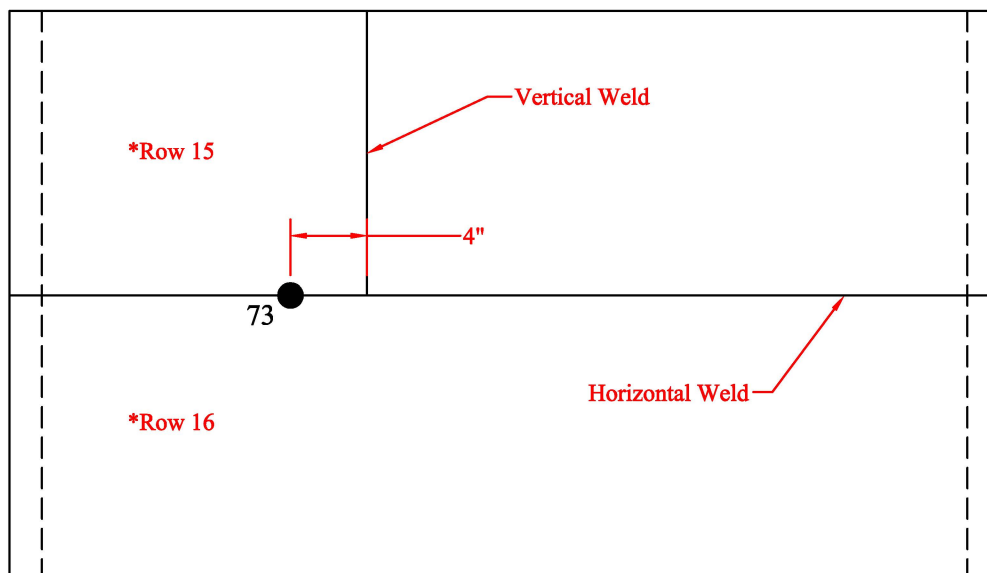
Tank #15 - Quadrant A Flaws 73 & 89

TANK #15 - QUADRANT A FLAWS 73 & 89

**Nominal Plate Thickness: 0.250"*

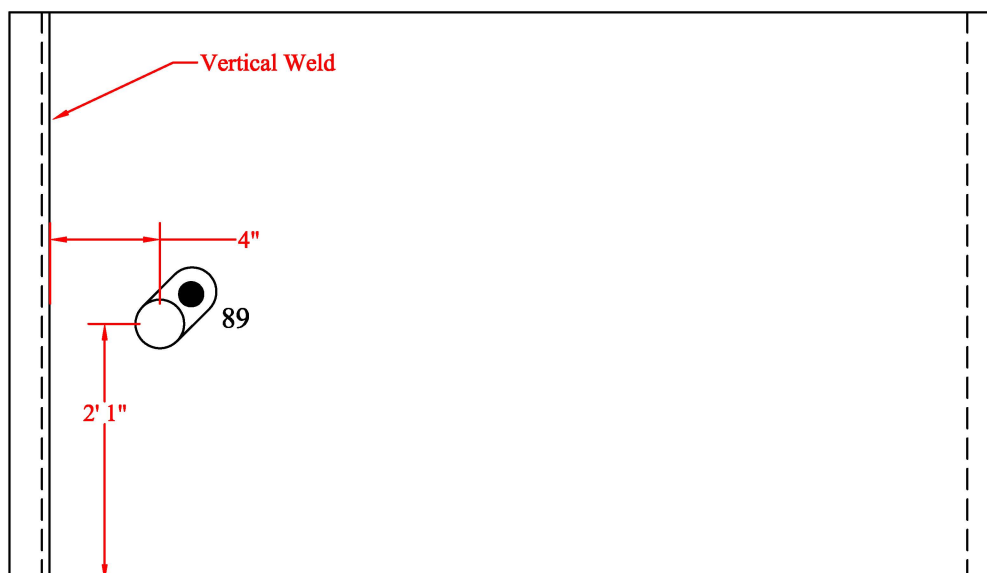
Tank Section: Barrel
Quadrant: A
Vertical Drop #: 16
Row #: 15/16

Thickness:
73 - Pinhole ~ 1/32"Ø
Remaining: 0.200"



Tank Section: Barrel
Quadrant: A
Vertical Drop #: 18
Row #: 17

Thickness:
89- 0.195" @ 3:00
Cylindrical side
of nipple



* Hidden lines represent left/right edges of each vertical drop which was the most effective testing approach for the barrel of Tank #15.

Drawing is not to scale

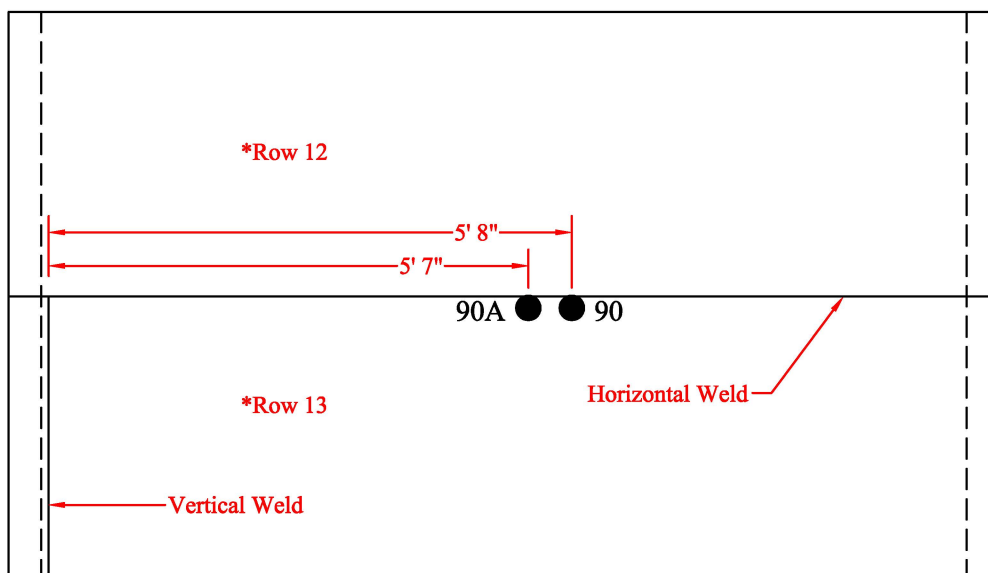
TANK #15 - QUADRANT A FLAWS 90-91

**Nominal Plate Thickness: 0.250"*

Tank Section: Barrel
Quadrant: A
Vertical Drop #: 18
Row #: 13

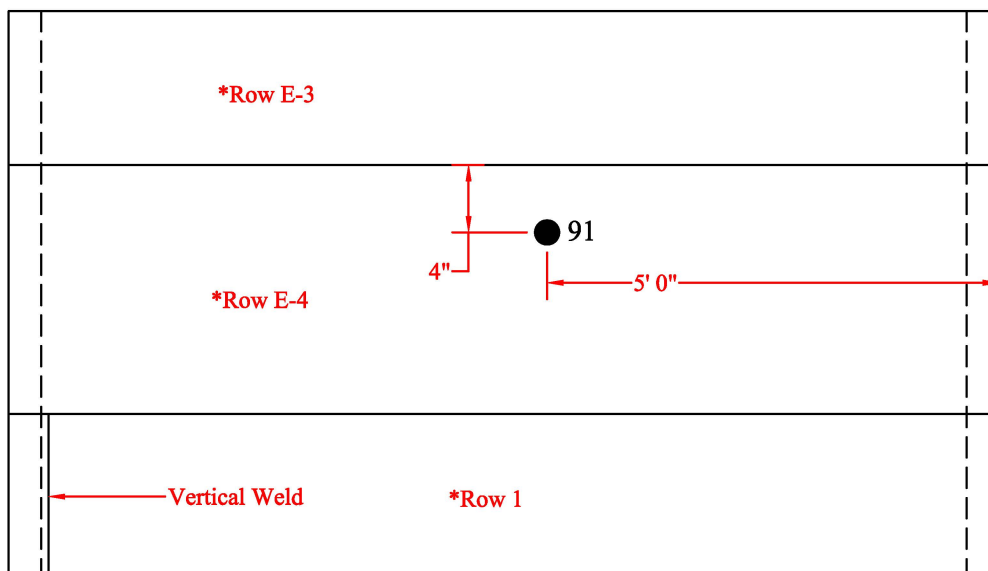
Thickness:
90A - Pinhole ~ 1/32"Ø
Remaining: 0.190"

90 - Pinhole ~ 1/32"Ø
Remaining: 0.185"



Tank Section: Expansion
Quadrant: A
Vertical Drop #: 18
Row #: E-4

Thickness:
91 - 0.170"



* Hidden lines represent left/right edges of each vertical drop which was the most effective testing approach for the barrel of Tank #15.

Drawing is not to scale

Tank #15 - Quadrant A Flaws 149-153 & 133

TANK #15 - QUADRANT A FLAWS 149-153 & 133

**Nominal Plate Thickness: 0.250"*

Tank Section: Extension

Quadrant: A

Vertical Drop #: 14

Row #: E-3

Thickness:

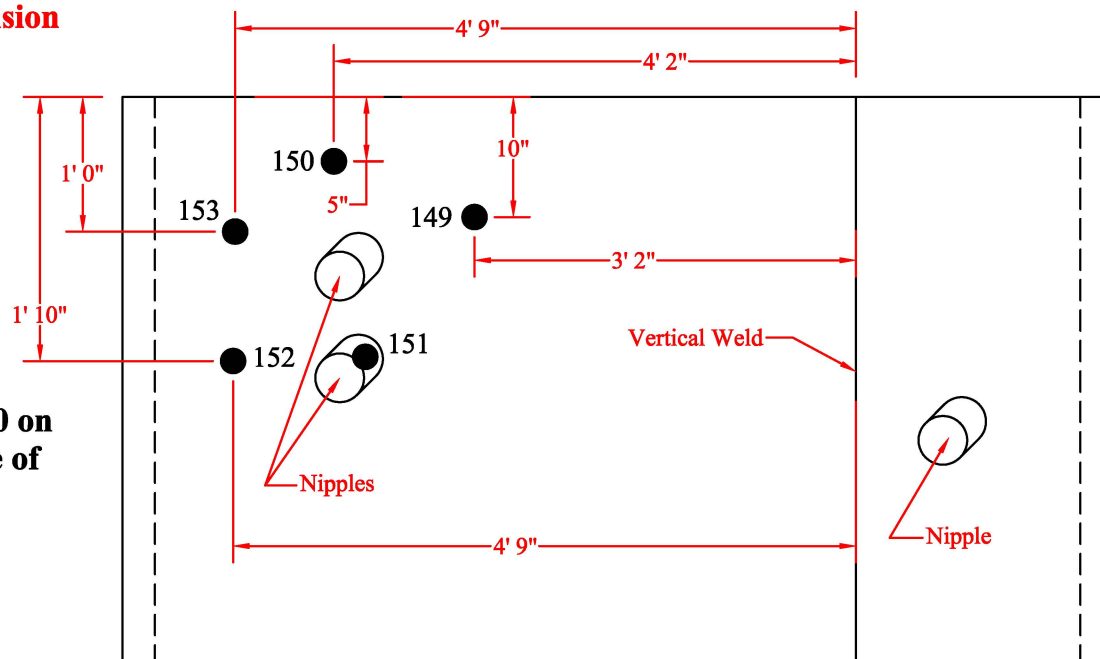
153 - 0.180"

150 - 0.170"

152 - 0.160"

149 - 0.160"

**151 - 0.180" @ 3:00 on
 cylindrical side of
 nipple**



Note: Large areas of Underside Corrosion

Tank Section:

Upper Dome

Course: A


Quadrant: A

Plate #: 18

Thickness:

133 - Topside Gouge

Remaining: 0.170"



* Hidden lines represent left/right edges of each vertical drop which was the most effective testing approach for the barrel of Tank #15.

Drawing is not to scale

3.0 TANK MAPS

Weston Solutions, Inc.

Honolulu, HI

Tank #15 - Quadrant A Flaws 134-138 & 154-155

TANK #15 - QUADRANT A FLAWS 134-138 & 154-155

**Nominal Plate Thickness: 0.250"*

Tank Section: Extension

Quadrant: A

Vertical Drop #: 13

Row #: E-3

Thickness:

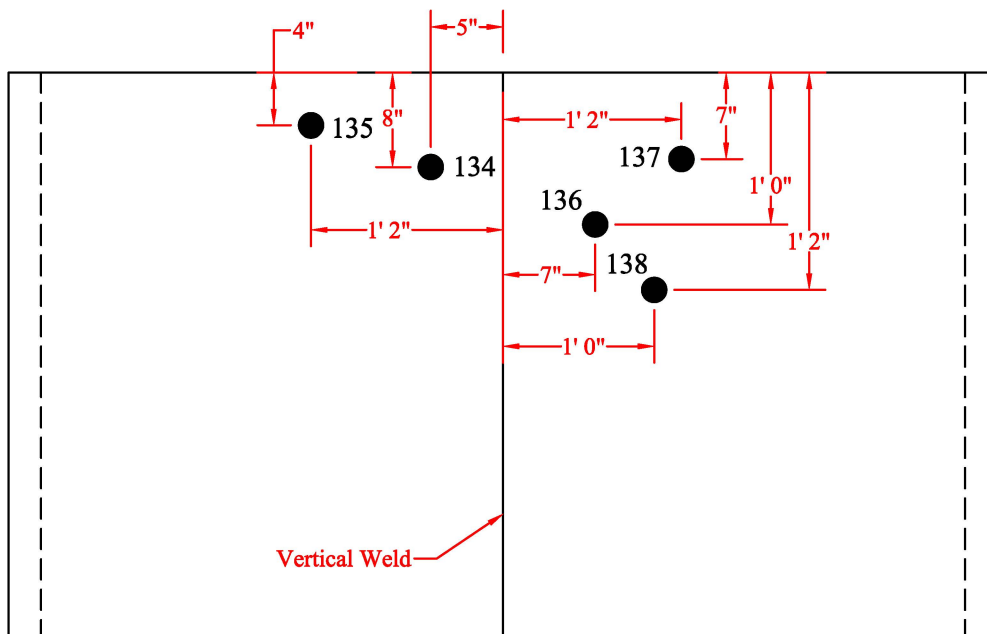
134 - 0.170"

135 - 0.180"

136 - 0.180"

137 - 0.190"

138 - 0.180"



Tank Section:

Upper Dome

Course: A

Quadrant: A

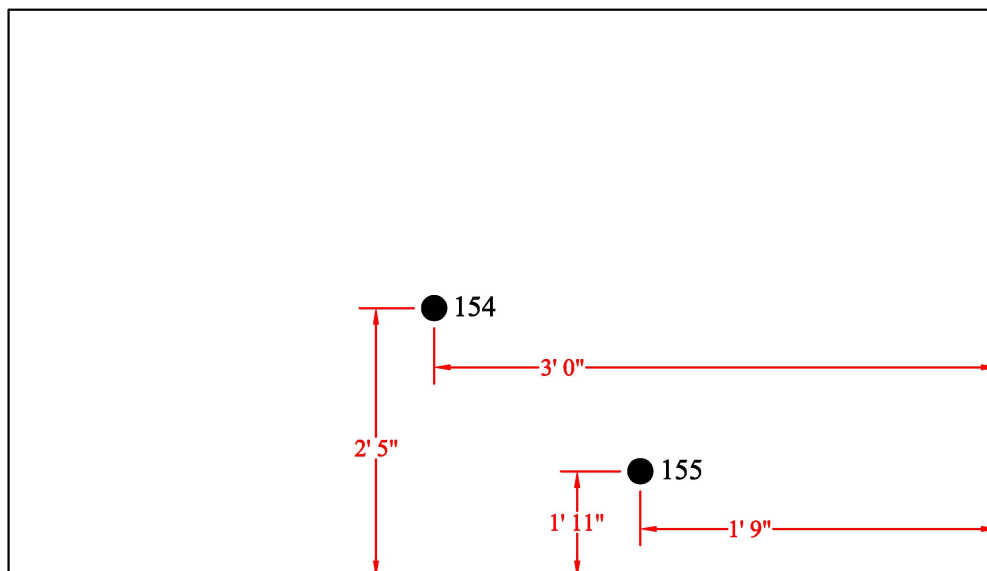
Plate #: 12

Thickness:

154 - 0.180"

155 - Topside Gouge

Remaining: ~ 0.180"



* Hidden lines represent left/right edges of each vertical drop which was the most effective testing approach for the barrel of Tank #15.

Drawing is not to scale

Tank #15 - Quadrant A Flaws 156-157

TANK #15 - QUADRANT A FLAWS 156-157

**Nominal Plate Thickness: 0.250"*

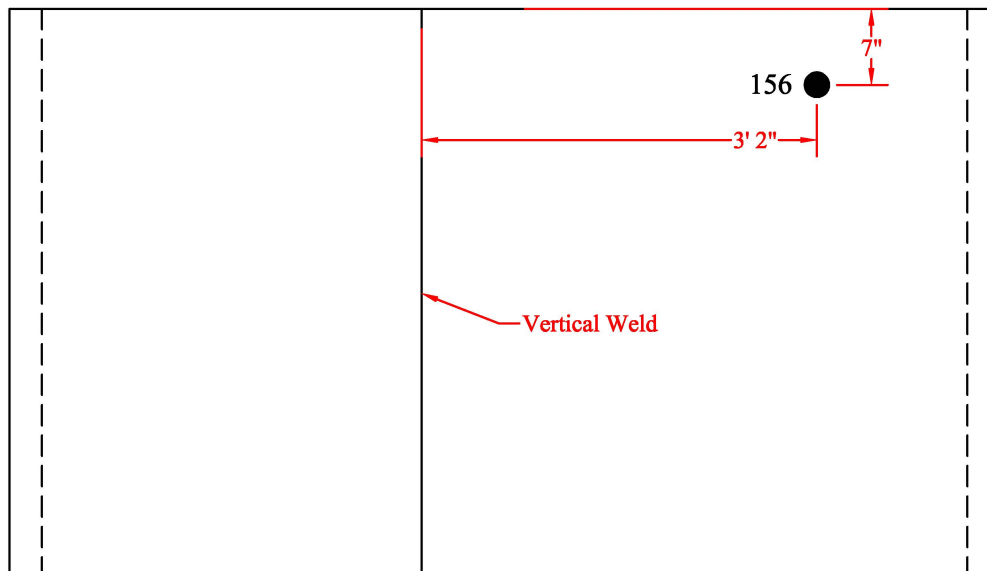
Tank Section: Extension

Quadrant: A

Vertical Drop #: 15

Row #: E-2

**Thickness:
156 - 0.180"**



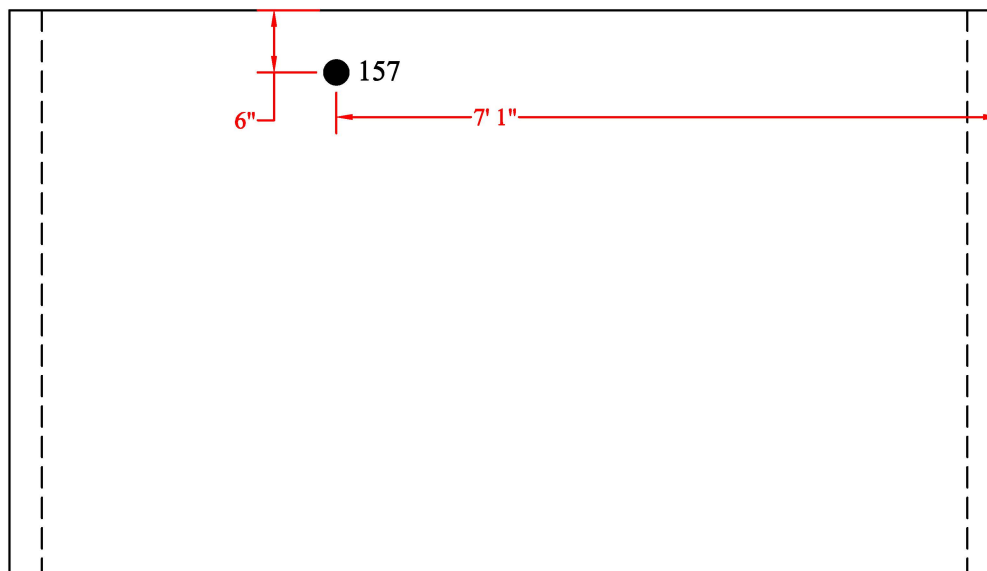
Tank Section: Extension

Quadrant: A

Vertical Drop #: 16

Row #: E-1

**Thickness:
157 - 0.180"**



* Hidden lines represent left/right edges of each vertical drop which was the most effective testing approach for the barrel of Tank #15.

Drawing is not to scale

Tank #15 - Quadrant A Flaws 92 & 158

TANK #15 - QUADRANT A FLAWS 92 & 158

**Nominal Plate Thickness: 0.250"*

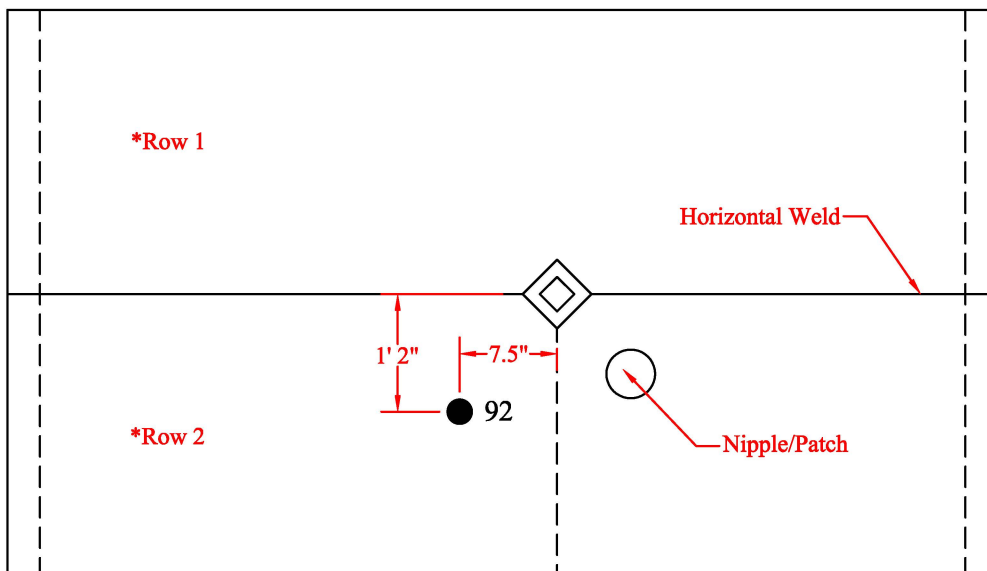
**Tank Section:
Upper Dome
Course: B
Quadrant: A
Plate #: 15**

**Thickness:
158 - 0.160"**



**Tank Section: Barrel
(Under Catwalk 2)
Quadrant: A
Vertical Drop #: 19
Row #: 2**

**Thickness:
92 - 0.209"
(Corrected Value)**



* Hidden lines represent left/right edges of each vertical drop which was the most effective testing approach for the barrel of Tank #15.

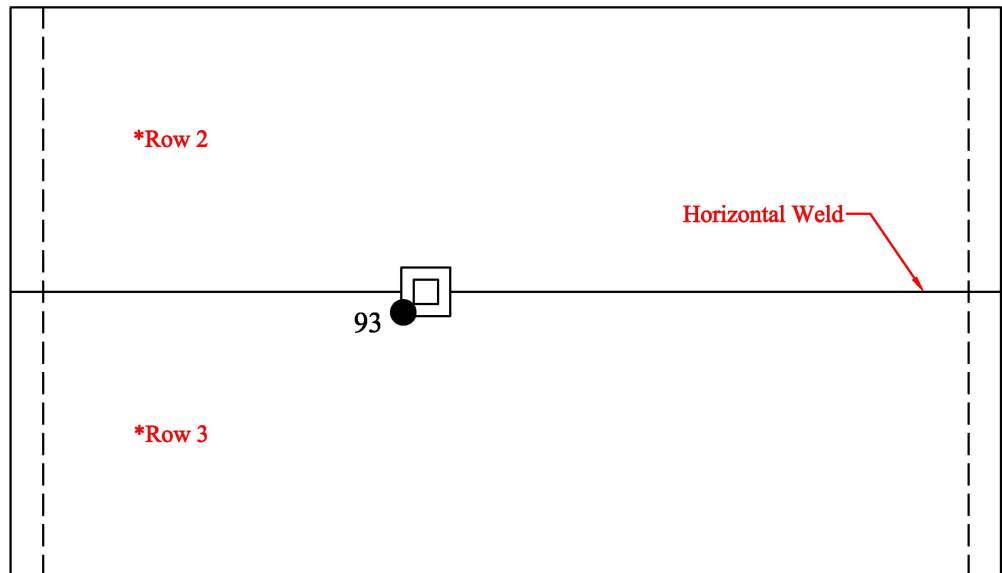
Drawing is not to scale

TANK #15 - QUADRANT A FLAW 93

**Nominal Plate Thickness: 0.250"*

Tank Section: Barrel
(Under Catwalk 2)
Quadrant: A
Vertical Drop #: 19
Row #: 3

Thickness:
93 - Blister/Pinhole
Remaining: 0.183"




**Note: Blister area, when popped, area produced product/water.*

* Hidden lines represent left/right edges of each vertical drop which was the most effective testing approach for the barrel of Tank #15.

Drawing is not to scale

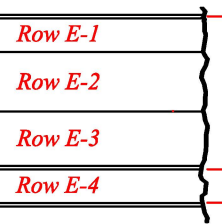
TANK #15 - QUADRANT B - SECTION



COURSE F
 COURSE E
 COURSE D
 COURSE C
 COURSE B
 COURSE A

3' scan on Courses A-E starting at the beginning of each course.

EXTENSION



EXPANSION

Legend	
[White]	Areas Not Tested
[Green]	Ultrasonic Testing Survey
[Grey]	Areas Scanned with U.T Viper
[Light Blue]	> 0.225" Wall Remaining
[Cyan]	0.200" - 0.225" Wall Remaining
[Pink]	0.175" - 0.200" Wall Remaining
[Magenta]	0.150" - 0.175" Wall Remaining
[Green]	0.125" - 0.150" Wall Remaining
[Yellow]	0.100" - 0.125" Wall Remaining
[Orange]	0.075" - 0.100" Wall Remaining
[Red]	< 0.075" Wall Remaining
[Black]	Tested Previously (1/17-28/05)

- Drawing Notes:**
1. Quadrant B is sectioned from Course 4 to Course F to display areas tested in this quadrant as largely as possible.
 2. Plates exhibiting flaw indications are displayed separately with dimensions for ease of location.

Drawing is not to scale

COURSE 4

Vertical Drop #11 Vertical Drop #10 Vertical Drop #9 Vertical Drop #8 Vertical Drop #7 Vertical Drop #6 Vertical Drop #5 Vertical Drop #4 Vertical Drop #3 Vertical Drop #2 Vertical Drop #1

3.0 TANK MAPS

Weston Solutions, Inc.

Honolulu, HI

Tank #15 - Quadrant B Flaws 1-2

TANK #15 - QUADRANT B FLAWS 1-2

**Nominal Plate Thickness: 0.250"*

Tank Section: Barrel

Quadrant: B


Vertical Drop #: 4

Row #: 28

Thickness:

1 - Topside

Gouge/Crack



Tank Section: Barrel

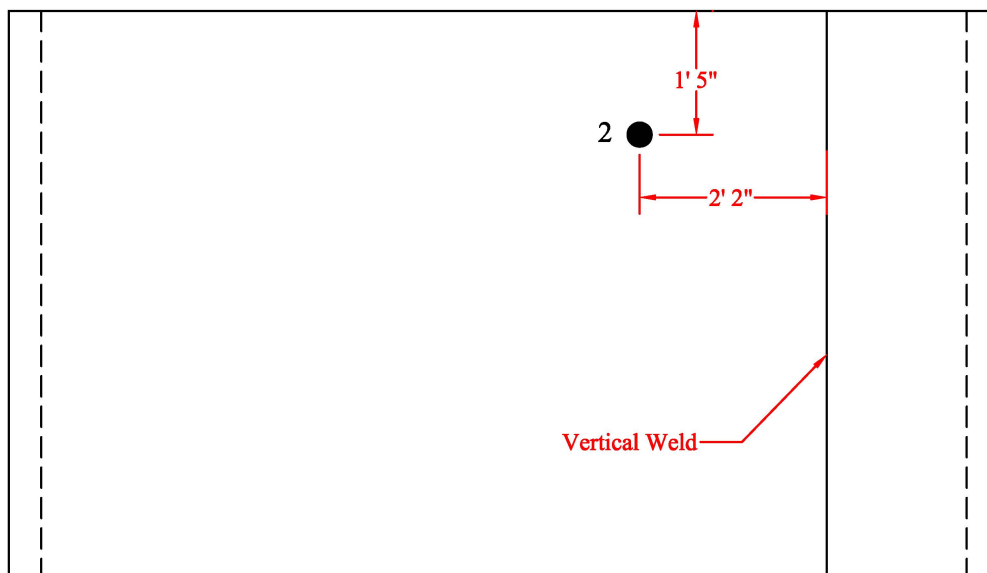
Quadrant: B

Vertical Drop #: 5

Row #: 28

Thickness:

2 - Topside Pit



* Hidden lines represent left/right edges of each vertical drop which was the most effective testing approach for the barrel of Tank #15.


Drawing is not to scale

TANK #15 - QUADRANT B FLAWS 5-6

**Nominal Plate Thickness: 0.250"*

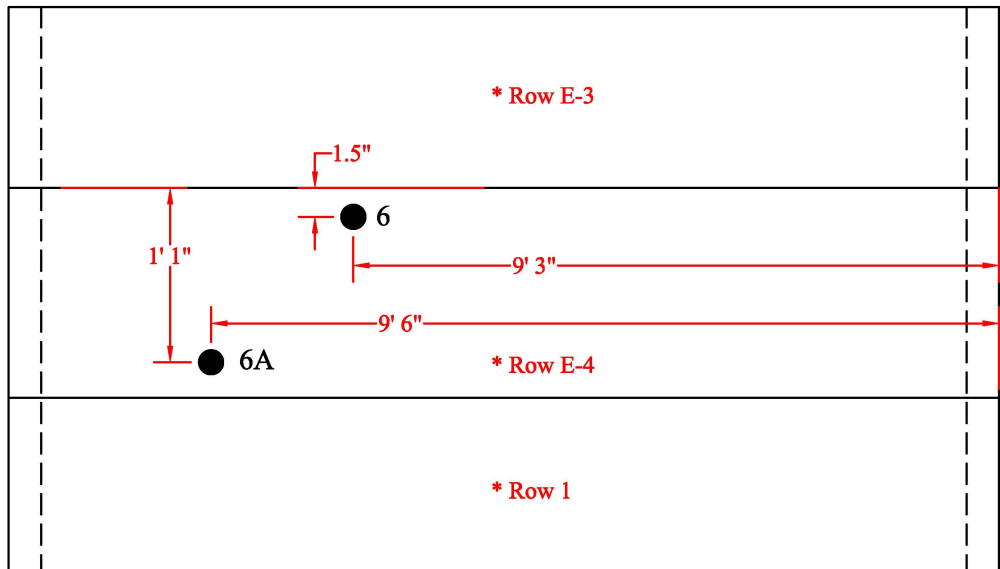
Tank Section: Barrel
Quadrant: B
Vertical Drop #: 1
Row #: 3

Thickness:
5 - 0.200"



Tank Section: Expansion
Quadrant: B
Vertical Drop #: 1
Row #: E-4

Thickness:
6 - 1/8"Ø Hole
6A - 0.157"



* Hidden lines represent left/right edges of each vertical drop which was the most effective testing approach for the barrel of Tank #15.

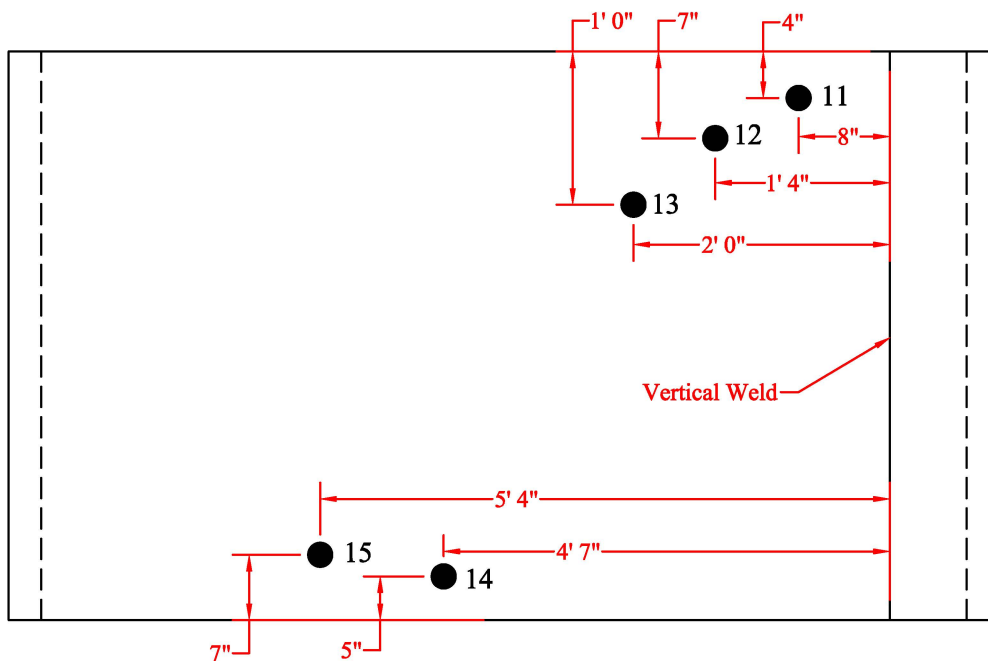
Drawing is not to scale

TANK #15 - QUADRANT B FLAWS 10-15

**Nominal Plate Thickness: 0.250"*

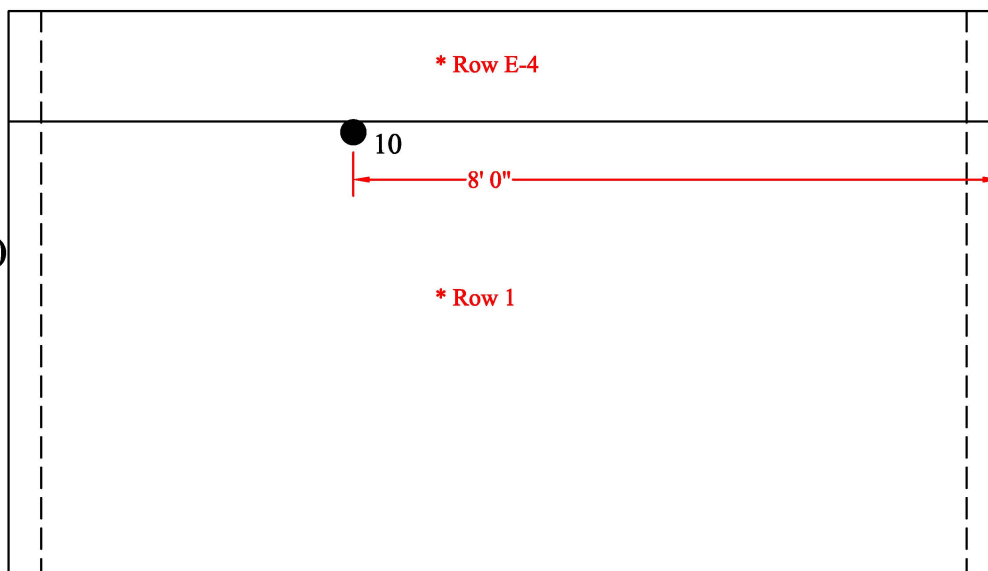
Tank Section: Barrel
Quadrant: B
Vertical Drop #: 4
Row #: 1

Thickness:
 11 - 0.126"
 12 - 0.080"
 13 - 0.100"
 14 - 0.210"
 15 - 0.200"



Tank Section: Barrel
Quadrant: B
Vertical Drop #: 2
Row #: 1

Thickness:
 10 - Lack of Fusion (LOF)



* Hidden lines represent left/right edges of each vertical drop which was the most effective testing approach for the barrel of Tank #15.

Drawing is not to scale

3.0 TANK MAPS

Weston Solutions, Inc.

Honolulu, HI

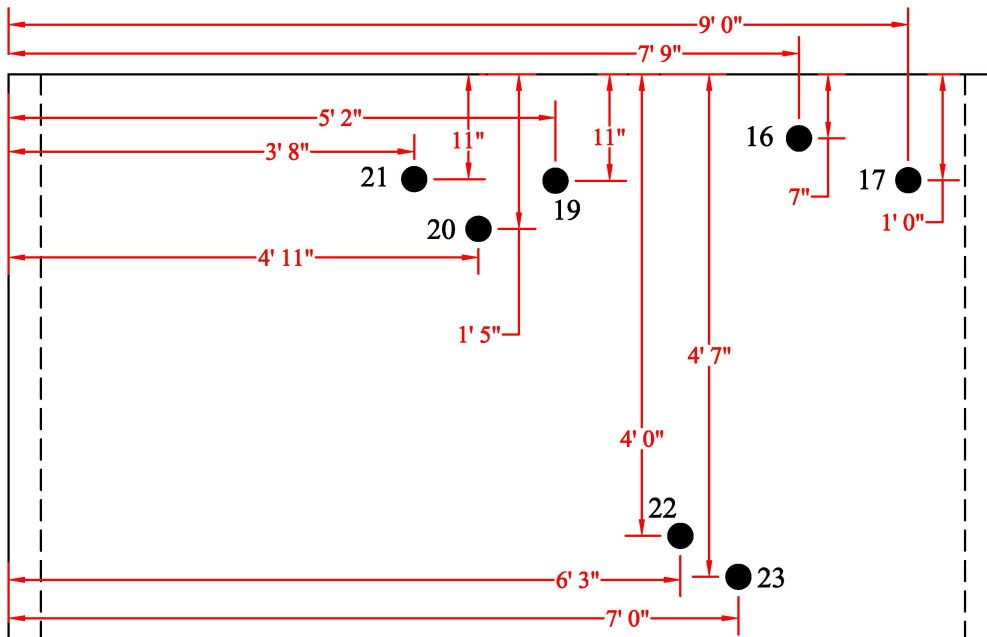
Tank #15 - Quadrant B Flaws 16, 17, & 19-25

TANK #15 - QUADRANT B FLAWS 16, 17, & 19-25

**Nominal Plate Thickness: 0.250"*

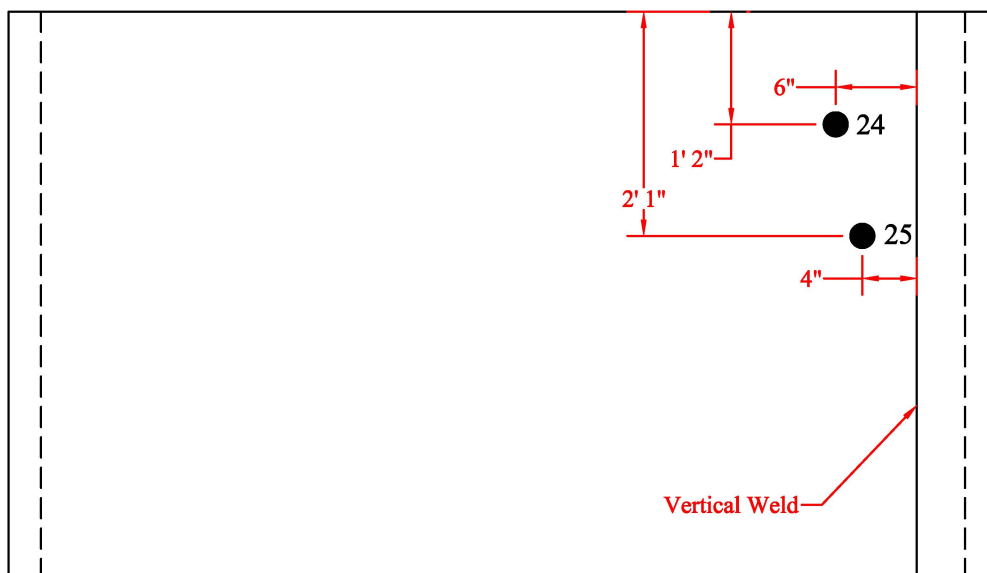
Tank Section: Barrel
Quadrant: B
Vertical Drop #: 4
Row #: 2

Thickness:
19 - 0.180"
20 - 0.190"
21 - 0.200"
22 - 0.170"
23 - 0.180"
16 - 0.166"
17 - 0.220"



Tank Section: Barrel
Quadrant: B
Vertical Drop #: 4
Row #: 3

Thickness:
24 - 0.190"
25 - 0.200"



* Hidden lines represent left/right edges of each vertical drop which was the most effective testing approach for the barrel of Tank #15.

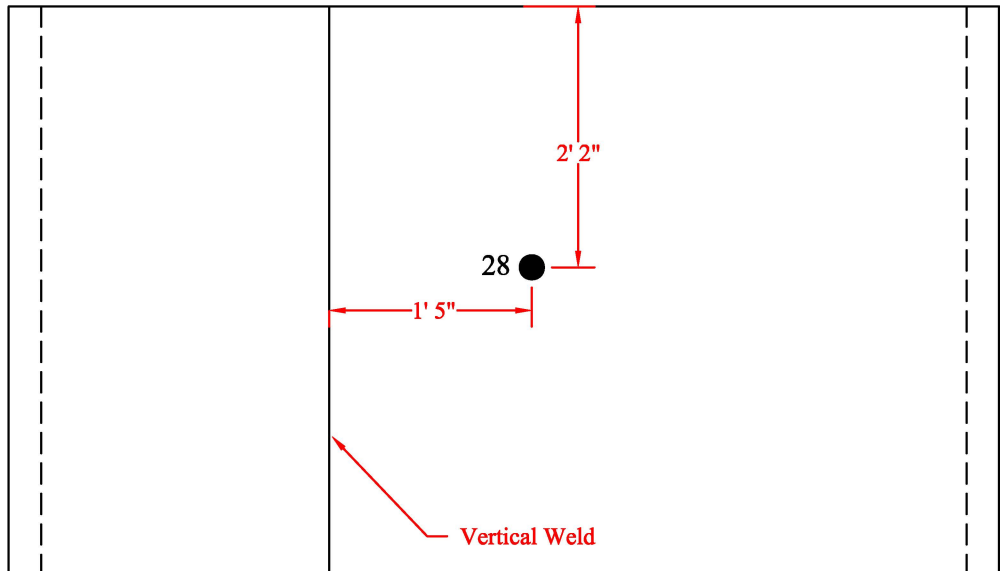
Drawing is not to scale

TANK #15 - QUADRANT B FLAWS 28-30

**Nominal Plate Thickness: 0.250"*

Tank Section: Barrel
Quadrant: B
Vertical Drop #: 6
Row #: 1

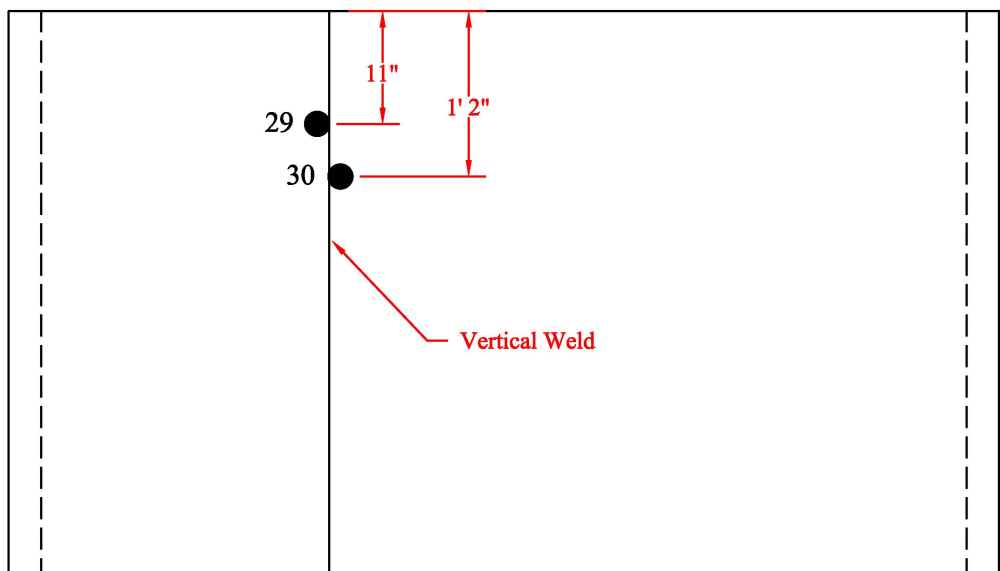
Thickness:
28 - Topside Pit



Tank Section: Barrel
Quadrant: B
Vertical Drop #: 6
Row #: 3

Thickness:
29 - Pinhole
Remaining: 0.185"

30 - Pinhole
Remaining: 0.200"



* Hidden lines represent left/right edges of each vertical drop which was the most effective testing approach for the barrel of Tank #15.

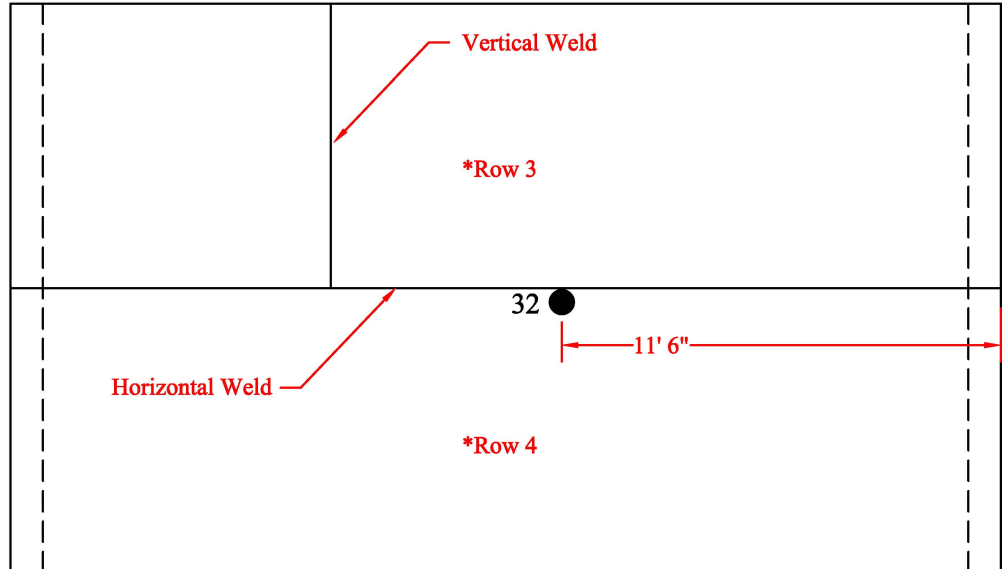
Drawing is not to scale

TANK #15 - QUADRANT B FLAWS 31-32

**Nominal Plate Thickness: 0.250"*

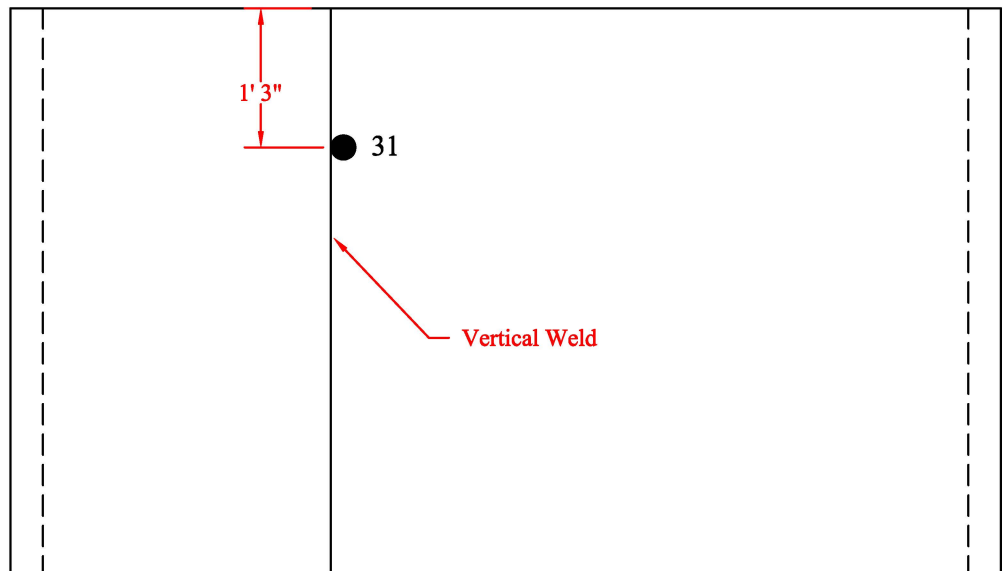
Tank Section: Barrel
Quadrant: B
Vertical Drop #: 6
Row #: 4

Thickness:
32 - Pinhole
Remaining: 0.170"



Tank Section: Barrel
Quadrant: B
Vertical Drop #: 6
Row #: 7

Thickness:
31 - Pinhole
Remaining: 0.160"



* Hidden lines represent left/right edges of each vertical drop which was the most effective testing approach for the barrel of Tank #15.

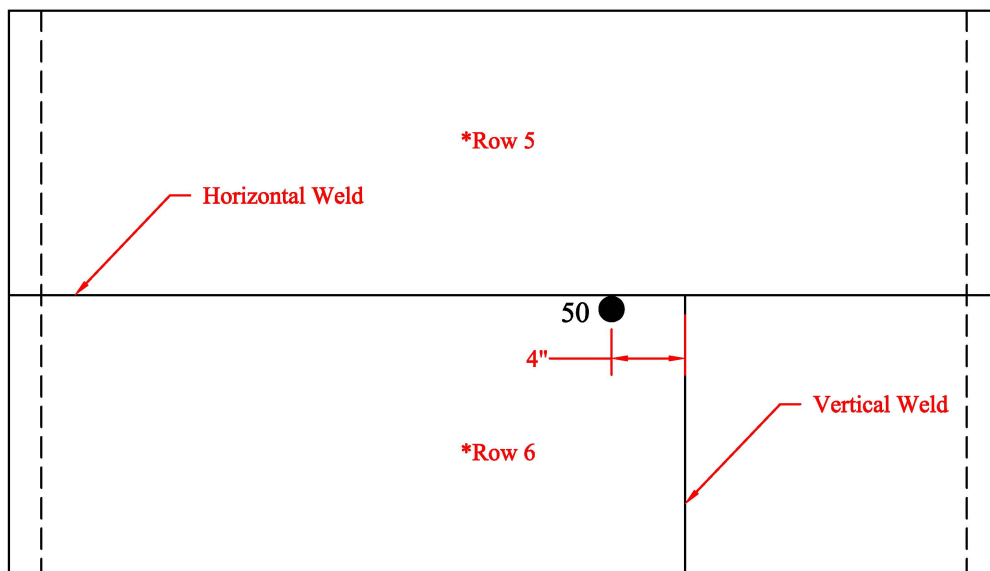
Drawing is not to scale

TANK #15 - QUADRANT B FLAWS 50-52

**Nominal Plate Thickness: 0.250"*

Tank Section: Barrel
Quadrant: B
Vertical Drop #: 10
Row #: 6

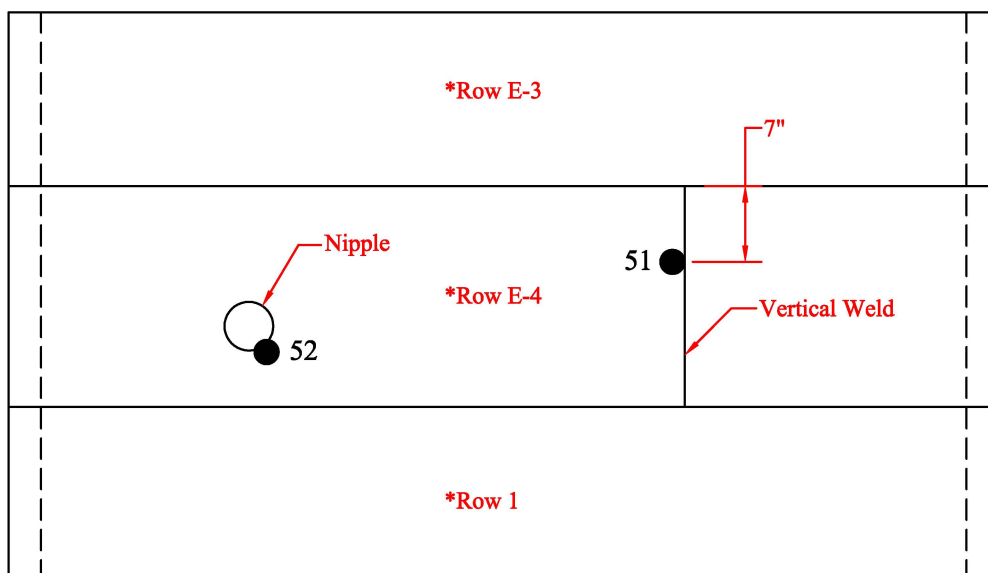
Thickness:
50 - Pinhole
Remaining: 0.195"



Tank Section: Expansion
Quadrant: B
Vertical Drop #: 10
Row #: E-4

Thickness:
51 - Pinhole
Remaining: 0.165"

52 - Pinhole @ 5:00 on nipple
No Shear Wave Ultrasonic
test to determine remaining
wall due to inappropriate
surface conditions on
cylindrical side of nipple.



* Hidden lines represent left/right edges of each vertical drop which was the most effective testing approach for the barrel of Tank #15.

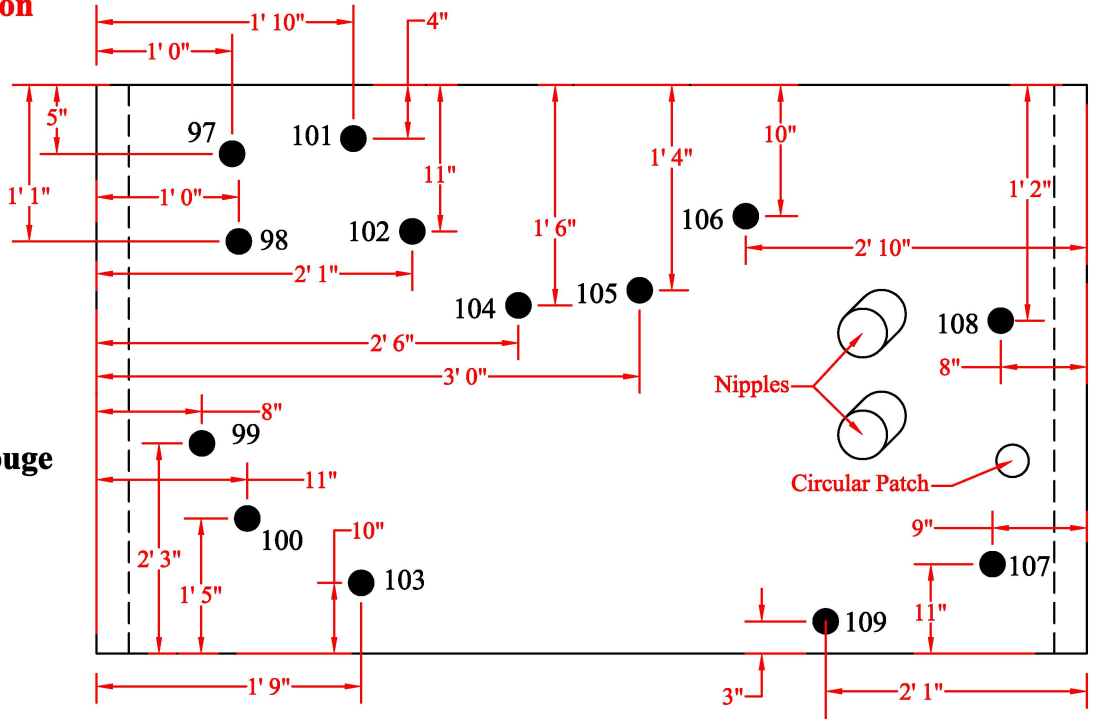
Drawing is not to scale

TANK #15 - QUADRANT B FLAWS 97-109 & 120

**Nominal Plate Thickness: 0.250"*

Tank Section: Extension
Quadrant: B
Vertical Drop #: 1
Row #: E-3

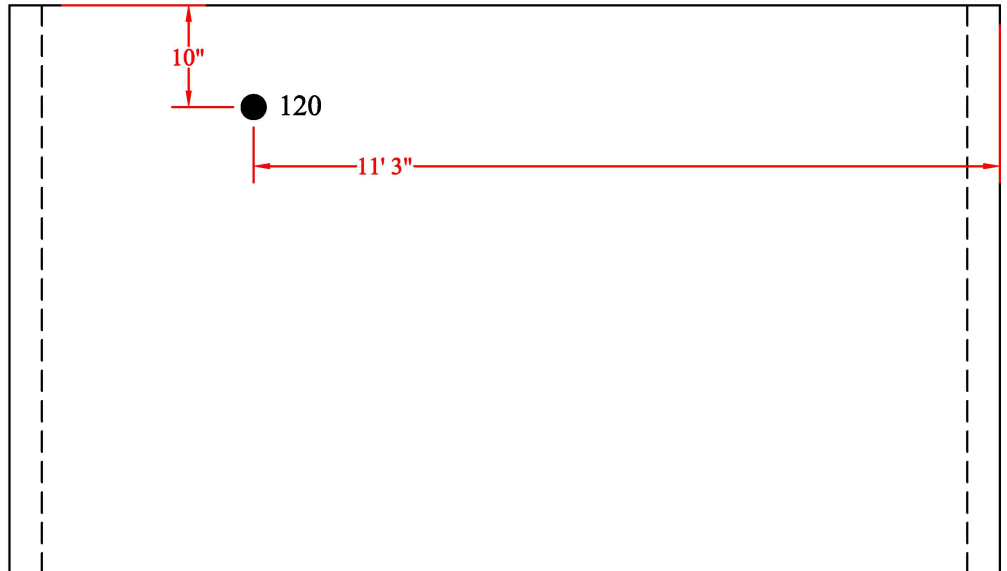
- Thickness:**
- 97 - 0.130"
 - 101 - 0.195"
 - 98 - 0.130"
 - 102 - 0.130"
 - 104 - 0.175"
 - 105 - 0.180"
 - 106 - Topside Pit/Gouge
 - 108 - 0.150"
 - 107 - 0.180"
 - 109 - 0.180"
 - 99 - 0.100"
 - 100 - 0.150"
 - 103 - 0.190"



Note: Large areas of Underside Corrosion

Tank Section: Extension
Quadrant: B
Vertical Drop #: 2
Row #: E-1

- Thickness:**
- 120 - 0.190"



* Hidden lines represent left/right edges of each vertical drop which was the most effective testing approach for the barrel of Tank #15.

Drawing is not to scale

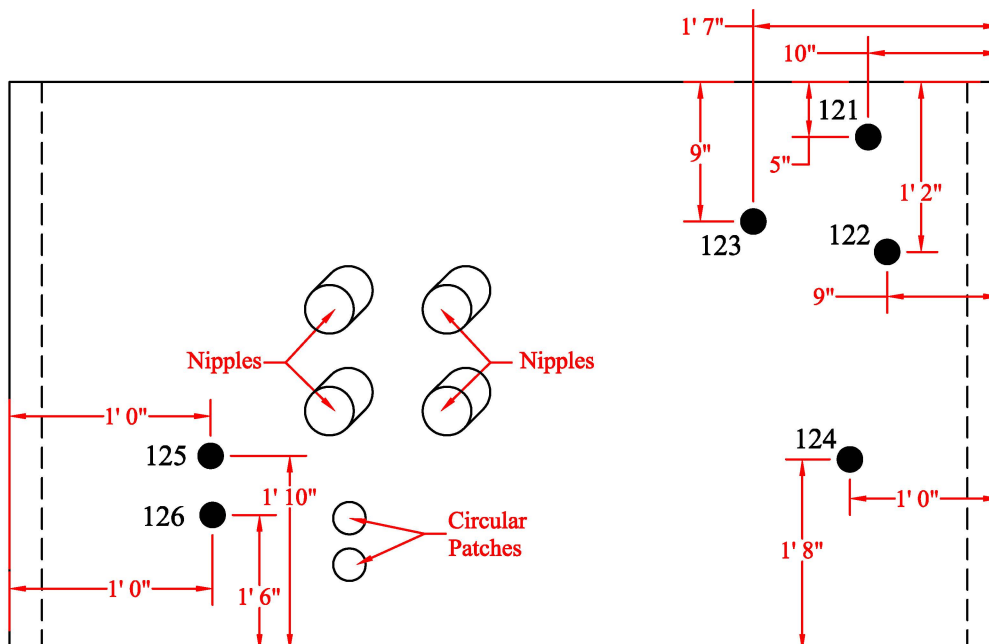
Tank #15 - Quadrant B Flaws 121-127

TANK #15 - QUADRANT B FLAWS 121-127

**Nominal Plate Thickness: 0.250"*


Tank Section: Extension
Quadrant: B
Vertical Drop #: 2
Row #: E-3

Thickness:
 121 - 0.180"
 122 - 0.170"
 123 - 0.180"
 124 - 0.180"
 125 - 0.160"
 126 - 0.190"



Tank Section: Extension
Quadrant: B
Vertical Drop #: 3
Row #: E-2

Thickness:
 127 - 0.190"



* Hidden lines represent left/right edges of each vertical drop which was the most effective testing approach for the barrel of Tank #15.

Drawing is not to scale

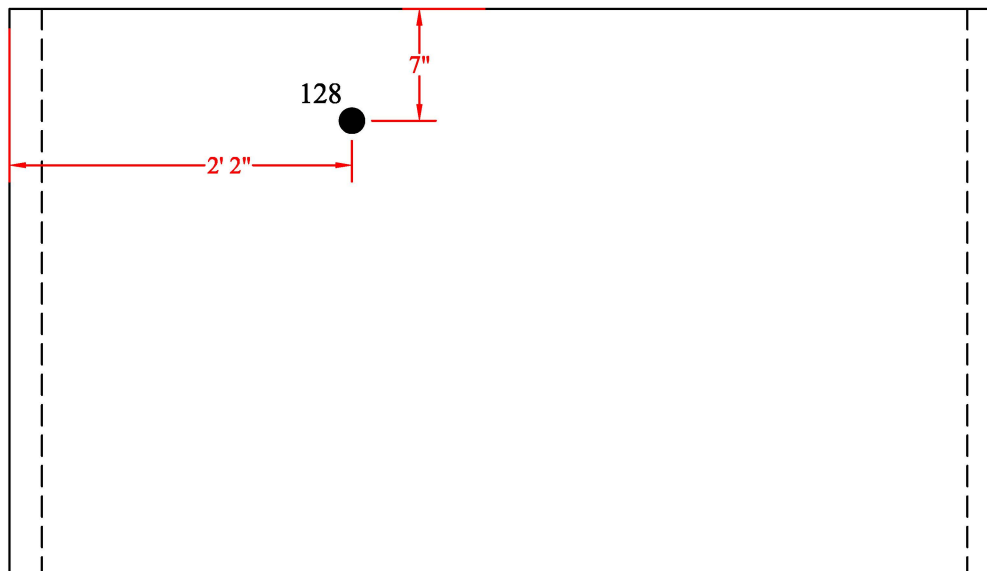
Tank #15 - Quadrant B Flaws 128-129

TANK #15 - QUADRANT B FLAWS 128-129

**Nominal Plate Thickness: 0.250"*

Tank Section: Extension
Quadrant: B
Vertical Drop #: 5
Row #: E-2

Thickness:
128 - 0.190"



Tank Section: Extension
Quadrant: B
Vertical Drop #: 7
Row #: E-2

Thickness:
129 - 0.170"



* Hidden lines represent left/right edges of each vertical drop which was the most effective testing approach for the barrel of Tank #15.

Drawing is not to scale

Tank #15 - Quadrant B Flaws 130-131

TANK #15 - QUADRANT B FLAWS 130-131

**Nominal Plate Thickness: 0.250"*


Tank Section: Extension

Quadrant: B

Vertical Drop #: 8

Row #: E-3

Thickness:
130 - 0.190"



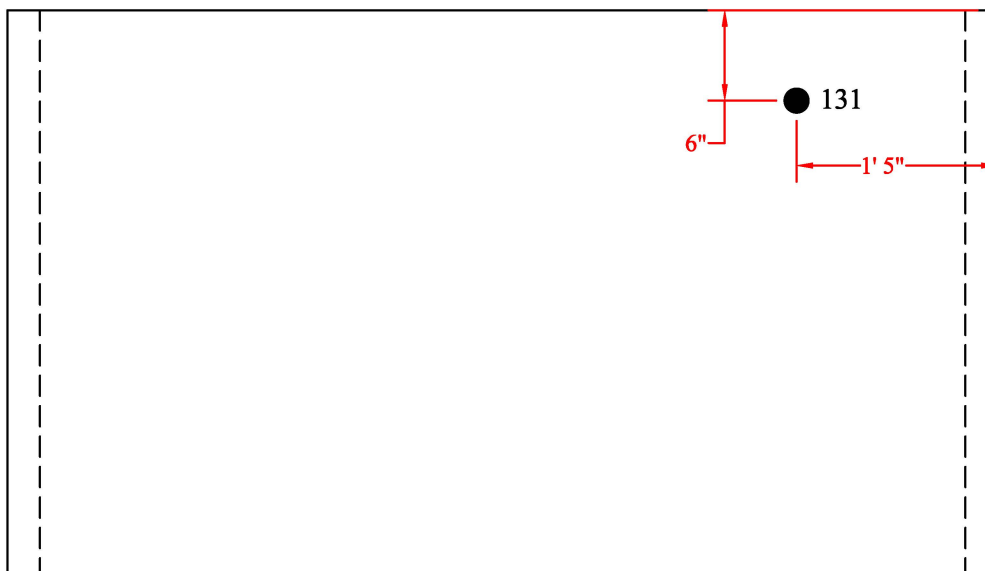
Tank Section: Extension

Quadrant: B

Vertical Drop #: 8

Row #: E-2

Thickness:
131 - 0.150"



* Hidden lines represent left/right edges of each vertical drop which was the most effective testing approach for the barrel of Tank #15.

Drawing is not to scale

3.0 TANK MAPS

Weston Solutions, Inc.

Honolulu, HI

Tank #15 - Quadrant B Flaws 132 & 162

TANK #15 - QUADRANT B FLAWS 132 & 162

**Nominal Plate Thickness: 0.250"*

Tank Section: Extension

Quadrant: B

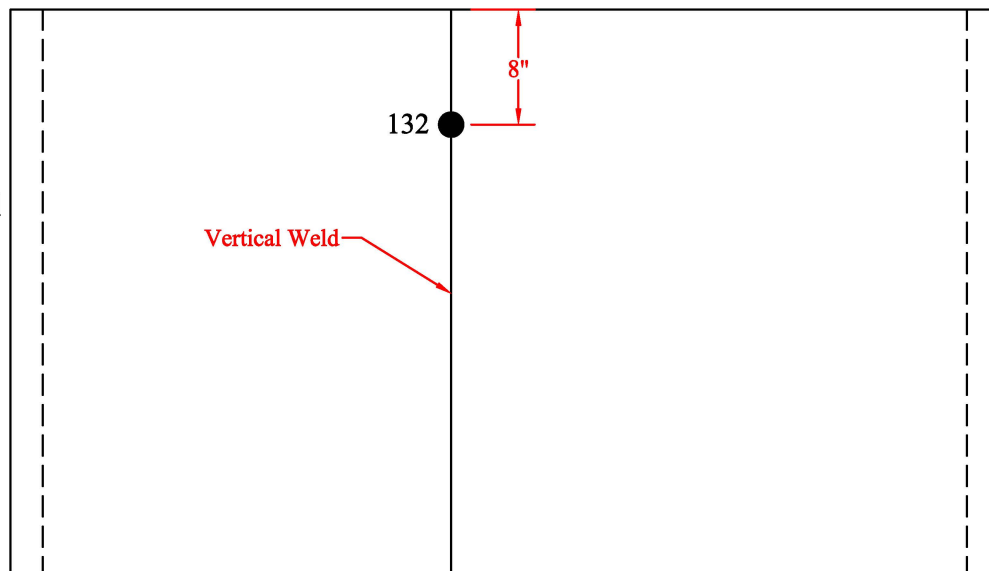
Vertical Drop #: 8

Row #: E-1

Thickness:

132 - Suspect Crack in Weld

Remaining: 0.187"



Tank Section:

Upper Dome

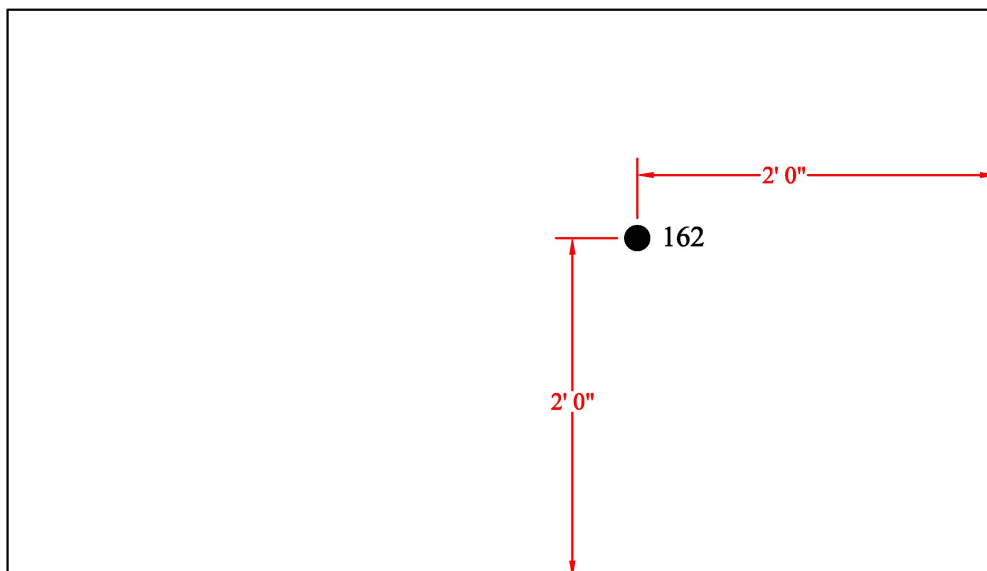
Course C

Quadrant: B

Plate #: 28

Thickness:

162 - 0.185"



* Hidden lines represent left/right edges of each vertical drop which was the most effective testing approach for the barrel of Tank #15.

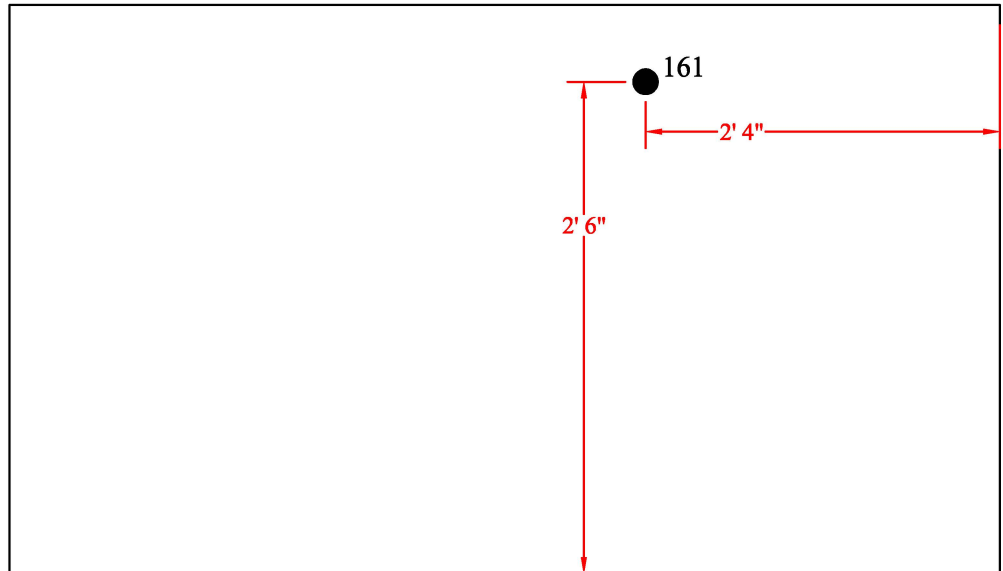
Drawing is not to scale

TANK #15 - QUADRANT B FLAW 161

**Nominal Plate Thickness: 0.250"*

Tank Section:
Upper Dome
Course C
Quadrant: B
Plate #: 23

Thickness:
161 - 0.190"



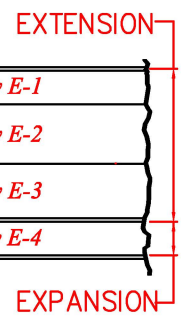

Drawing is not to scale

TANK #15 - QUADRANT C - SECTION

V-1 through V-11 represent the vertical drop number associated with the testing conducted in the Extension section (Rows E-1 through E-3) of Tank 15.

COURSE F
 COURSE E
 COURSE D
 COURSE C
 COURSE B
 COURSE A

3' scan on Courses A-D starting at the beginning of each course. (100% Scan completed in Course A on plates 37-48)



Legend	
[White Box]	Areas Not Tested
[Green Dotted Box]	Ultrasonic Testing Survey
[Grey Dotted Box]	Areas Scanned with U.T Viper
[Blue Diagonal Lines Box]	> 0.225" Wall Remaining
[Cyan Box]	0.200" - 0.225" Wall Remaining
[Pink Box]	0.175" - 0.200" Wall Remaining
[Magenta Box]	0.150" - 0.175" Wall Remaining
[Green Box]	0.125" - 0.150" Wall Remaining
[Yellow Box]	0.100" - 0.125" Wall Remaining
[Orange Box]	0.075" - 0.100" Wall Remaining
[Red Box]	< 0.075" Wall Remaining
[Black Box]	Tested Previously (1/17-28/05)

- Drawing Notes:**
1. Quadrant B is sectioned from Course 4 to Course F to display areas tested in this quadrant as largely as possible.
 2. Plates exhibiting flaw indications are displayed separately with dimensions for ease of location.

Drawing is not to scale

COURSE 4

Vertical Drop #1 Vertical Drop #2 Vertical Drop #3 Vertical Drop #4 Vertical Drop #5 Vertical Drop #6 Vertical Drop #7 Vertical Drop #9 Vertical Drop #10 Vertical Drop #11

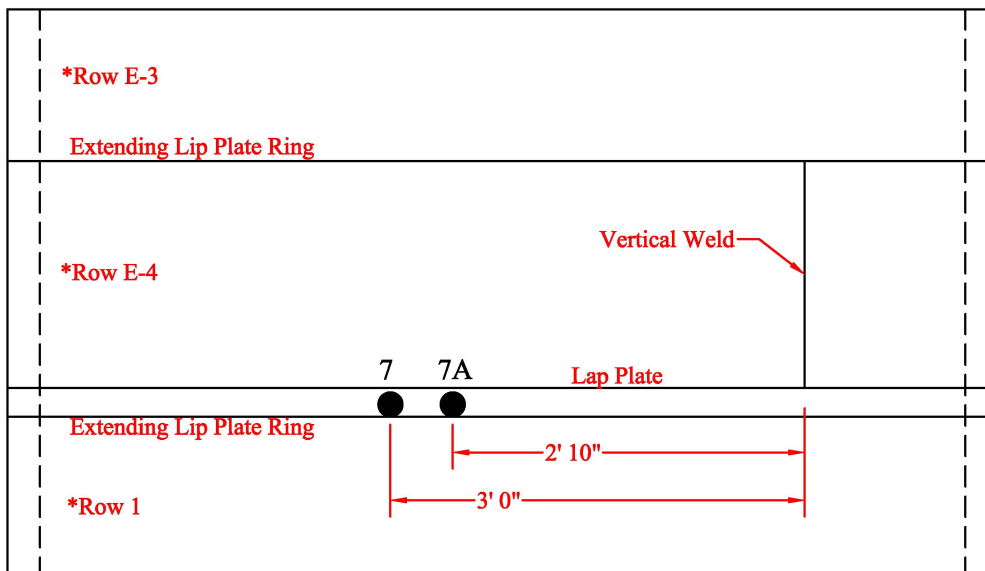
TANK #15 - QUADRANT C FLAWS 7 & 18

**Nominal Plate Thickness: 0.250"*

Tank Section: Expansion
Quadrant: C
Vertical Drop #: 1
Row #: E-4

Thickness:
7 - Pinhole
Remaining: 0.140"

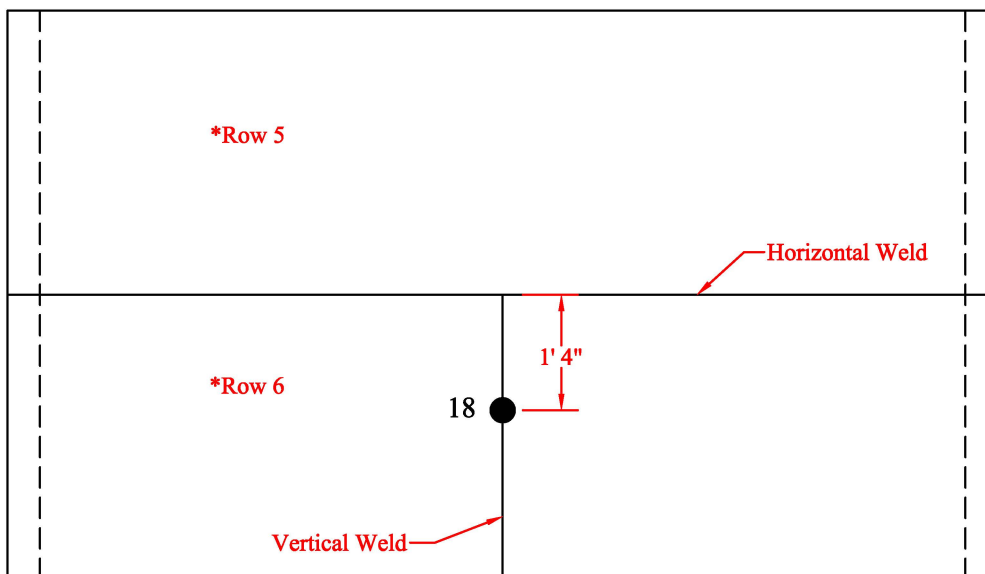
7A - Pinhole
Remaining: 0.160"



**Note: Expansion Joint (E-4) - 2 Pinholes on overlap plate*

Tank Section: Barrel
Quadrant: C
Vertical Drop #: 4
Row #: 6

Thickness:
18 - Pinhole
Remaining: 0.188"



* Hidden lines represent left/right edges of each vertical drop which was the most effective testing approach for the barrel of Tank #15.

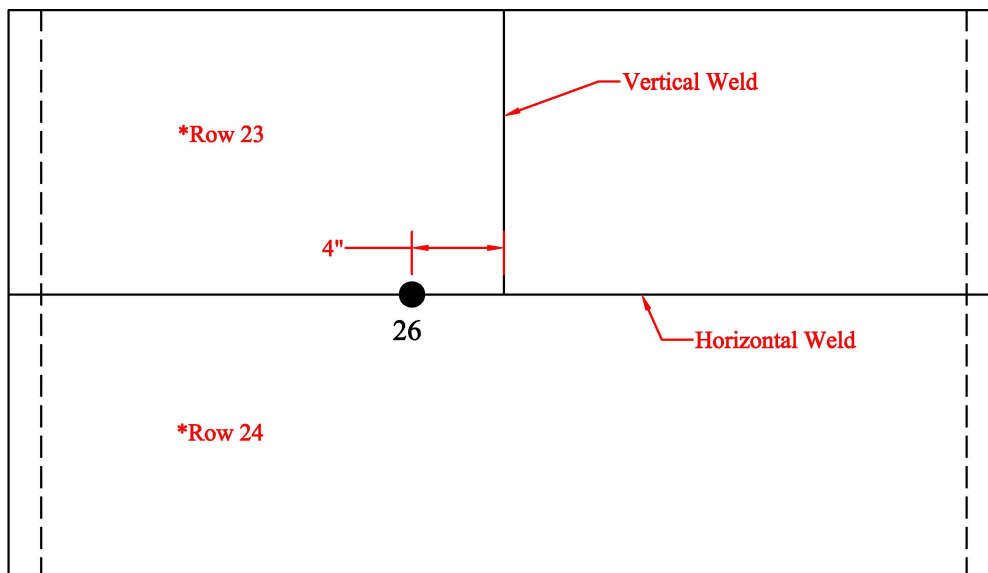
Drawing is not to scale

TANK #15 - QUADRANT C FLAWS 26-27

**Nominal Plate Thickness: 0.250"*

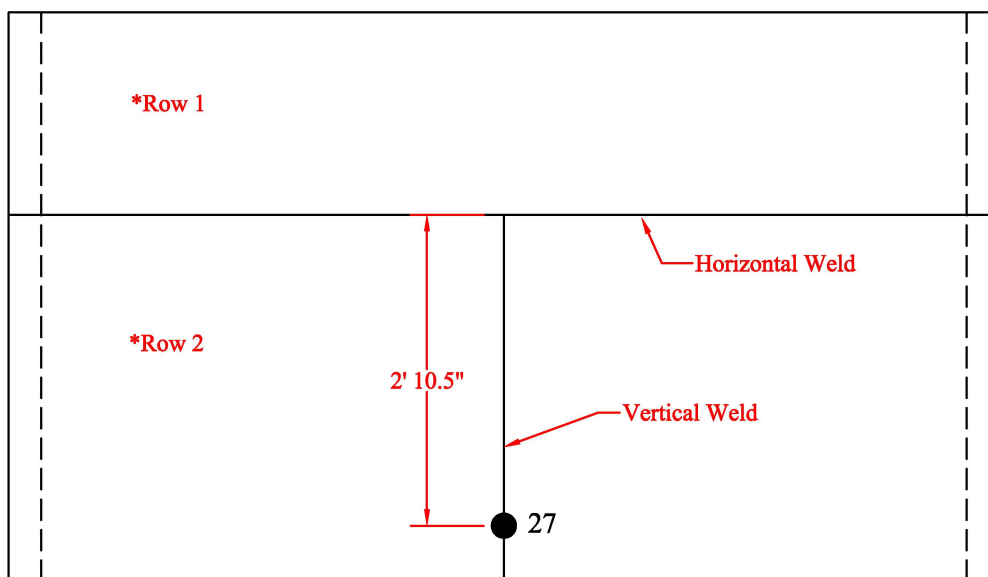
Tank Section: Barrel
Quadrant: C
Vertical Drop #: 4
Row #: 25

Thickness:
26 - Pinhole
Remaining: 0.193"



Tank Section: Barrel
Quadrant: C
Vertical Drop #: 6
Row #: 2

Thickness:
27 - Pinhole
Remaining: 0.200"



* Hidden lines represent left/right edges of each vertical drop which was the most effective testing approach for the barrel of Tank #15.

Drawing is not to scale

3.0 TANK MAPS

Weston Solutions, Inc.

Honolulu, HI

Tank #15 - Quadrant C Flaws 33-36

TANK #15 - QUADRANT C FLAWS 33-36

**Nominal Plate Thickness: 0.250"*

Tank Section: Barrel

Quadrant: C

Vertical Drop #: 6

Row #: 5

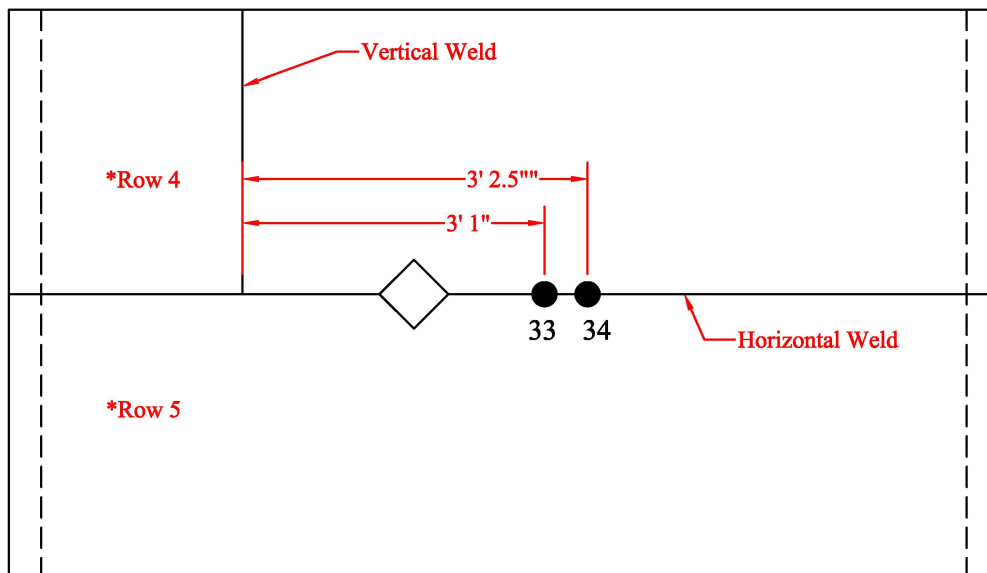
Thickness:

33 - Pinhole

Remaining: 0.178"

34 - Pinhole

Remaining: 0.187"



Tank Section: Barrel

Quadrant: C

Vertical Drop #: 6

Row #: 11

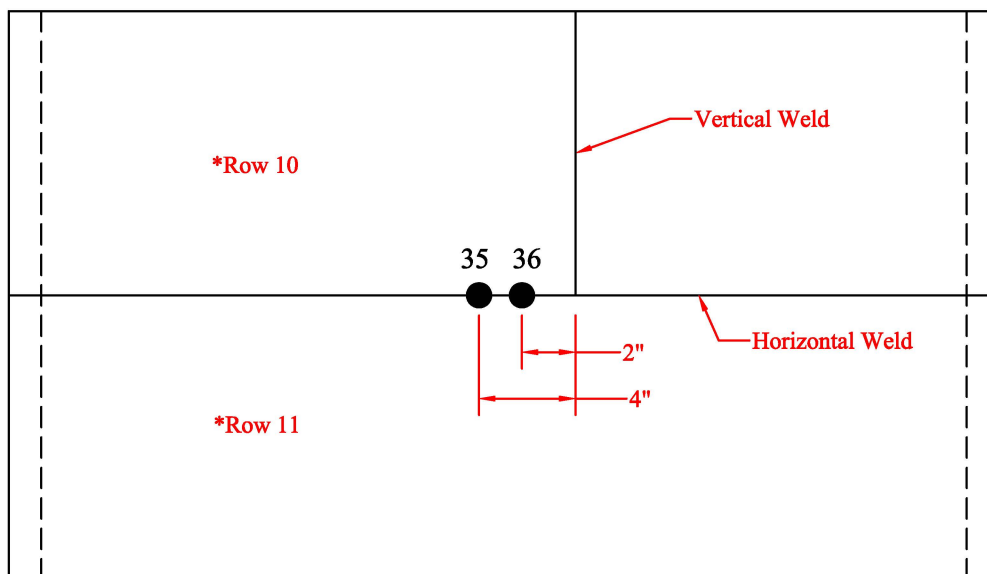
Thickness:

35 - Pinhole

Remaining: 0.200"

36 - Pinhole

Remaining: 0.200"



* Hidden lines represent left/right edges of each vertical drop which was the most effective testing approach for the barrel of Tank #15.

Drawing is not to scale

3.0 TANK MAPS

Weston Solutions, Inc.

Honolulu, HI

Tank #15 - Quadrant C Flaws 37-41

TANK #15 - QUADRANT C FLAWS 37-41

**Nominal Plate Thickness: 0.250"*

Tank Section: Barrel

Quadrant: C

Vertical Drop #: 6

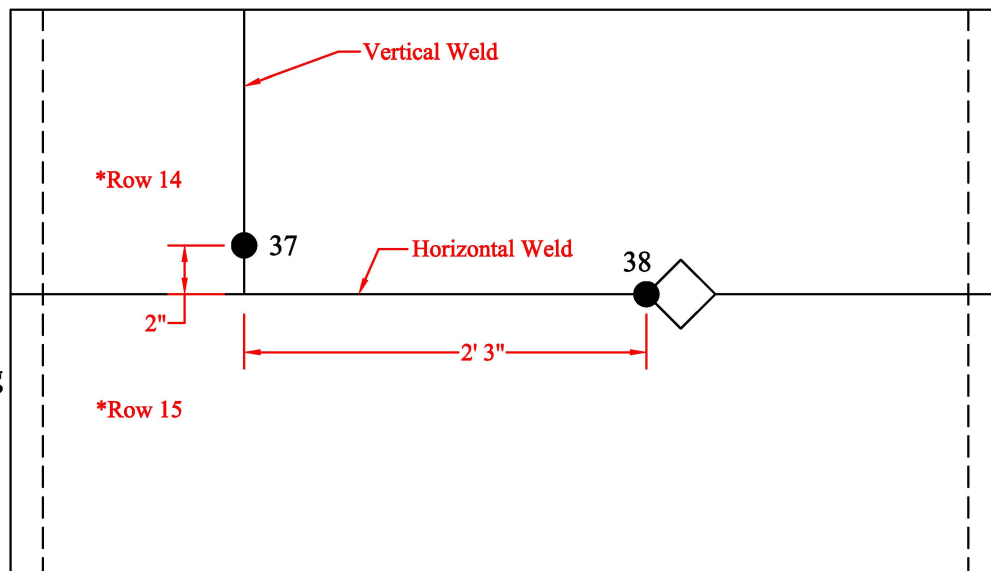
Row #: 15

Thickness:

37 - Pinhole

Remaining: 0.193"

38 - Pinhole on corner of patch, No Shear Wave Ultrasonic test to determine remaining wall due to inappropriate surface conditions.



Tank Section: Barrel

Quadrant: C

Vertical Drop #: 6

Row #: 16

Thickness:

39 - Pinhole

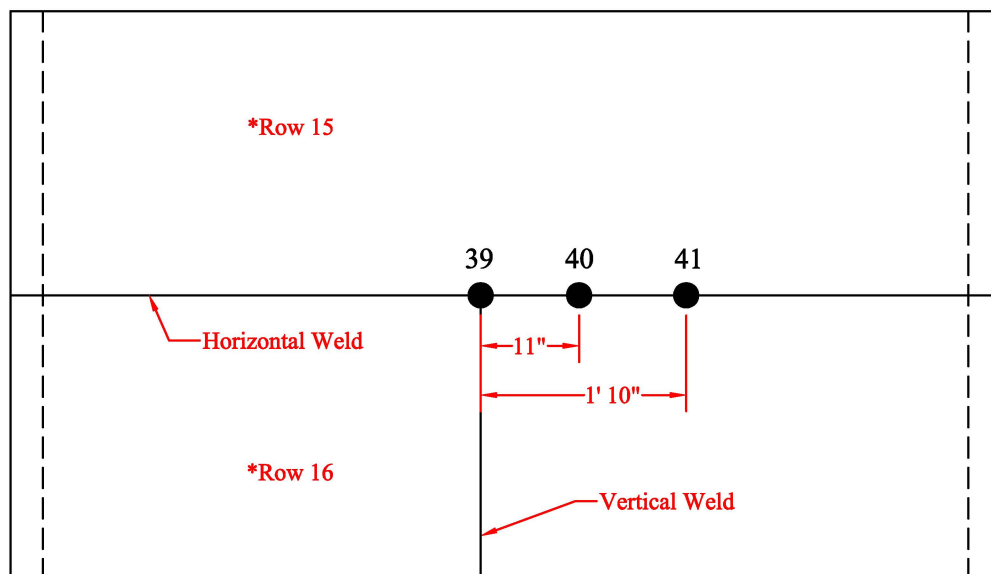
Remaining: 0.170"

40 - Pinhole

Remaining: 0.163"

41 - Pinhole

Remaining: 0.185"



* Hidden lines represent left/right edges of each vertical drop which was the most effective testing approach for the barrel of Tank #15.

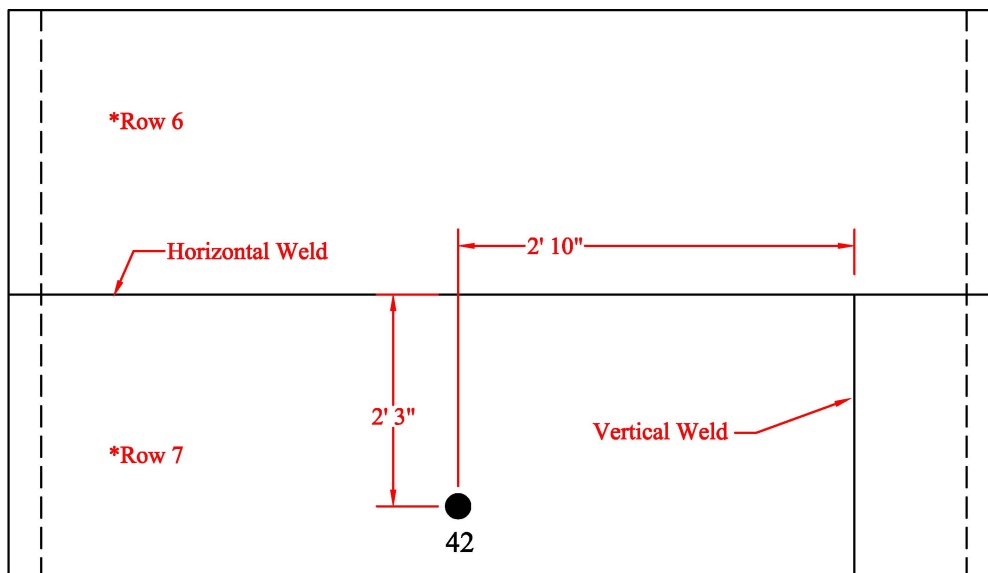
Drawing is not to scale

TANK #15 - QUADRANT C FLAWS 42 & 44

***Nominal Plate Thickness: 0.250"**

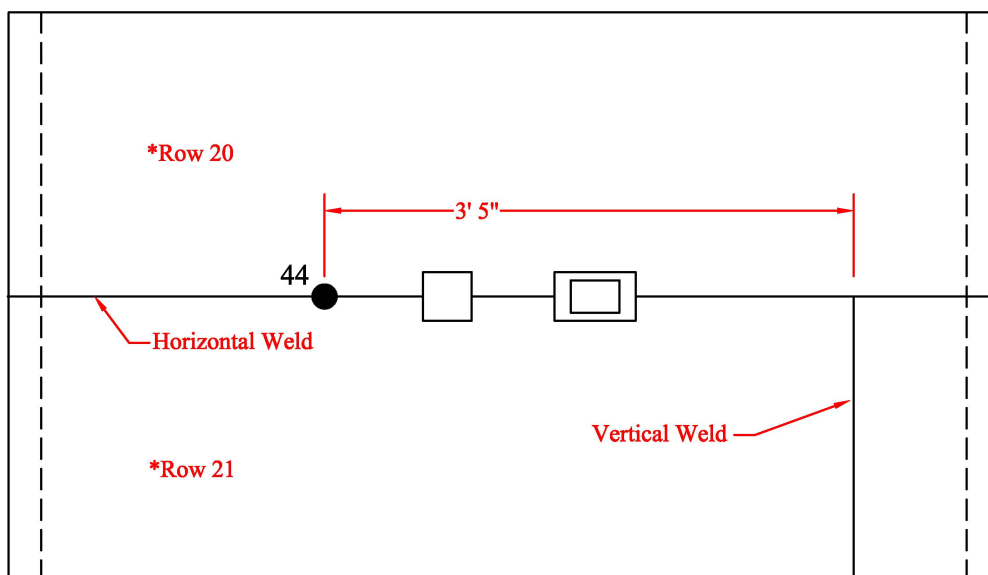
Tank Section: Barrel
Quadrant: C
Vertical Drop #: 8
Row #: 7

Thickness:
42 - 0.220"
Topside Pit



Tank Section: Barrel
Quadrant: C
Vertical Drop #: 8
Row #: 21

Thickness:
44 - Pinhole
Remaining: 0.225"



* Hidden lines represent left/right edges of each vertical drop which was the most effective testing approach for the barrel of Tank #15.

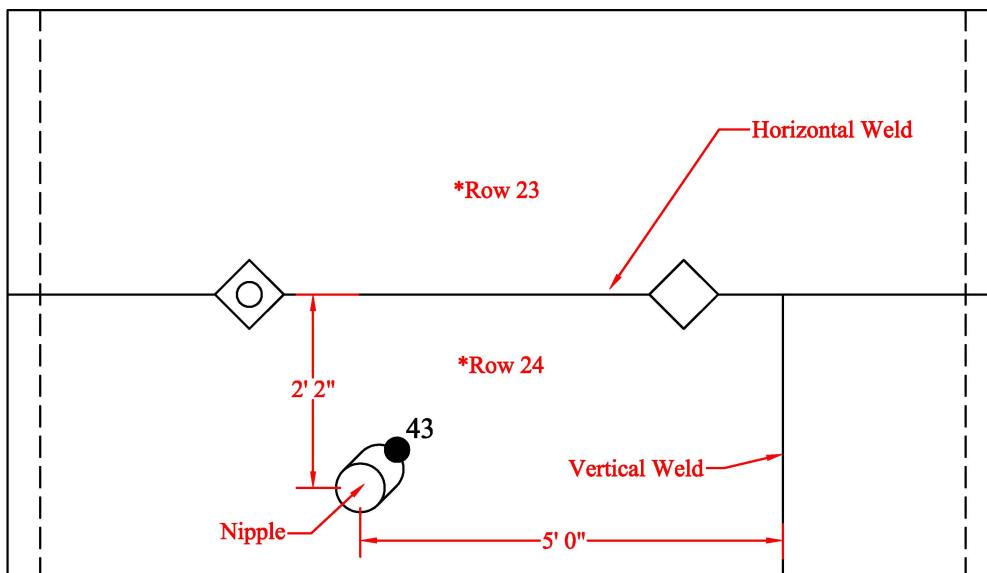
Drawing is not to scale

TANK #15 - QUADRANT C FLAWS 43 & 45

**Nominal Plate Thickness: 0.250"*

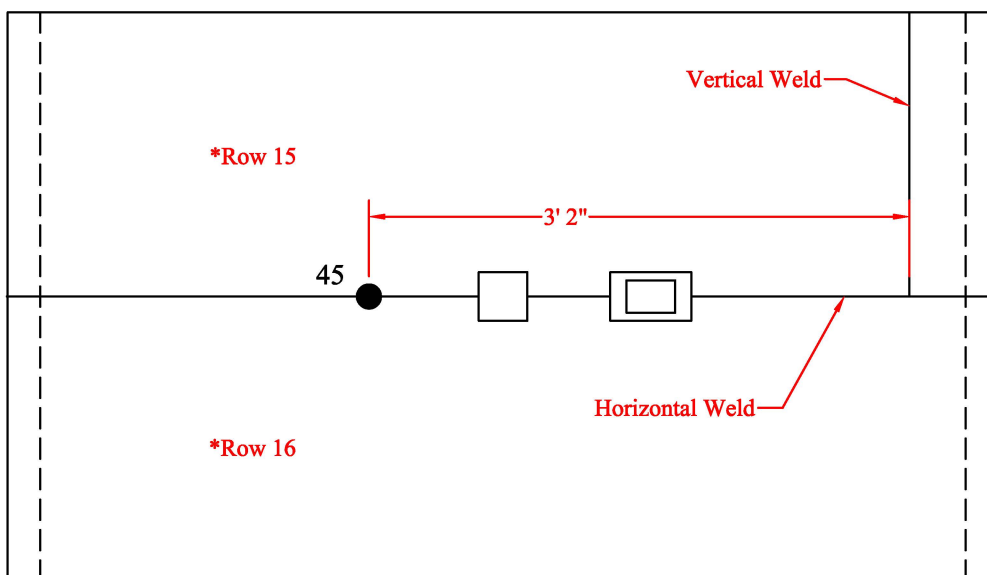
Tank Section: Barrel
Quadrant: C
Vertical Drop #: 9
Row #: 24

Thickness:
43 - Crack around weld
Remaining: 0.220"



Tank Section: Barrel
Quadrant: C
Vertical Drop #: 9
Row #: 16

Thickness:
45 - Pinhole
Remaining: 0.220"



* Hidden lines represent left/right edges of each vertical drop which was the most effective testing approach for the barrel of Tank #15.

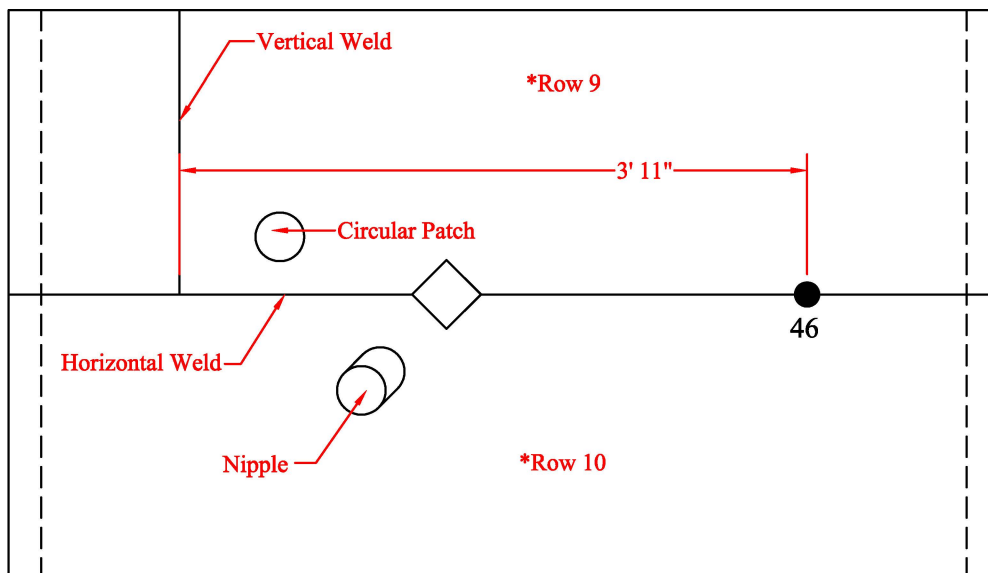
Drawing is not to scale

TANK #15 - QUADRANT C FLAWS 46-47

**Nominal Plate Thickness: 0.250"*

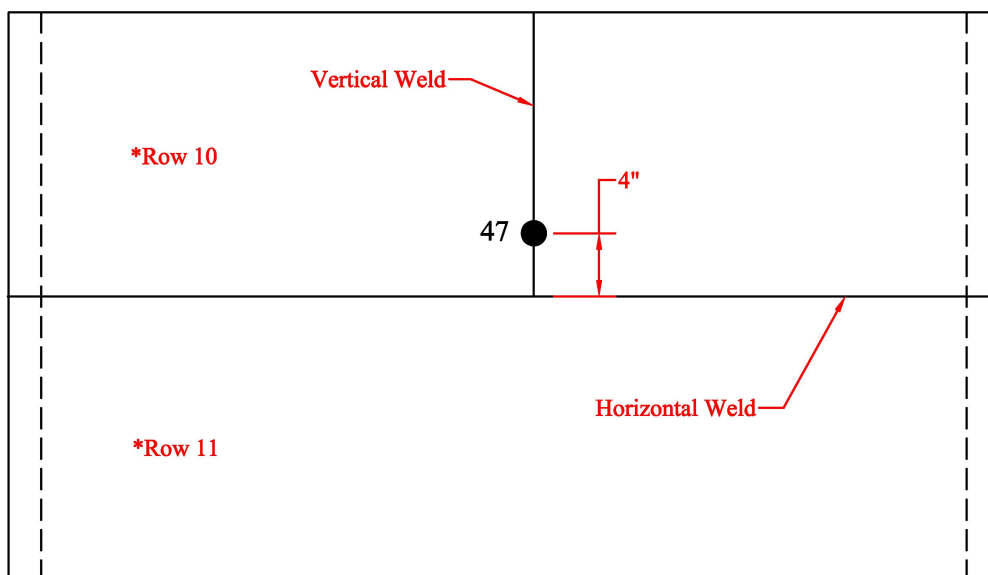
Tank Section: Barrel
Quadrant: C
Vertical Drop #: 9
Row #: 10

Thickness:
46 - Pinhole
Remaining: 0.188"



Tank Section: Barrel
Quadrant: C
Vertical Drop #: 10
Row #: 10

Thickness:
47 - Pinhole
Remaining: 0.193"



* Hidden lines represent left/right edges of each vertical drop which was the most effective testing approach for the barrel of Tank #15.

Drawing is not to scale

3.0 TANK MAPS

Weston Solutions, Inc.

Honolulu, HI

Tank #15 - Quadrant C Flaws 48-49, & 110

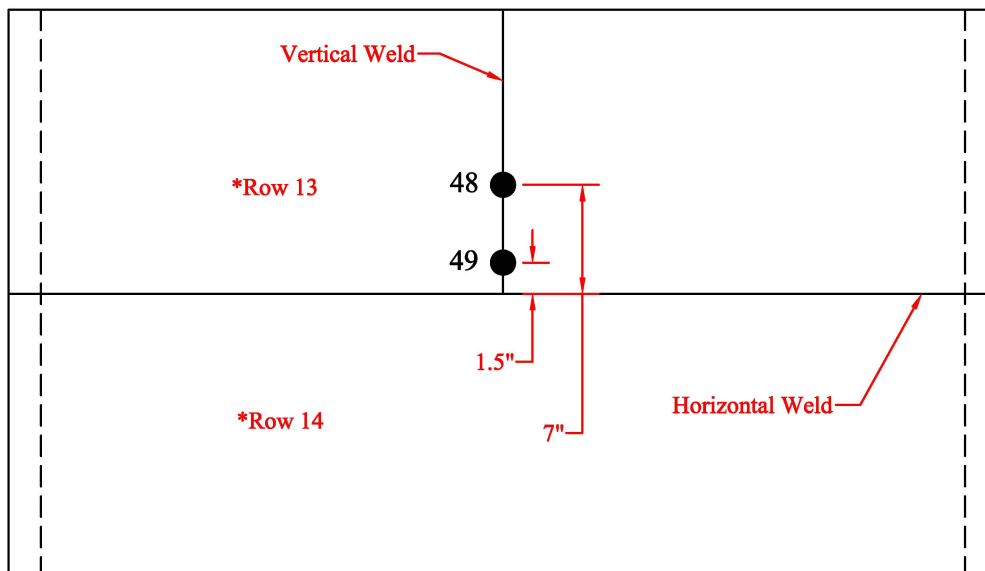
TANK #15 - QUADRANT C FLAWS 48-49, & 110

**Nominal Plate Thickness: 0.250"*

Tank Section: Barrel
Quadrant: C
Vertical Drop #: 11
Row #: 13

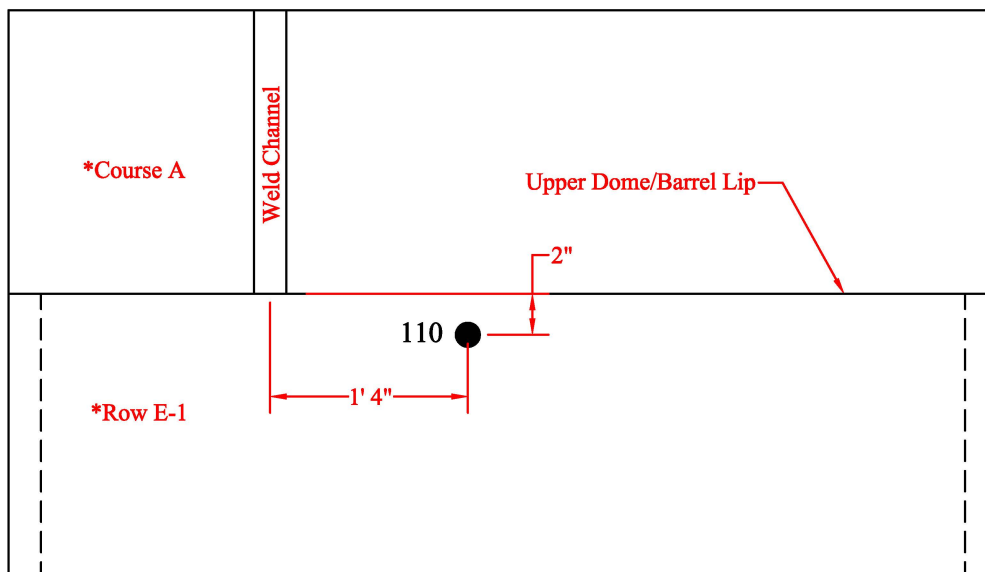
Thickness:
48 - Pinhole
Remaining: 0.187"

49 - Pinhole
Remaining: 0.194"



Tank Section: Extension
Quadrant: C
Vertical Drop #: 8
Row #: E-1

Thickness:
110 - Pinhole
Remaining: 0.235"



* Hidden lines represent left/right edges of each vertical drop which was the most effective testing approach for the barrel of Tank #15.

Drawing is not to scale

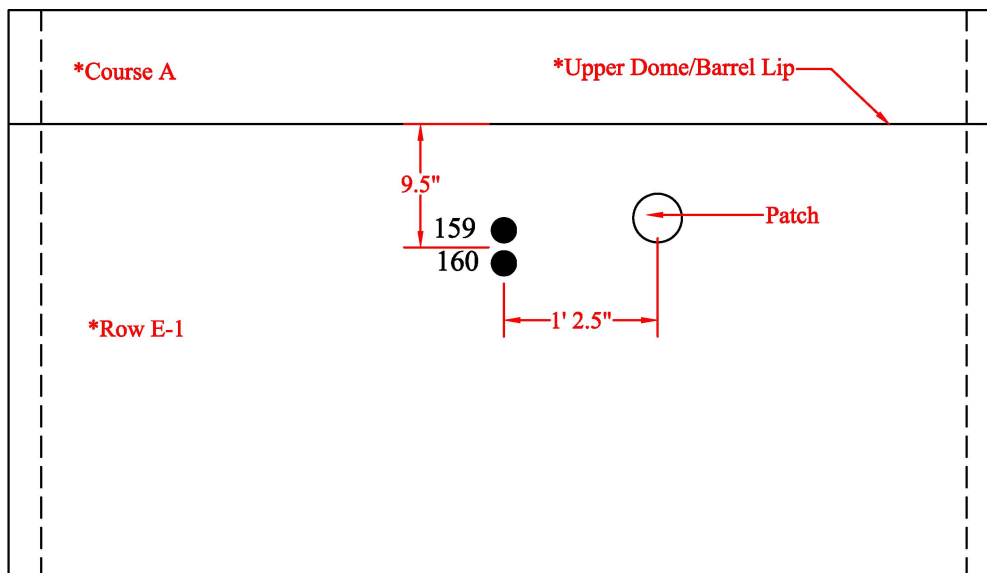
TANK #15 - QUADRANT C FLAWS 96, & 159-160

**Nominal Plate Thickness: 0.250"*

Tank Section: Extension
Quadrant: C
Vertical Drop #: 5
Row #: E-1

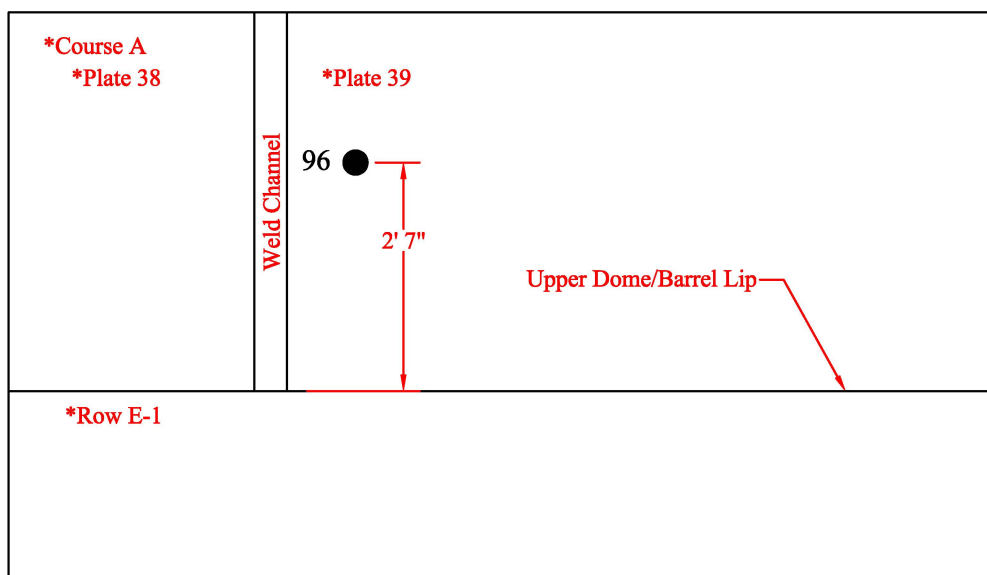
Thickness:
159 - Pinhole
Remaining: 0.240"

160 - Pinhole
Remaining: 0.238"



Tank Section:
Upper Dome
Course A
Quadrant: C
Plate #: 39

Thickness:
96 - Dent previously
filled in with a weld



* Hidden lines represent left/right edges of each vertical drop which was the most effective testing approach for the barrel of Tank #15.

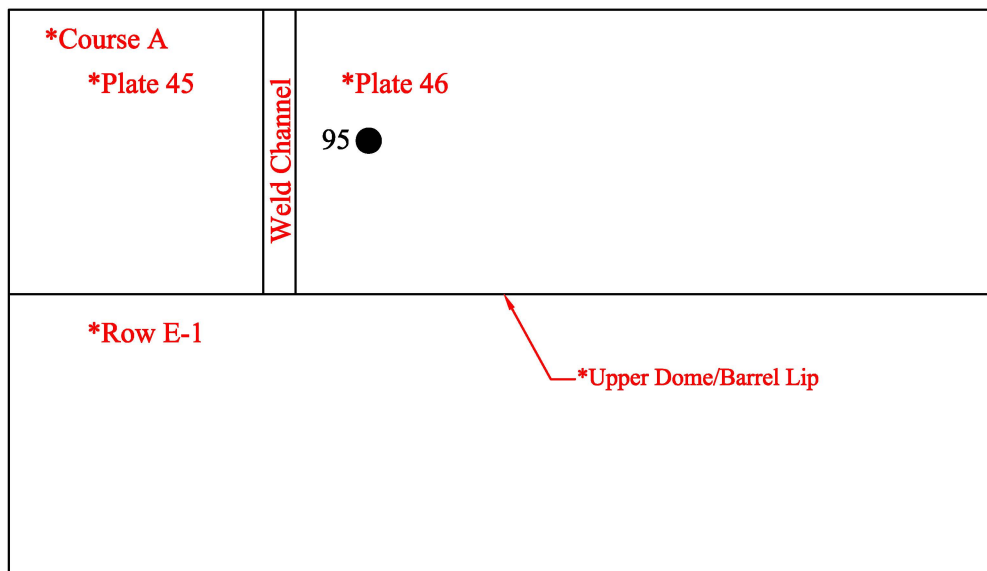
Drawing is not to scale

TANK #15 - QUADRANT C FLAWS 94-95

**Nominal Plate Thickness: 0.250"*

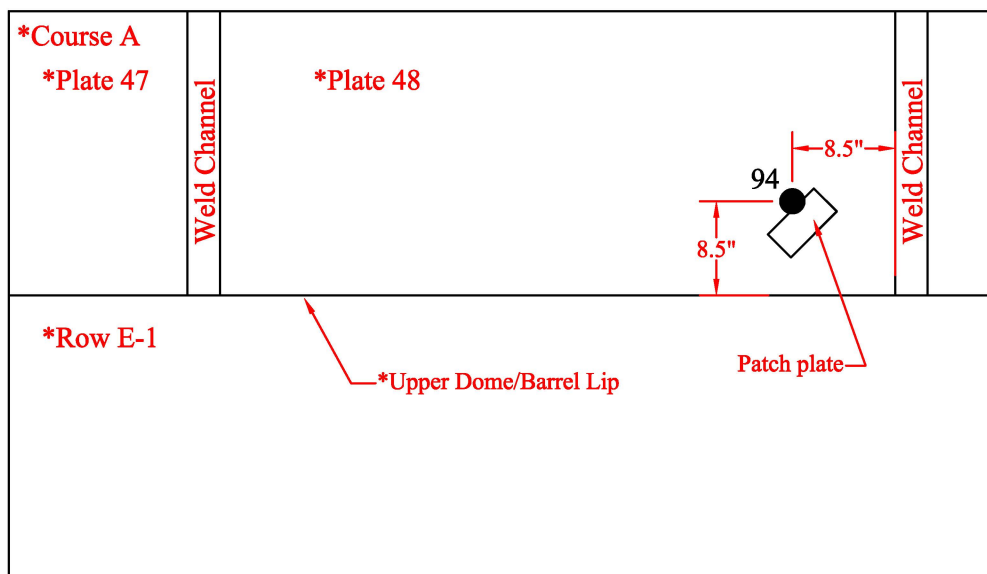
Tank Section:
Upper Dome
Course A
Quadrant: C
Plate #: 46

Thickness:
95 - 0.175"
3/16"Ø Stockside Pit



Tank Section:
Upper Dome
Course A
Quadrant: C
Plate #: 48

Thickness:
94 - 0.183"
(Corrected Value)



**Note: Low spot near edge of patch plate.*

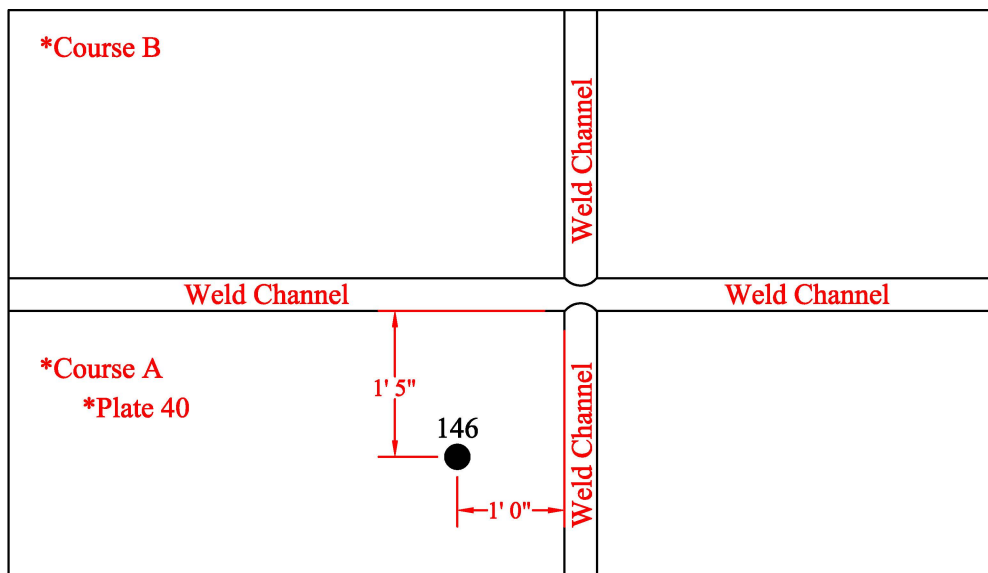
Drawing is not to scale

TANK #15 - QUADRANT C FLAWS 146-147

**Nominal Plate Thickness: 0.250"*

Tank Section:
Upper Dome
Course A
Quadrant: C
Plate #: 40

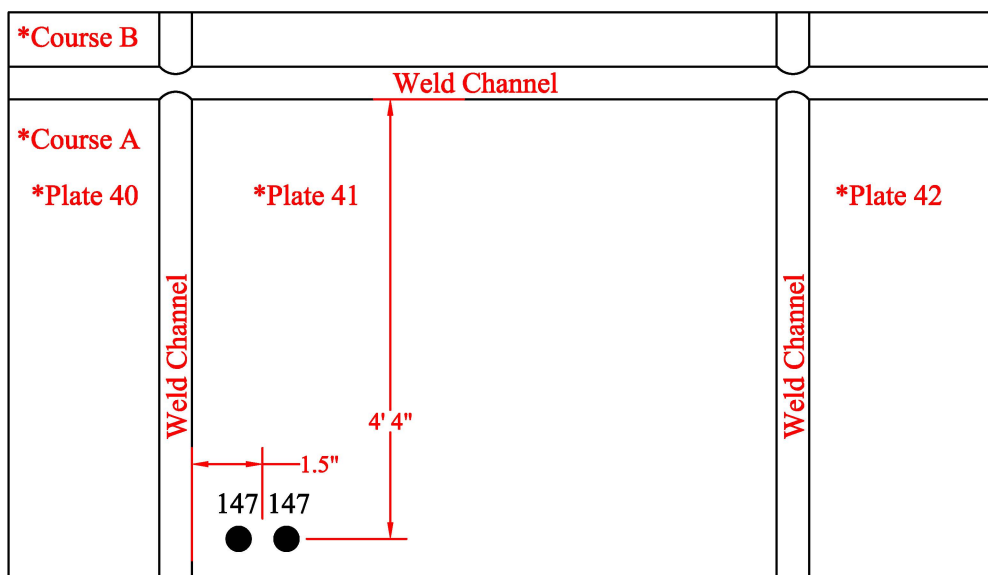
Thickness:
146 - Pinhole
Remaining: 0.240"



Tank Section:
Upper Dome
Course A
Quadrant: C
Plate #: 41

Thickness:
147 - Pinhole
Remaining: 0.240"

147 - Pinhole
Remaining: 0.240"



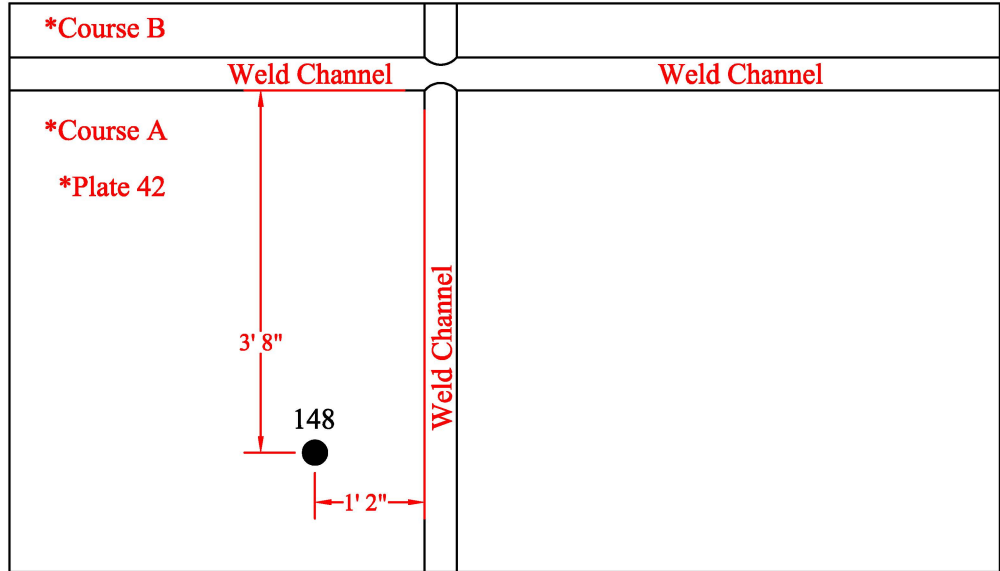
Drawing is not to scale

TANK #15 - QUADRANT C FLAWS 141 & 148

**Nominal Plate Thickness: 0.250"*

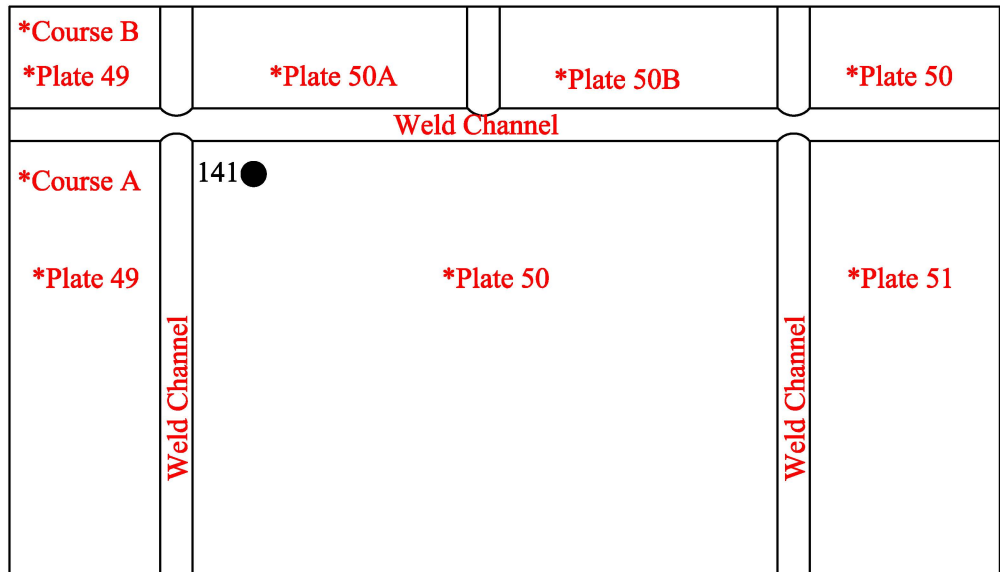
Tank Section:
Upper Dome
Course A
Quadrant: C
Plate #: 42

Thickness:
148 - Pinhole
Remaining: 0.240"



Tank Section:
Upper Dome
Course A
Quadrant: C
Plate #: 50

Thickness:
141 - 0.210"
(Corrected Value)



**Note: Upper left corner of Plate #50, Course A (Flaw Location)*

Drawing is not to scale

Tank #15 - Quadrant C Flaws 139, & 142-143

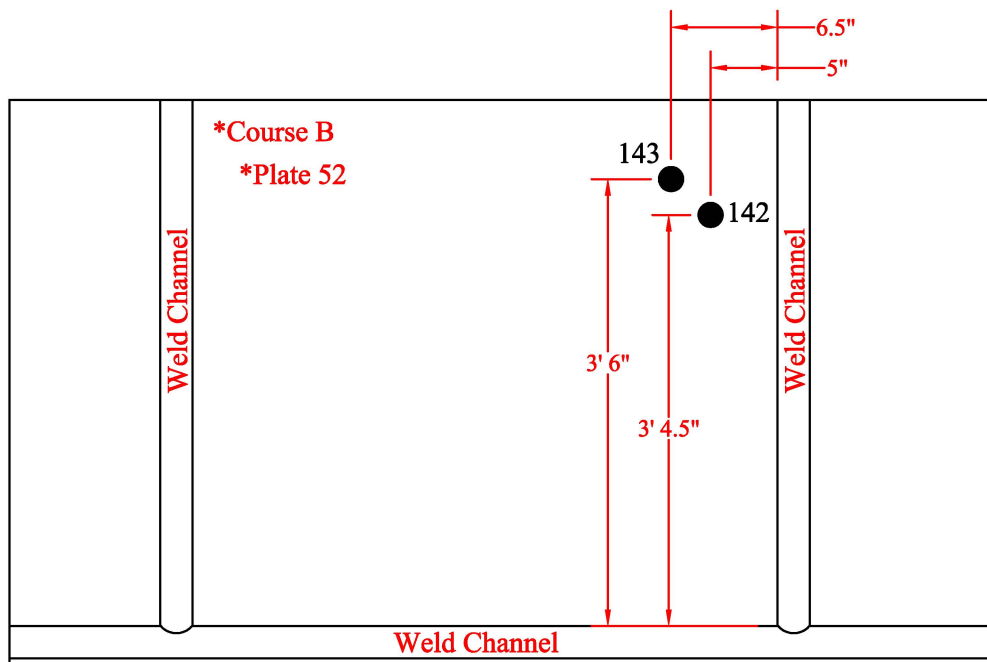
TANK #15 - QUADRANT C FLAWS 139, & 142-143

***Nominal Plate Thickness: 0.250"**

**Tank Section:
Upper Dome
Course B
Quadrant: C
Plate #: 52**

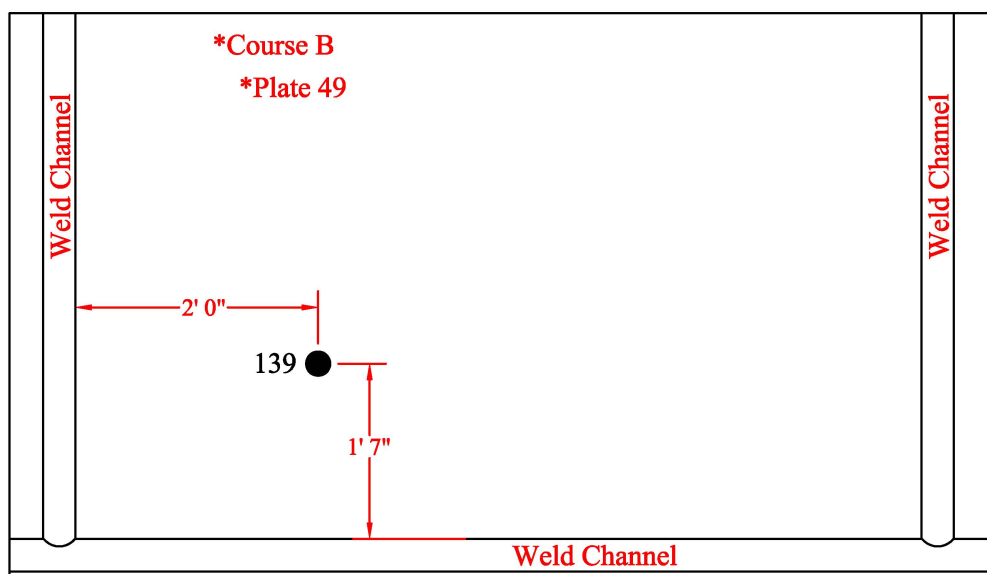
**Thickness:
142 - 0.179"
(Corrected Value)**

**143 - 0.202"
(Corrected Value)**



**Tank Section:
Upper Dome
Course B
Quadrant: C
Plate #: 49**

**Thickness:
139 - 0.201"
(Corrected Value)**



Drawing is not to scale

3.0 TANK MAPS

Weston Solutions, Inc.

Honolulu, HI

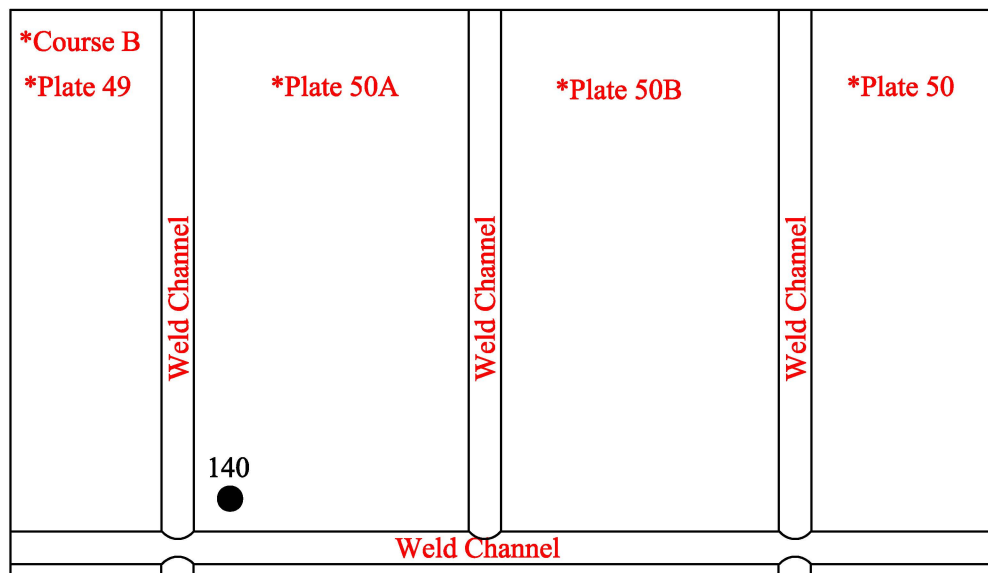
Tank #15 - Quadrant C Flaw 140

TANK #15 - QUADRANT C FLAW 140

**Nominal Plate Thickness: 0.250"*

Tank Section:
Upper Dome
Course B
Quadrant: C
Plate #: 50A

Thickness:
140 - 0.208"
(Corrected Value)

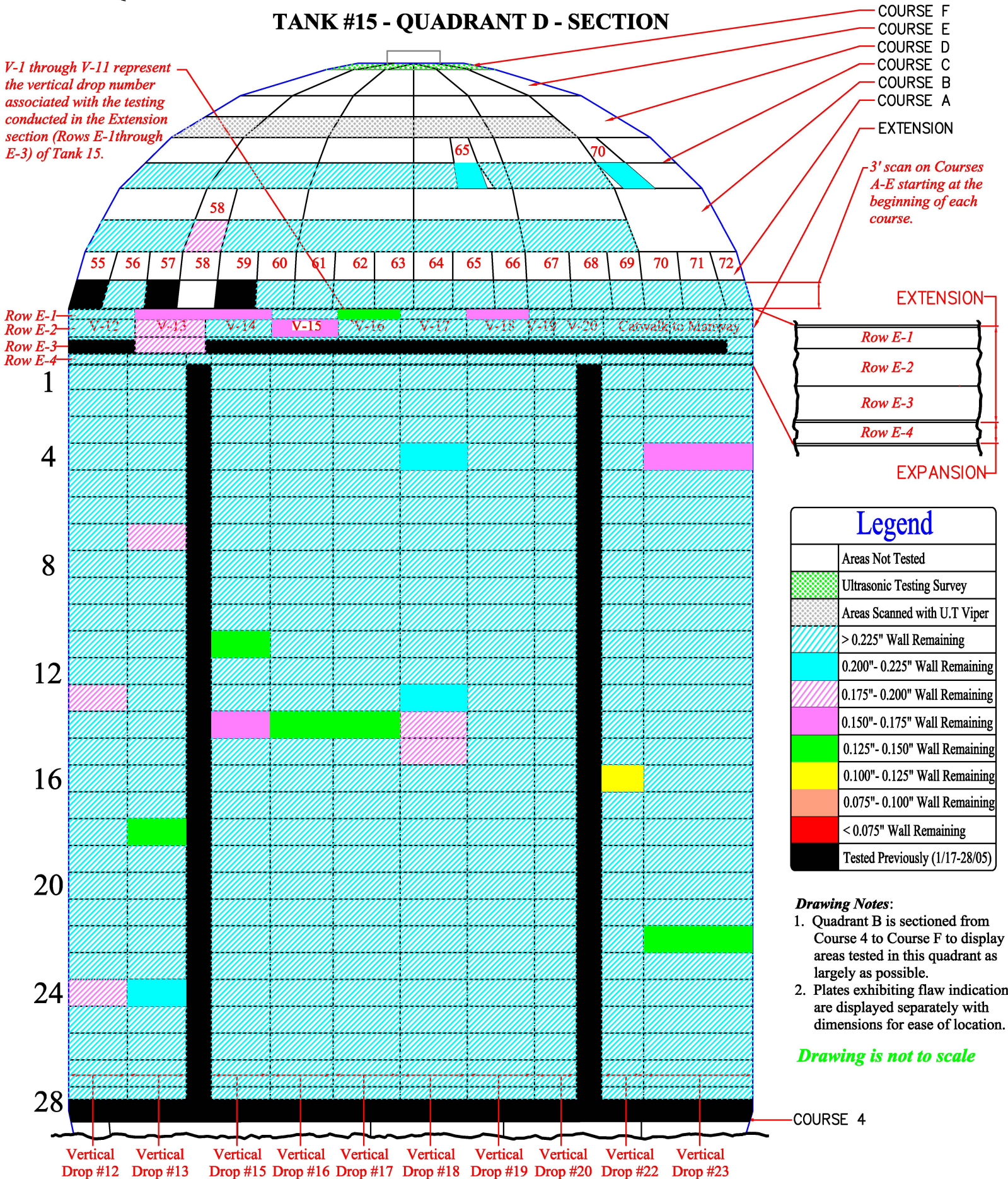


**Note: Bottom left corner of Plate #50A, Course B (Flaw Location)*

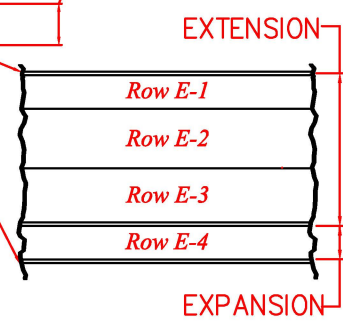
Drawing is not to scale

TANK #15 - QUADRANT D - SECTION

V-1 through V-11 represent the vertical drop number associated with the testing conducted in the Extension section (Rows E-1 through E-3) of Tank 15.



3' scan on Courses A-E starting at the beginning of each course.



Legend	
[Green Dotted]	Areas Not Tested
[Green Solid]	Ultrasonic Testing Survey
[Grey Stippled]	Areas Scanned with U.T Viper
[Light Blue Diagonal]	> 0.225" Wall Remaining
[Cyan Diagonal]	0.200" - 0.225" Wall Remaining
[Pink Diagonal]	0.175" - 0.200" Wall Remaining
[Magenta Diagonal]	0.150" - 0.175" Wall Remaining
[Green Diagonal]	0.125" - 0.150" Wall Remaining
[Yellow Diagonal]	0.100" - 0.125" Wall Remaining
[Orange Diagonal]	0.075" - 0.100" Wall Remaining
[Red Diagonal]	< 0.075" Wall Remaining
[Black Solid]	Tested Previously (1/17-28/05)

- Drawing Notes:**
1. Quadrant B is sectioned from Course 4 to Course F to display areas tested in this quadrant as largely as possible.
 2. Plates exhibiting flaw indications are displayed separately with dimensions for ease of location.

Drawing is not to scale

COURSE 4

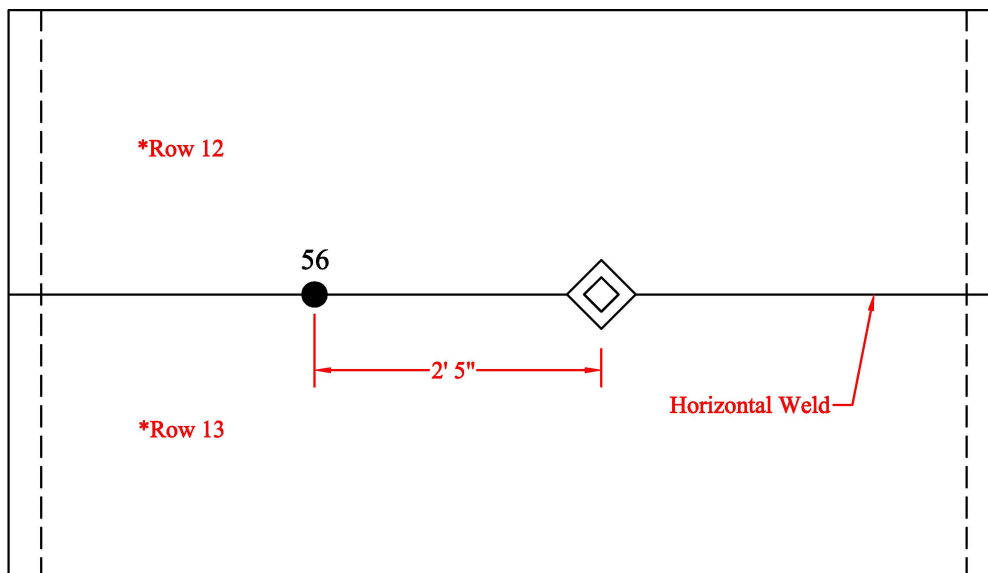
Vertical Drop #12 Vertical Drop #13 Vertical Drop #15 Vertical Drop #16 Vertical Drop #17 Vertical Drop #18 Vertical Drop #19 Vertical Drop #20 Vertical Drop #22 Vertical Drop #23

TANK #15 - QUADRANT D FLAWS 56-57

***Nominal Plate Thickness: 0.250"**

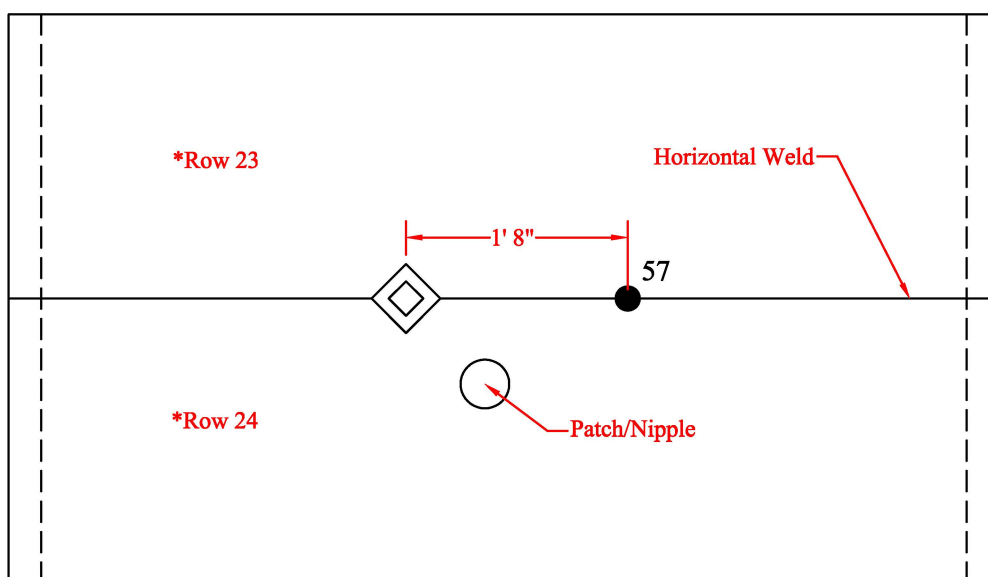
Tank Section: Barrel
Quadrant: D
Vertical Drop #: 12
Row #: 13

Thickness:
56 - Pinhole
Remaining: 0.198"



Tank Section: Barrel
Quadrant: D
Vertical Drop #: 12
Row #: 24

Thickness:
57 - Pinhole
Remaining: 0.198"



* Hidden lines represent left/right edges of each vertical drop which was the most effective testing approach for the barrel of Tank #15.

Drawing is not to scale

3.0 TANK MAPS

Weston Solutions, Inc.

Honolulu, HI

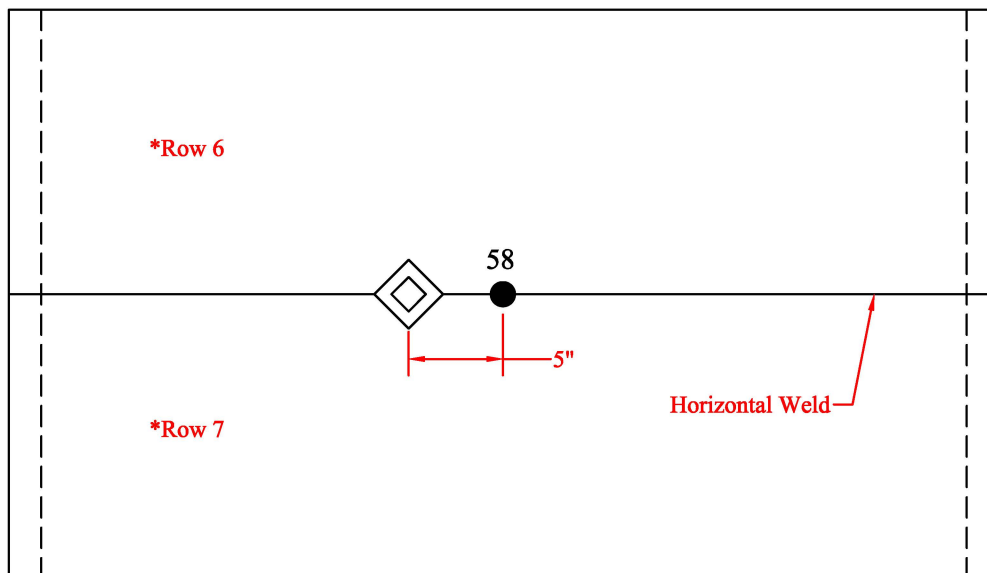
Tank #15 - Quadrant D Flaws 58-59

TANK #15 - QUADRANT D FLAWS 58-59

**Nominal Plate Thickness: 0.250"*

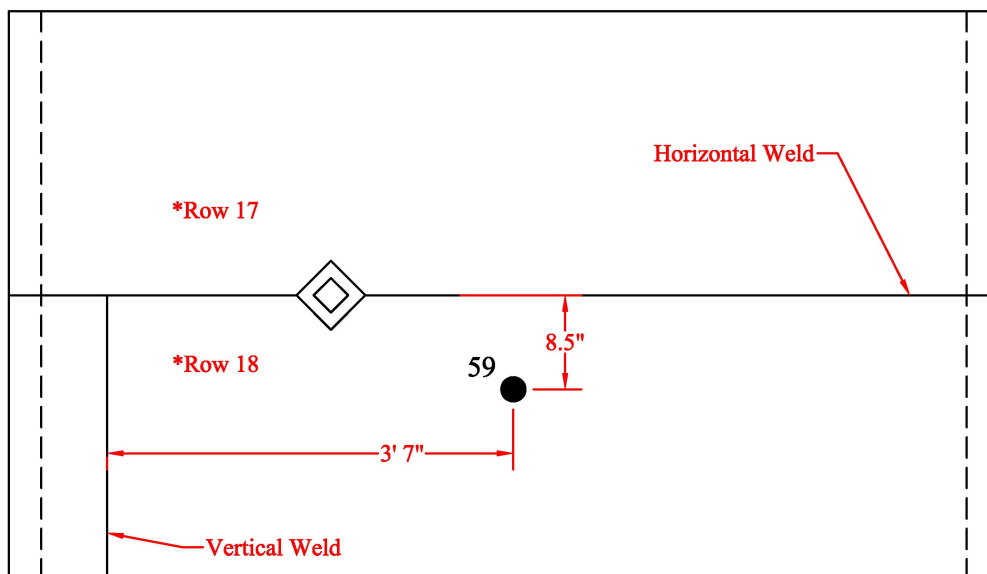
Tank Section: Barrel
Quadrant: D
Vertical Drop #: 13
Row #: 7

Thickness:
58 - Pinhole
Remaining: 0.197"



Tank Section: Barrel
Quadrant: D
Vertical Drop #: 13
Row #: 18

Thickness:
59 - 0.138"
(Corrected Value)



** Note: Flaw located on top puddle weld.*

* Hidden lines represent left/right edges of each vertical drop which was the most effective testing approach for the barrel of Tank #15.

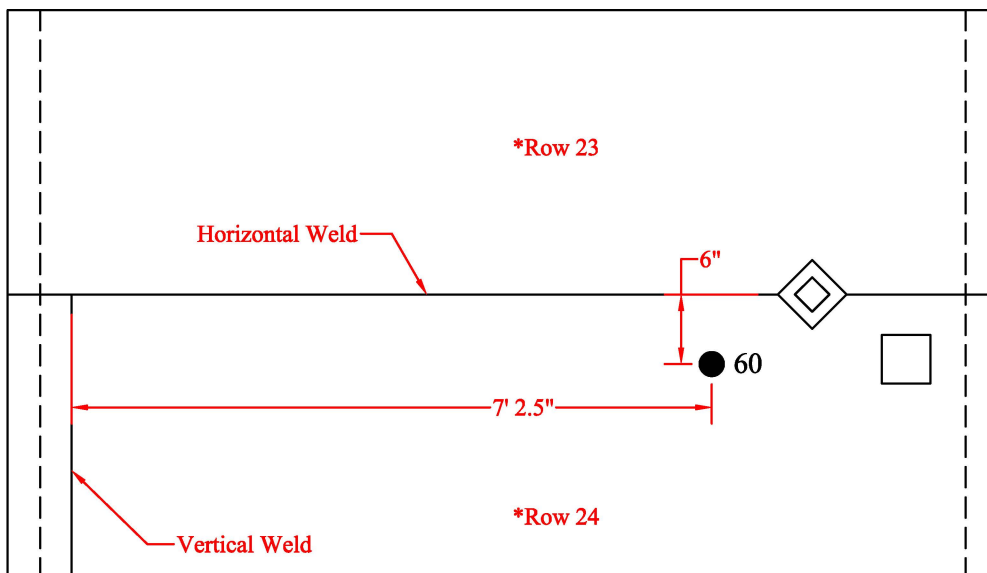
Drawing is not to scale

TANK #15 - QUADRANT D FLAWS 60-62

**Nominal Plate Thickness: 0.250"*

Tank Section: Barrel
Quadrant: D
Vertical Drop #: 13
Row #: 24

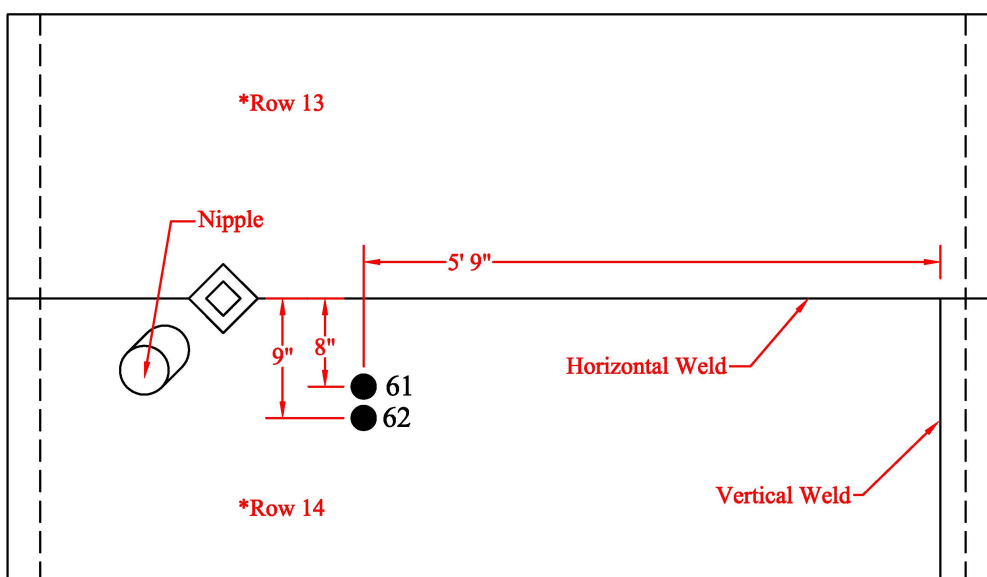
Thickness:
60 - 0.209"
(Corrected Value)



Tank Section: Barrel
Quadrant: D
Vertical Drop #: 15
Row #: 14

Thickness:
61 - 0.170"
(Corrected Value)

62 - 0.180"
(Corrected Value)



** Note: Topside Pits*

* Hidden lines represent left/right edges of each vertical drop which was the most effective testing approach for the barrel of Tank #15.

Drawing is not to scale

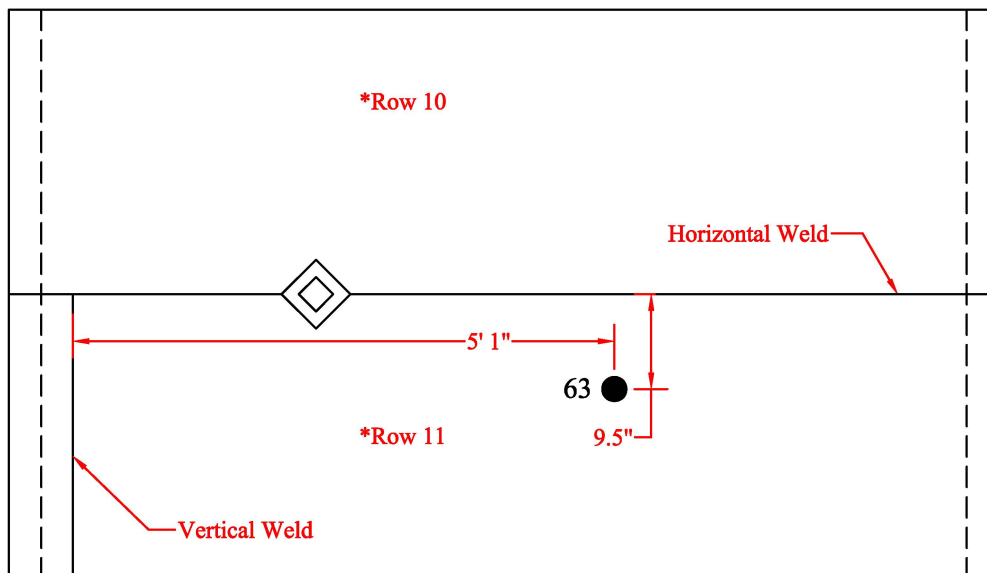
Tank #15 - Quadrant D Flaws 63-64

TANK #15 - QUADRANT D FLAWS 63-64

**Nominal Plate Thickness: 0.250"*

Tank Section: Barrel
Quadrant: D
Vertical Drop #: 15
Row #: 11

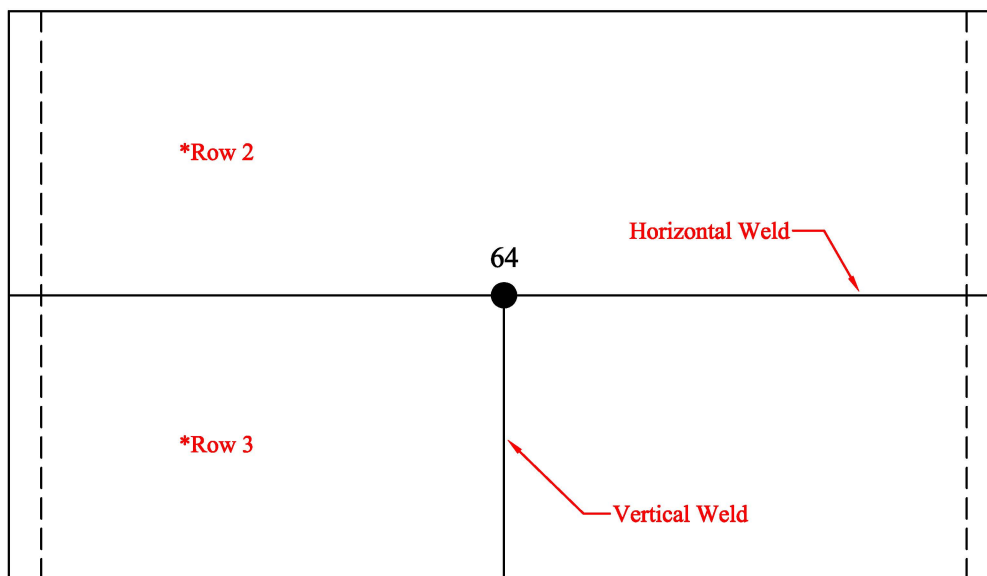
Thickness:
63 - 0.150"
(Corrected Value)



** Note: Welded Hole*

Tank Section: Barrel
Quadrant: D
Vertical Drop #: 16
Row #: 3

Thickness:
64 - Pinhole
Remaining: 0.230"



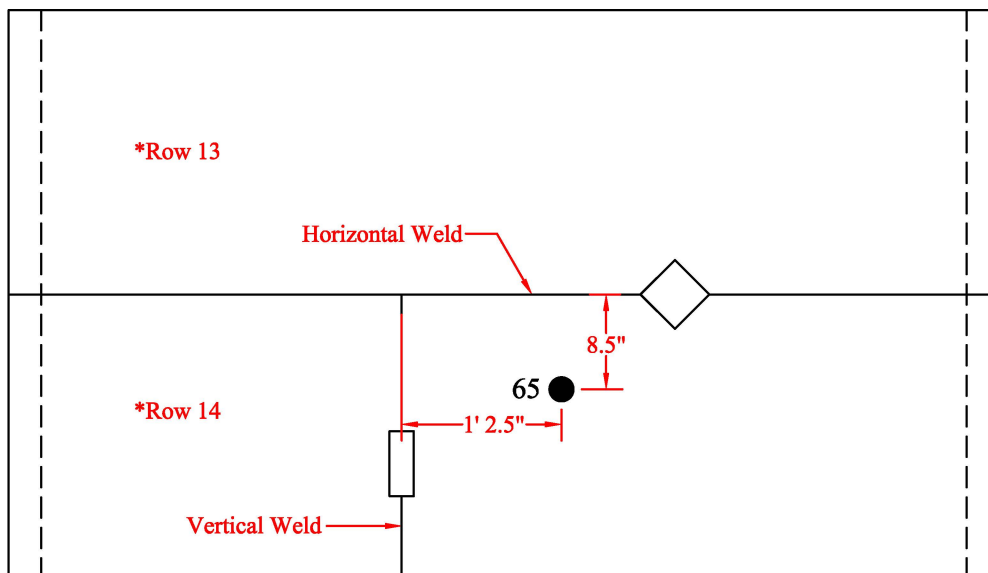
* Hidden lines represent left/right edges of each vertical drop which was the most effective testing approach for the barrel of Tank #15.

Drawing is not to scale

TANK #15 - QUADRANT D FLAWS 65 & 74
**Nominal Plate Thickness: 0.250"*

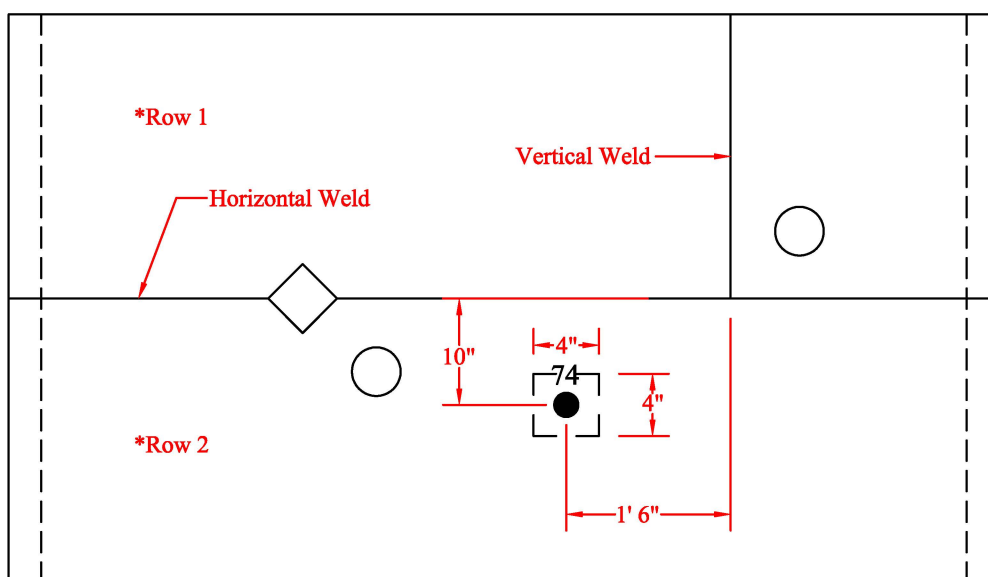
Tank Section: Barrel
Quadrant: D
Vertical Drop #: 16
Row #: 14

Thickness:
65 - 0.147"
(Corrected Value)



Tank Section: Barrel
Quadrant: D
Vertical Drop #: 17
Row #: 2

Thickness:
74 - > or = 0.230"
(Corrected Value)



**Note: 4" x 4" Area > or = 0.230"*

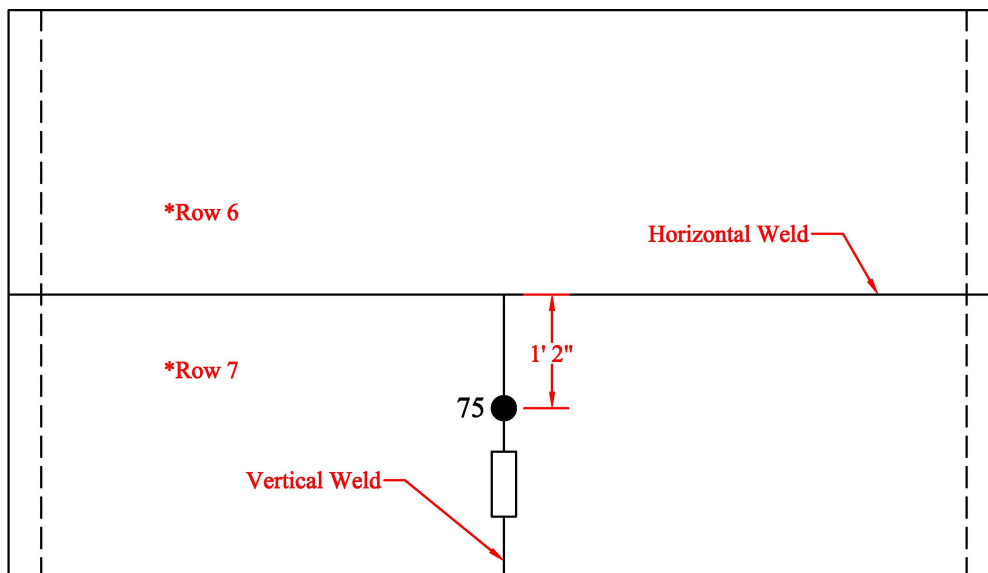
* Hidden lines represent left/right edges of each vertical drop which was the most effective testing approach for the barrel of Tank #15.

Drawing is not to scale

TANK #15 - QUADRANT D FLAWS 75 & 80
**Nominal Plate Thickness: 0.250"*

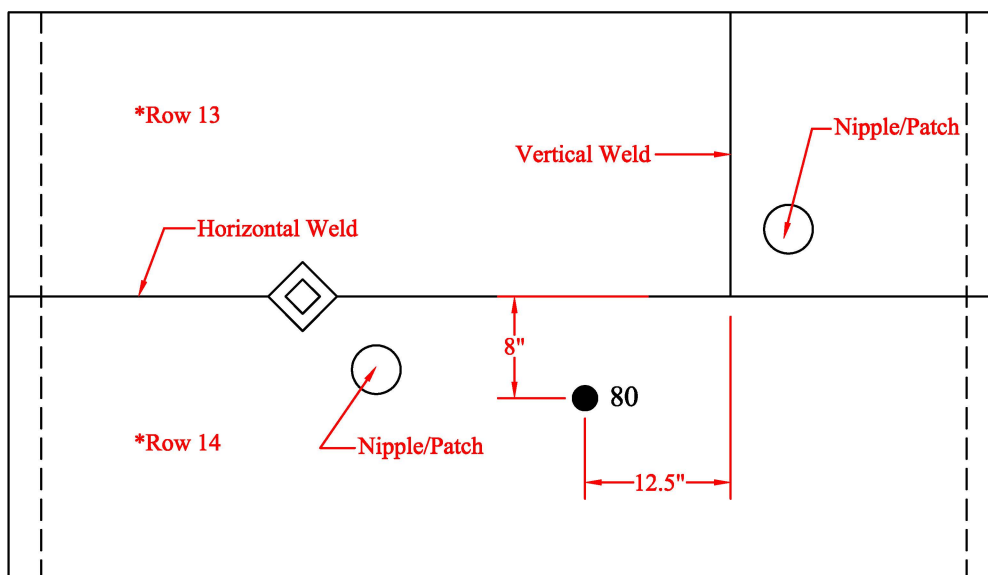
Tank Section: Barrel
Quadrant: D
Vertical Drop #: 17
Row #: 7

Thickness:
75 - Pinhole
Remaining: 0.230"



Tank Section: Barrel
Quadrant: D
Vertical Drop #: 17
Row #: 14

Thickness:
80 - 0.138"
(Corrected Value)



* Hidden lines represent left/right edges of each vertical drop which was the most effective testing approach for the barrel of Tank #15.

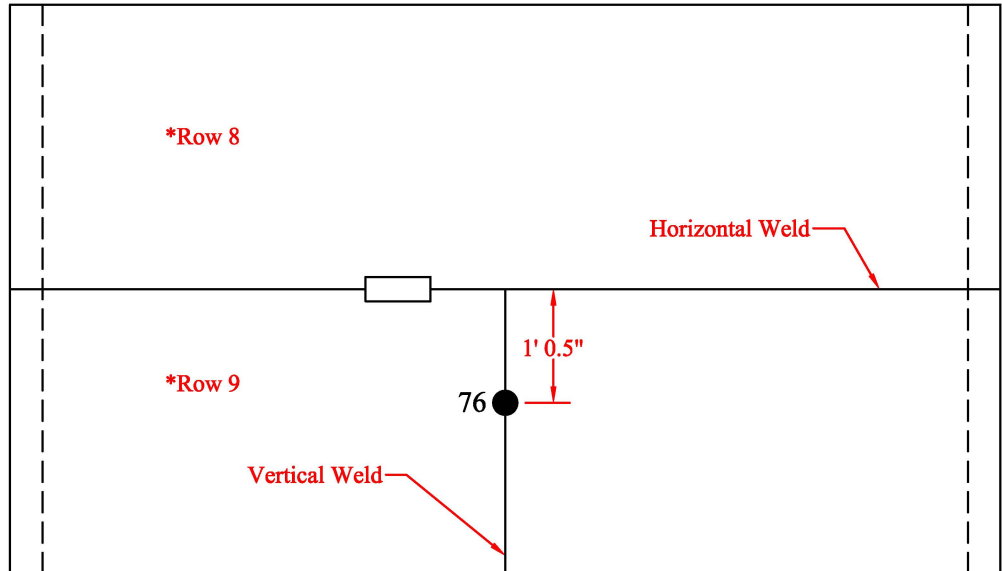
Drawing is not to scale

TANK #15 - QUADRANT D FLAWS 76-77

**Nominal Plate Thickness: 0.250"*

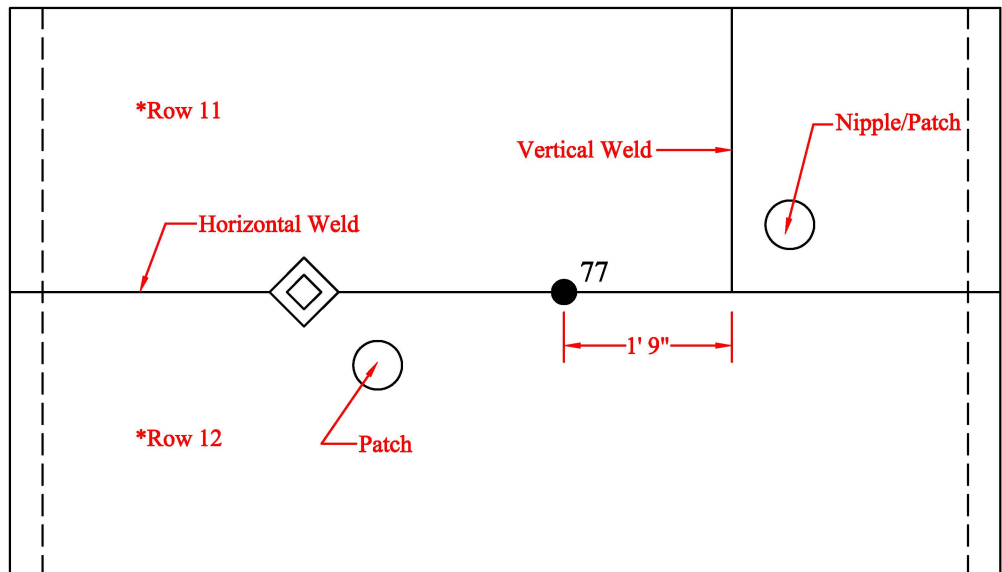
Tank Section: Barrel
Quadrant: D
Vertical Drop #: 17
Row #: 9

Thickness:
76 - Pinhole
Remaining: 0.240"



Tank Section: Barrel
Quadrant: D
Vertical Drop #: 17
Row #: 12

Thickness:
77 - Pinhole
Remaining: 0.187"



* Hidden lines represent left/right edges of each vertical drop which was the most effective testing approach for the barrel of Tank #15.

Drawing is not to scale

Tank #15 - Quadrant D Flaws 78-79

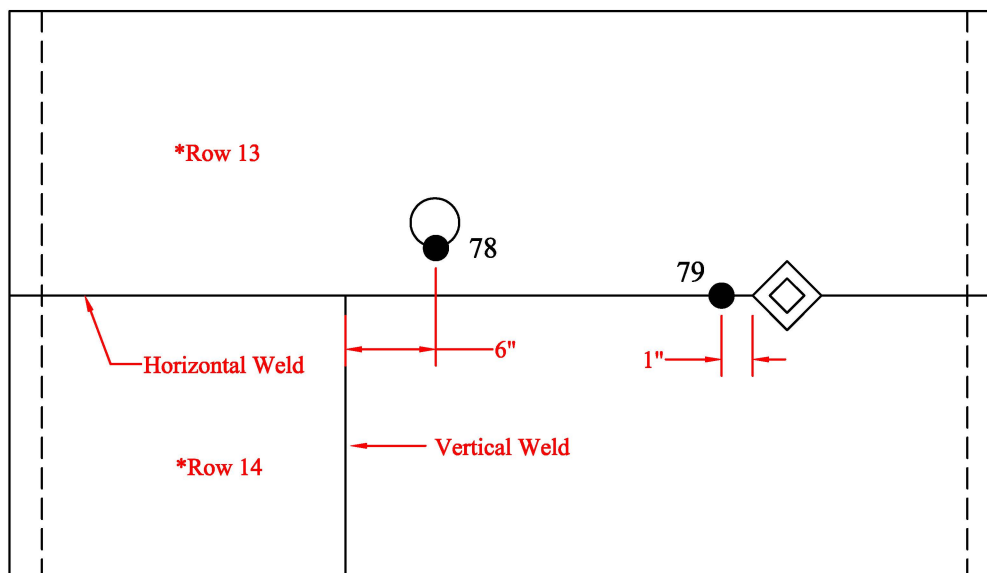
TANK #15 - QUADRANT D FLAWS 78-79

***Nominal Plate Thickness: 0.250"**

Tank Section: Barrel
Quadrant: D
Vertical Drop #: 17
Row #: 13

Thickness:
78 - Pinhole
Remaining: 0.230"

79 - Pinhole
Remaining: 0.230"



* Hidden lines represent left/right edges of each vertical drop which was the most effective testing approach for the barrel of Tank #15.

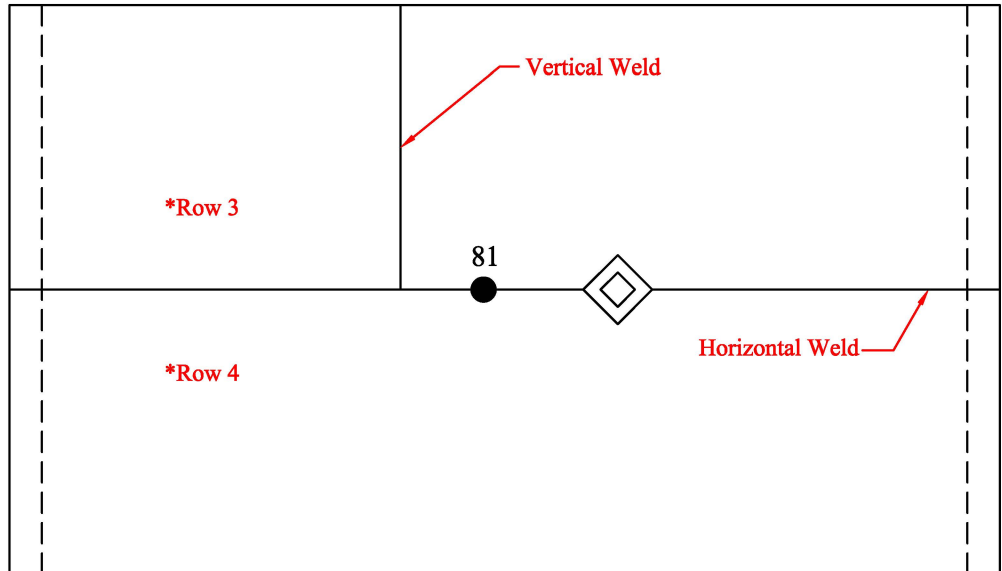
Drawing is not to scale

TANK #15 - QUADRANT D FLAWS 81-83

**Nominal Plate Thickness: 0.250"*

Tank Section: Barrel
Quadrant: D
Vertical Drop #: 18
Row #: 4

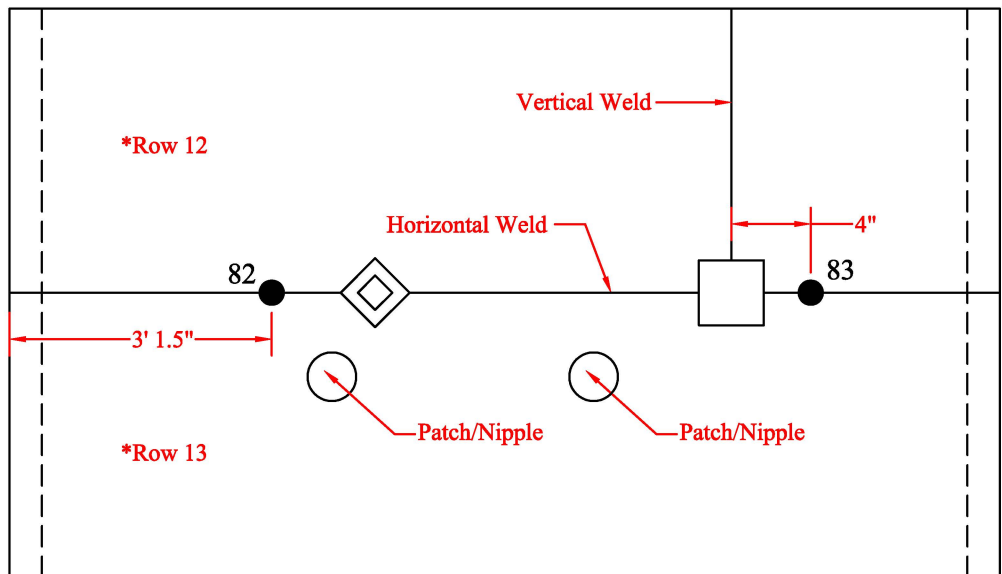
Thickness:
81 - Pinhole
Remaining: 0.220"



Tank Section: Barrel
Quadrant: D
Vertical Drop #: 18
Row #: 13

Thickness:
82 - Pinhole
Remaining: 0.220"

83 - Pinhole
Remaining: 0.200"



* Hidden lines represent left/right edges of each vertical drop which was the most effective testing approach for the barrel of Tank #15.

Drawing is not to scale

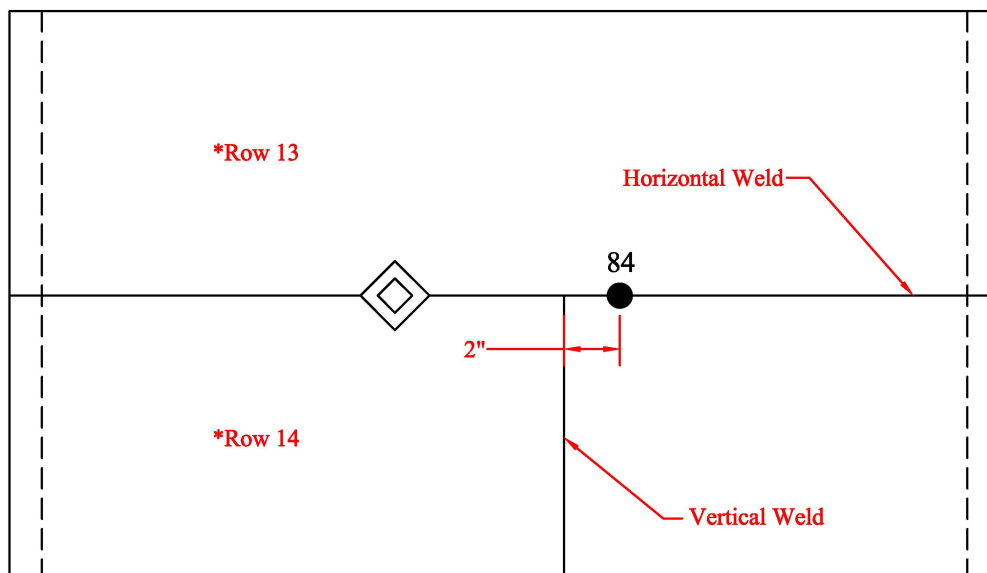
Tank #15 - Quadrant D Flaws 84-87

TANK #15 - QUADRANT D FLAWS 84-87

**Nominal Plate Thickness: 0.250"*

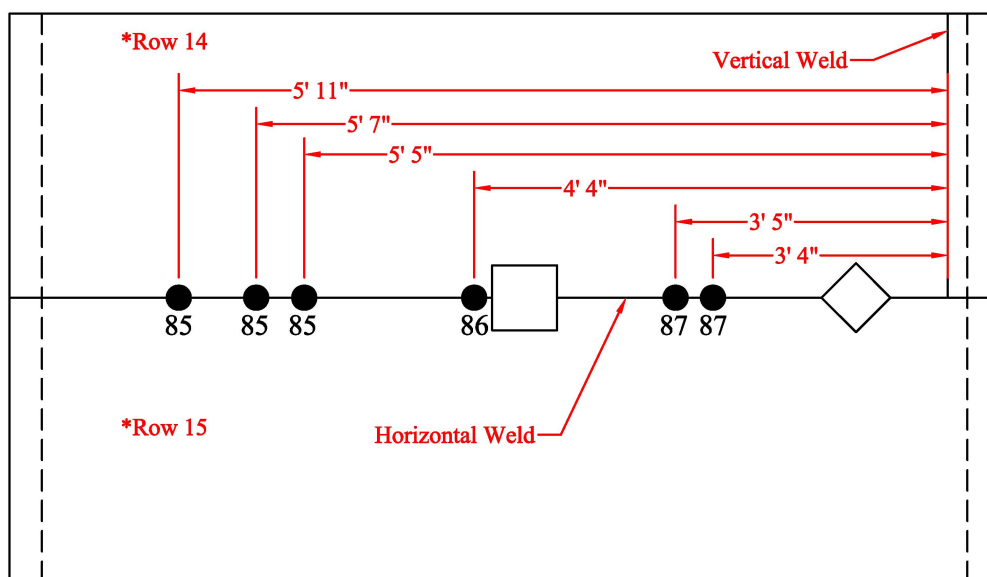
Tank Section: Barrel
Quadrant: D
Vertical Drop #: 18
Row #: 14

Thickness:
84 - Pinhole
Remaining: 0.180"



Tank Section: Barrel
Quadrant: D
Vertical Drop #: 18
Row #: 15

Thickness:
85 - Pinhole
Remaining: 0.195"
85 - Pinhole
Remaining: 0.200"
85 - Pinhole
Remaining: 0.210"
86 - Pinhole
Remaining: 0.195"
87 - Pinhole
Remaining: 0.215"
87 - Pinhole
Remaining: 0.210"



** Note: Pinhole Cluster*

* Hidden lines represent left/right edges of each vertical drop which was the most effective testing approach for the barrel of Tank #15.

Drawing is not to scale

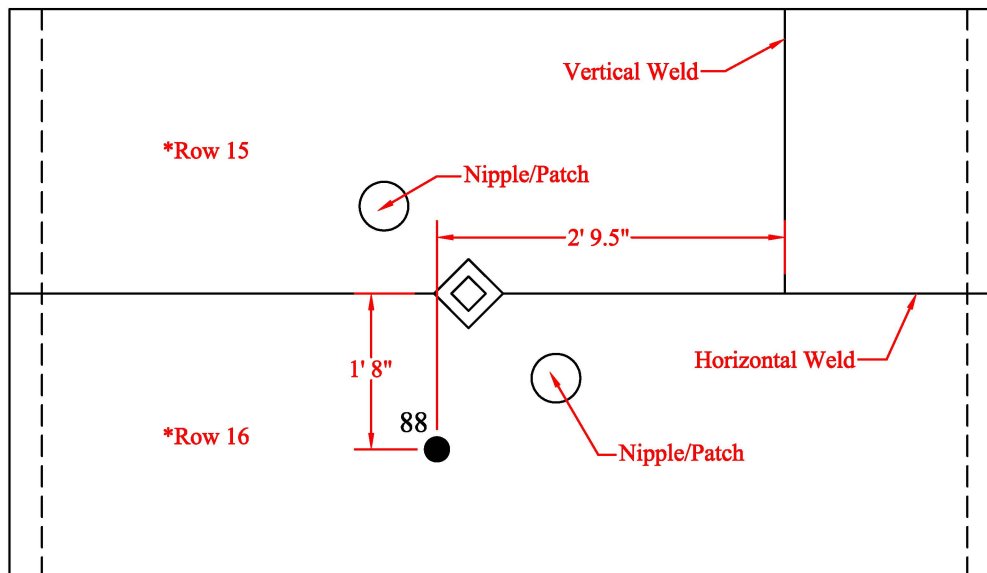
Tank #15 - Quadrant D Flaws 88, & 111-112

TANK #15 - QUADRANT D FLAWS 88, & 111-112

**Nominal Plate Thickness: 0.250"*

Tank Section: Barrel
Quadrant: D
Vertical Drop #: 22
Row #: 16

Thickness:
88 - 0.110"
 (Corrected Value)

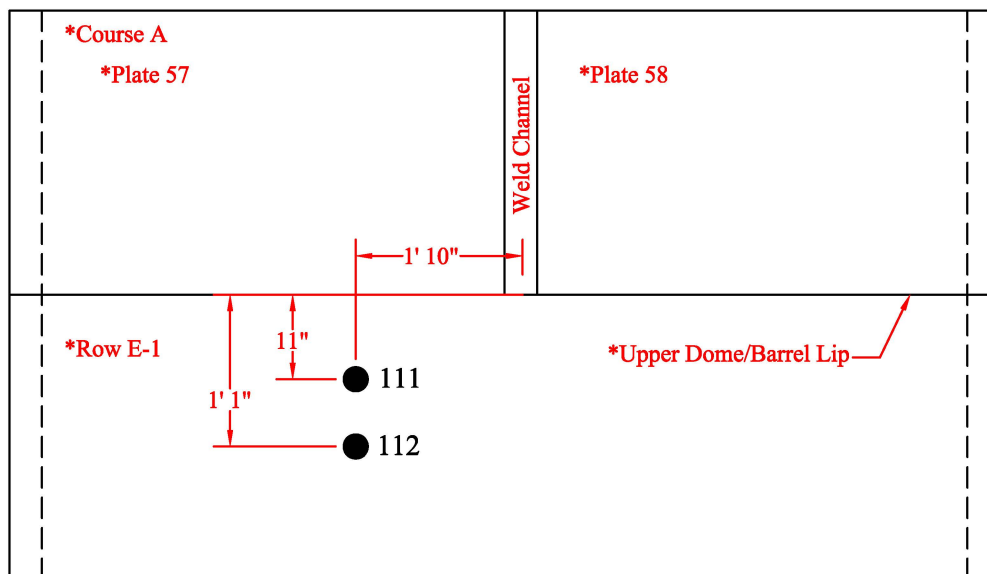


** Note: Incomplete Weld Backside*

Tank Section: Extension
Quadrant: D
Vertical Drop #: 13
Row #: E-1

Thickness:
111 - 0.180"
 (Corrected Value)

112 - 0.165"
 (Corrected Value)



* Hidden lines represent left/right edges of each vertical drop which was the most effective testing approach for the barrel of Tank #15.

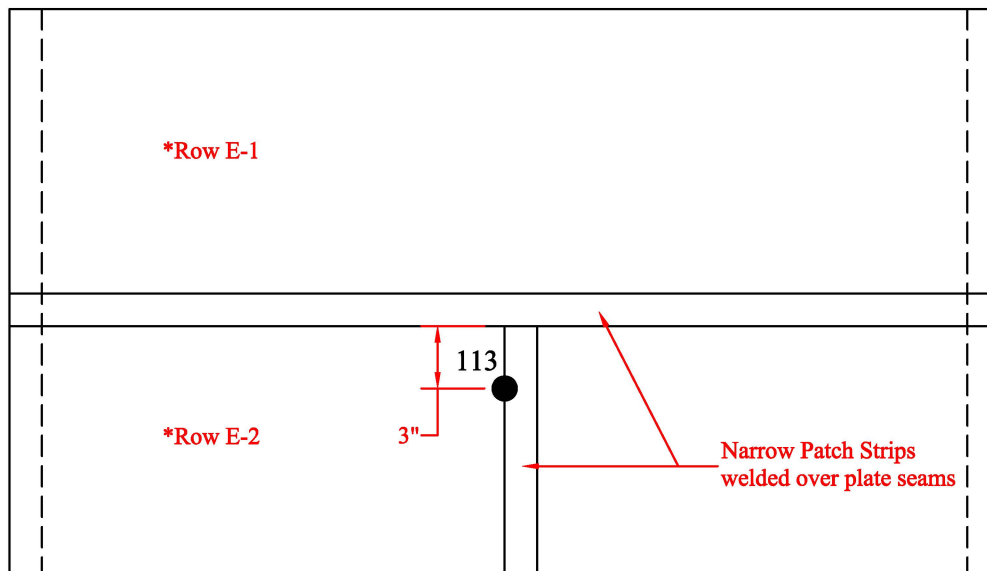
Drawing is not to scale

TANK #15 - QUADRANT D FLAWS 113-115

**Nominal Plate Thickness: 0.250"*

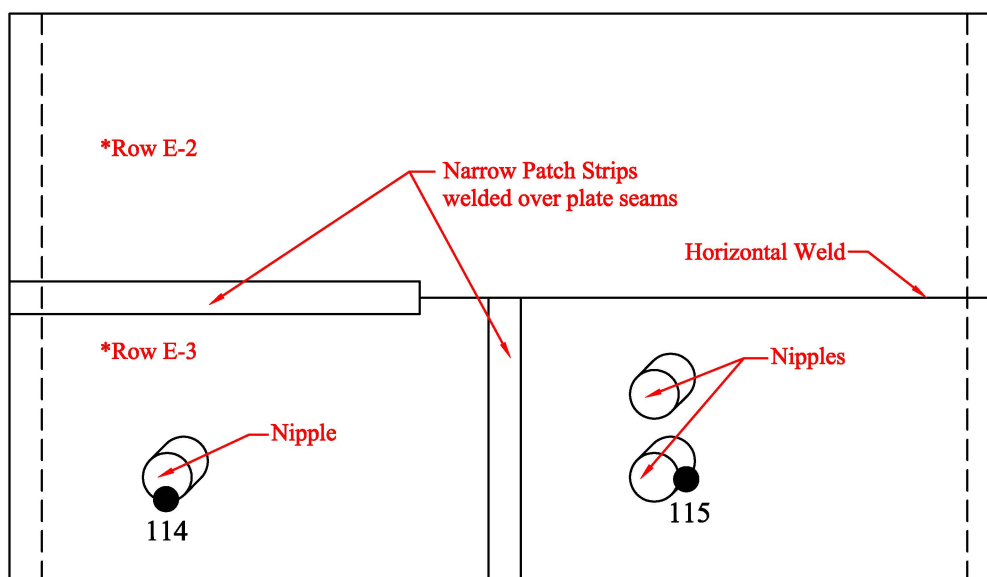
Tank Section: Extension
Quadrant: D
Vertical Drop #: 13
Row #: E-2

Thickness:
113 - Pinhole
Remaining: 0.183"



Tank Section: Extension
Quadrant: D
Vertical Drop #: 13
Row #: E-3

Thickness:
114 - 0.187"
(Corrected Value)
115 - 0.198"
(Corrected Value)



**Note: Corrosion inside Nipples*

* Hidden lines represent left/right edges of each vertical drop which was the most effective testing approach for the barrel of Tank #15.

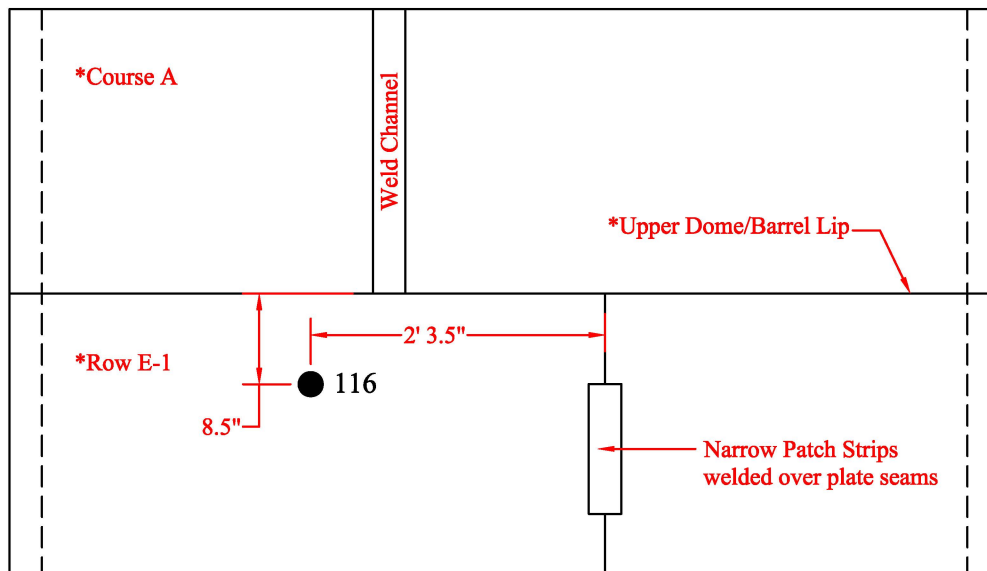
Drawing is not to scale

TANK #15 - QUADRANT D FLAWS 116-117

***Nominal Plate Thickness: 0.250"**

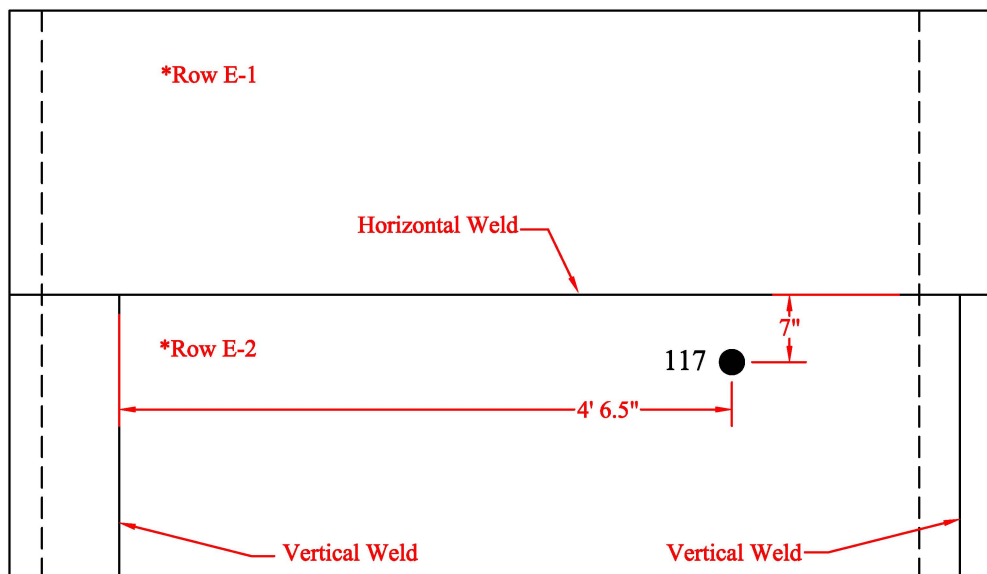
Tank Section: Extension
Quadrant: D
Vertical Drop #: 14
Row #: E-1

Thickness:
116 - 0.173"
(Corrected Value)



Tank Section: Extension
Quadrant: D
Vertical Drop #: 15
Row #: E-2

Thickness:
117 - 0.172"
(Corrected Value)



* Hidden lines represent left/right edges of each vertical drop which was the most effective testing approach for the barrel of Tank #15.

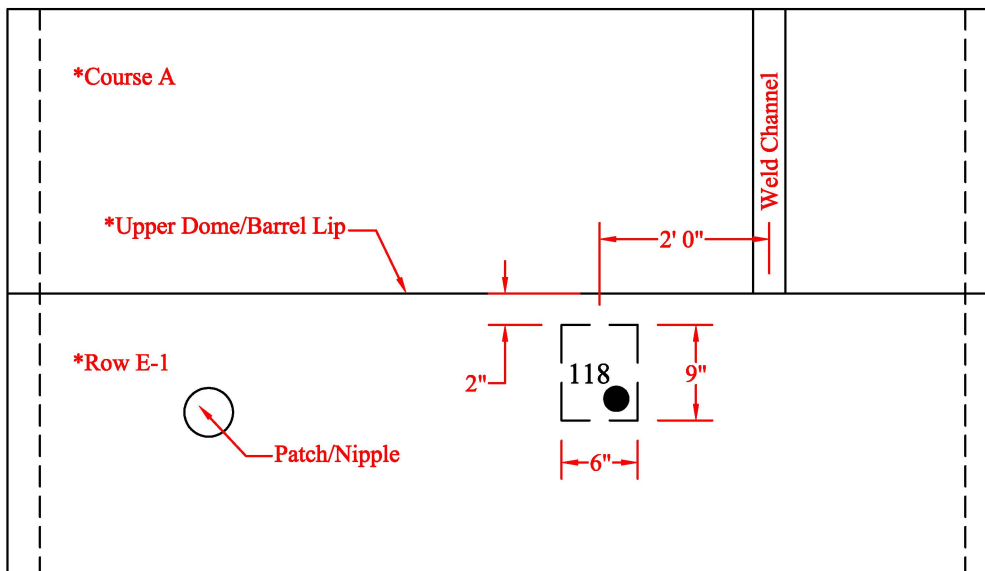
Drawing is not to scale

TANK #15 - QUADRANT D FLAWS 118-119

**Nominal Plate Thickness: 0.250"*

Tank Section: Extension
Quadrant: D
Vertical Drop #: 16
Row #: E-1

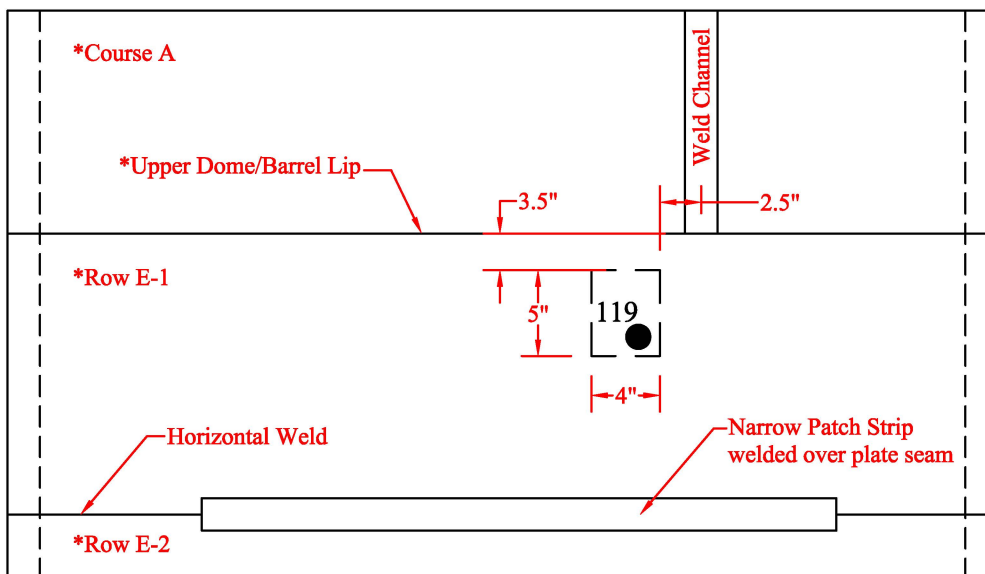
Thickness:
118 - 0.133"
(Corrected Value)



**Note: The lowest area found was 0.133" thick; however, the entire 9" x 6" area depicted above exhibited less than nominal plate thickness.*

Tank Section: Extension
Quadrant: D
Vertical Drop #: 18
Row #: E-1

Thickness:
119 - 0.167"
(Corrected Value)



**Note: The lowest area found was 0.167" thick; however, the entire 5" x 4" area depicted above exhibited less than nominal plate thickness.*

* Hidden lines represent left/right edges of each vertical drop which was the most effective testing approach for the barrel of Tank #15.

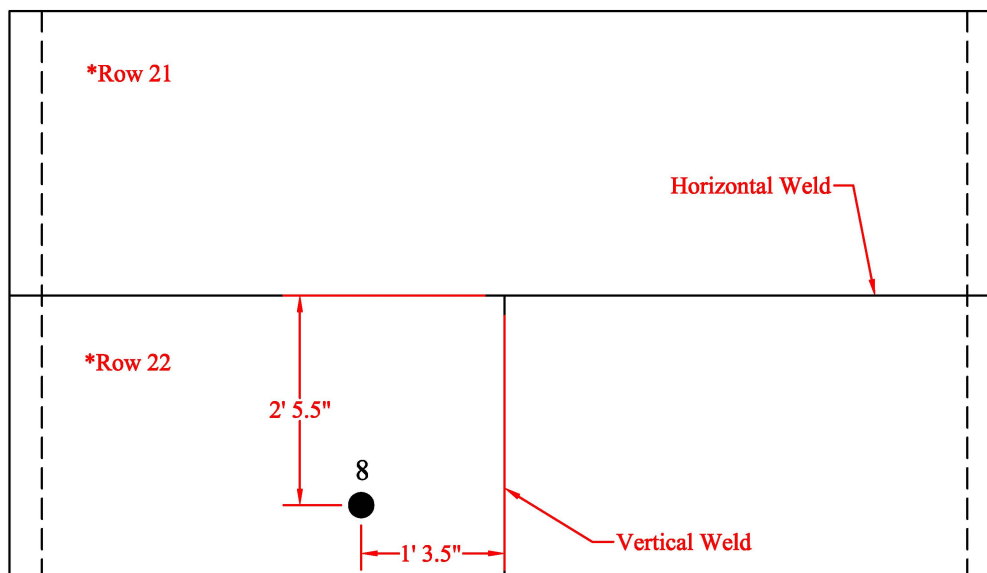
Drawing is not to scale

TANK #15 - QUADRANT D FLAWS 8-9

**Nominal Plate Thickness: 0.250"*

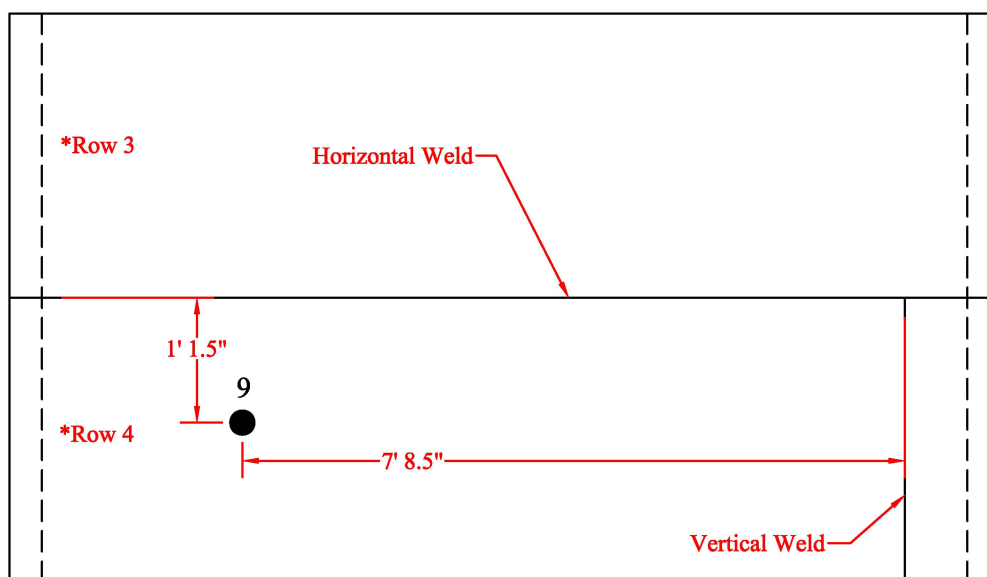
**Tank Section: Barrel
(Under Catwalk 1)
Quadrant: D
Vertical Drop #: 23
Row #: 22**

**Thickness:
8 - 0.138"
(Corrected Value)**



**Tank Section: Barrel
(Under Catwalk 1)
Quadrant: D
Vertical Drop #: 23
Row #: 4**

**Thickness:
9 - 0.155"
(Corrected Value)**



* Hidden lines represent left/right edges of each vertical drop which was the most effective testing approach for the barrel of Tank #15.

Drawing is not to scale

Tank #15 - Quadrant D Flaws 144-145, & 163

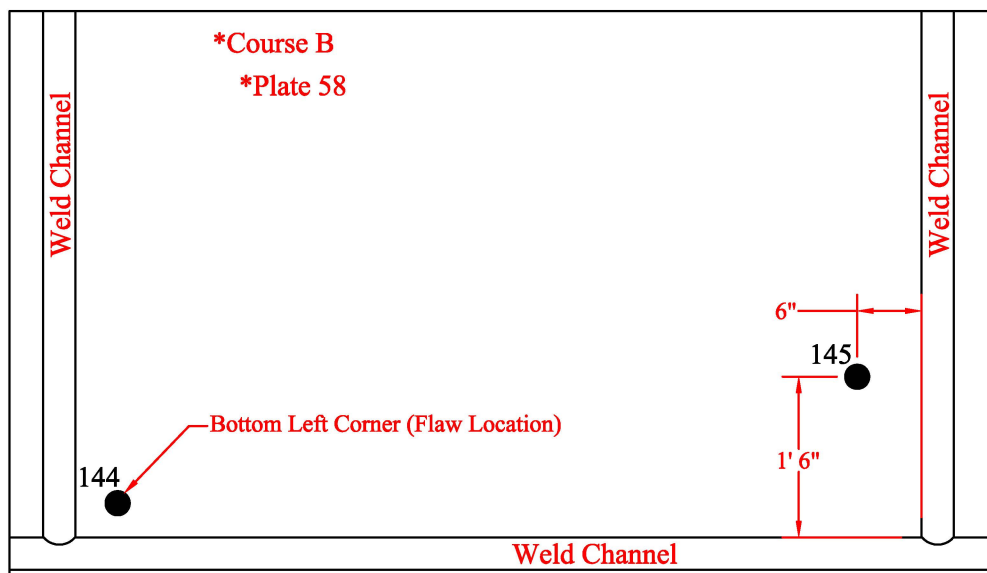
TANK #15 - QUADRANT D FLAWS 144-145, & 163

***Nominal Plate Thickness: 0.250"**

**Tank Section:
Upper Dome
Course B
Quadrant: D
Plate #: 58**

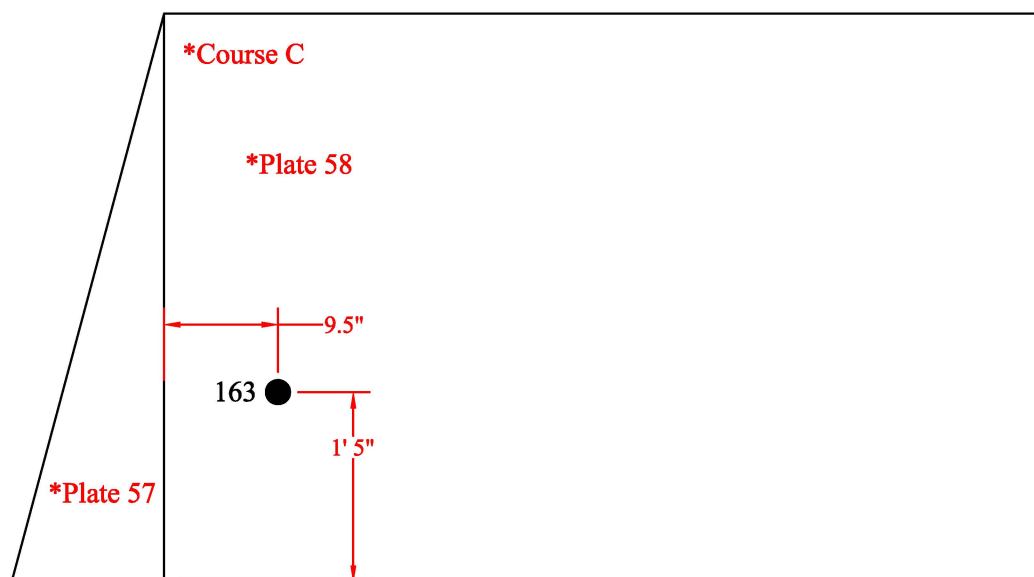
**Thickness:
144 - 0.206"
(Corrected Value)**

**145 - 0.189"
(Corrected Value)**



**Tank Section:
Upper Dome
Course C
Quadrant: D
Plate #: 58**

**Thickness:
163 - 0.229"
(Corrected Value)**



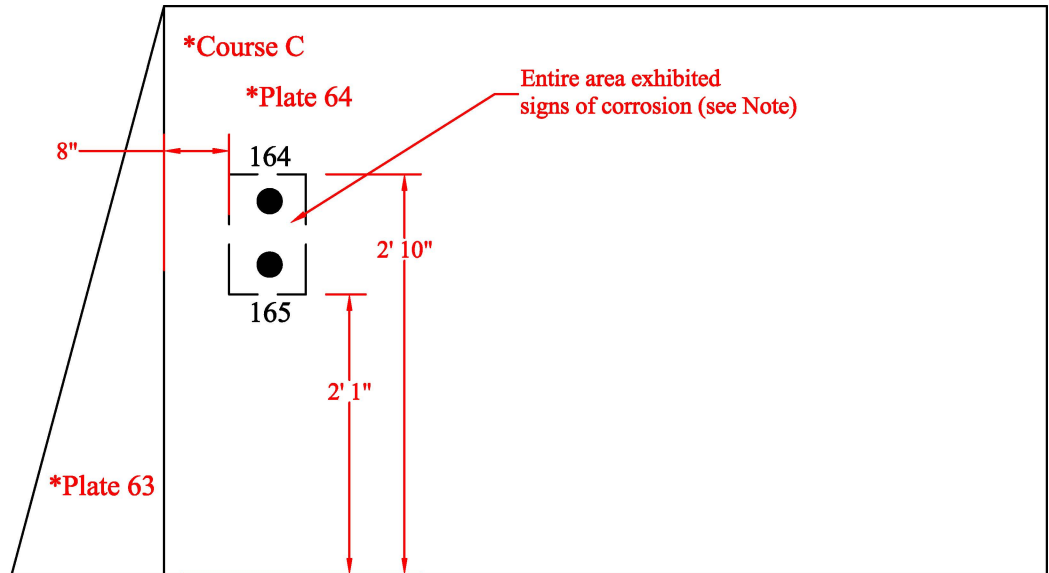
Drawing is not to scale

TANK #15 - QUADRANT D FLAWS 164-166

**Nominal Plate Thickness: 0.250"*

Tank Section:
Upper Dome
Course C
Quadrant: D
Plate #: 64

Thickness:
164 - 0.230"
 (Corrected Value)
165 - 0.227"
 (Corrected Value)



Note: Entire area enclosed exhibits signs of underside corrosion; however, filled areas (#1 & #2) are where greatest wall loss occurred. Viper LFET method was backed up with Ultrasonic Testing for flaw detection.

Tank Section:
Upper Dome
Course C
Quadrant: D
Plate #: 65

Thickness:
166 - 0.213"
 (Corrected Value)



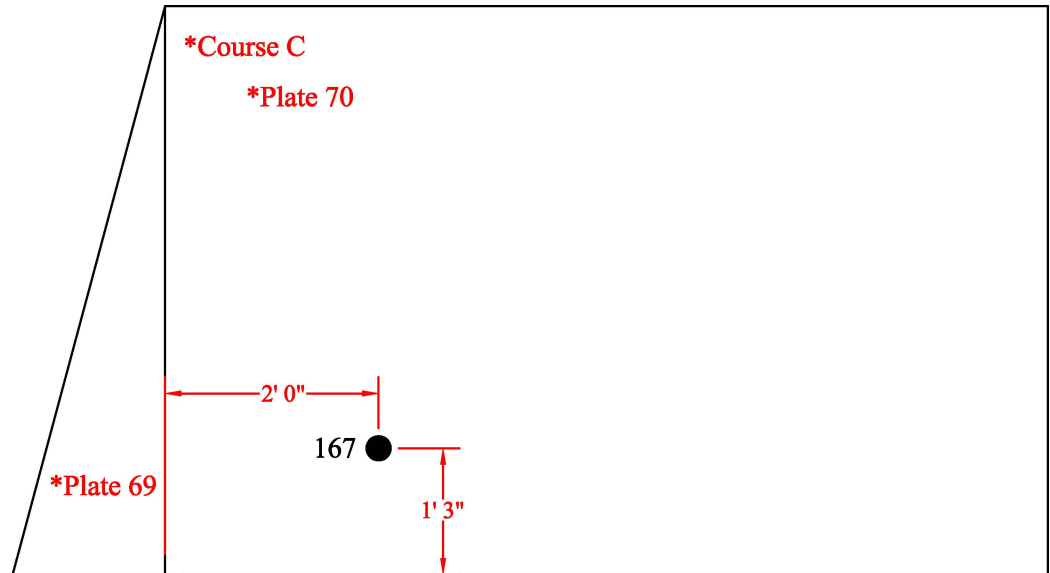
Drawing is not to scale

TANK #15 - QUADRANT D FLAW 167

**Nominal Plate Thickness: 0.250"*

Tank Section:
Upper Dome
Course C
Quadrant: D
Plate #: 70

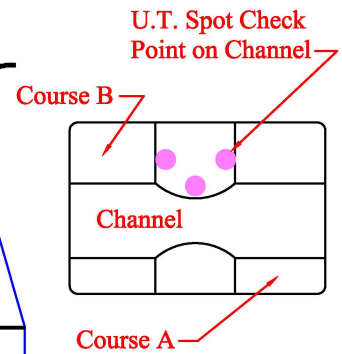
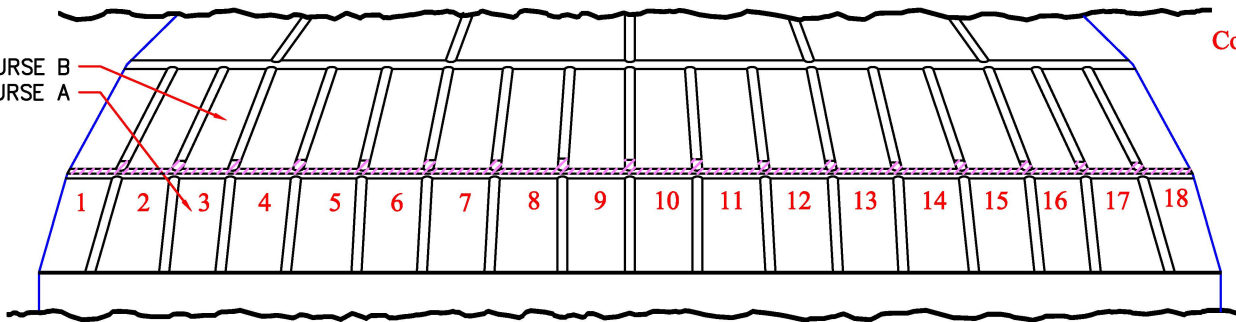
Thickness:
167 - 0.221"
(Corrected Value)



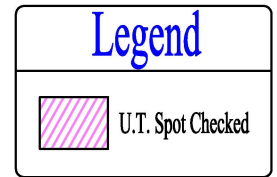
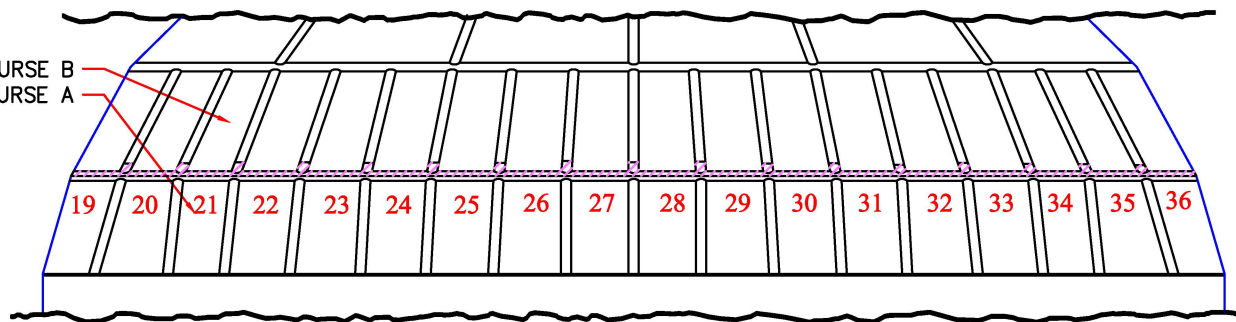
Drawing is not to scale

Tank #15 - Quadrants A-D Channel U.T.

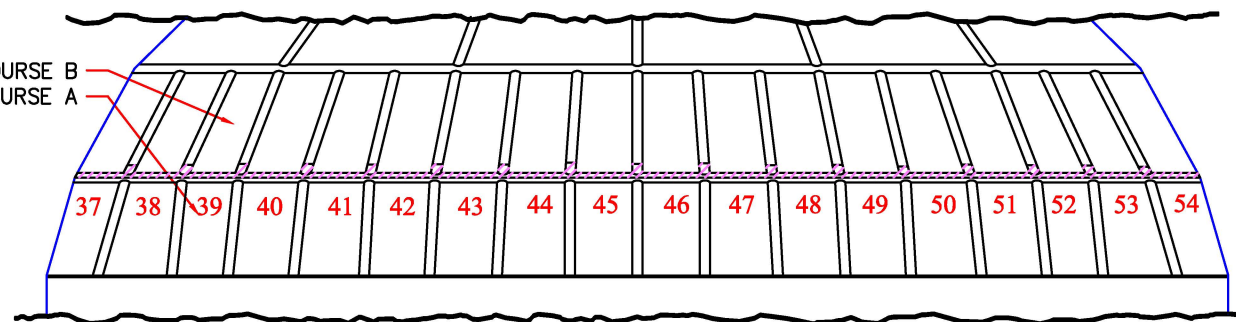
QUADRANT A - UPPER DOME (SECTION)



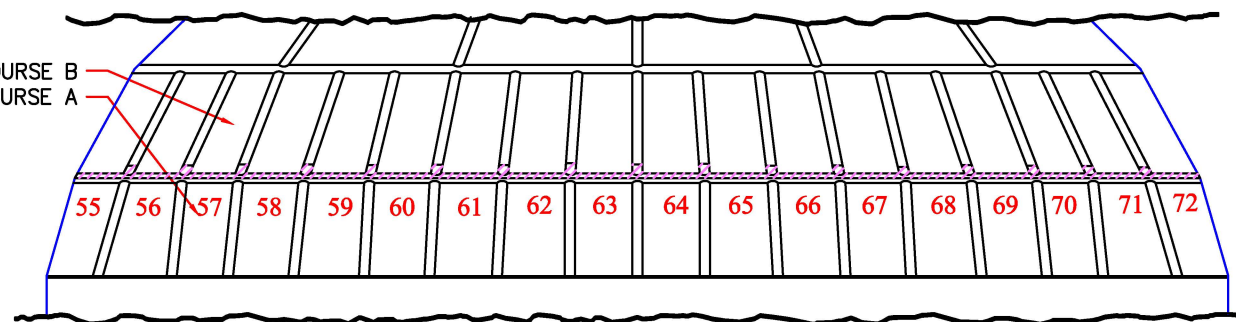
QUADRANT B - UPPER DOME (SECTION)



QUADRANT C - UPPER DOME (SECTION)



QUADRANT D - UPPER DOME (SECTION)



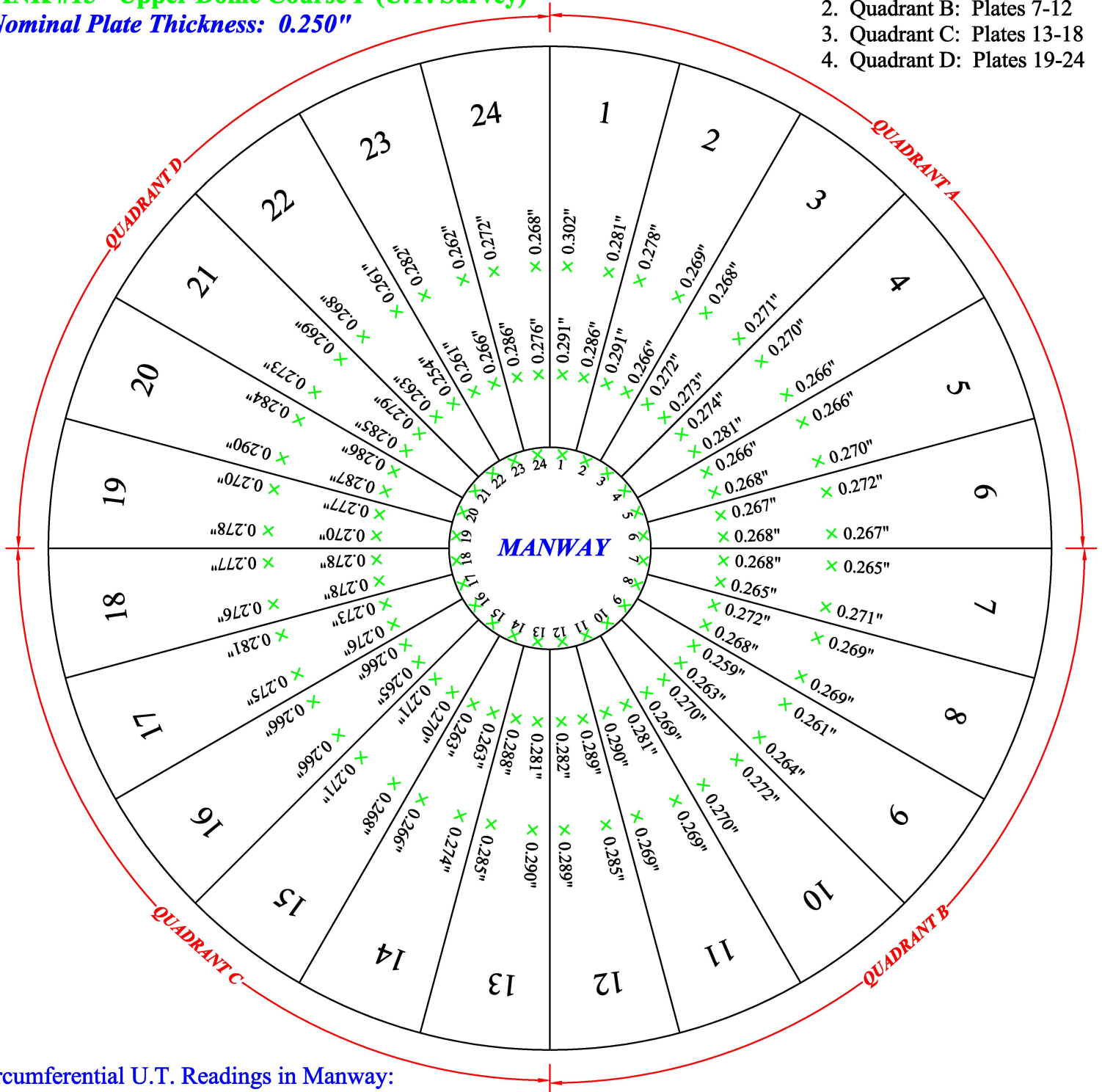
Drawing is not to scale

Tank #15 - Upper Dome Course F
 Ultrasonic Testing Survey

TANK #15 - Upper Dome Course F (U.T. Survey)
**Nominal Plate Thickness: 0.250"*

***Drawing Notes:**

1. Quadrant A: Plates 1-6
2. Quadrant B: Plates 7-12
3. Quadrant C: Plates 13-18
4. Quadrant D: Plates 19-24



Circumferential U.T. Readings in Manway:
 (#'s 1-24 in Course F for equidistant spacing)

1 - 0.288"	9 - 0.271"	17 - 0.275"
2 - 0.281"	10 - 0.288"	18 - 0.284"
3 - 0.281"	11 - 0.278"	19 - 0.288"
4 - 0.286"	12 - 0.270"	20 - 0.284"
5 - 0.277"	13 - 0.277"	21 - 0.293"
6 - 0.282"	14 - 0.280"	22 - 0.286"
7 - 0.274"	15 - 0.277"	23 - 0.291"
8 - 0.281"	16 - 0.274"	24 - 0.286"

**Note: The U.T. Survey points on each plate in Course F of the Upper Dome were reachable from the gallery and are consequently close to the inside edge of each plate even though the pictorial representation above exaggerates the distance from the manway for illustration purposes.*

LEGEND

x	Ultrasonic Testing Survey Point
---	---------------------------------

Drawing is not to scale

3.0 TANK MAPS

Weston Solutions, Inc.

Honolulu, HI

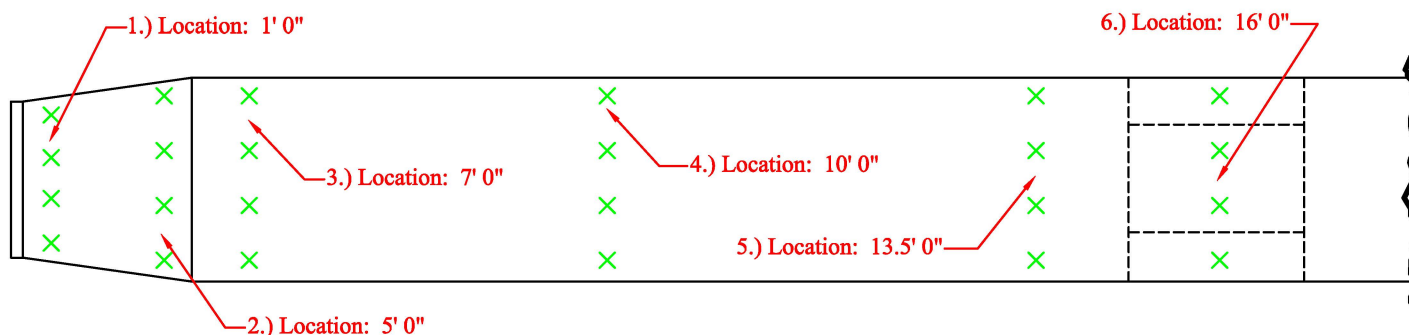
Tank #15 - 18" & 32" Fuel Pipe Nozzles

Ultrasonic Testing Survey

TANK #15 - 18" & 32" Fuel Pipe Nozzles (U.T. Survey)

**Nominal Pipe Thickness: 0.375"*

32" Fuel Pipe Nozzle Viewed as Tested from Inside the Pipe



*Ultrasonic Thickness Measurements (32" Fuel Pipe Nozzle)

1.) Location: 1' 0"

Top - 0.387"
Bottom - 0.385"
Left - 0.385"
Right - 0.386"

2.) Location: 5' 0"

Top - 0.387"
Bottom - 0.388"
Left - 0.381"
Right - 0.387"

3.) Location: 7' 0"

Top - 0.382"
Bottom - 0.382"
Left - 0.387"
Right - 0.381"

4.) Location: 10' 0"

Top - 0.384"
Bottom - 0.382"
Left - 0.386"
Right - 0.381"

5.) Location: 13.5' 0"

Top - 0.385"
Bottom - 0.380"
Left - 0.384"
Right - 0.384"

6.) Location: 16' 0"

Top - 0.365"
Bottom - 0.364"
Left - 0.367"
Right - 0.367"

*Ultrasonic Thickness Measurements (18" Fuel Pipe Nozzle)

Top - 0.387"
Bottom - 0.385"
Left - 0.385"
Right - 0.386"

LEGEND

 Ultrasonic Testing Survey Point

Drawing is not to scale

4.0 PLATE TEST SUMMARY

Weston Solutions, Inc.

Honolulu, HI

Tank #15

PLATE TEST SUMMARY

Quadrant A				
Tank Section	Vertical Drop #	Row #	Flaw #	Flaw Type / Wall Remaining
Barrel	13	28	3	Topside Pit
Barrel	19	25	4A	0.215"
Barrel	19	25	4	0.220"
Barrel	12	8/9	53	Pinhole / 0.163"
Barrel	12	14	54	Pinhole / 0.160"
Barrel	12	14	55	Pinhole / 0.180"
Expansion	13	E-4	66	0.180"
Barrel	14	1	67	Pinhole / 0.190"
Barrel	15	4	68	Pinhole / 0.165"
Barrel	15	5	69	Pinhole ~1/8" Dia. / 0.175"
Barrel	16	22	70	Pinhole ~1/32" Dia. / 0.190"
Barrel	16	14	71	Pinhole ~1/8" Dia. / 0.185"
Barrel	16	14	72	Pinhole ~1/8" Dia. / 0.190"
Barrel	16	15/16	73	Pinhole ~1/32" Dia. / 0.200"
Barrel	18	17	89	0.195"
Barrel	18	13	90A	Pinhole ~1/32" Dia. / 0.190"
Barrel	18	13	90	Pinhole ~1/32 Dia. / 0.185"
Expansion	18	E-4	91	0.170"
Extension	14	E-3	153	0.180"
Extension	14	E-3	150	0.170"
Extension	14	E-3	152	0.160"
Extension	14	E-3	149	0.160"
Extension	14	E-3	151	0.180"
Extension	13	E-3	134	0.170"
Extension	13	E-3	135	0.180"
Extension	13	E-3	136	0.180"
Extension	13	E-3	137	0.190"
Extension	13	E-3	138	0.180"
Extension	15	E-2	156	0.180"
Extension	16	E-1	157	0.180"
Barrel	19	2	92	0.209"
Barrel	19	3	93	Blister/Pinhole / 0.183"

4.0 PLATE TEST SUMMARY

Weston Solutions, Inc.

Honolulu, HI

Tank #15

Quadrant A				
Tank Section	Course #	Plate #	Flaw #	Flaw Type / Wall Remaining
Upper Dome	A	18	133	Topside Gouge / 0.170"
Upper Dome	A	12	154	0.180"
Upper Dome	A	12	155	Topside Gouge / 0.180"
Upper Dome	B	15	158	0.160"

4.0 PLATE TEST SUMMARY

Weston Solutions, Inc.

Honolulu, HI

Tank #15

Quadrant B				
Tank Section	Vertical Drop #	Row #	Flaw #	Flaw Type / Wall Remaining
Barrel	4	28	1	Topside Gouge/Crack
Barrel	5	28	2	Topside Pit
Barrel	1	3	5	0.200"
Expansion	1	E-4	6	1/8" Dia. Hole
Expansion	1	E-4	6A	0.157"
Barrel	4	1	11	0.126"
Barrel	4	1	12	0.080"
Barrel	4	1	13	0.100"
Barrel	4	1	14	0.210"
Barrel	4	1	15	0.200"
Barrel	2	1	10	Lack of Fusion
Barrel	4	2	19	0.180"
Barrel	4	2	20	0.190"
Barrel	4	2	21	0.200"
Barrel	4	2	22	0.170"
Barrel	4	2	23	0.180"
Barrel	4	2	16	0.166"
Barrel	4	2	17	0.220"
Barrel	4	3	24	0.190"
Barrel	4	3	25	0.200"
Barrel	6	1	28	Topside Pit
Barrel	6	3	29	Pinhole / 0.185"
Barrel	6	3	30	Pinhole / 0.200"
Barrel	6	4	32	Pinhole / 0.170"
Barrel	6	7	31	Pinhole / 0.160"
Barrel	10	6	50	Pinhole / 0.195"
Expansion	10	E-4	51	Pinhole / 0.165"
Expansion	10	E-4	52	Pinhole / Inappropriate Surface Conditions
Extension	1	E-3	97	0.130"
Extension	1	E-3	101	0.195"
Extension	1	E-3	98	0.130"
Extension	1	E-3	102	0.130"
Extension	1	E-3	104	0.175"
Extension	1	E-3	105	0.180"
Extension	1	E-3	106	Topside Pit/Gouge
Extension	1	E-3	108	0.150"
Extension	1	E-3	107	0.180"

4.0 PLATE TEST SUMMARY

Weston Solutions, Inc.

Honolulu, HI

Tank #15

Quadrant B				
Tank Section	Vertical Drop #	Row #	Flaw #	Flaw Type / Wall Remaining
Extension	1	E-3	109	0.180"
Extension	1	E-3	99	0.100"
Extension	1	E-3	100	0.150"
Extension	1	E-3	103	0.190"
Extension	2	E-1	120	0.190"
Extension	2	E-3	121	0.180"
Extension	2	E-3	122	0.170"
Extension	2	E-3	123	0.180"
Extension	2	E-3	124	0.180"
Extension	2	E-3	125	0.160"
Extension	2	E-3	126	0.190"
Extension	3	E-2	127	0.190"
Extension	5	E-2	128	0.190"
Extension	7	E-2	129	0.170"
Extension	8	E-3	130	0.190"
Extension	8	E-2	131	0.150"
Extension	8	E-1	132	Suspect Crack in Weld / 0.187"

Quadrant B				
Tank Section	Course #	Plate #	Flaw #	Flaw Type / Wall Remaining
Upper Dome	C	28	162	0.185"
Upper Dome	C	23	161	0.190"

4.0 PLATE TEST SUMMARY

Weston Solutions, Inc.

Honolulu, HI

Tank #15

Quadrant C				
Tank Section	Vertical Drop #	Row #	Flaw #	Flaw Type / Wall Remaining
Expansion	1	E-4	7	Pinhole / 0.140"
Expansion	1	E-4	7A	Pinhole / 0.160"
Barrel	4	6	18	Pinhole / 0.188"
Barrel	4	25	26	Pinhole / 0.193"
Barrel	6	2	27	Pinhole / 0.200"
Barrel	6	5	33	Pinhole / 0.178"
Barrel	6	5	34	Pinhole / 0.187"
Barrel	6	11	35	Pinhole / 0.200"
Barrel	6	11	36	Pinhole / 0.200"
Barrel	6	15	37	Pinhole / 0.193"
Barrel	6	15	38	Pinhole / Inappropriate Surface Conditions
Barrel	6	16	39	Pinhole / 0.170"
Barrel	6	16	40	Pinhole / 0.163"
Barrel	6	16	41	Pinhole / 0.185"
Barrel	8	7	42	Topside Pit / 0.220"
Barrel	8	21	44	Pinhole / 0.225"
Barrel	9	24	43	Crack Around Weld / 0.220"
Barrel	9	16	45	Pinhole / 0.220"
Barrel	9	10	46	Pinhole / 0.188"
Barrel	10	10	47	Pinhole / 0.193"
Barrel	11	13	48	Pinhole / 0.187"
Barrel	11	13	49	Pinhole / 0.194"
Extension	8	E-1	110	Pinhole / 0.235"
Extension	5	E-1	159	Pinhole / 0.240"
Extension	5	E-1	160	Pinhole / 0.238"

4.0 PLATE TEST SUMMARY

Weston Solutions, Inc.

Honolulu, HI

Tank #15

Quadrant C				
Tank Section	Course #	Plate #	Flaw #	Flaw Type / Wall Remaining
Upper Dome	A	39	96	Dent Previously Filled With Weld
Upper Dome	A	46	95	3/16" Dia. Stockside Pit / 0.175"
Upper Dome	A	48	94	0.183"
Upper Dome	A	40	146	Pinhole / 0.240"
Upper Dome	A	41	147	Pinhole / 0.240"
Upper Dome	A	41	147	Pinhole / 0.240"
Upper Dome	A	42	148	Pinhole / 0.240"
Upper Dome	A	50	141	0.210"
Upper Dome	B	52	142	0.179"
Upper Dome	B	52	143	0.202"
Upper Dome	B	49	139	0.201"
Upper Dome	B	50A	140	0.208"

4.0 PLATE TEST SUMMARY

Weston Solutions, Inc.

Honolulu, HI

Tank #15

Quadrant D				
Tank Section	Vertical Drop #	Row #	Flaw #	Flaw Type / Wall Remaining
Barrel	12	13	56	Pinhole / 0.198"
Barrel	12	24	57	Pinhole / 0.198"
Barrel	13	7	58	Pinhole / 0.197"
Barrel	13	18	59	0.138"
Barrel	13	24	60	0.209"
Barrel	15	14	61	0.170"
Barrel	15	14	62	0.180"
Barrel	15	11	63	0.150"
Barrel	16	3	64	Pinhole / 0.230"
Barrel	16	14	65	0.147"
Barrel	17	2	74	> or = 0.230"
Barrel	17	7	75	Pinhole / 0.230"
Barrel	17	9	76	Pinhole / 0.240"
Barrel	17	12	77	Pinhole / 0.187"
Barrel	17	13	78	Pinhole / 0.230"
Barrel	17	13	79	Pinhole / 0.230"
Barrel	17	14	80	0.138"
Barrel	18	4	81	Pinhole / 0.220"
Barrel	18	13	82	Pinhole / 0.220"
Barrel	18	13	83	Pinhole / 0.200"
Barrel	18	14	84	Pinhole / 0.180"
Barrel	18	15	85	Pinhole / 0.195"
Barrel	18	15	85	Pinhole / 0.200"
Barrel	18	15	85	Pinhole / 0.210"
Barrel	18	15	86	Pinhole / 0.195"
Barrel	18	15	87	Pinhole / 0.215"
Barrel	18	15	87	Pinhole / 0.210"
Barrel	22	16	88	0.110"
Extension	13	E-1	111	0.180"
Extension	13	E-1	112	0.165"
Extension	13	E-2	113	Pinhole / 0.183"
Extension	13	E-3	114	0.187"
Extension	13	E-3	115	0.198"
Extension	14	E-1	116	0.173"
Extension	15	E-2	117	0.172"

4.0 PLATE TEST SUMMARY

Weston Solutions, Inc.

Honolulu, HI

Tank #15

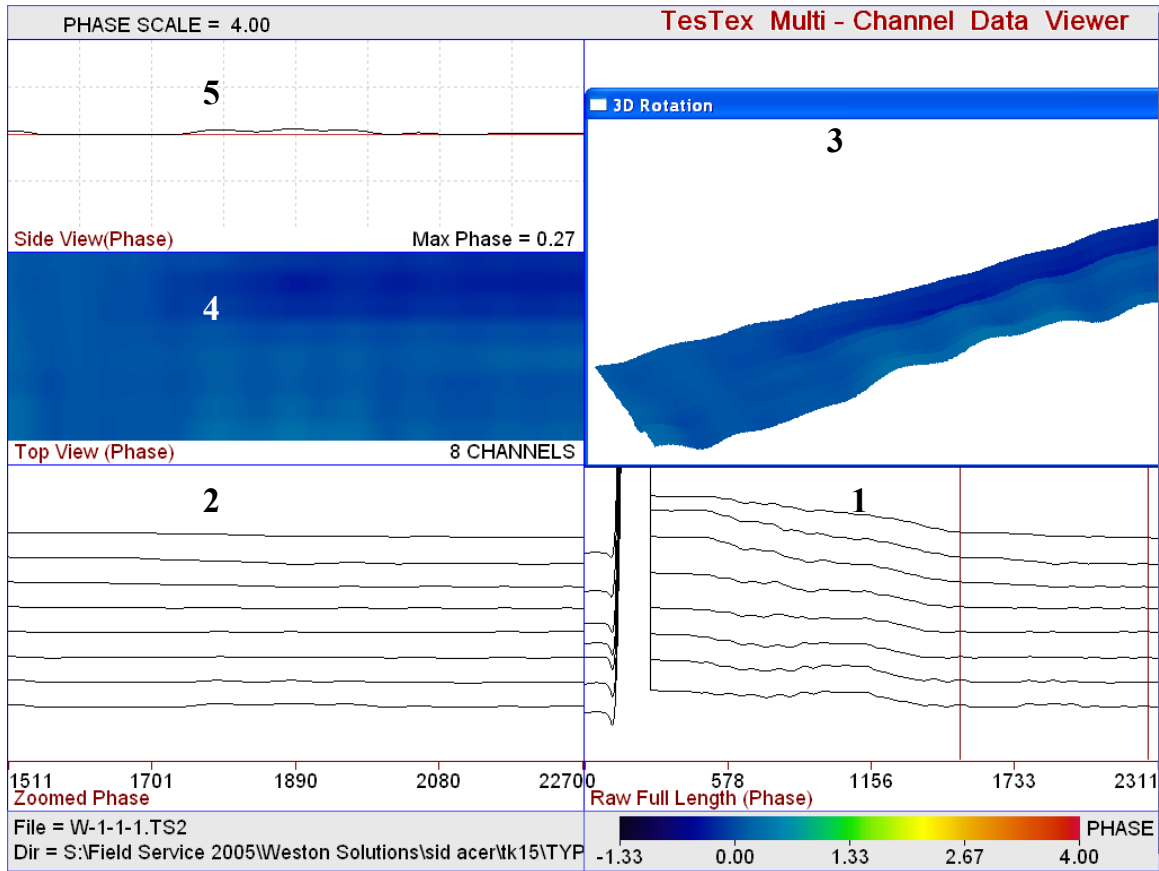
Quadrant D				
Tank Section	Course #	Plate #	Flaw #	Flaw Type / Wall Remaining
Extension	16	E-1	118	0.133"
Extension	18	E-1	119	0.167"
Barrel	23	22	8	0.138"
Barrel	23	4	9	0.155"
Upper Dome	B	58	144	0.206"
Upper Dome	B	58	145	0.189"
Upper Dome	C	58	163	0.229"
Upper Dome	C	64	164	0.230"
Upper Dome	C	64	165	0.227"
Upper Dome	C	65	166	0.213"
Upper Dome	C	70	167	0.221"

5.0 TYPICAL WAVEFORM

Weston Solutions, Inc.

Honolulu, HI

Tank #15



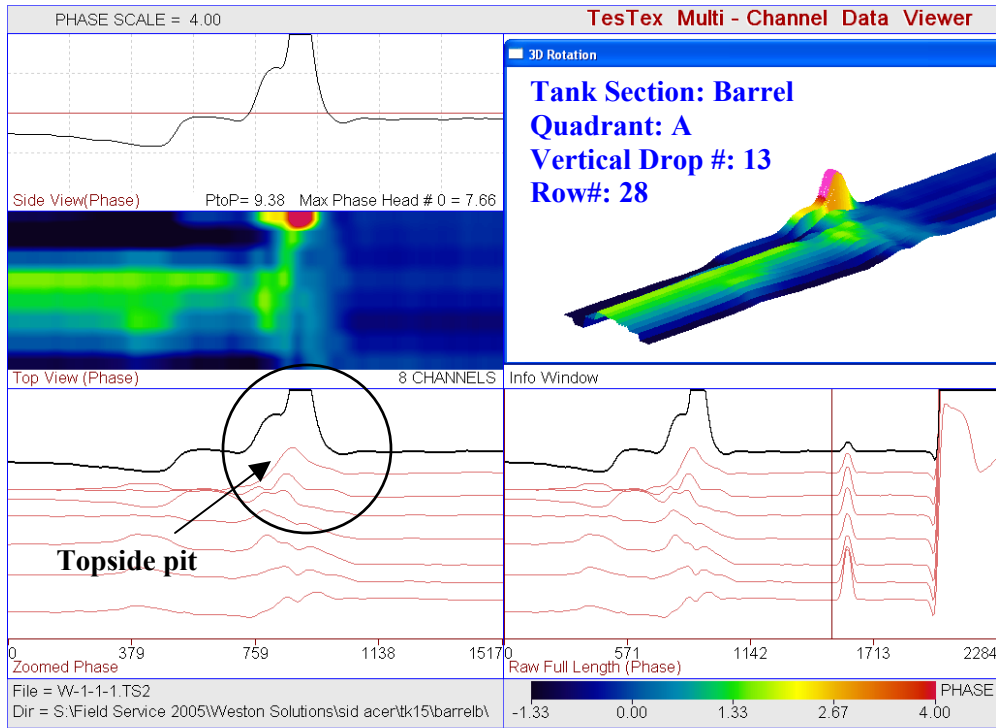
Shown above is a typical **TS-2000** waveform collected from the Barrel of Tank #15. This particular plate exhibits nominal wall thickness.

The **TS-2000** display has 5 windows to facilitate the interpretation of each plate. Window 1 shows raw data from the scanner before the signal is processed or filtered. The 2nd window shows the raw data filtered and processed. The 3rd window shows a 3-D view of the plate. The 4th window shows a topside view of the plate. The 5th window shows the highest and lowest points of the plate baseline.

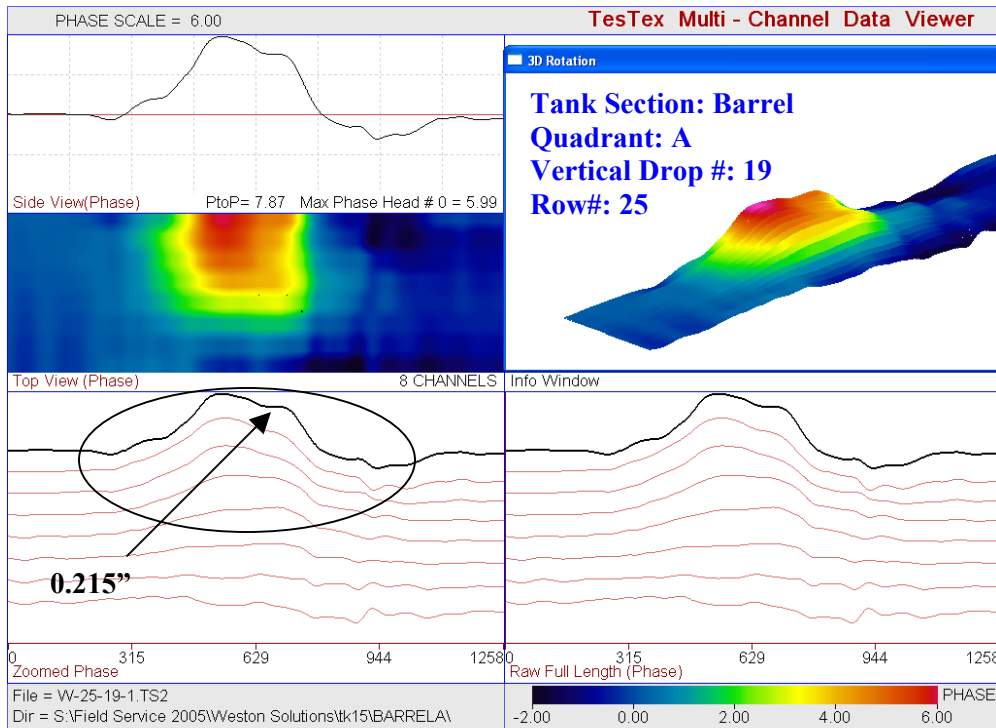
The **TS-2000** scanner is comprised of 8 sensors, which gives more sensitivity to pitting and cracking. Each sensor is individually represented by a line in windows 1, 2, and 3. The 4th window shows each sensor and is color marked as it detects wall loss. Any rise in the waveform indicates wall loss. The magnitude of the response is given by a color and is coded to the right of the waveform. From this color and comparing it to a calibration, a percent wall loss or wall remaining value can therefore be determined.

APPENDIX A – SAMPLE WAVEFORMS

APPENDIX A – SAMPLE WAVEFORMS

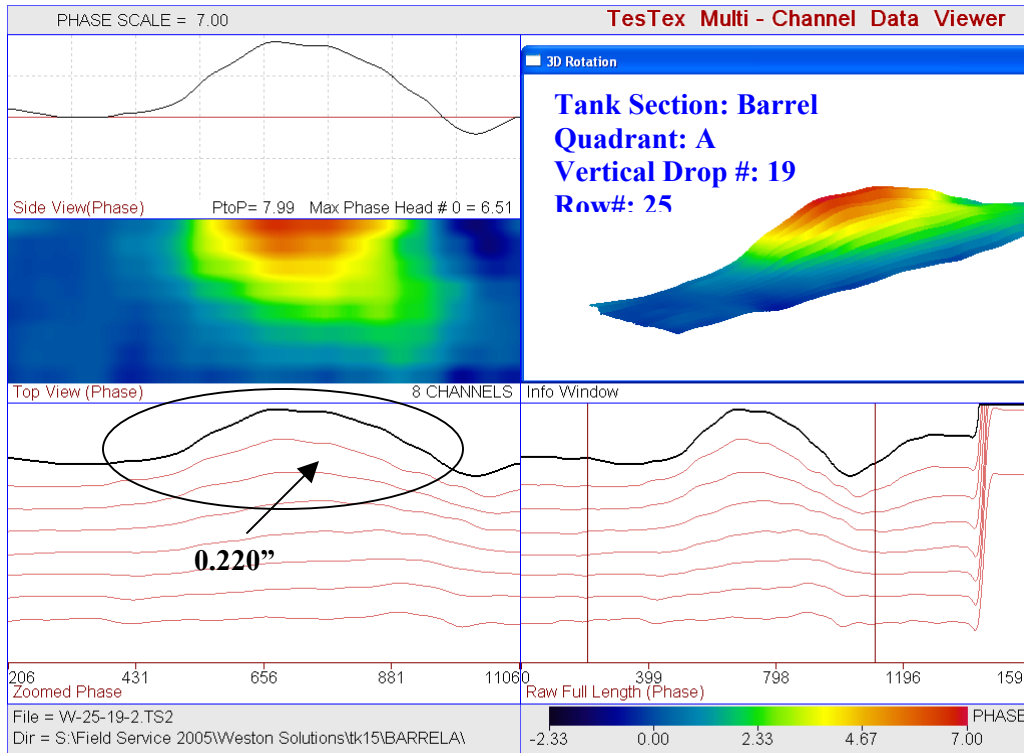


Flaw # 3: The waveform above depicts a topside pit exhibiting 0.150” wall remaining.

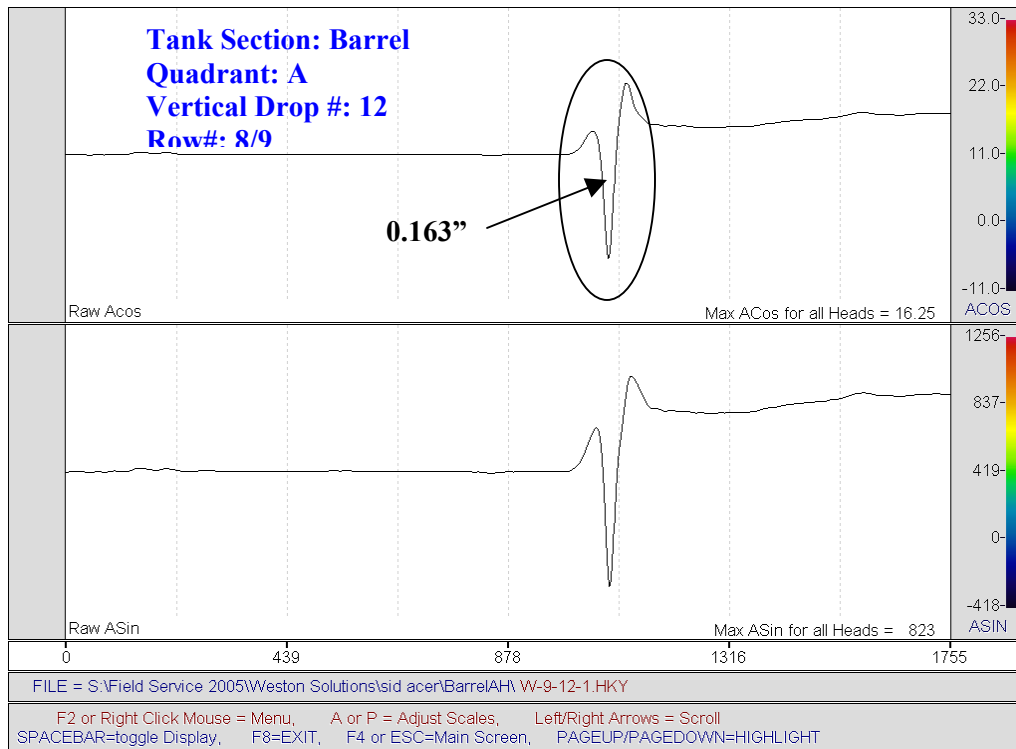


Flaw # 4A: The waveform above depicts underside corrosion exhibiting 0.215” wall remaining.

APPENDIX A – SAMPLE WAVEFORMS

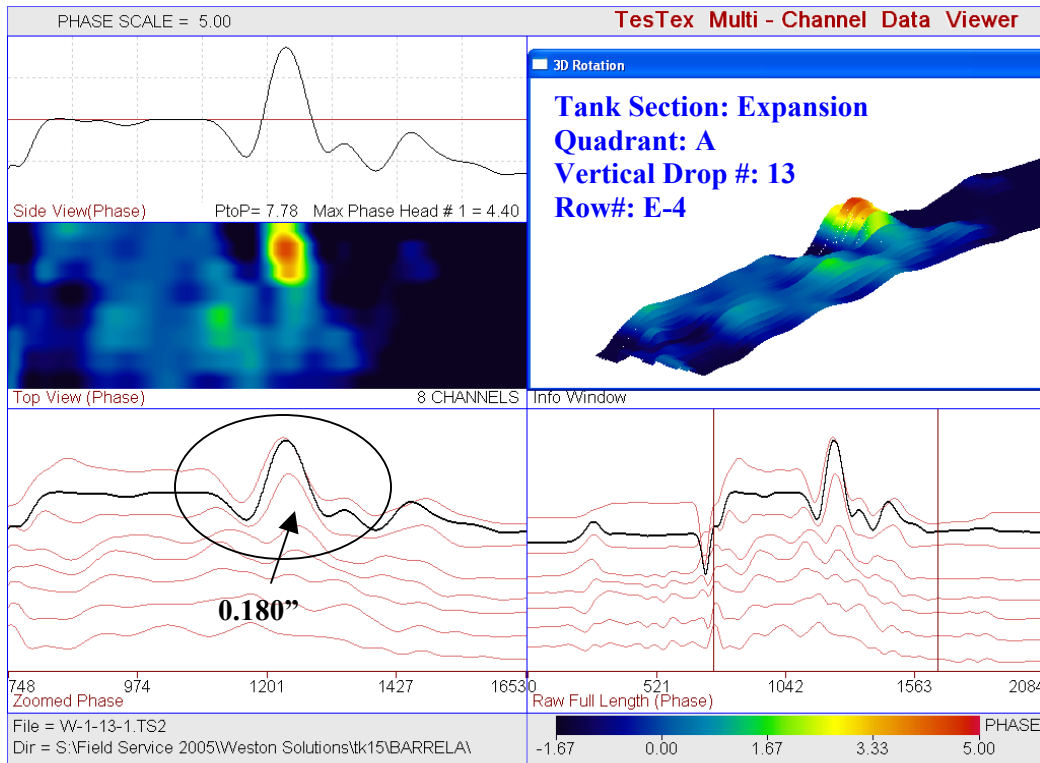


Flaw # 4: The waveform above depicts underside corrosion exhibiting 0.220" wall remaining.

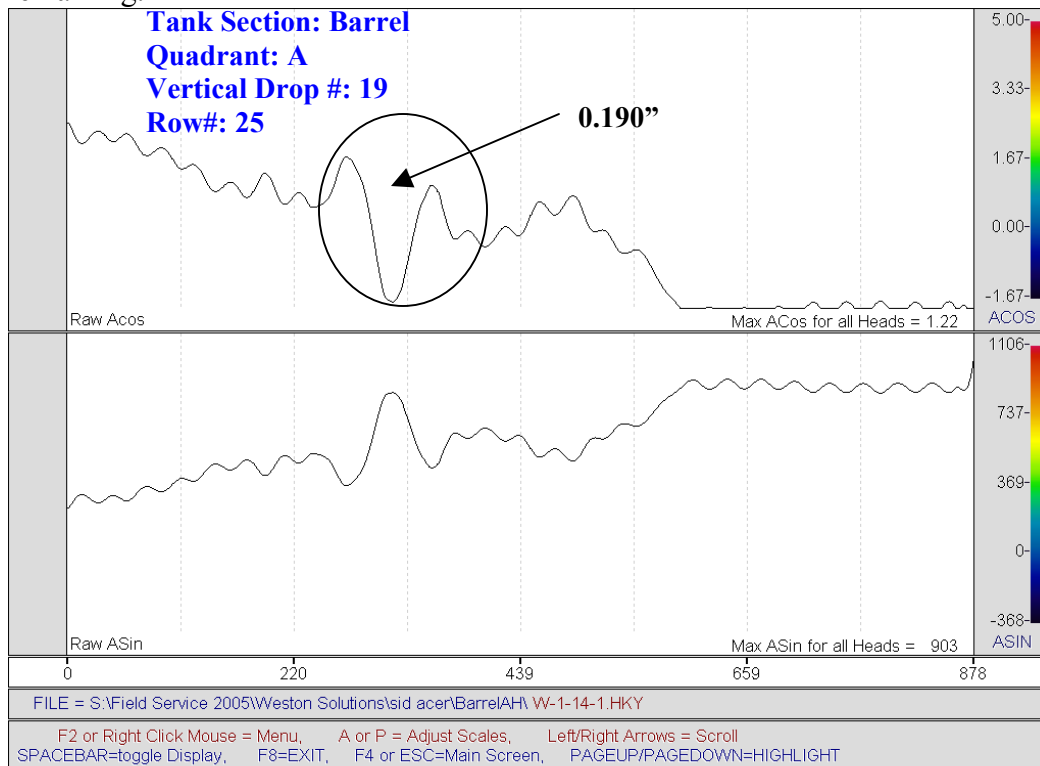


Flaw # 53: The waveform above depicts Pinhole on the Horizontal Weld exhibiting 0.163" wall remaining.

APPENDIX A – SAMPLE WAVEFORMS

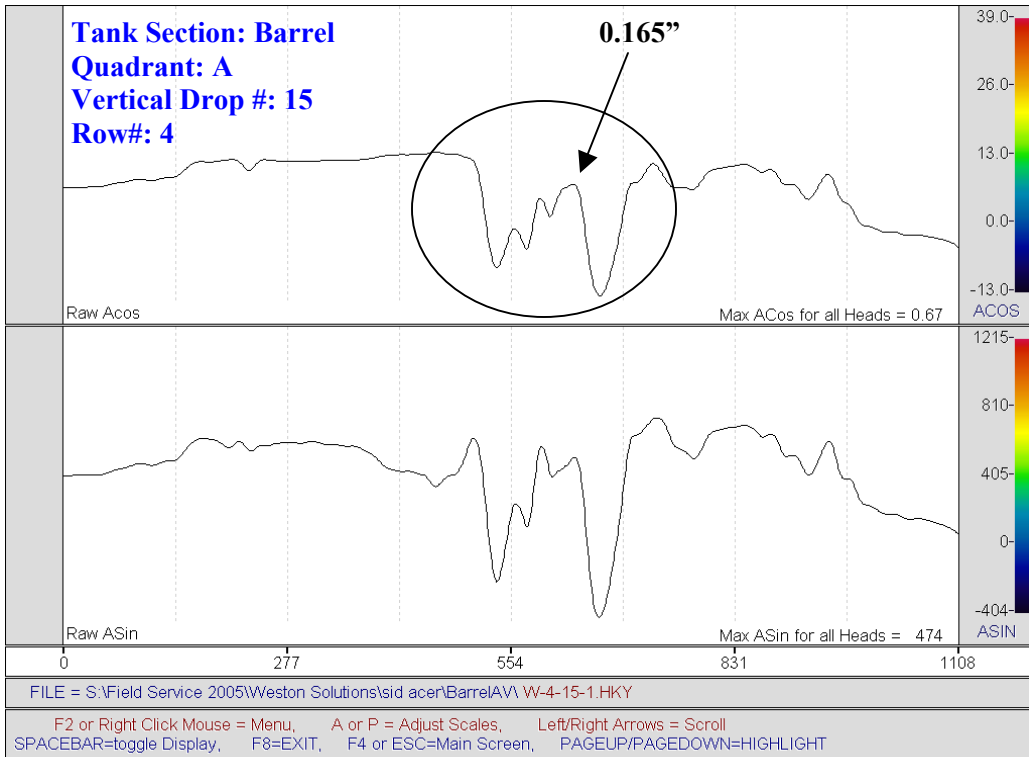


Flaw # 66: The waveform above depicts underside corrosion exhibiting 0.180" wall remaining.

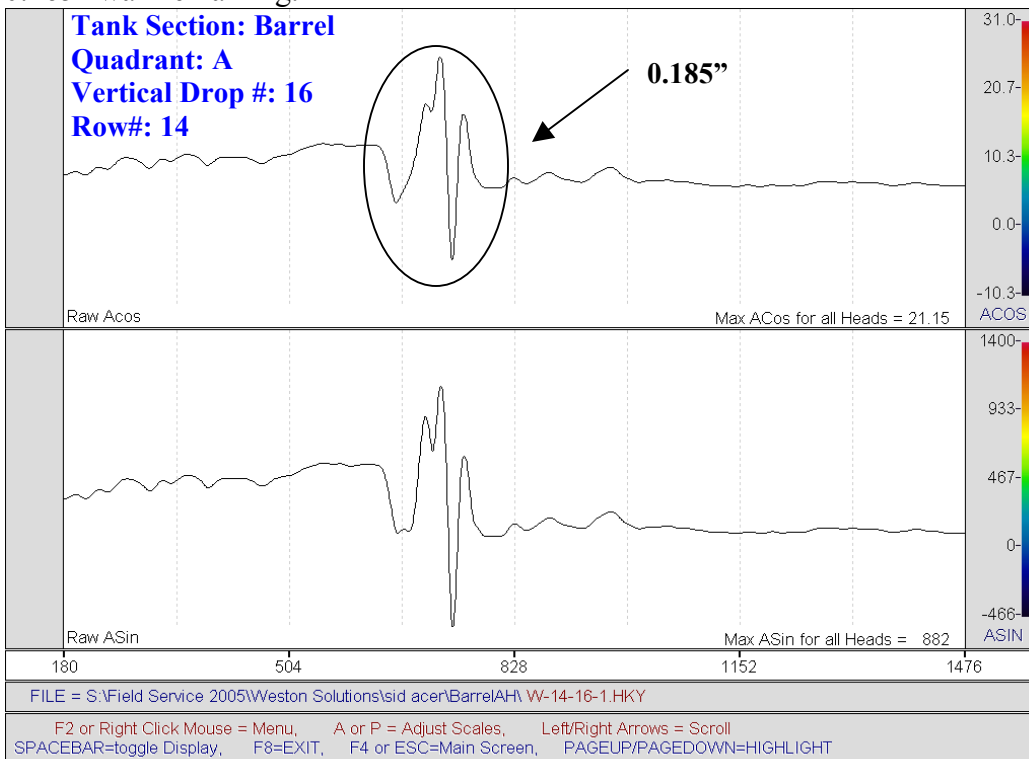


Flaw # 67: The waveform above depicts Pinhole on the Horizontal Weld exhibiting 0.190" wall remaining.

APPENDIX A – SAMPLE WAVEFORMS

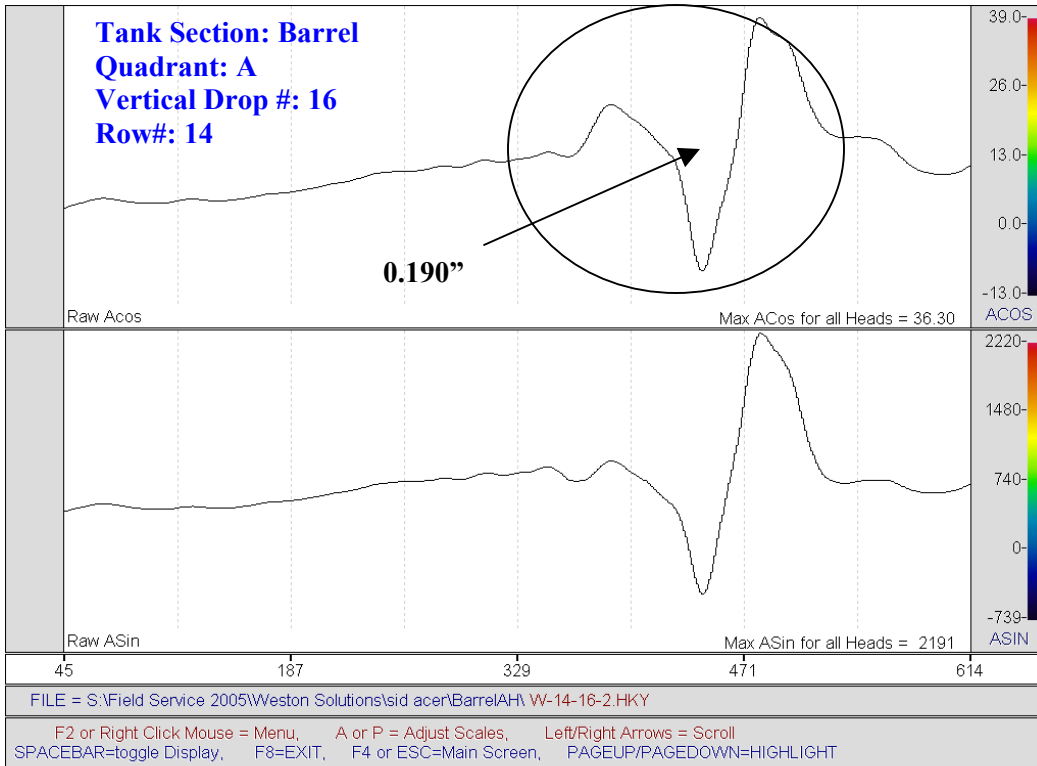


Flaw # 68: The waveform above depicts Pinhole on the Horizontal Weld exhibiting 0.165” wall remaining.

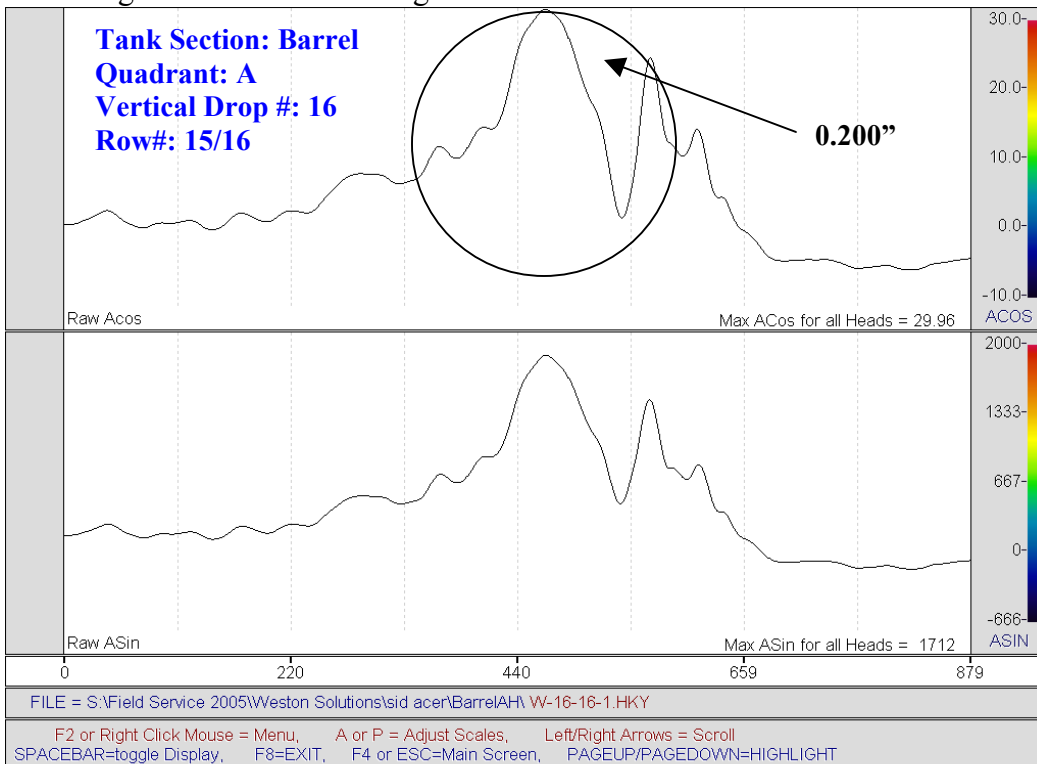


Flaw # 71: The waveform above depicts Pinhole (1/8” diameter) on the Horizontal Weld exhibiting 0.185” wall remaining.

APPENDIX A – SAMPLE WAVEFORMS

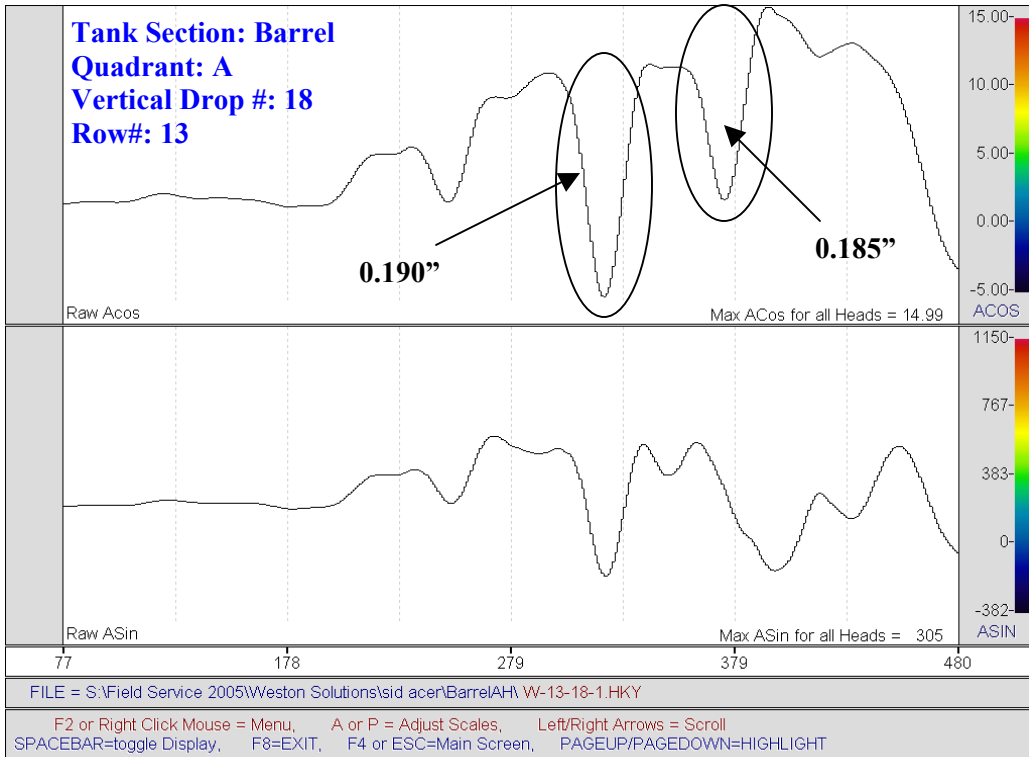


Flaw # 72: The waveform above depicts Pinhole (1/8" diameter) on the Horizontal Weld exhibiting 0.190" wall remaining.

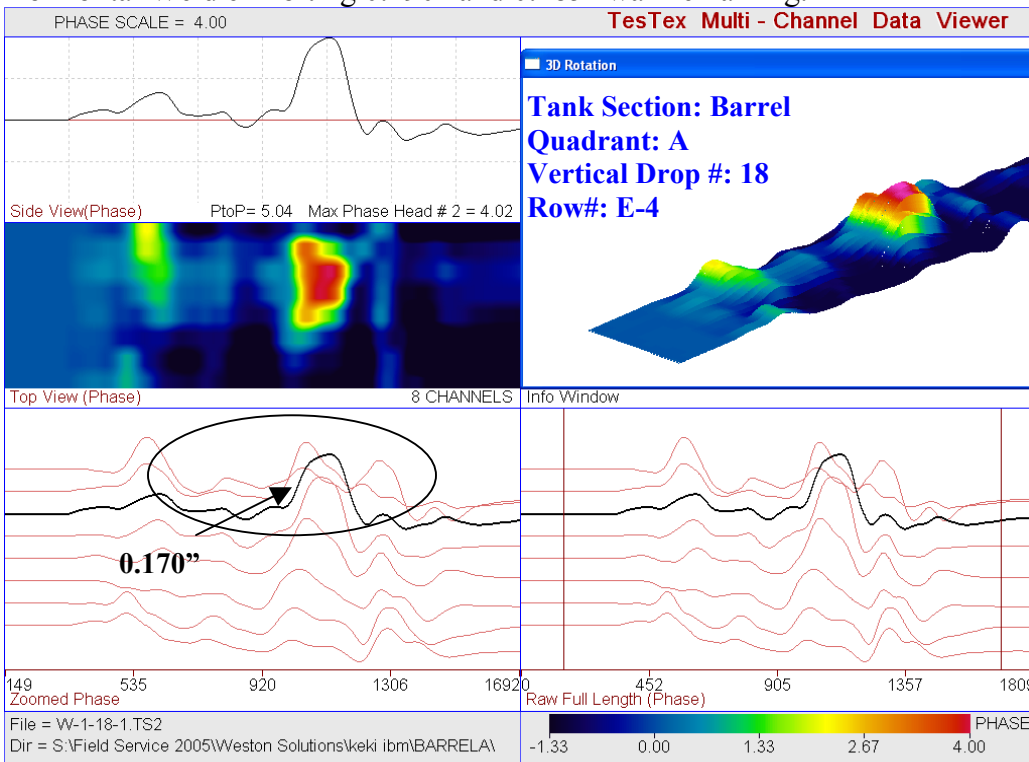


Flaw # 73: The waveform above depicts Pinhole (1/32" diameter) on the Horizontal Weld exhibiting 0.200" wall remaining.

APPENDIX A – SAMPLE WAVEFORMS

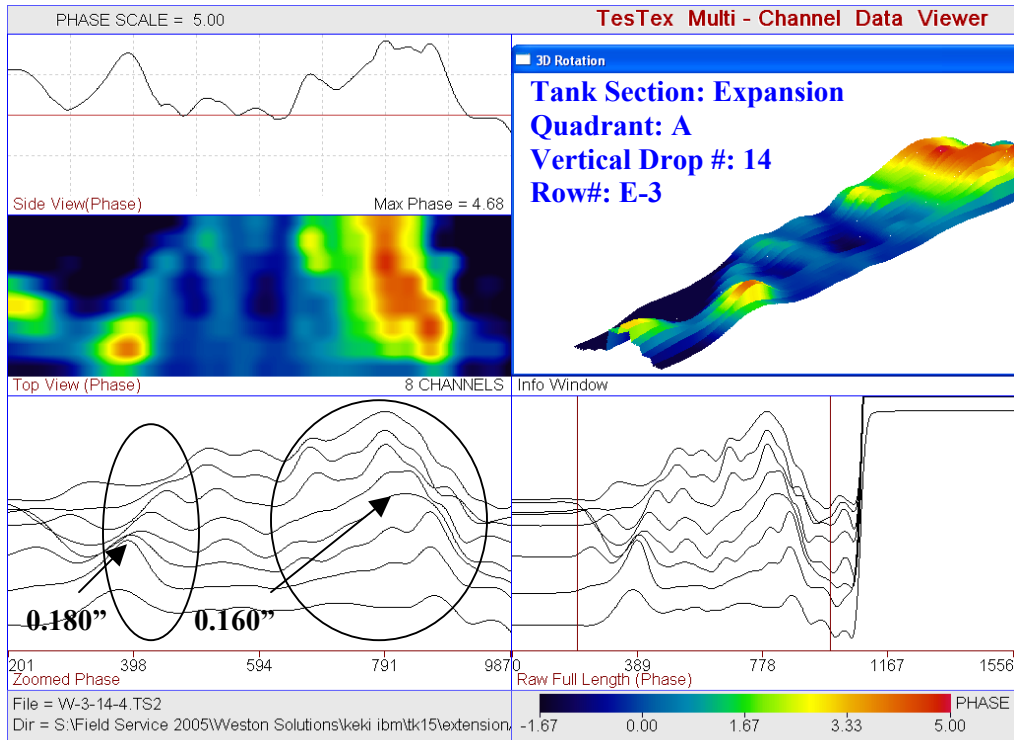


Flaw # 90A and 90: The waveform above depicts two Pinholes (1/32" diameter) on the Horizontal Weld exhibiting 0.190" and 0.185" wall remaining.

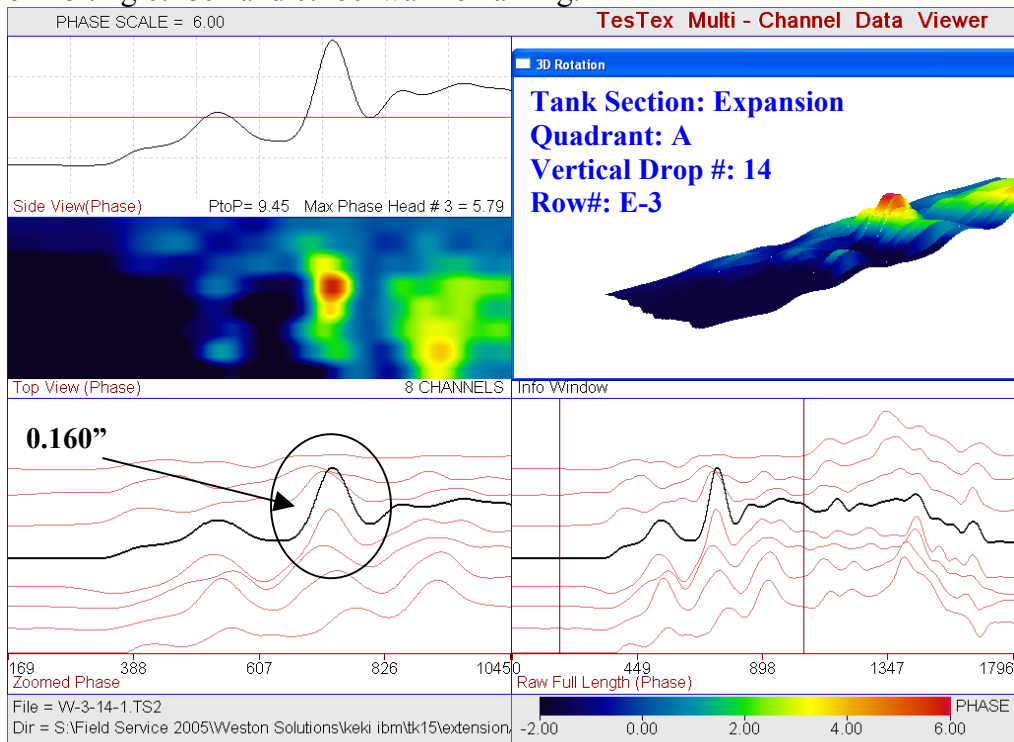


Flaw # 91: The waveform above depicts underside corrosion exhibiting 0.170" wall remaining.

APPENDIX A – SAMPLE WAVEFORMS

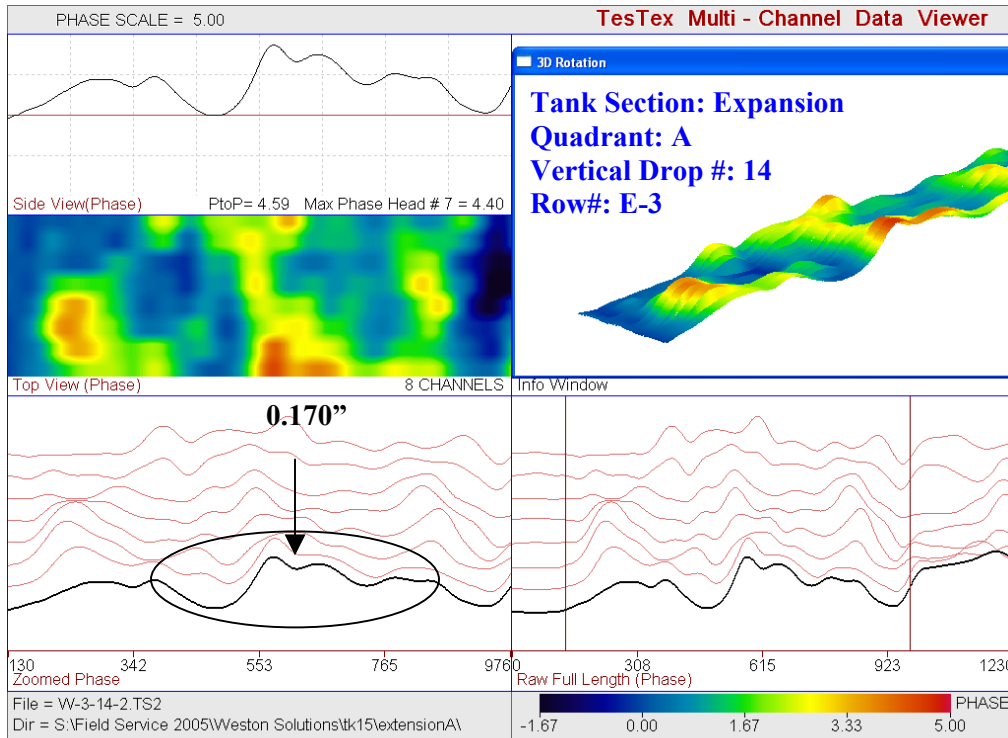


Flaw # 153 and 152: The waveform above depicts two (2) underside corrosion spots exhibiting 0.180" and 0.160" wall remaining.

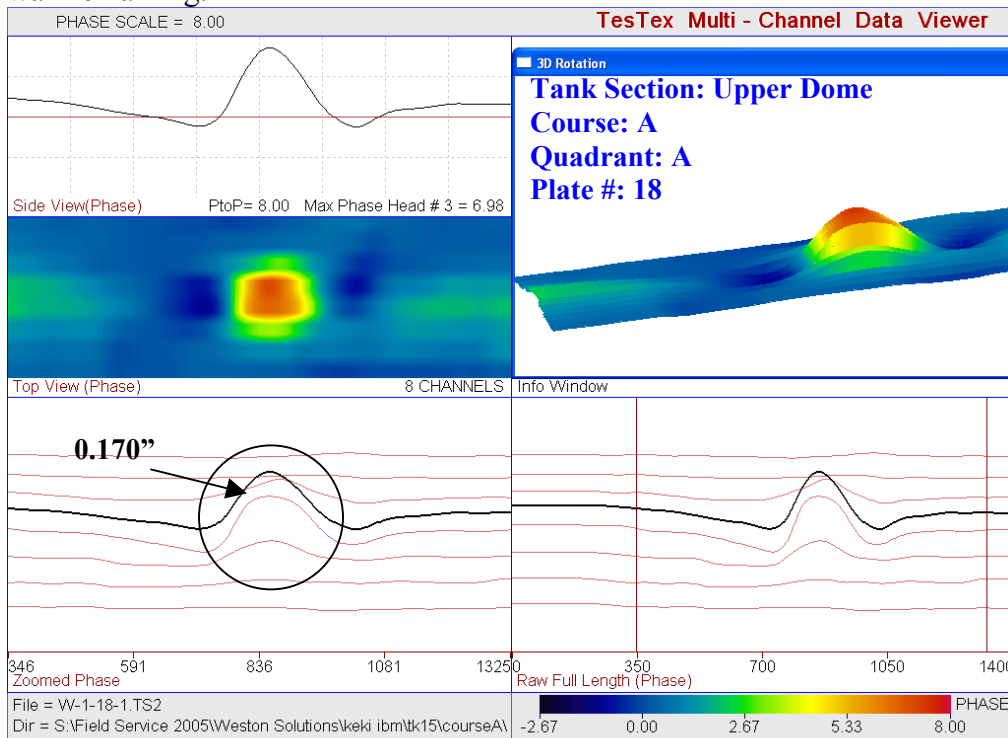


Flaw # 149: The waveform above depicts underside corrosion spots exhibiting 0.160" wall remaining.

APPENDIX A – SAMPLE WAVEFORMS

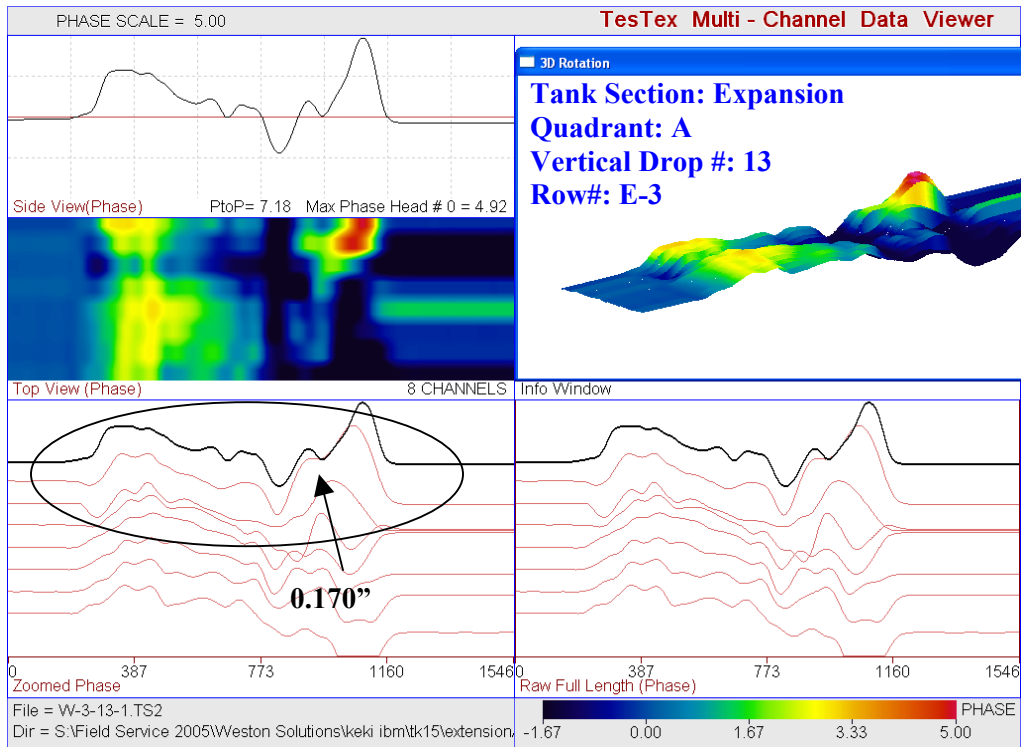


Flaw # 150: The waveform above depicts underside corrosion spots exhibiting 0.170" wall remaining.

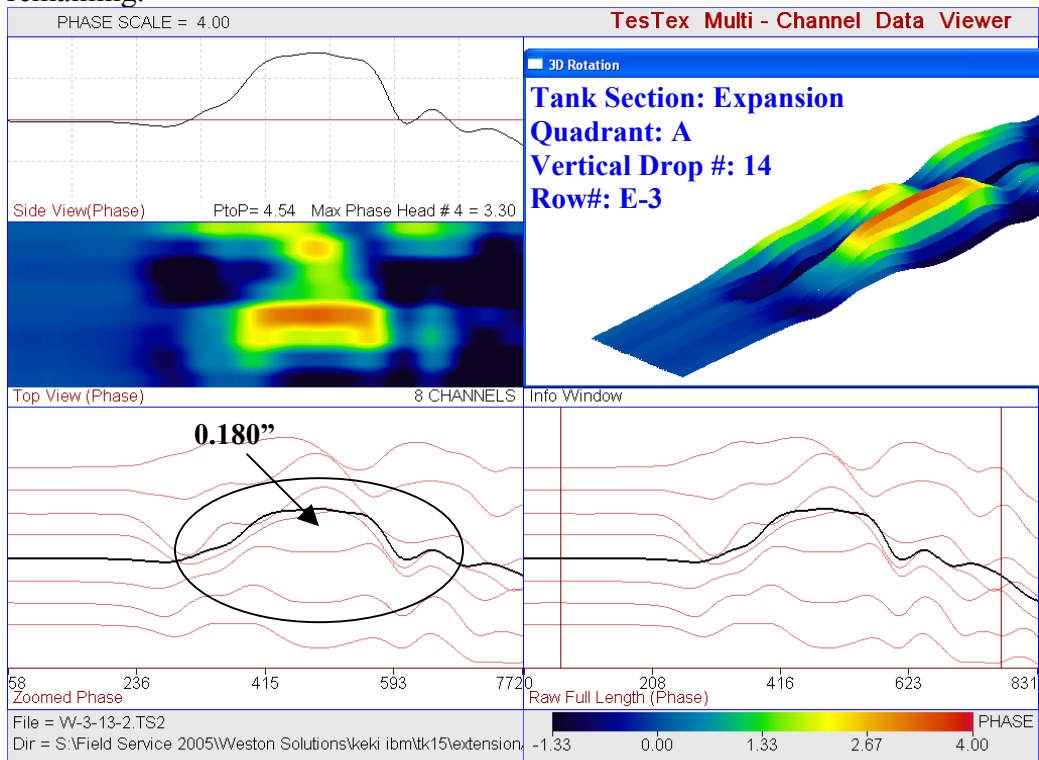


Flaw # 133: The waveform above depicts Topside Gouge exhibiting 0.170" wall remaining.

APPENDIX A – SAMPLE WAVEFORMS

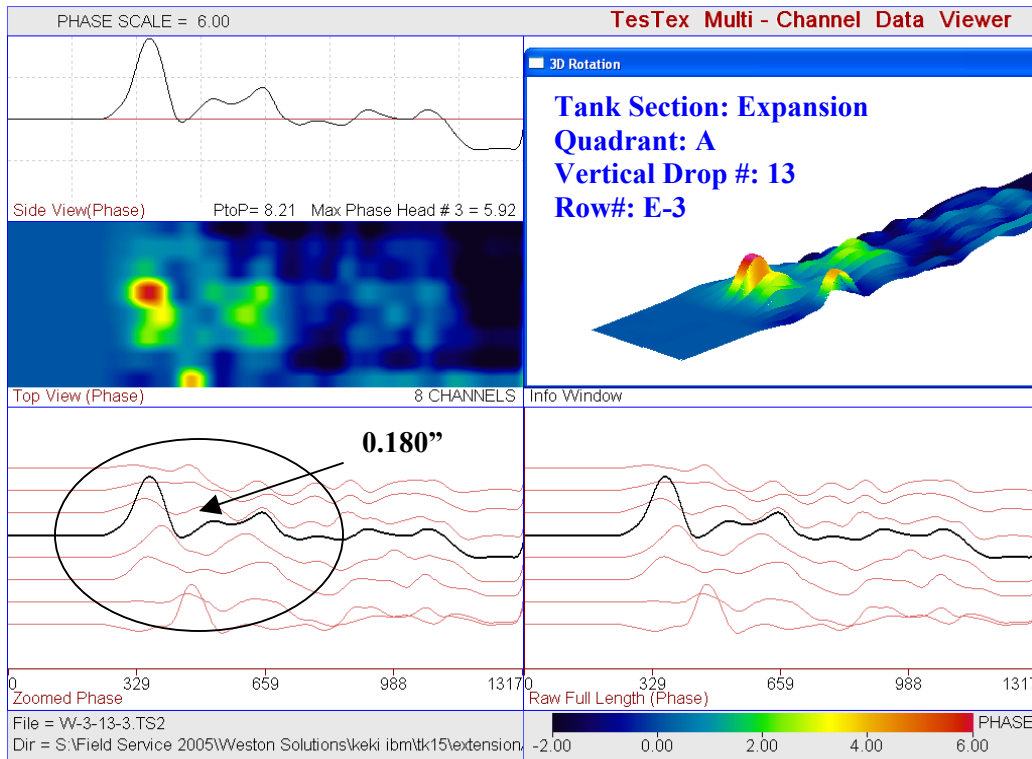


Flaw # 134: The waveform above depicts underside corrosion exhibiting 0.170" wall remaining.

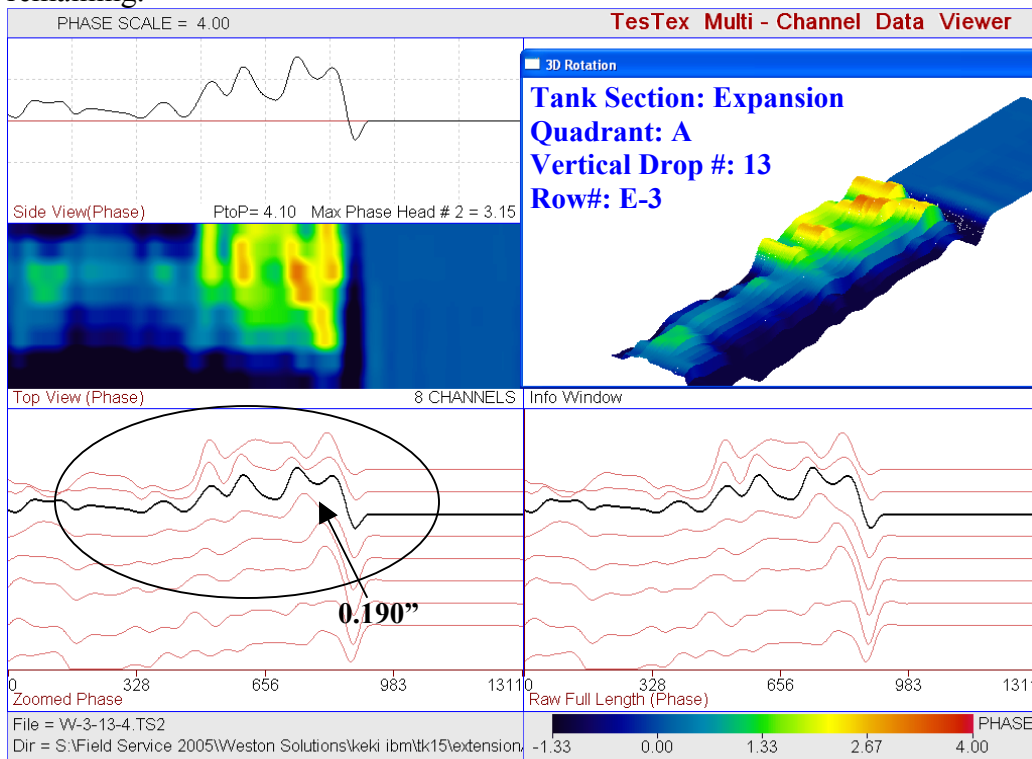


Flaw # 135: The waveform above depicts underside corrosion exhibiting 0.180" wall remaining.

APPENDIX A – SAMPLE WAVEFORMS

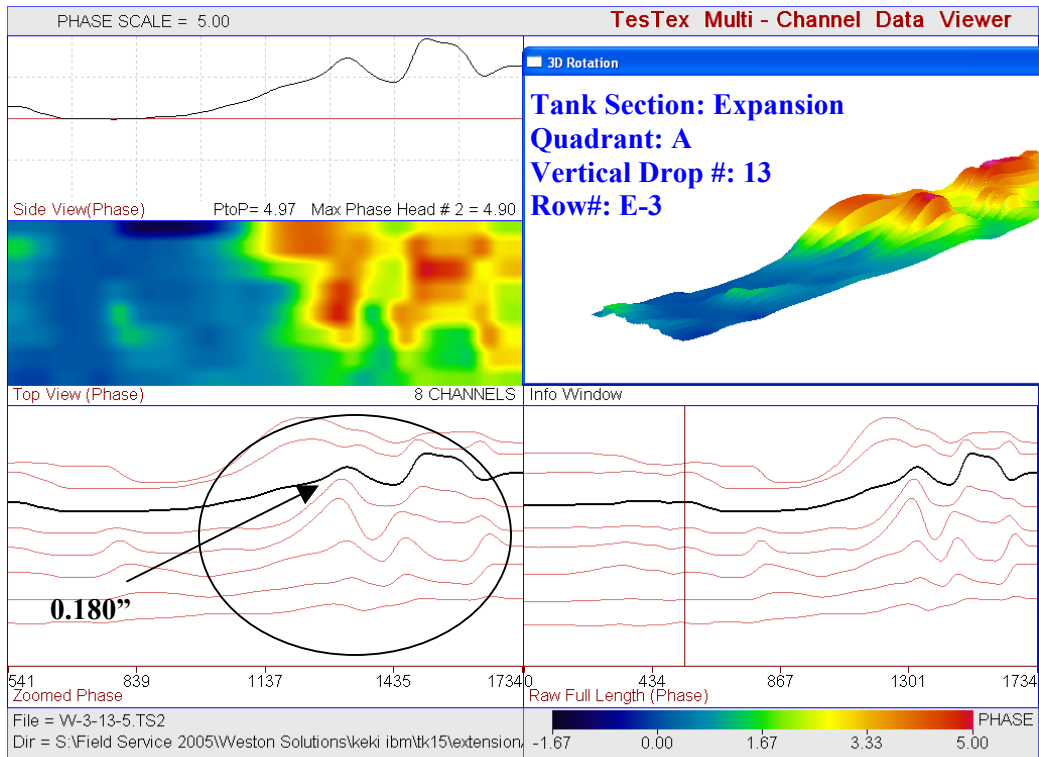


Flaw # 136: The waveform above depicts underside corrosion exhibiting 0.180" wall remaining.

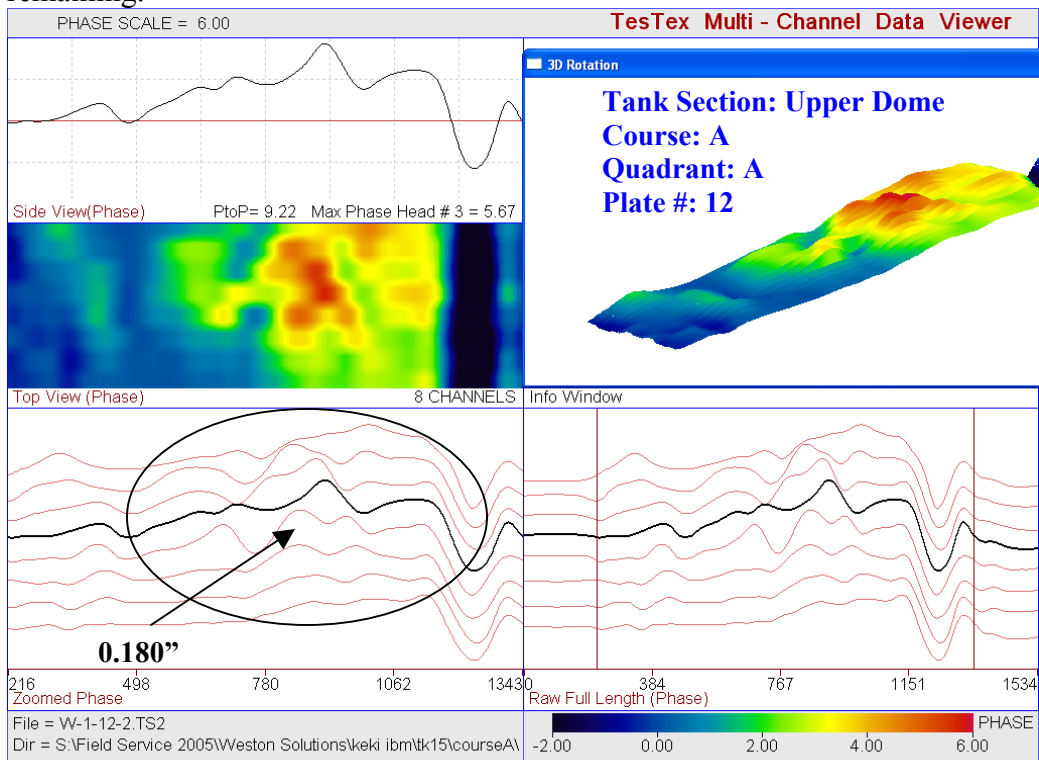


Flaw # 137: The waveform above depicts underside corrosion exhibiting 0.190" wall remaining.

APPENDIX A – SAMPLE WAVEFORMS

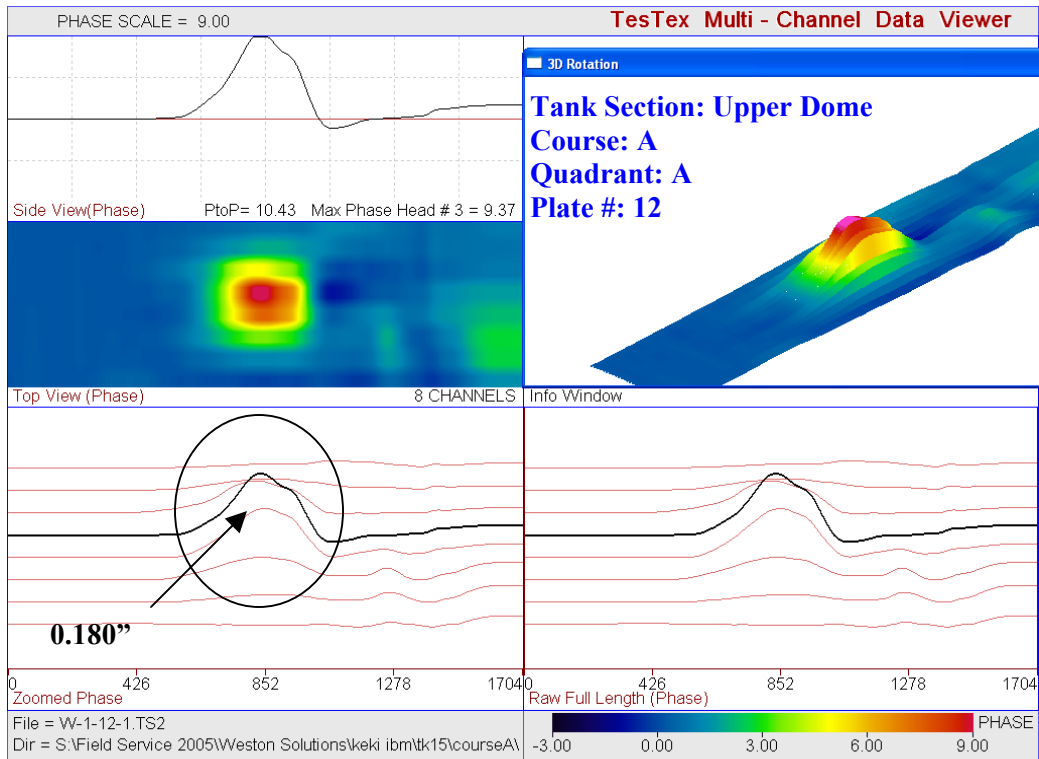


Flaw # 138: The waveform above depicts underside corrosion exhibiting 0.180" wall remaining.

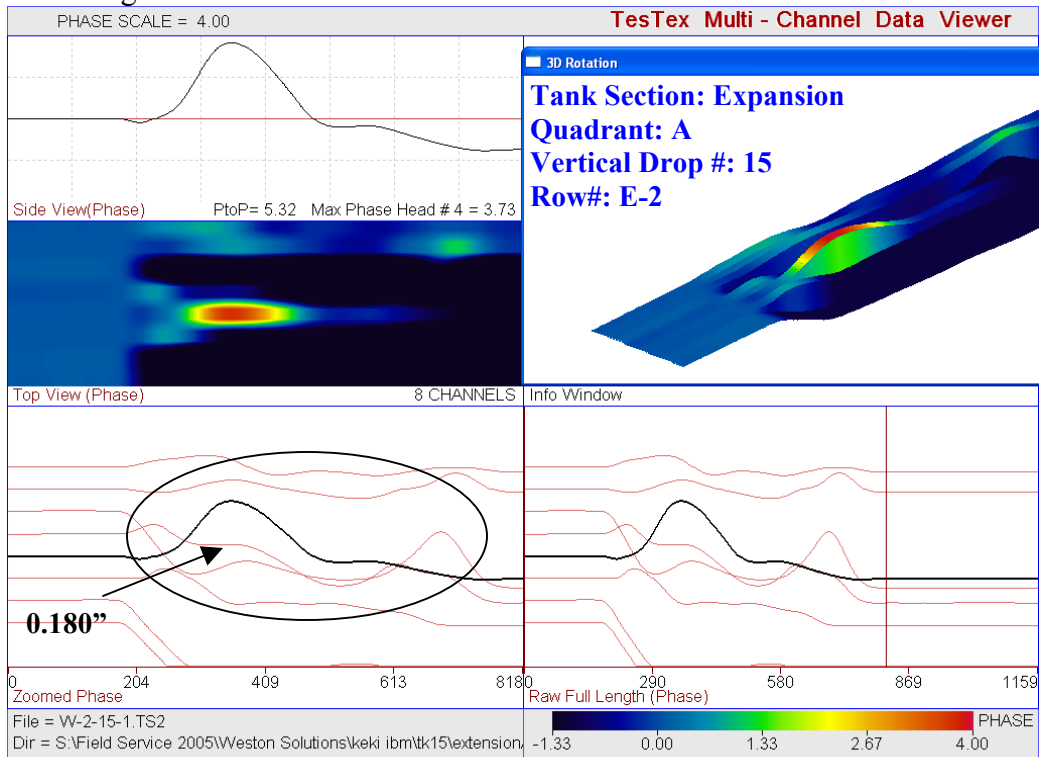


Flaw # 154: The waveform above depicts underside corrosion exhibiting 0.180" wall remaining.

APPENDIX A – SAMPLE WAVEFORMS

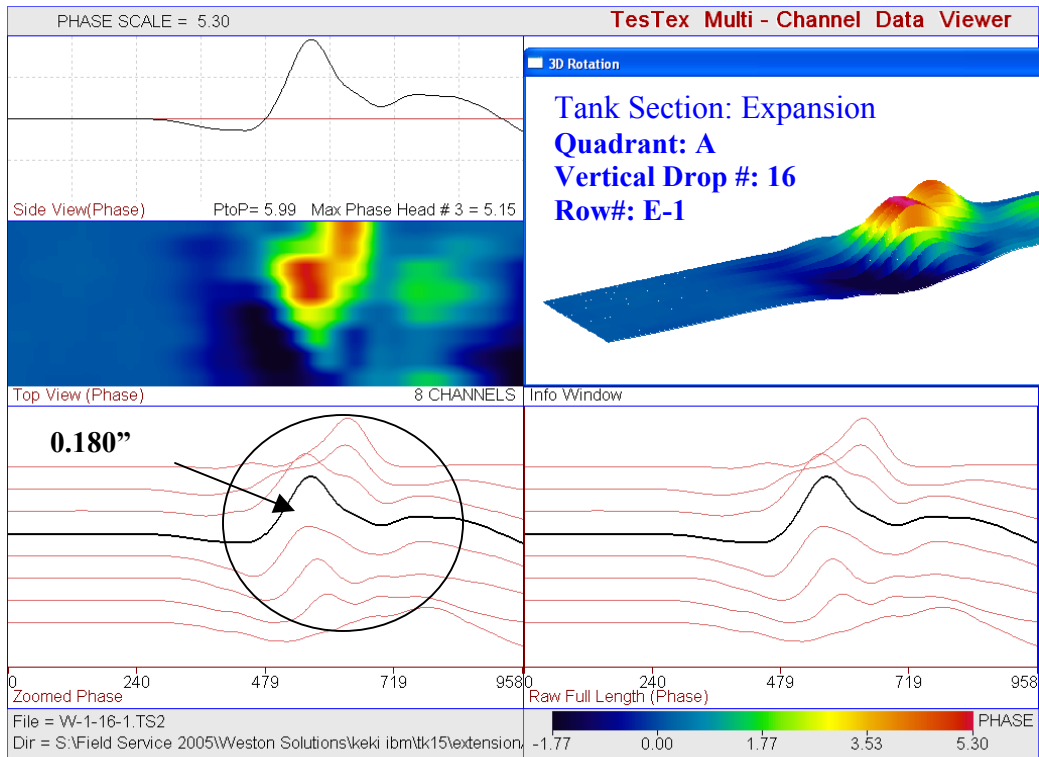


Flaw # 155: The waveform above depicts Topside Gouge exhibiting 0.180" wall remaining.

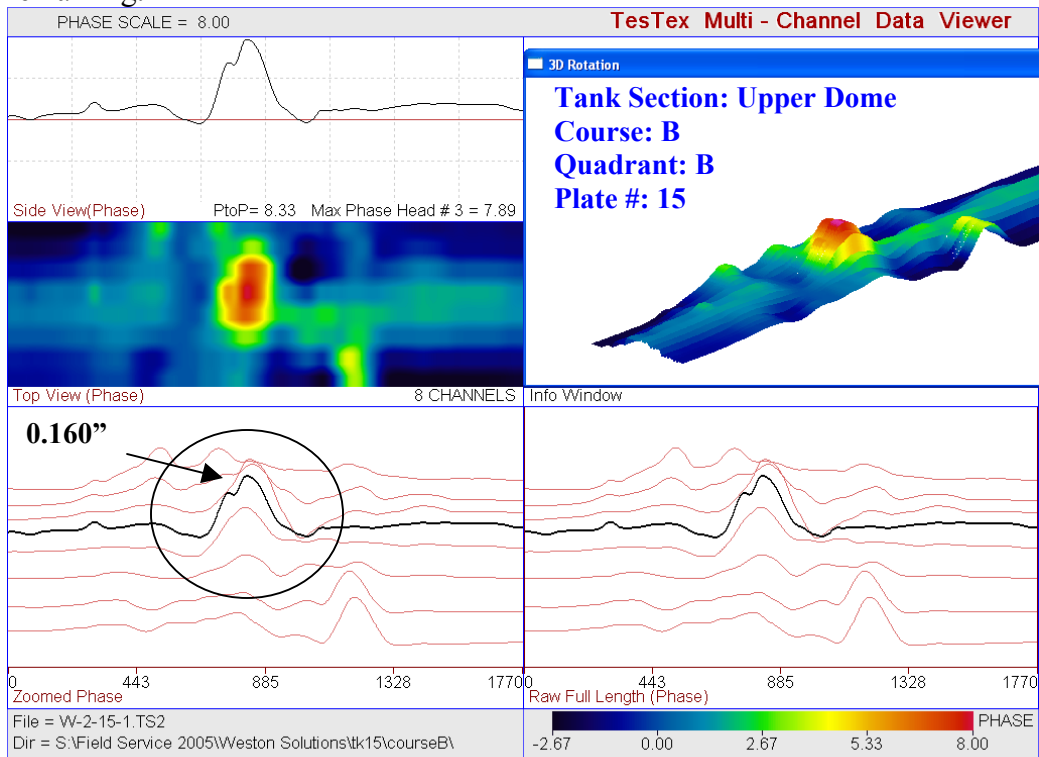


Flaw # 156: The waveform above depicts underside corrosion exhibiting 0.180" wall remaining.

APPENDIX A – SAMPLE WAVEFORMS

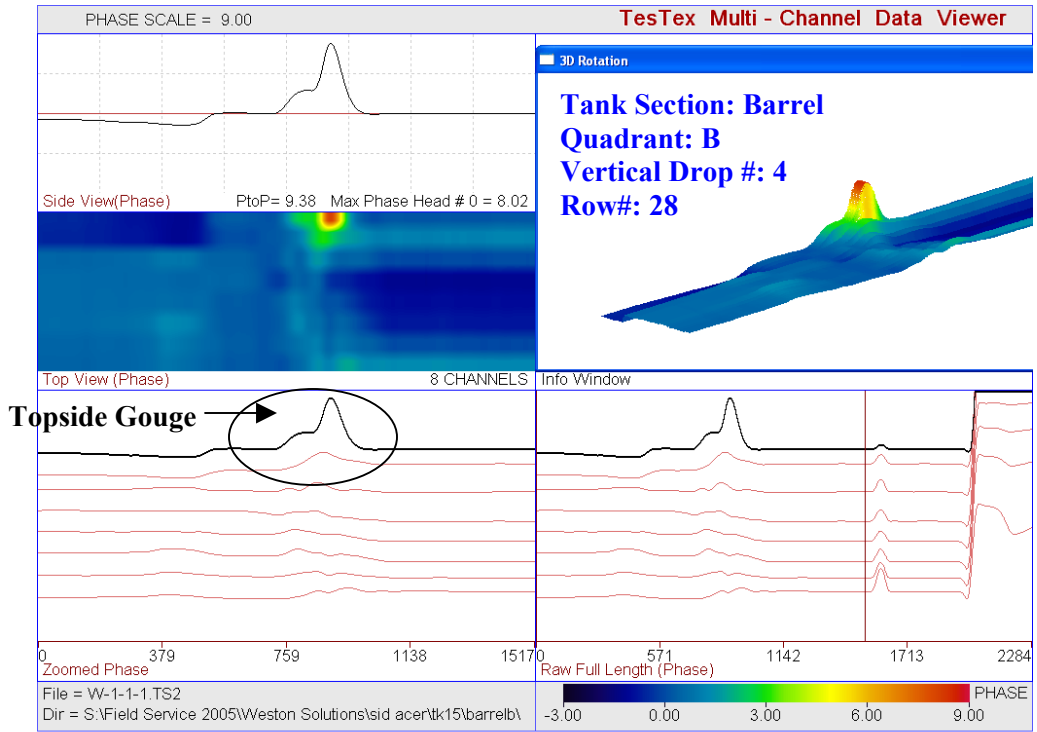


Flaw # 157: The waveform above depicts underside corrosion exhibiting 0.180" wall remaining.

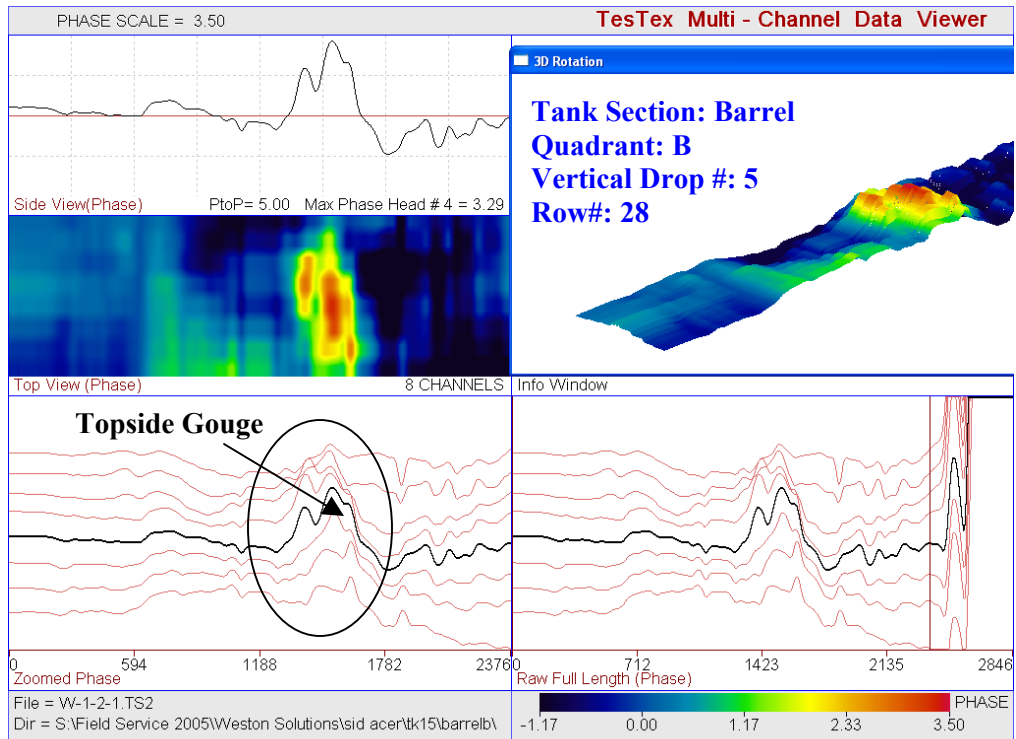


Flaw # 158: The waveform above depicts underside corrosion exhibiting 0.160" wall remaining.

APPENDIX A – SAMPLE WAVEFORMS

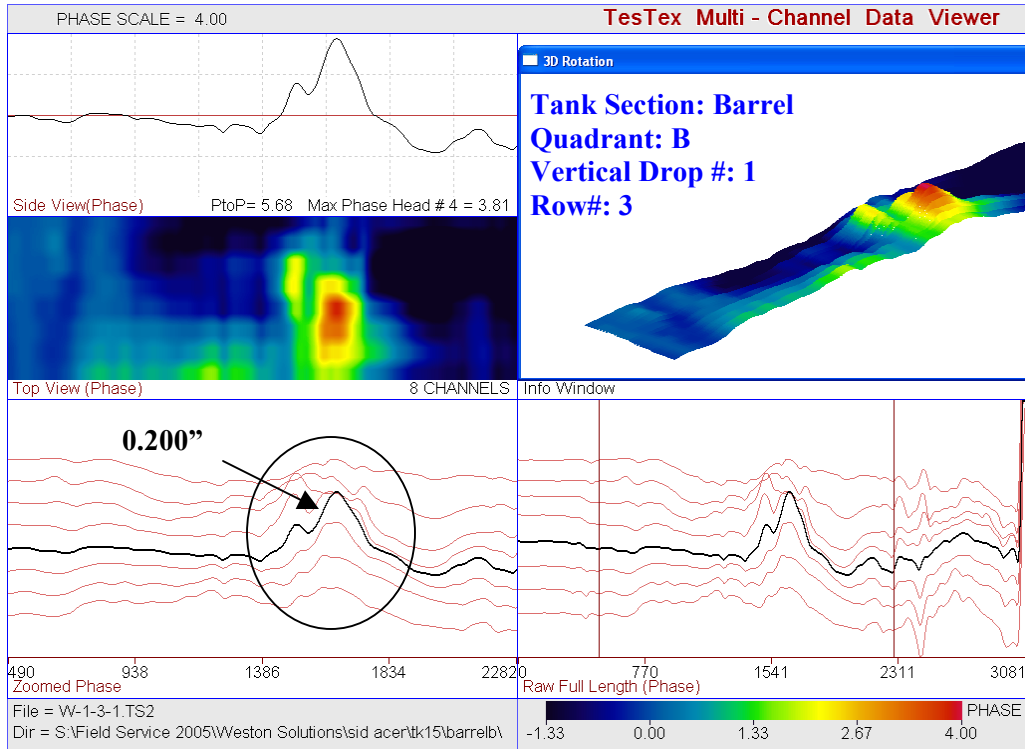


Flaw # 1: The waveform above depicts a Topside Gouge.

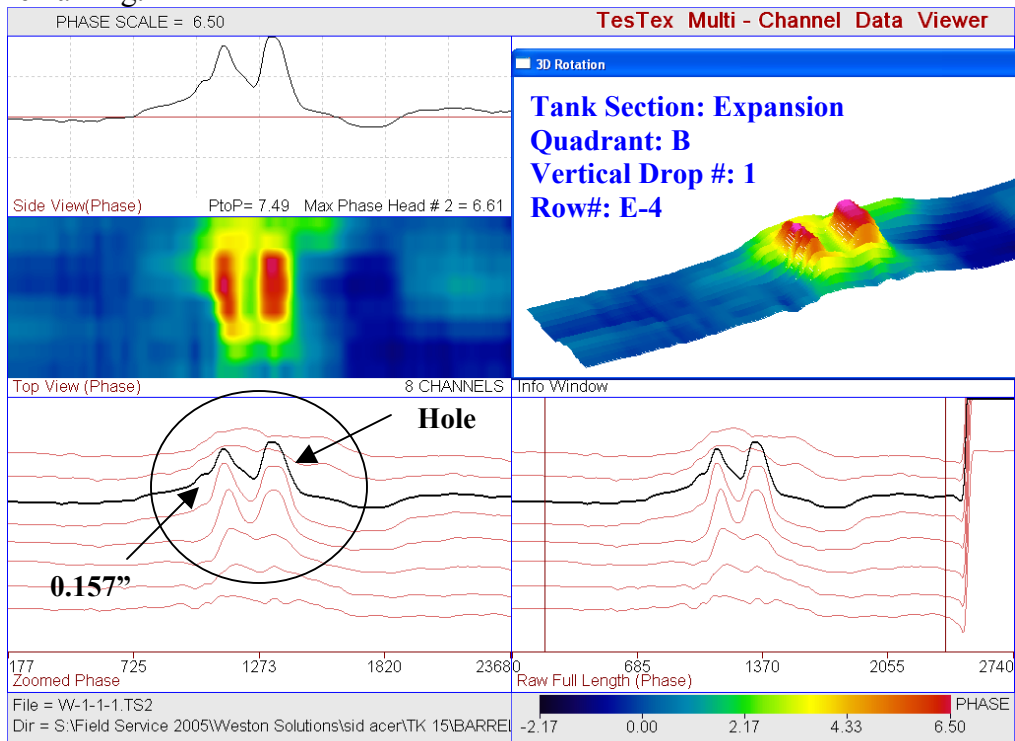


Flaw # 2: The waveform above depicts Topside Gouge.

APPENDIX A – SAMPLE WAVEFORMS

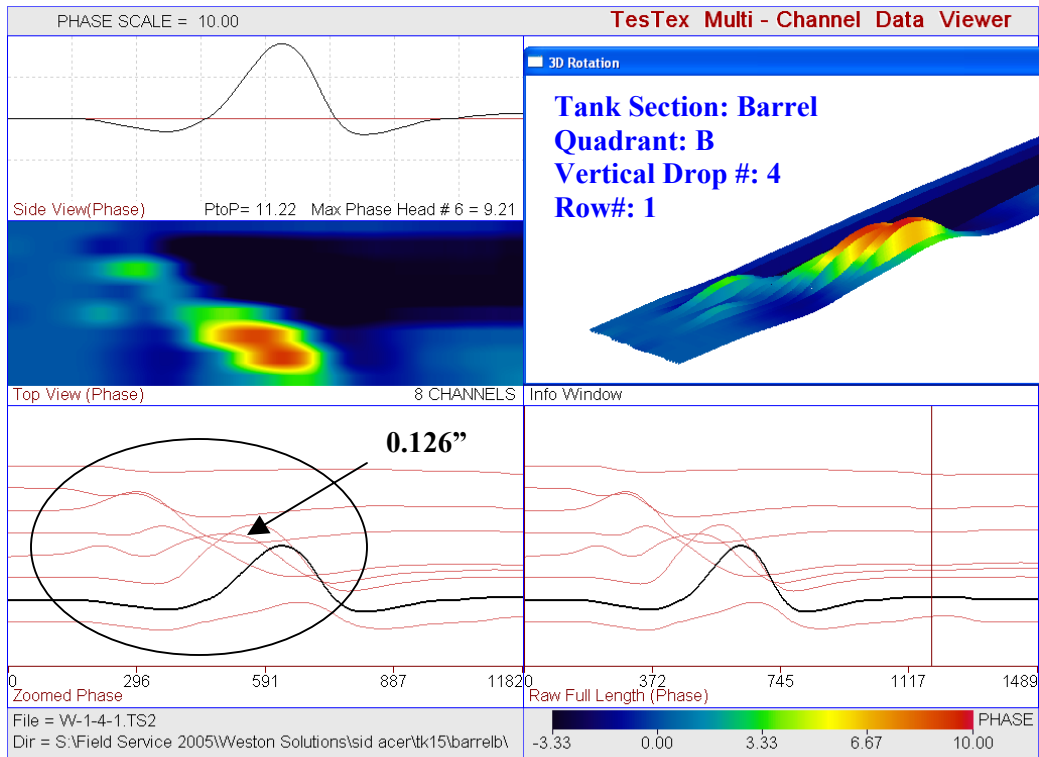


Flaw # 5: The waveform above depicts underside corrosion exhibiting 0.200" wall remaining.

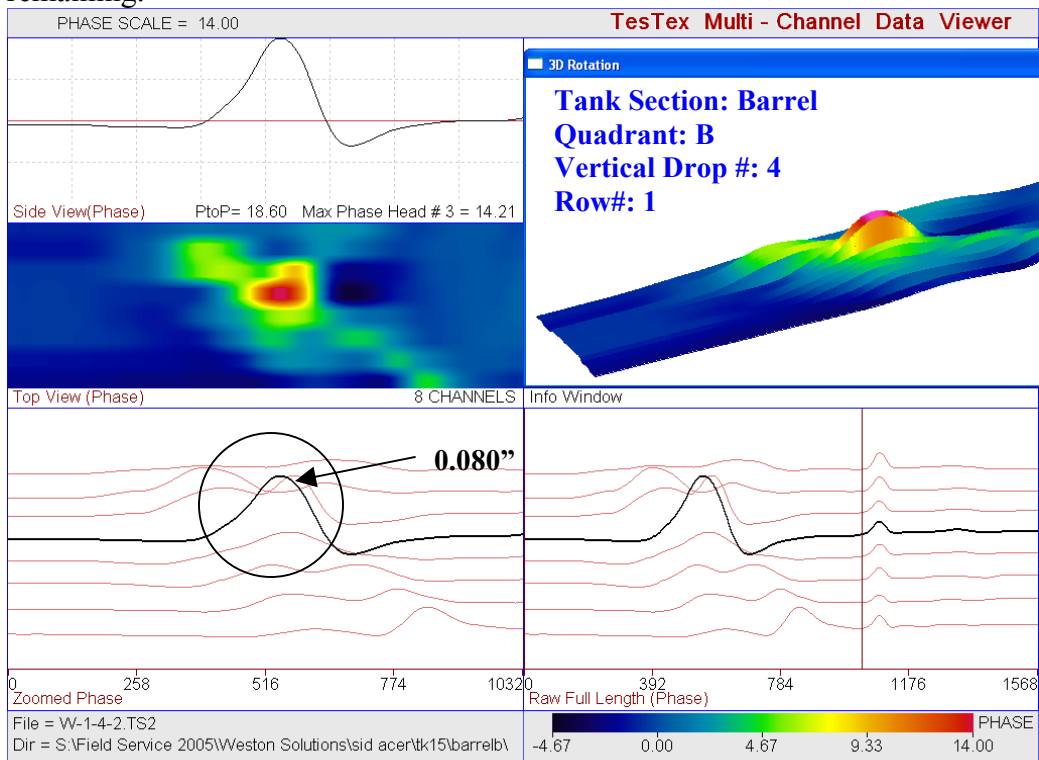


Flaw # 6 and 6A: The waveform above depicts a Hole (diameter of 1/8") and underside corrosion exhibiting 0.157" wall remaining.

APPENDIX A – SAMPLE WAVEFORMS

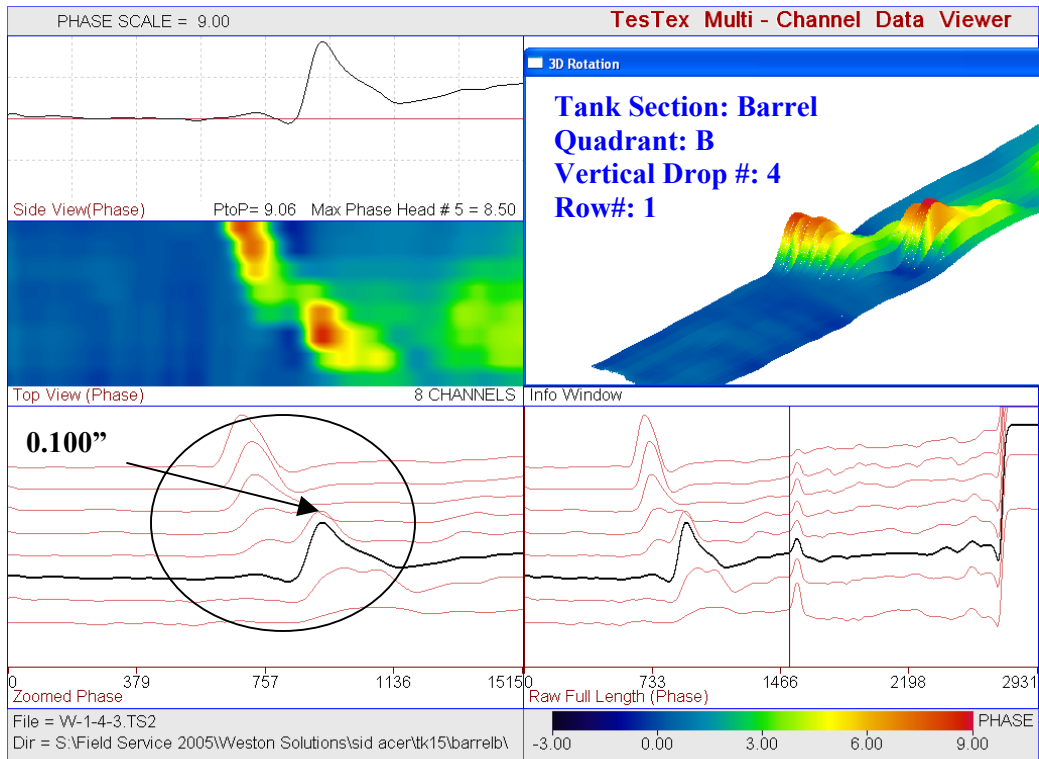


Flaw # 11: The waveform above depicts underside corrosion exhibiting 0.126" wall remaining.

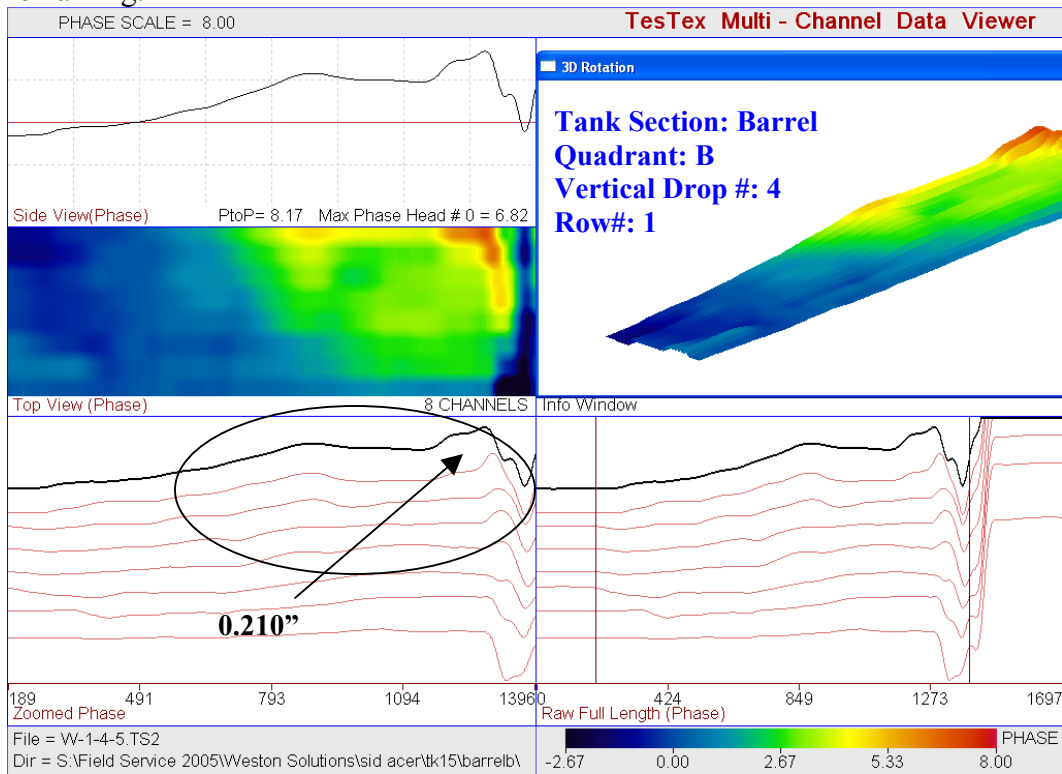


Flaw # 12: The waveform above depicts underside corrosion exhibiting 0.080" wall remaining.

APPENDIX A – SAMPLE WAVEFORMS

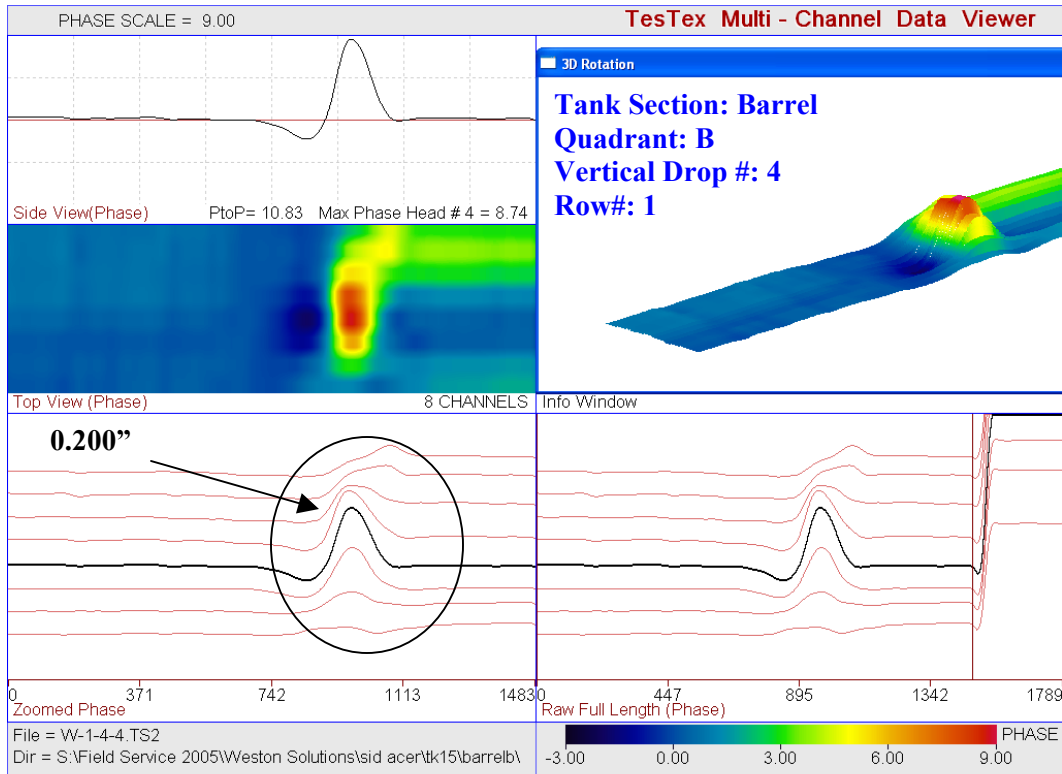


Flaw # 13: The waveform above depicts underside corrosion exhibiting 0.100" wall remaining.

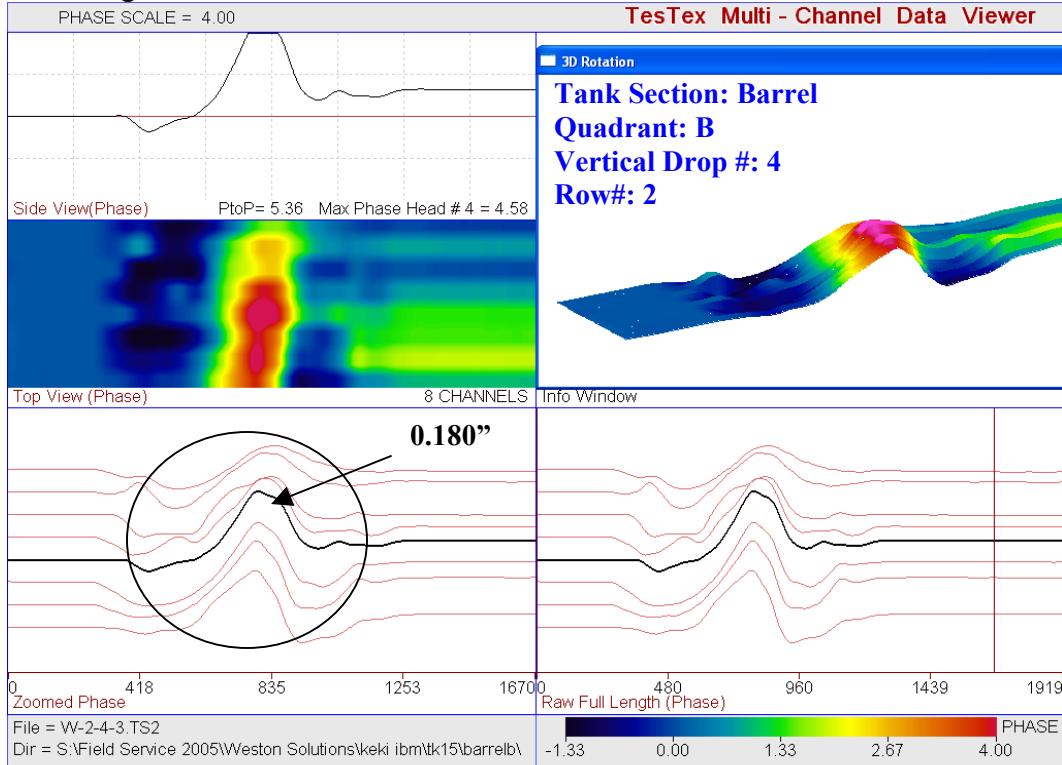


Flaw # 14: The waveform above depicts underside corrosion exhibiting 0.210" wall remaining.

APPENDIX A – SAMPLE WAVEFORMS

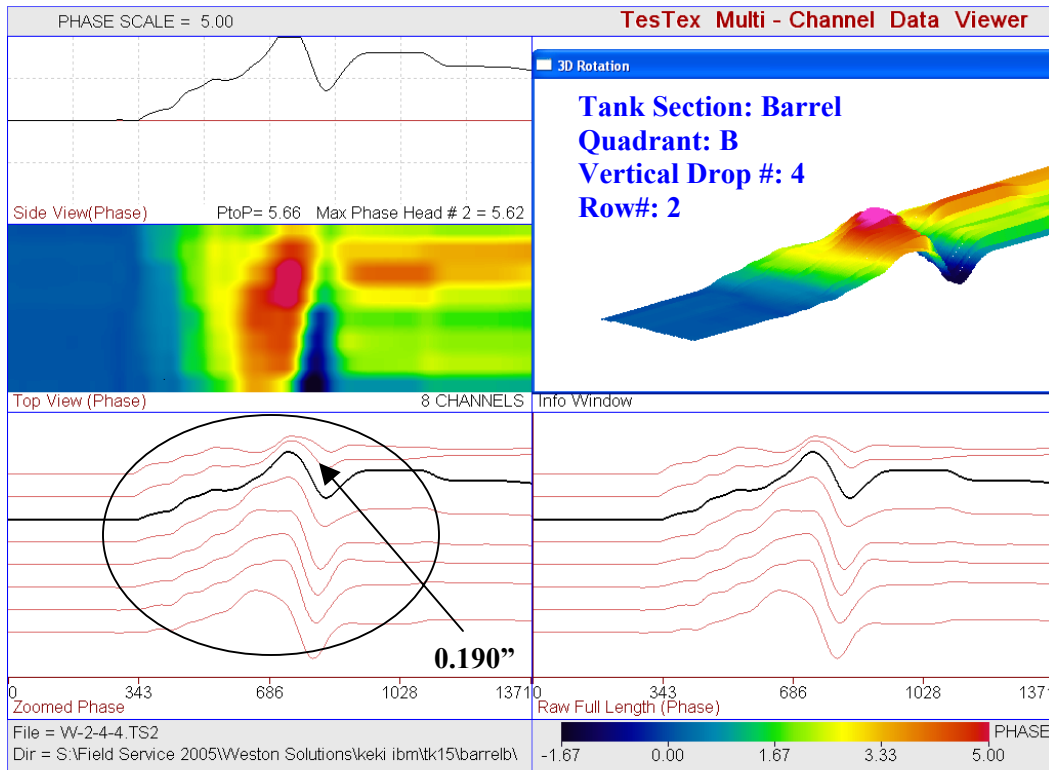


Flaw # 15: The waveform above depicts underside corrosion exhibiting 0.200" wall remaining.

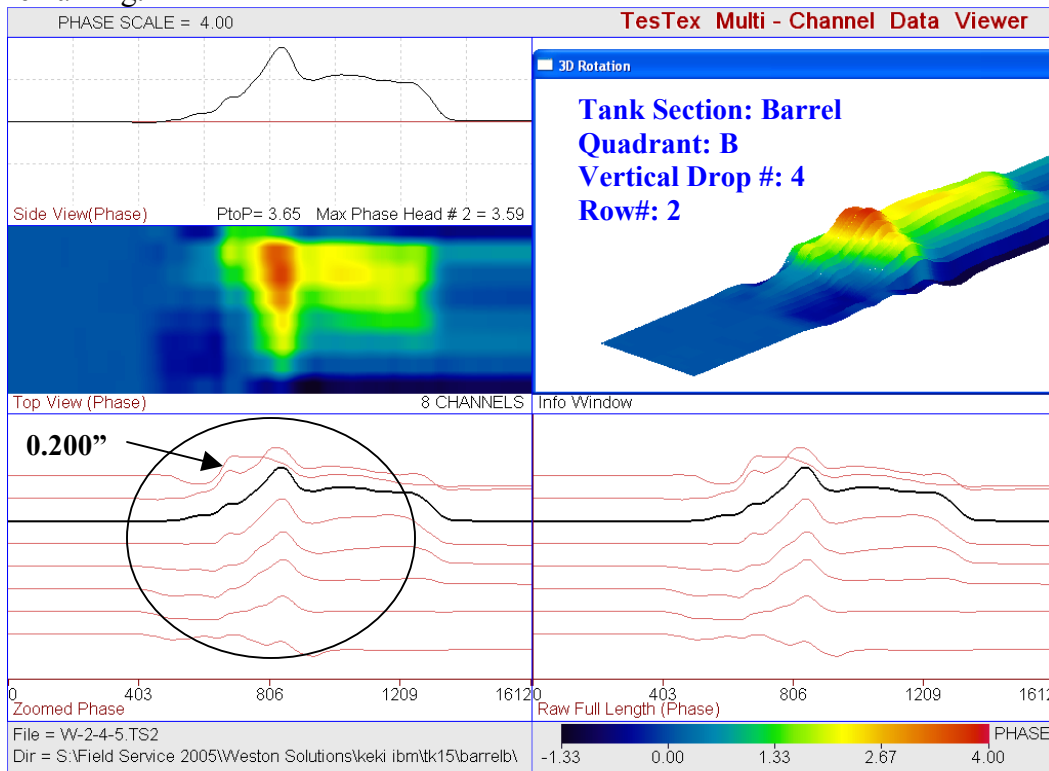


Flaw # 19: The waveform above depicts underside corrosion exhibiting 0.180" wall remaining.

APPENDIX A – SAMPLE WAVEFORMS

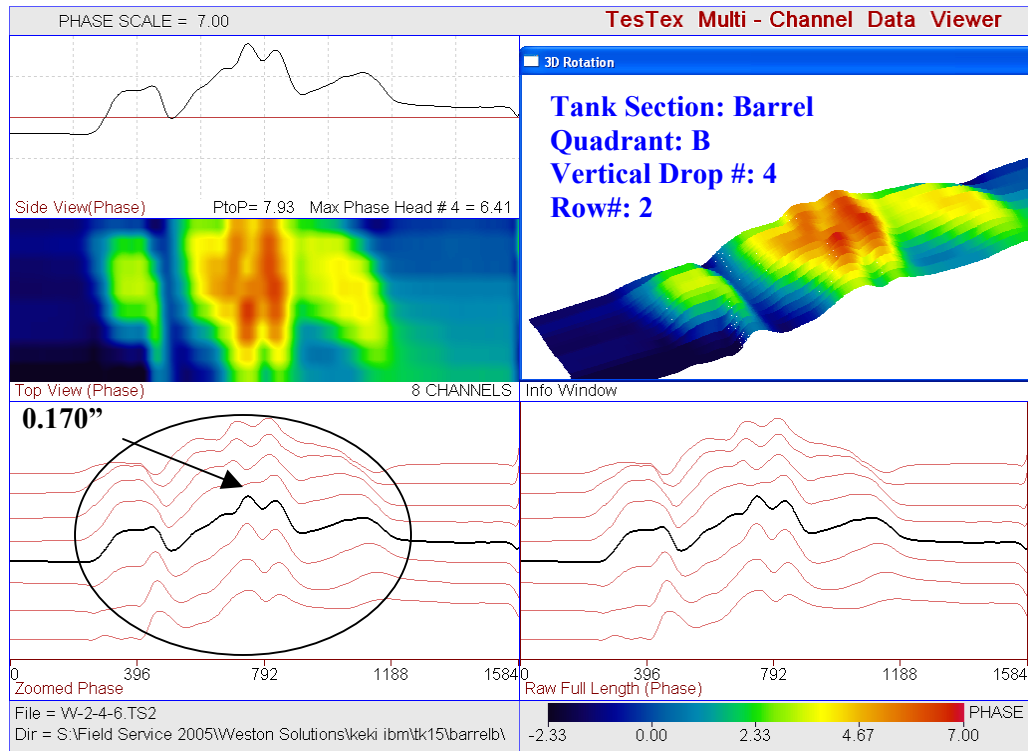


Flaw # 20: The waveform above depicts underside corrosion exhibiting 0.190" wall remaining.

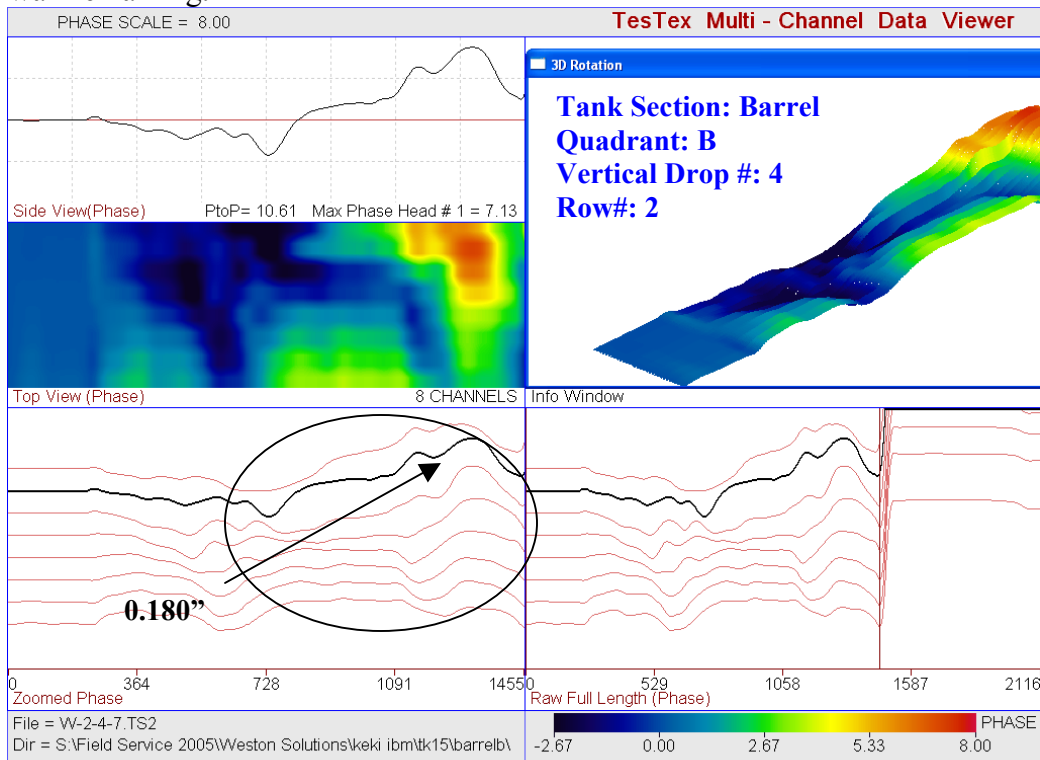


Flaw # 21: The waveform above depicts underside corrosion exhibiting 0.200" wall remaining.

APPENDIX A – SAMPLE WAVEFORMS

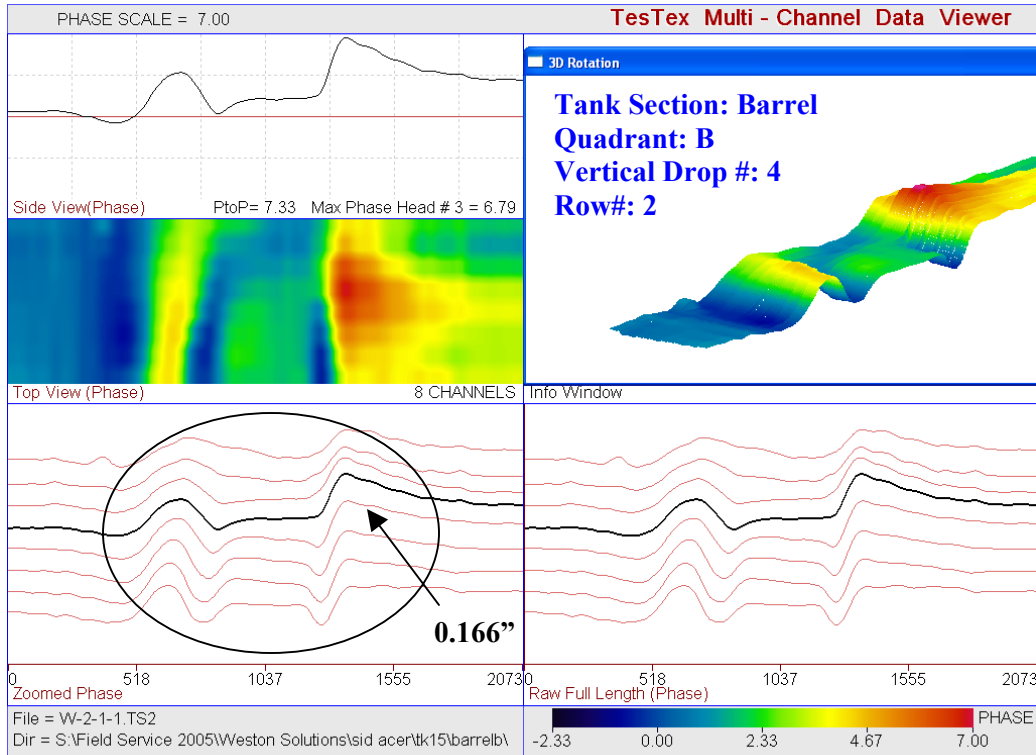


Flaw # 22: The waveform above depicts underside corrosion exhibiting 0.170" wall remaining.

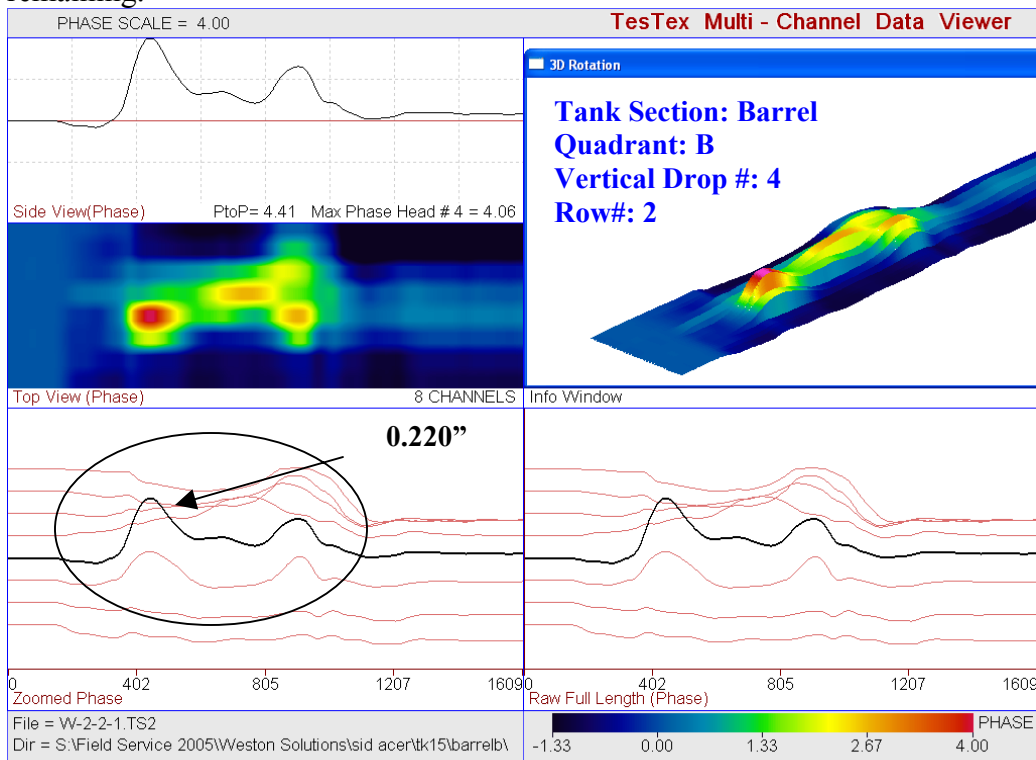


Flaw # 23: The waveform above depicts underside corrosion exhibiting 0.180" wall remaining.

APPENDIX A – SAMPLE WAVEFORMS

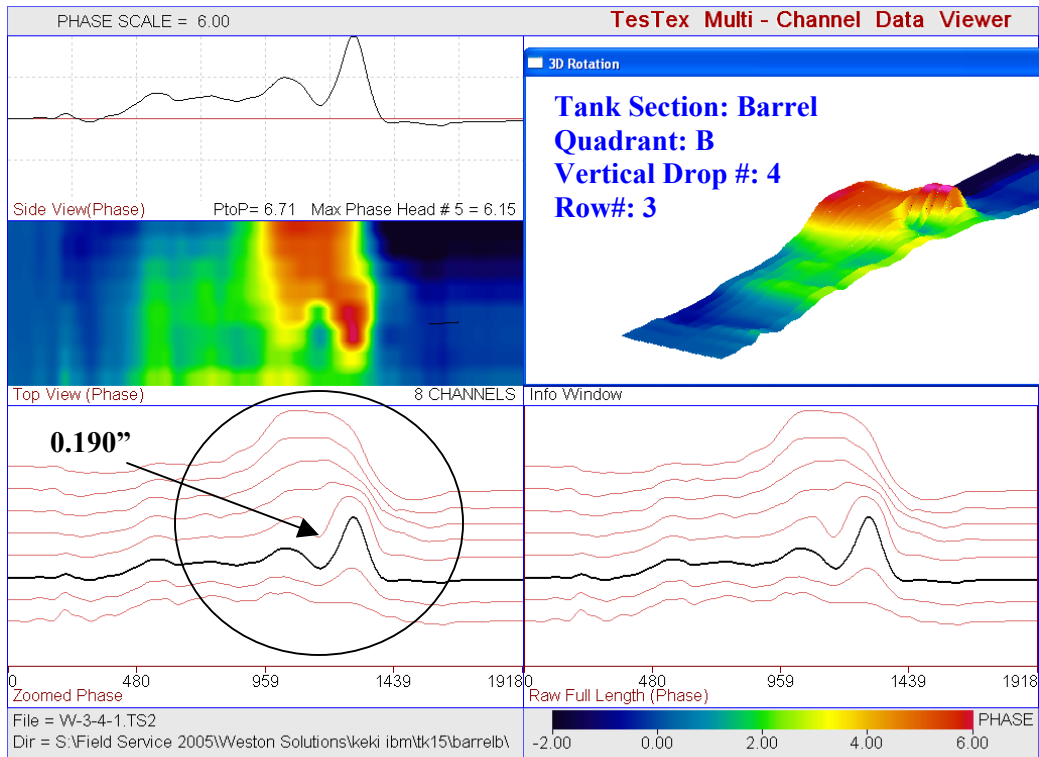


Flaw # 16: The waveform above depicts underside corrosion exhibiting 0.166" wall remaining.

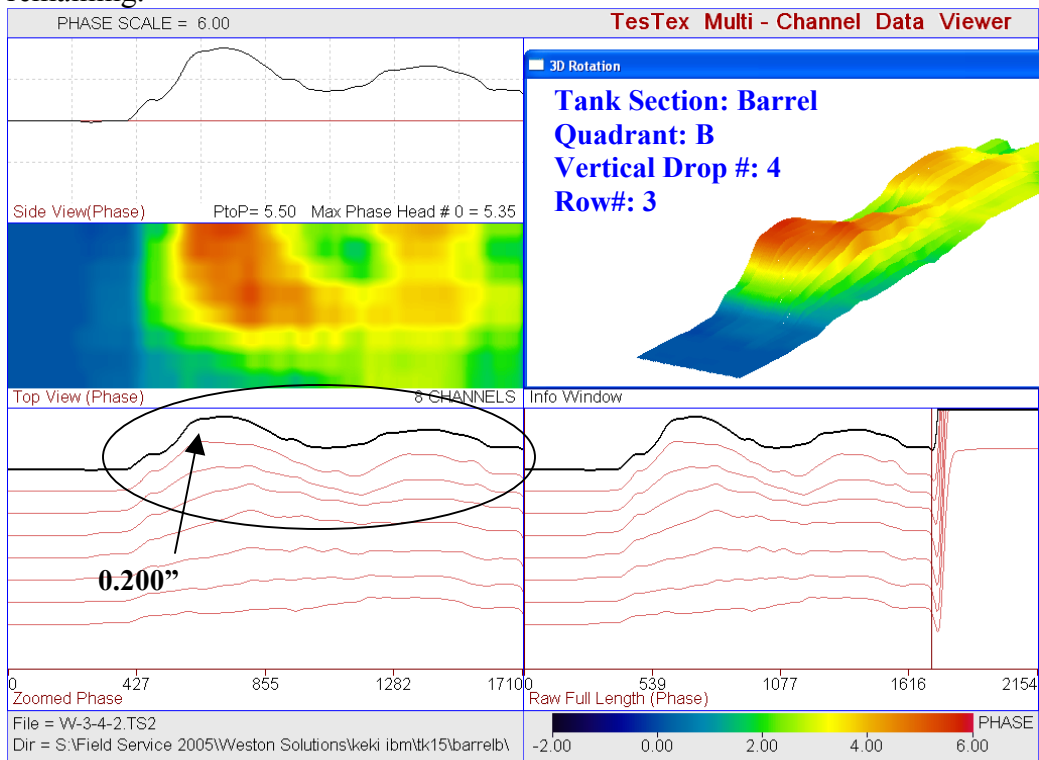


Flaw # 17: The waveform above depicts underside corrosion exhibiting 0.220" wall remaining.

APPENDIX A – SAMPLE WAVEFORMS

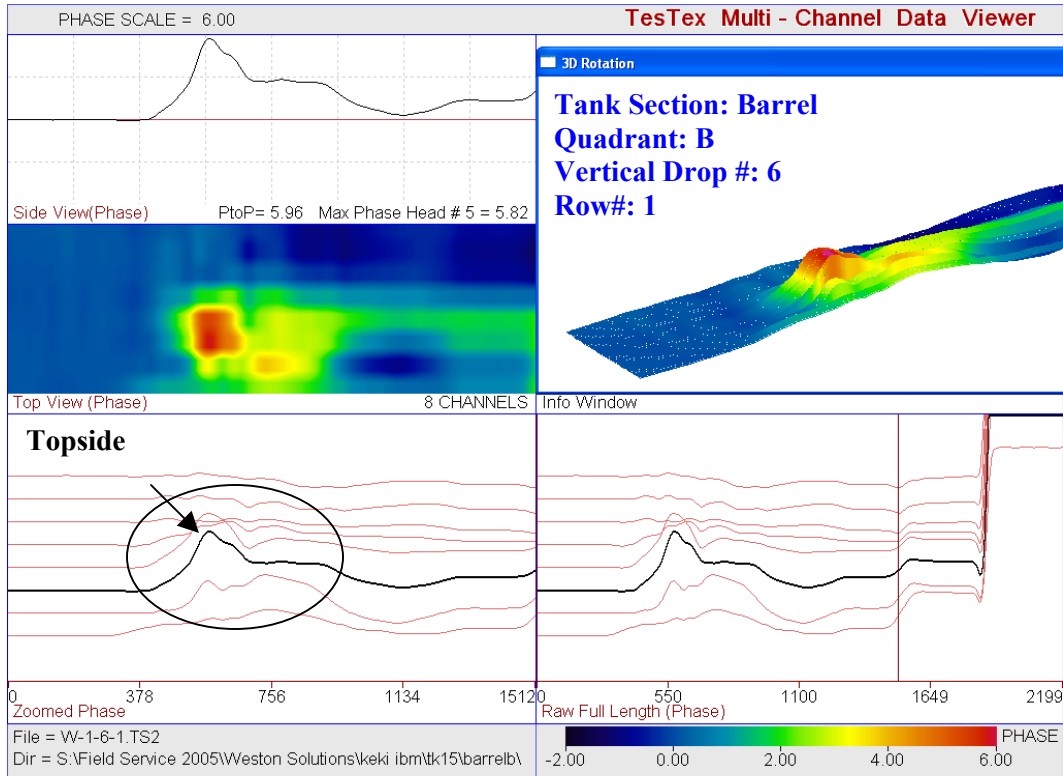


Flaw # 24: The waveform above depicts underside corrosion exhibiting 0.190" wall remaining.

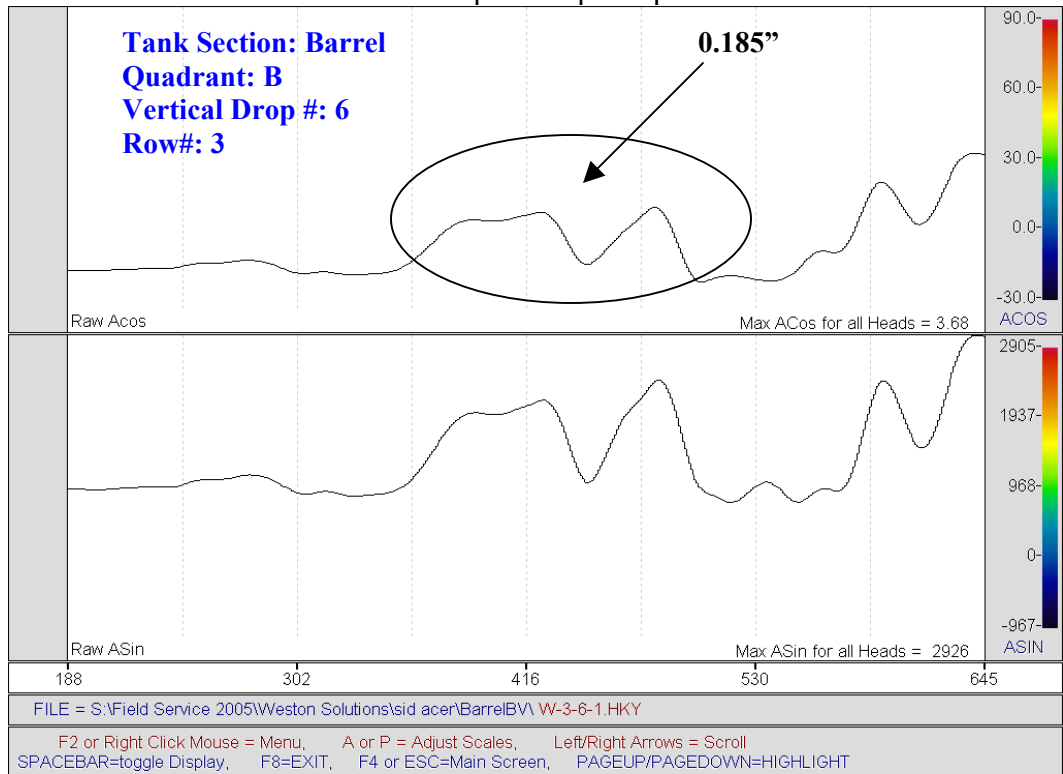


Flaw # 25: The waveform above depicts underside corrosion exhibiting 0.200" wall remaining.

APPENDIX A – SAMPLE WAVEFORMS

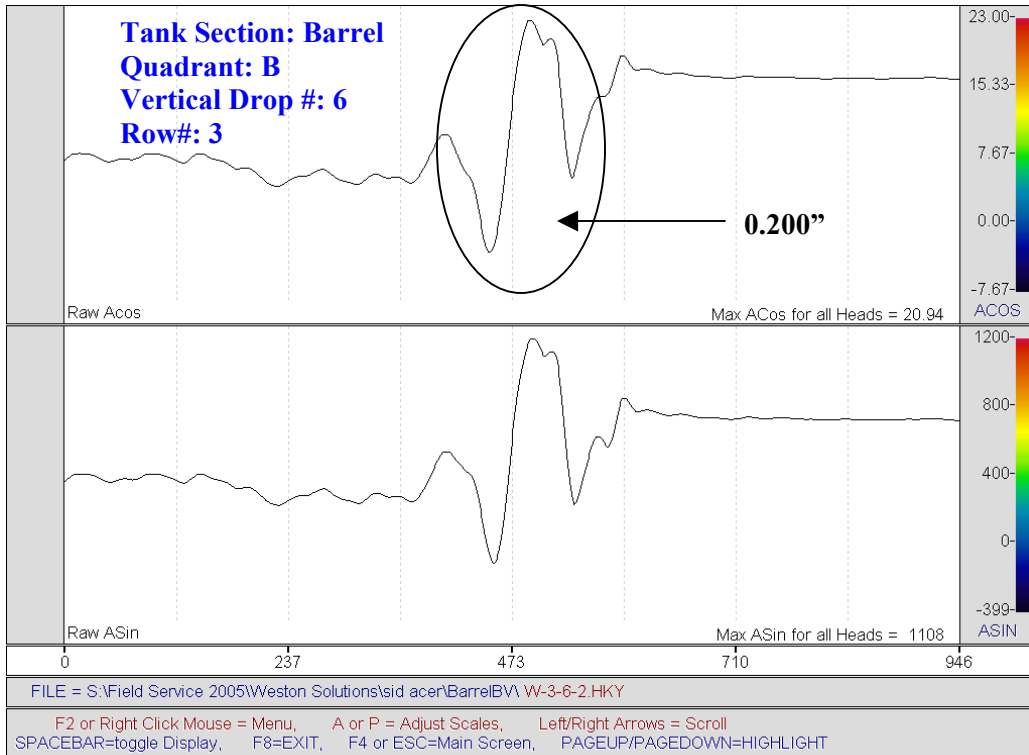


Flaw # 28: The waveform above depicts Topside pit.

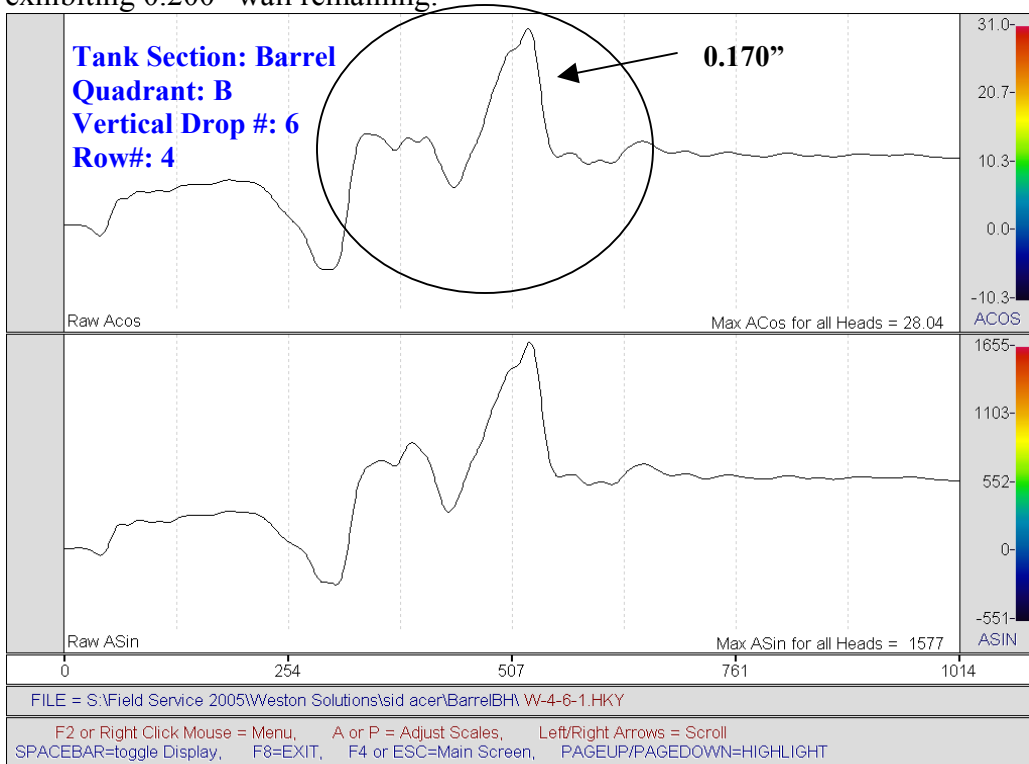


Flaw # 29: The waveform above depicts Pinhole on the vertical weld (left side) exhibiting 0.185\" wall remaining.

APPENDIX A – SAMPLE WAVEFORMS

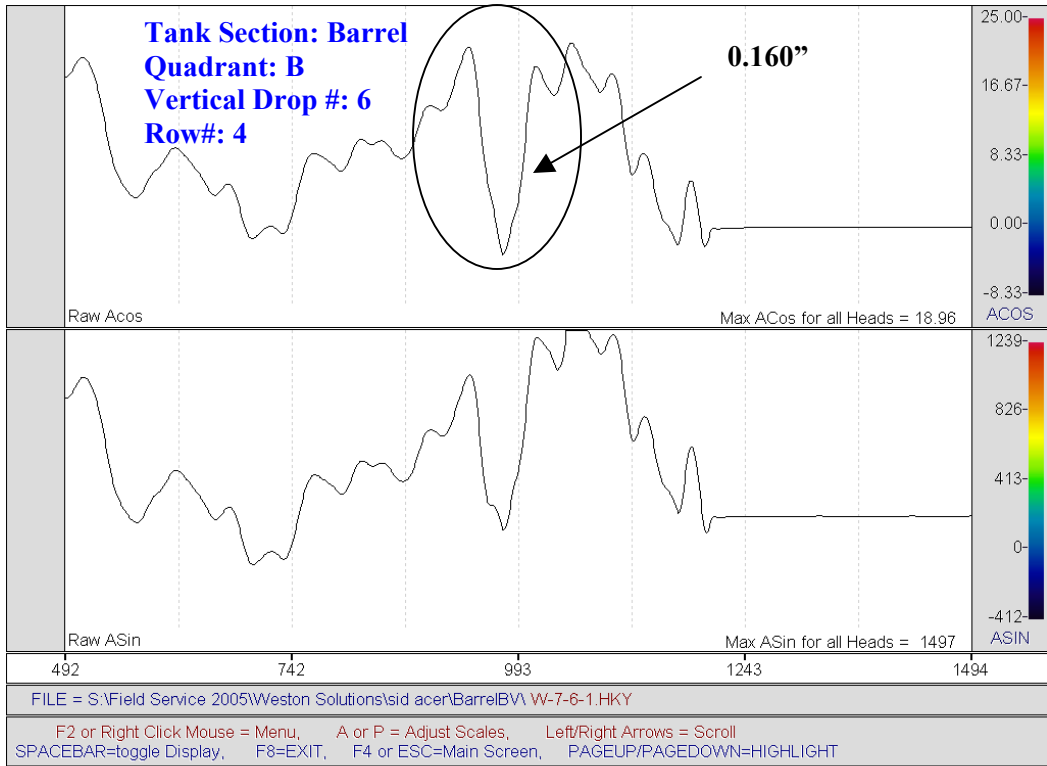


Flaw # 30: The waveform above depicts Pinhole on the vertical weld (right side) exhibiting 0.200” wall remaining.

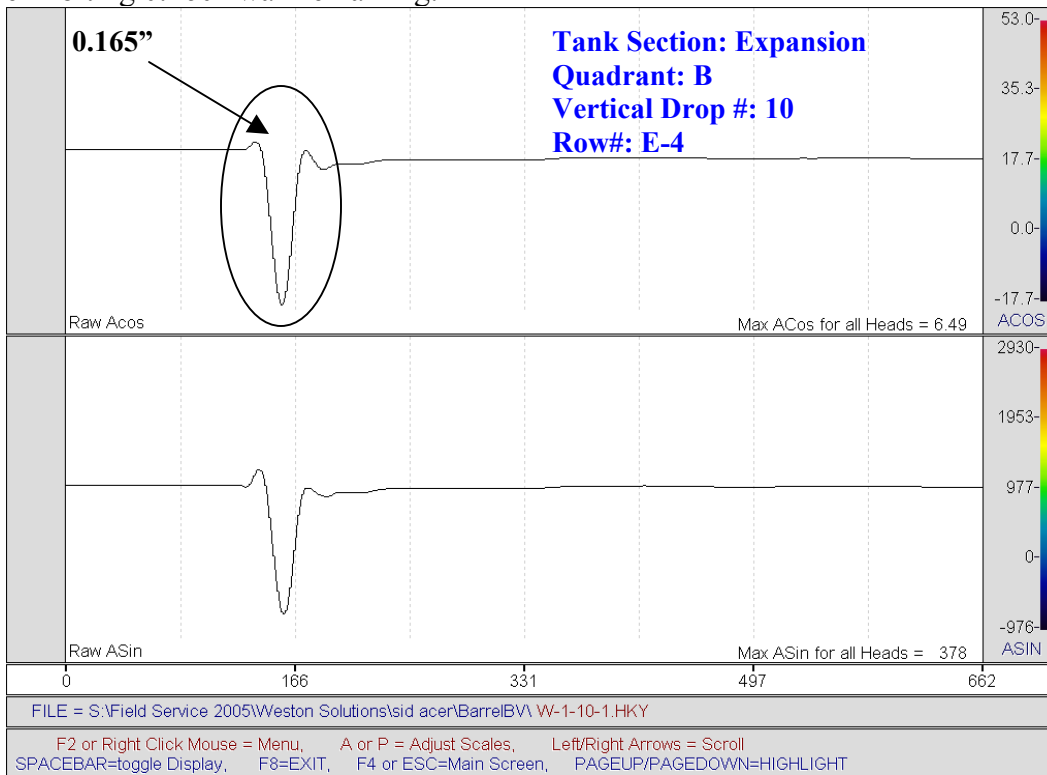


Flaw # 32: The waveform above depicts Pinhole on the horizontal weld (bottom side) exhibiting 0.170” wall remaining.

APPENDIX A – SAMPLE WAVEFORMS

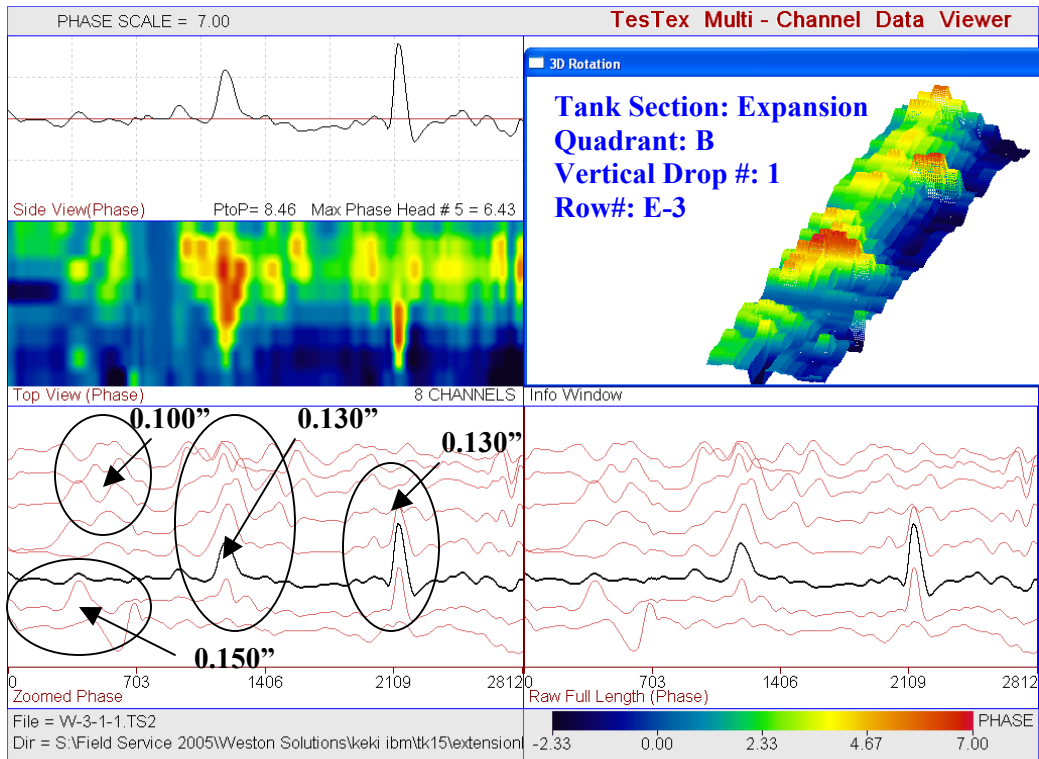


Flaw # 31: The waveform above depicts Pinhole on the vertical weld (right side) exhibiting 0.160” wall remaining.

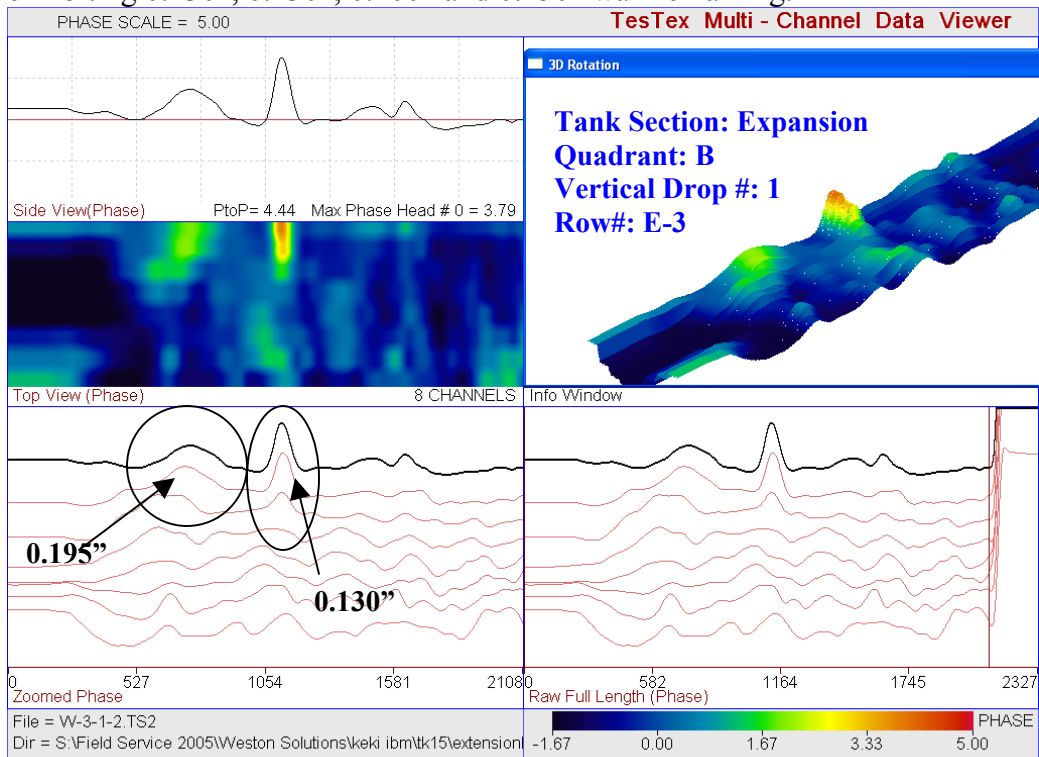


Flaw # 51: The waveform above depicts Pinhole on the vertical weld (left side) exhibiting 0.165” wall remaining.

APPENDIX A – SAMPLE WAVEFORMS

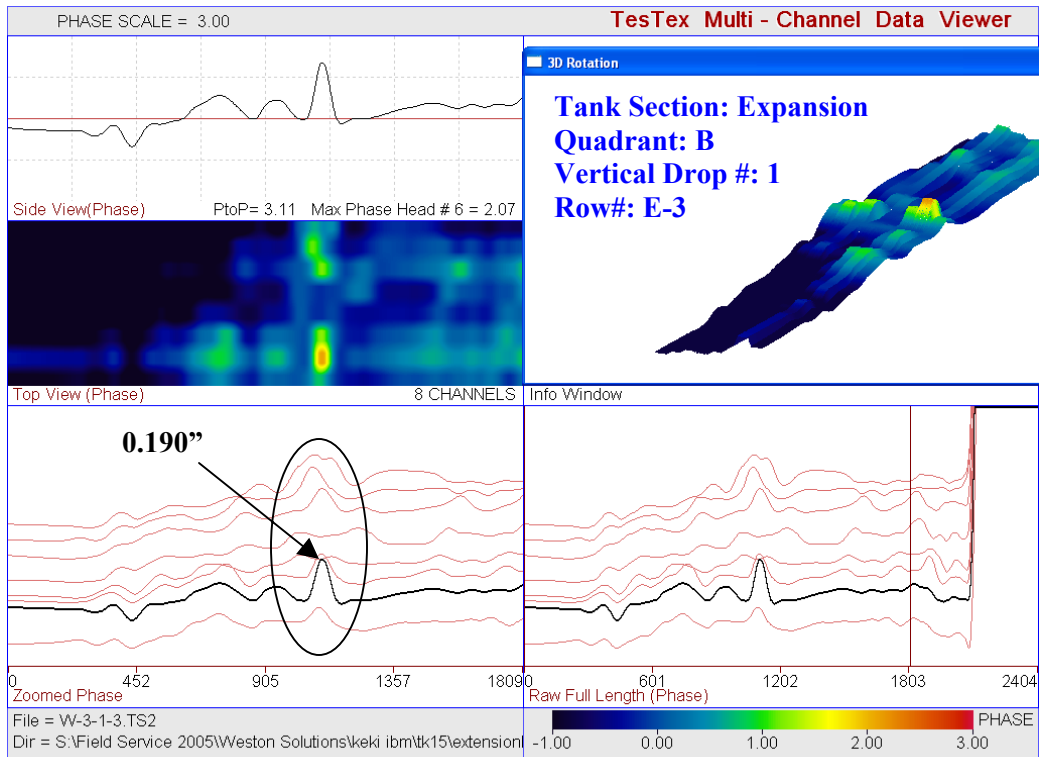


Flaw # 97, 98, 99 and 100: The waveform above depicts underside corrosion exhibiting 0.130", 0.130", 0.100" and 0.150" wall remaining.

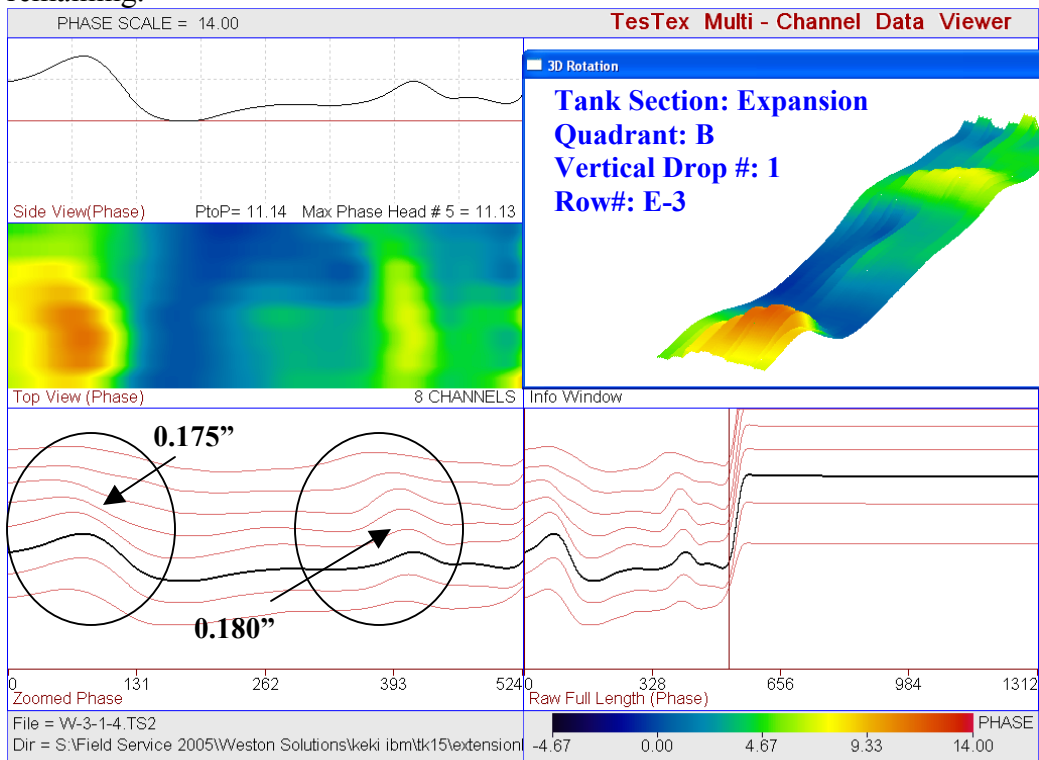


Flaw # 101 and 102: The waveform above depicts underside corrosion exhibiting 0.195" and 0.130" wall remaining.

APPENDIX A – SAMPLE WAVEFORMS

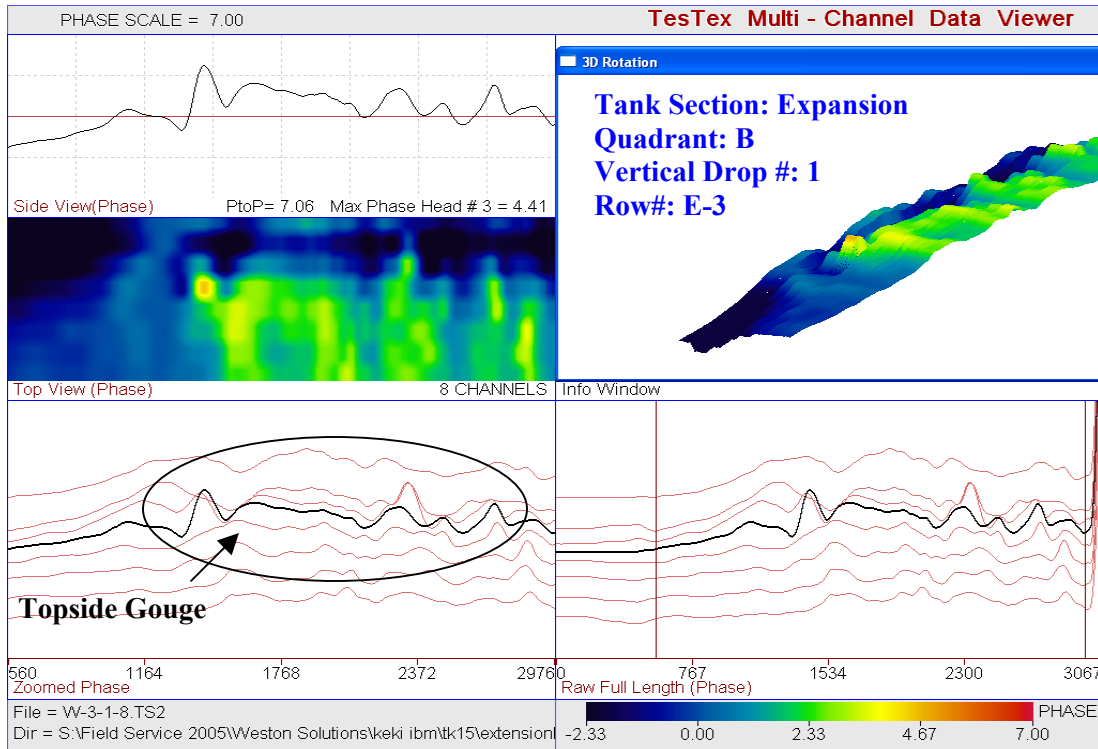


Flaw # 103: The waveform above depicts underside corrosion exhibiting 0.190" wall remaining.

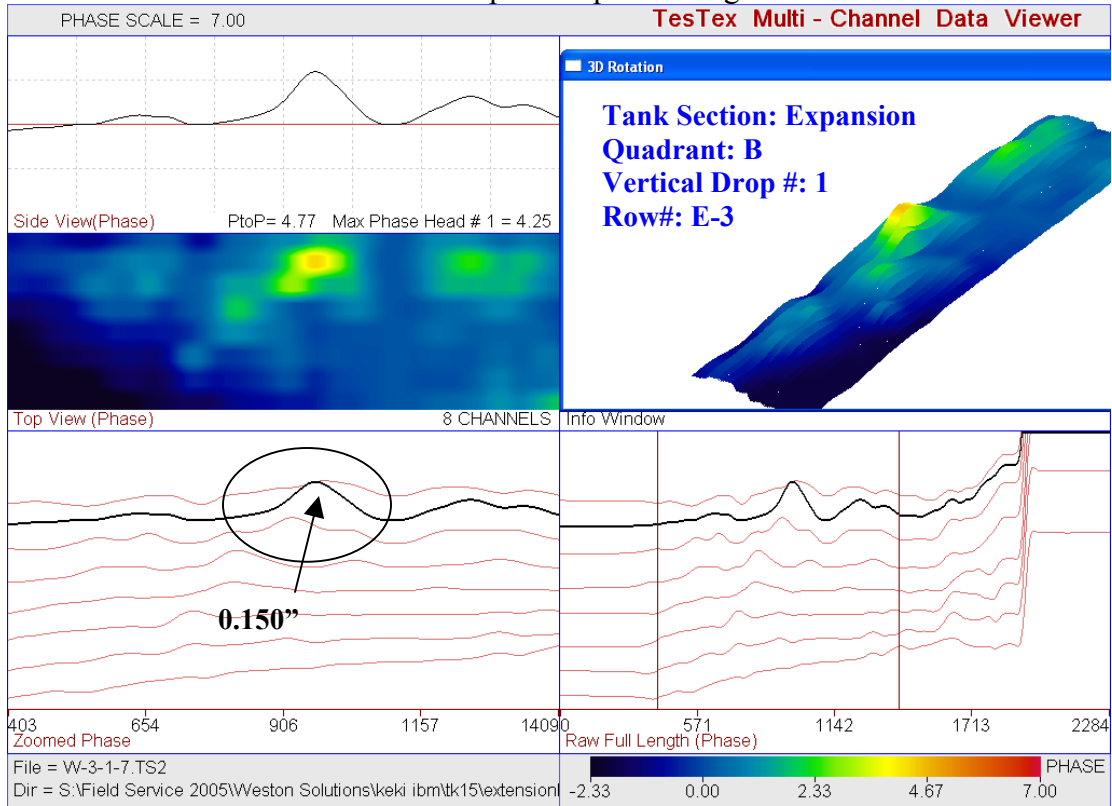


Flaw # 104 and 105: The waveform above depicts underside corrosion exhibiting 0.175" and 0.180" wall remaining.

APPENDIX A – SAMPLE WAVEFORMS

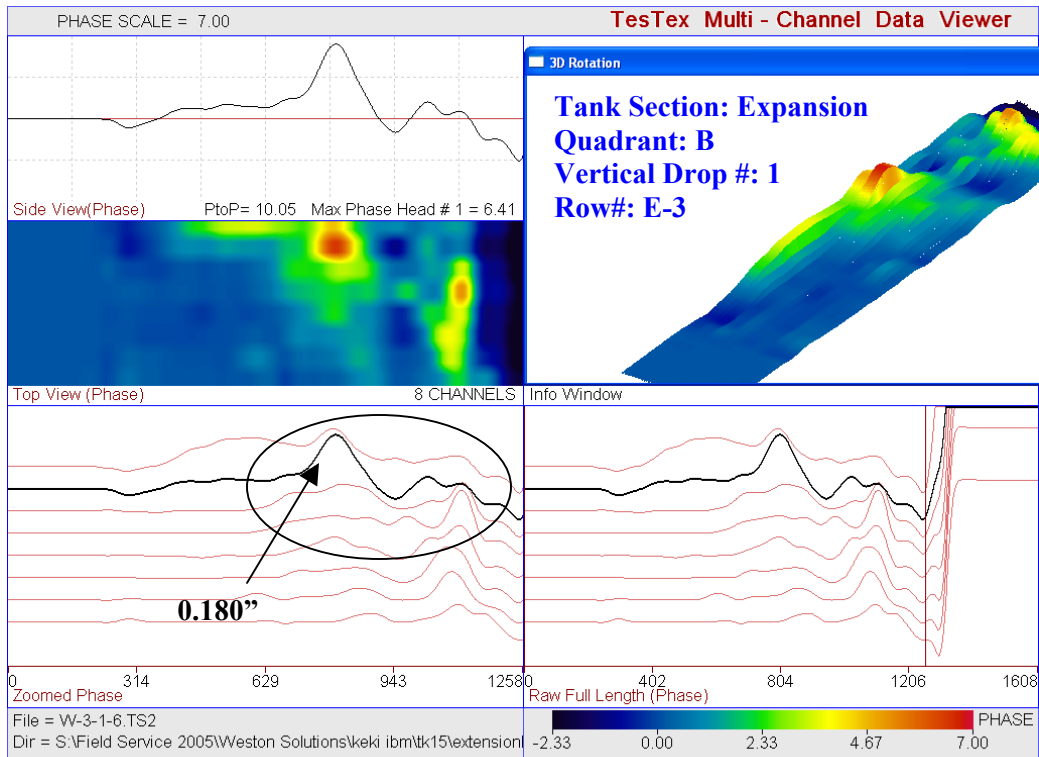


Flaw # 106: The waveform above depicts Topside Gouge.

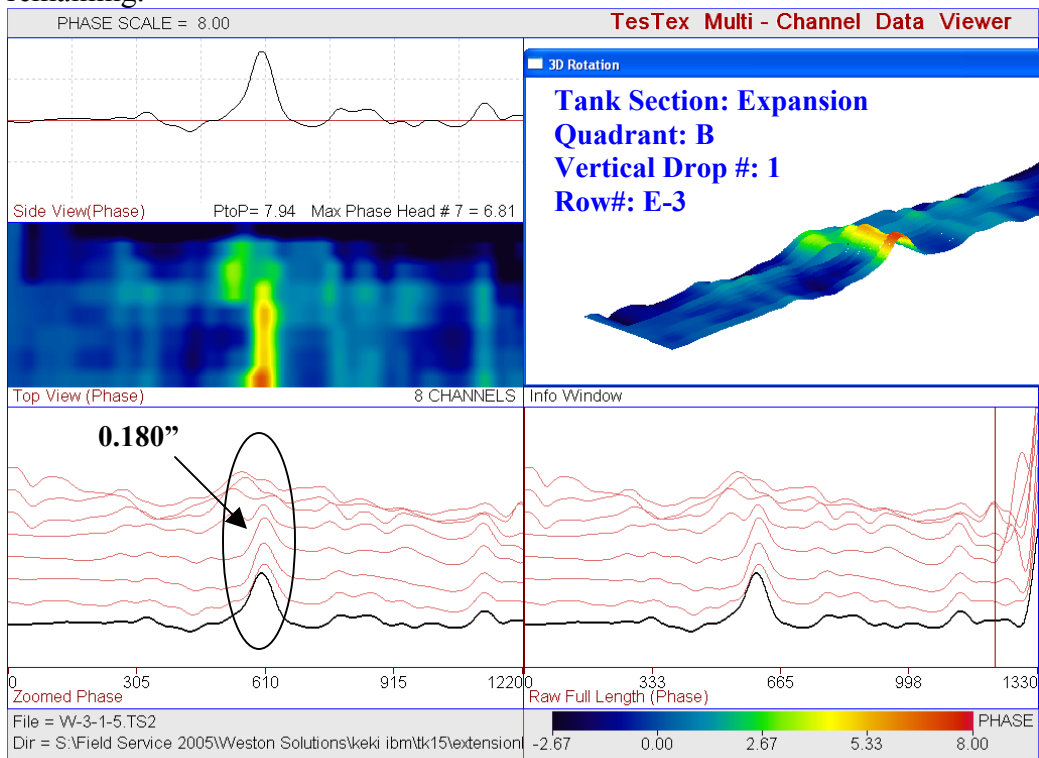


Flaw # 108: The waveform above depicts underside corrosion exhibiting 0.150" wall remaining.

APPENDIX A – SAMPLE WAVEFORMS

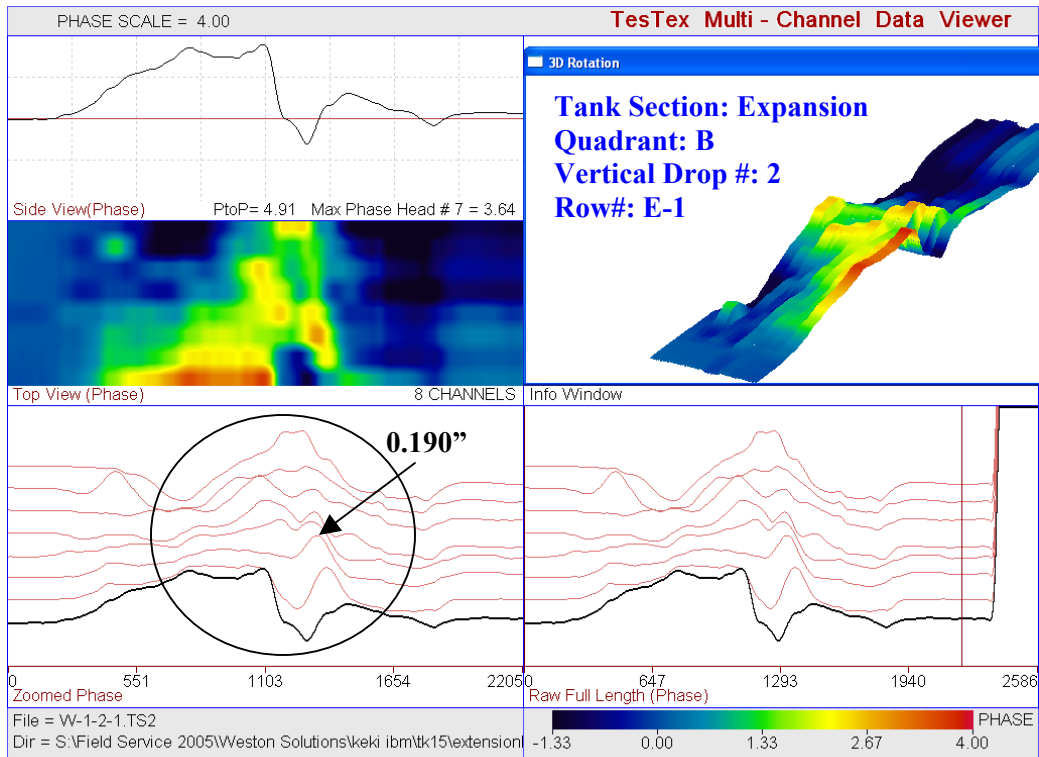


Flaw # 107: The waveform above depicts underside corrosion exhibiting 0.180" wall remaining.

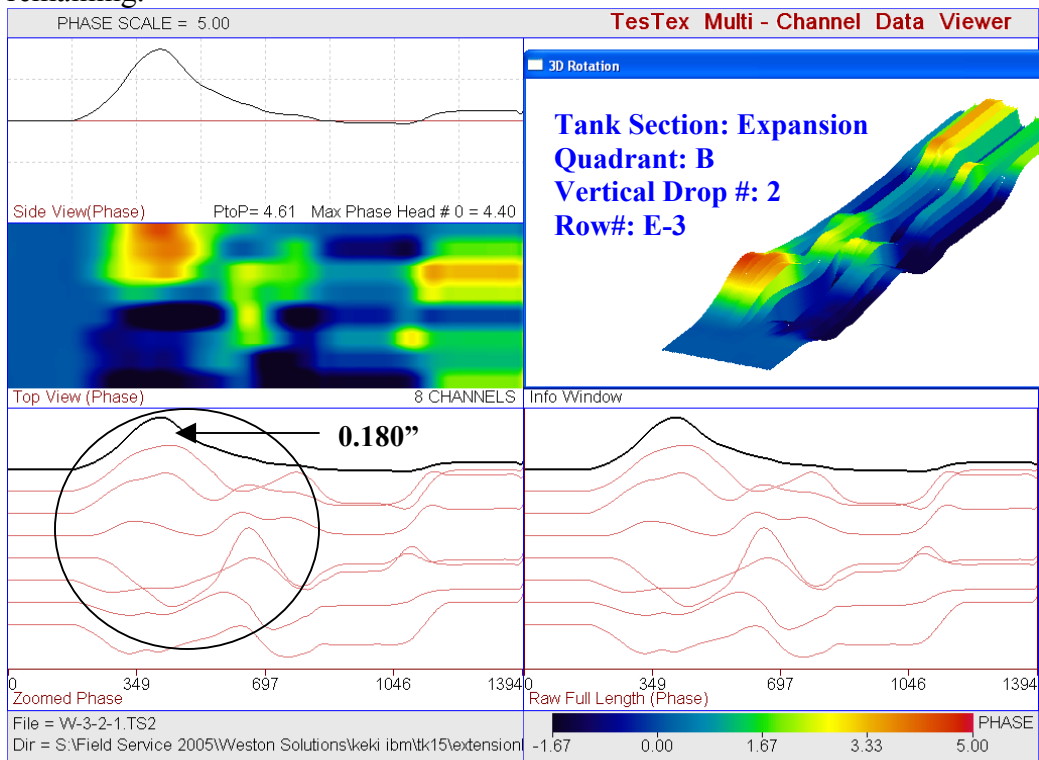


Flaw # 109: The waveform above depicts underside corrosion exhibiting 0.180" wall remaining.

APPENDIX A – SAMPLE WAVEFORMS

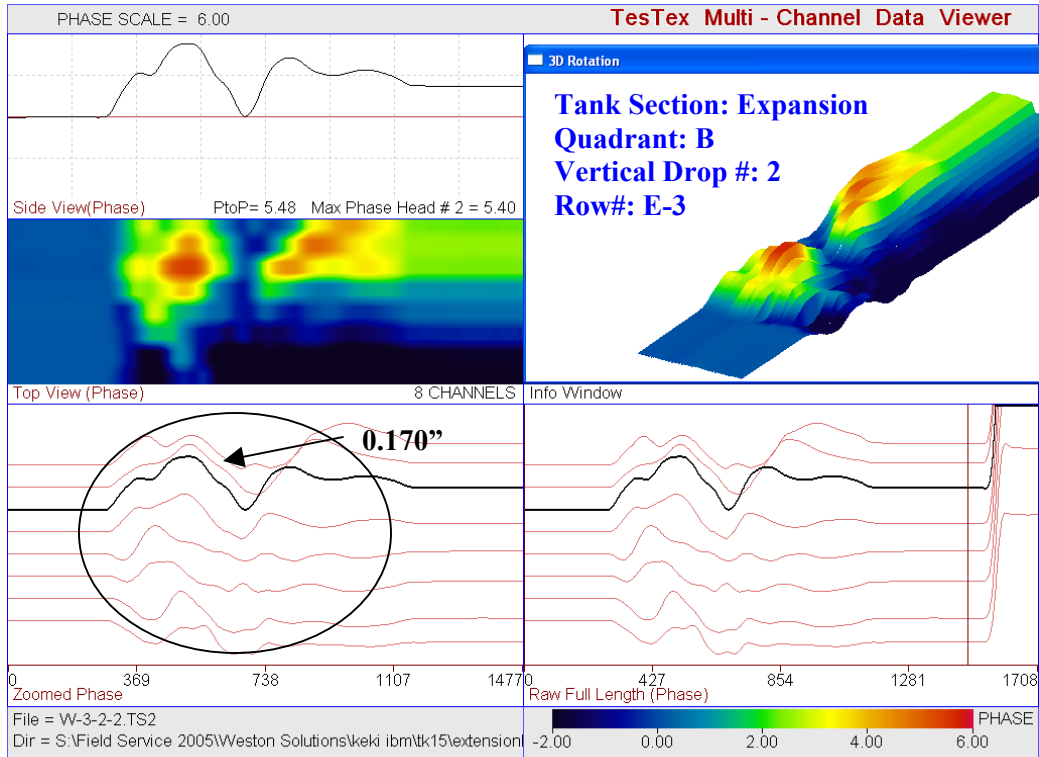


Flaw # 120: The waveform above depicts underside corrosion exhibiting 0.190" wall remaining.

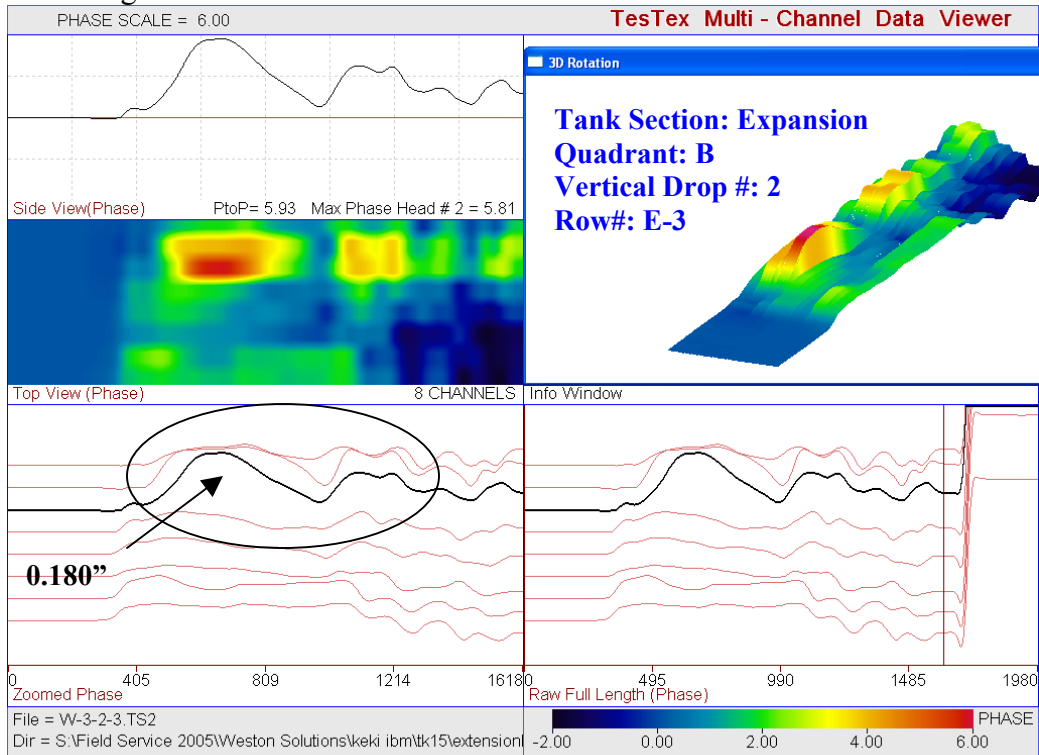


Flaw # 121: The waveform above depicts underside corrosion exhibiting 0.180" wall remaining.

APPENDIX A – SAMPLE WAVEFORMS

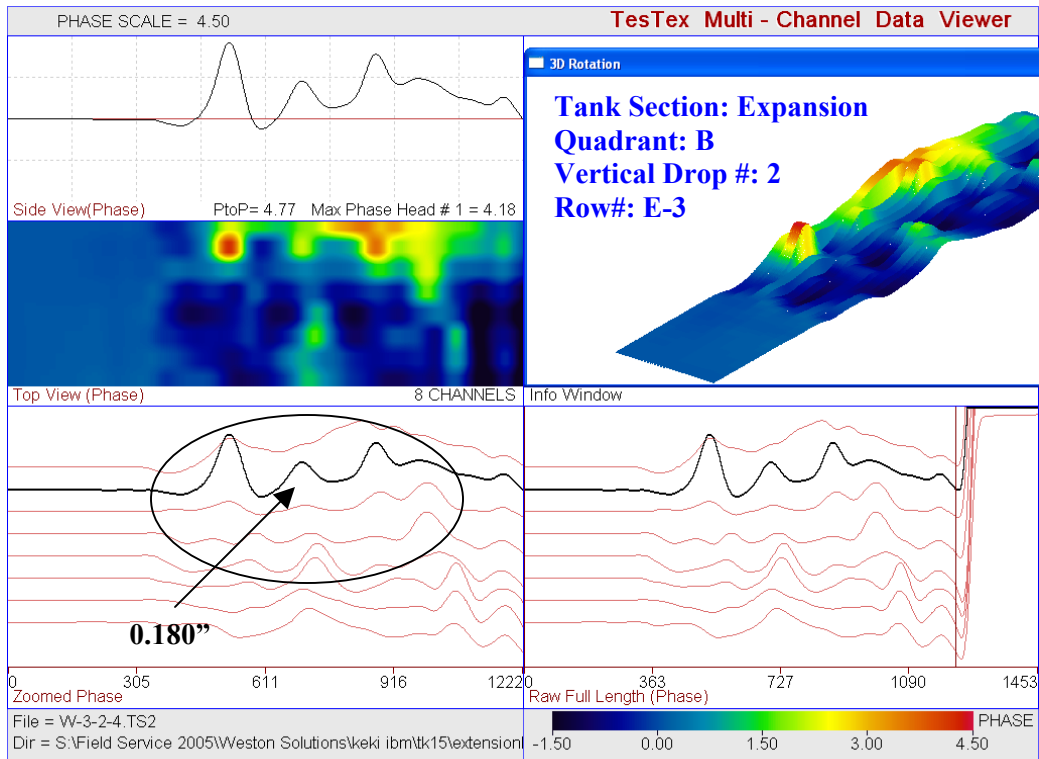


Flaw # 122: The waveform above depicts underside corrosion exhibiting 0.170" wall remaining.

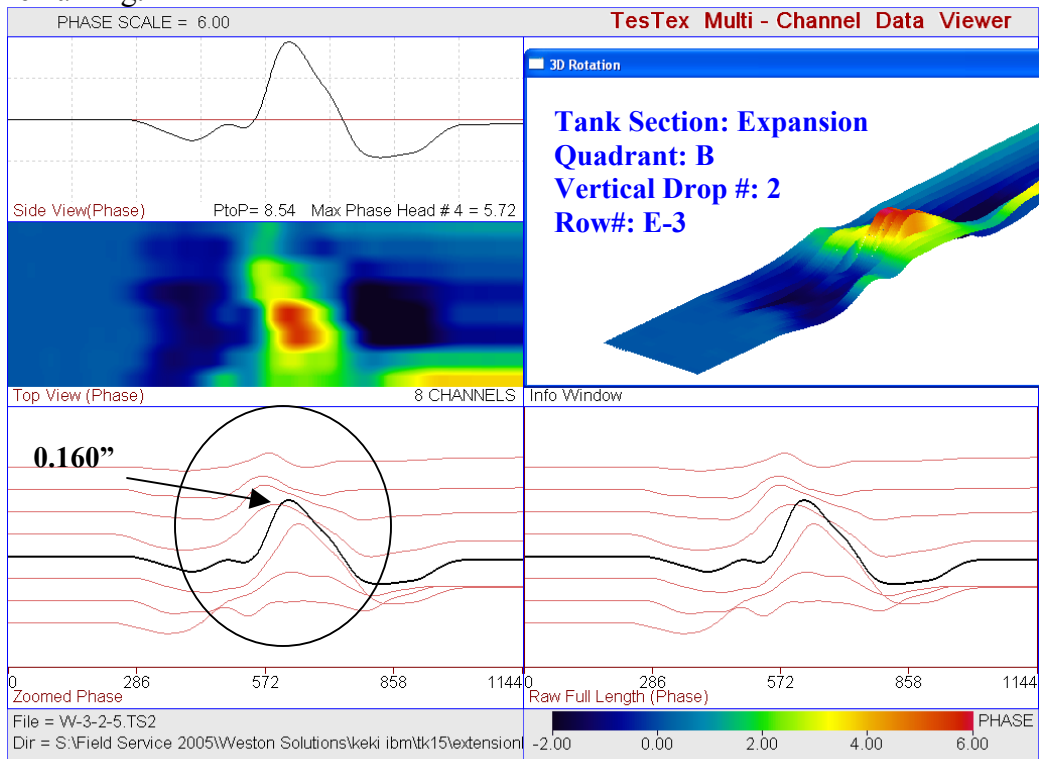


Flaw # 123: The waveform above depicts underside corrosion exhibiting 0.180" wall remaining.

APPENDIX A – SAMPLE WAVEFORMS

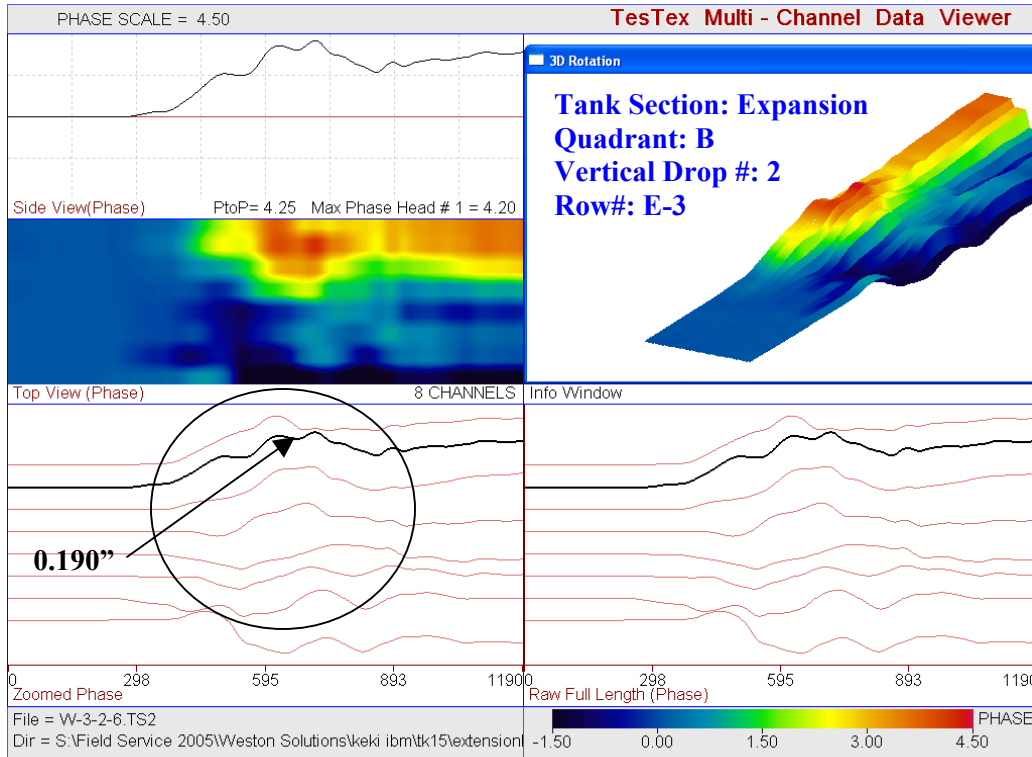


Flaw # 124: The waveform above depicts underside corrosion exhibiting 0.180" wall remaining.

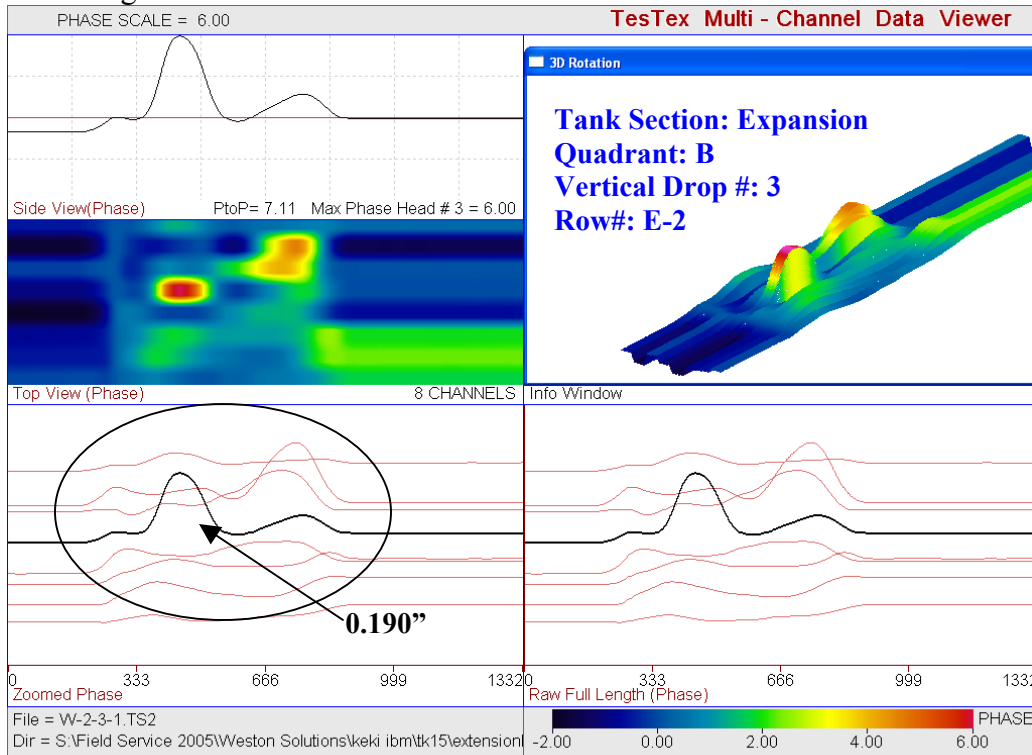


Flaw # 125: The waveform above depicts underside corrosion exhibiting 0.160" wall remaining.

APPENDIX A – SAMPLE WAVEFORMS

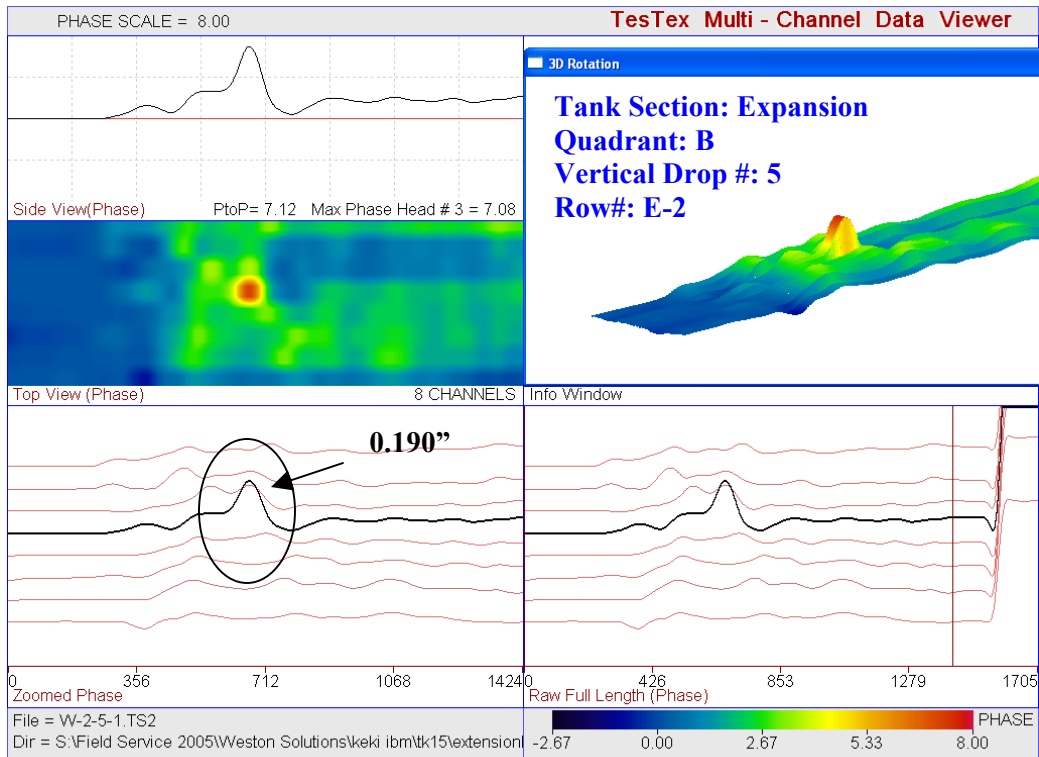


Flaw # 126: The waveform above depicts underside corrosion exhibiting 0.190" wall remaining.

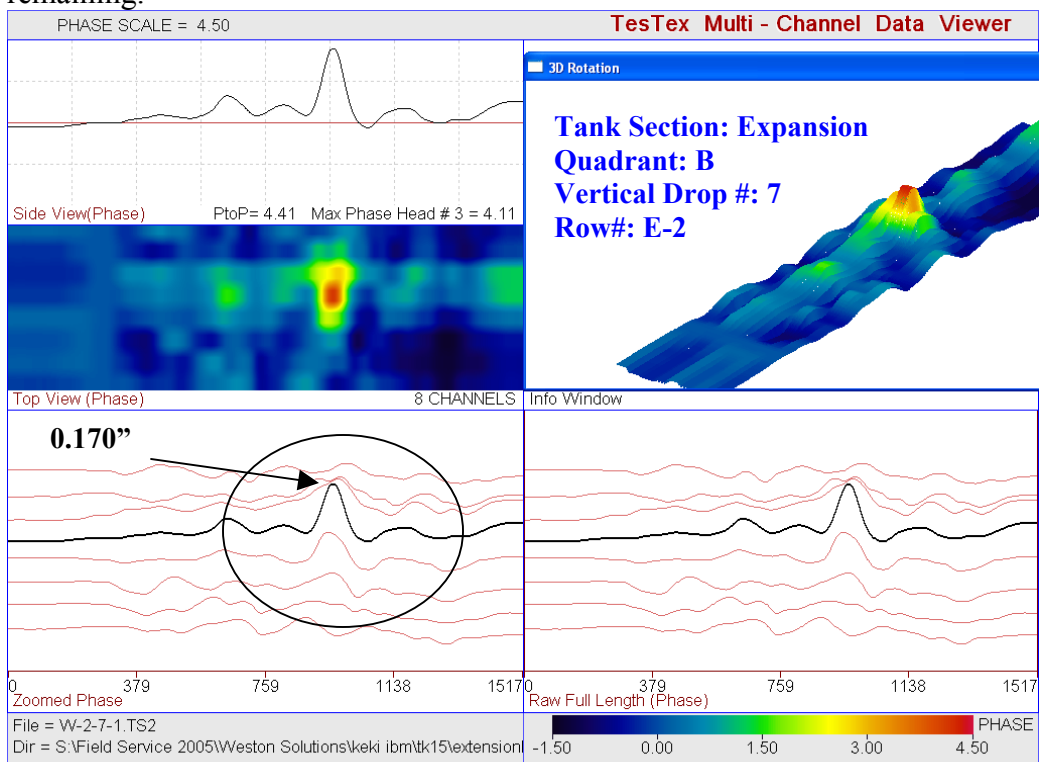


Flaw # 127: The waveform above depicts underside corrosion exhibiting 0.190" wall remaining.

APPENDIX A – SAMPLE WAVEFORMS

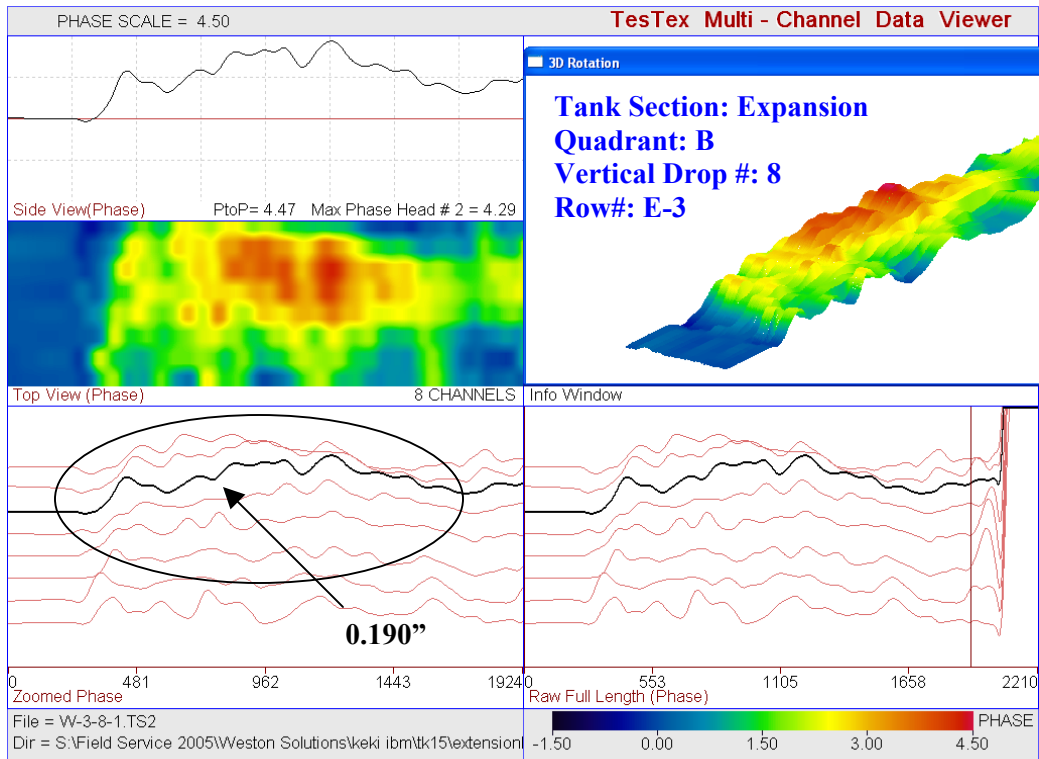


Flaw # 128: The waveform above depicts underside corrosion exhibiting 0.190" wall remaining.

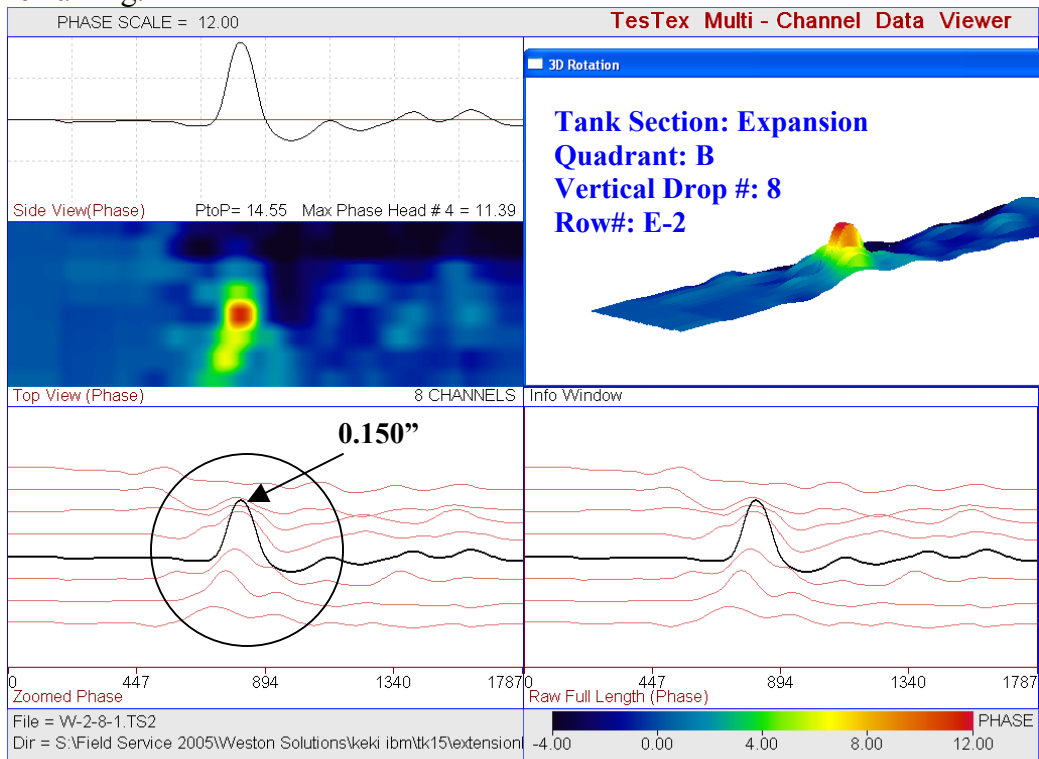


Flaw # 129: The waveform above depicts underside corrosion exhibiting 0.170" wall remaining.

APPENDIX A – SAMPLE WAVEFORMS

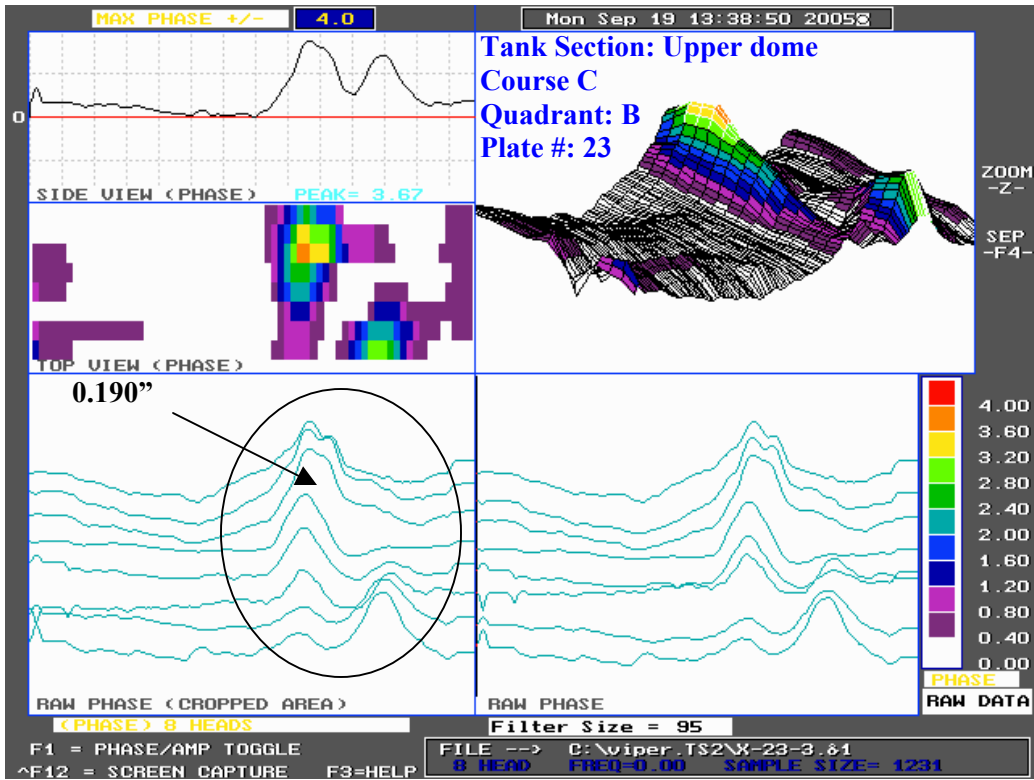


Flaw # 130: The waveform above depicts underside corrosion exhibiting 0.190" wall remaining.

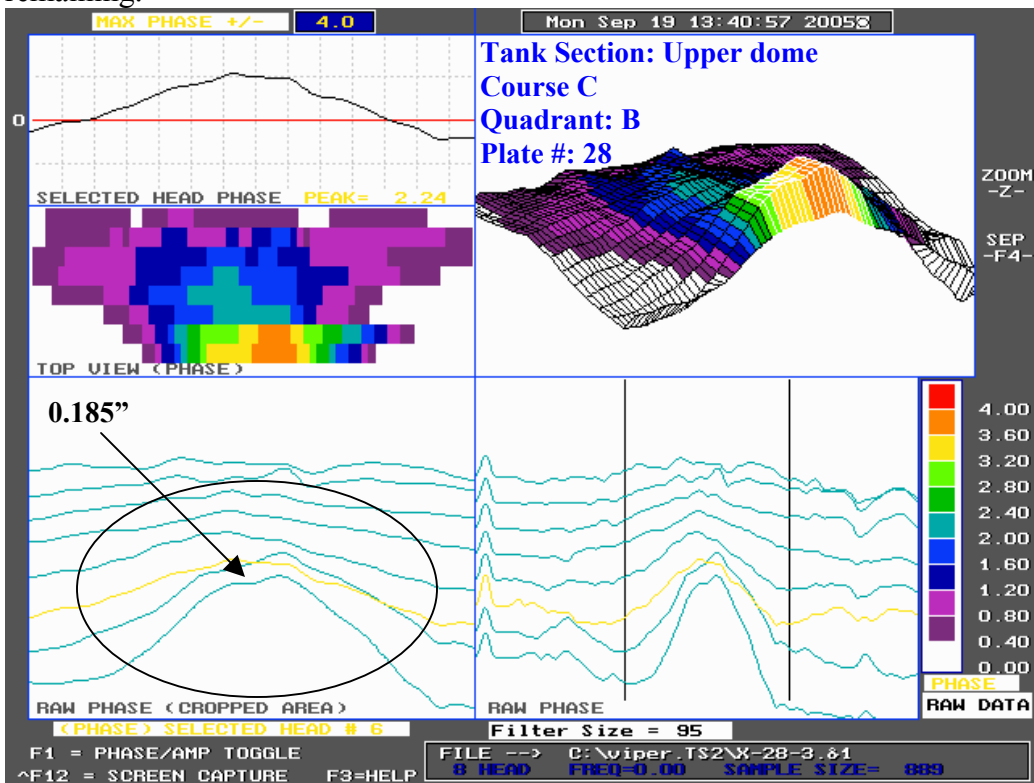


Flaw # 131: The waveform above depicts underside corrosion exhibiting 0.150" wall remaining.

APPENDIX A – SAMPLE WAVEFORMS

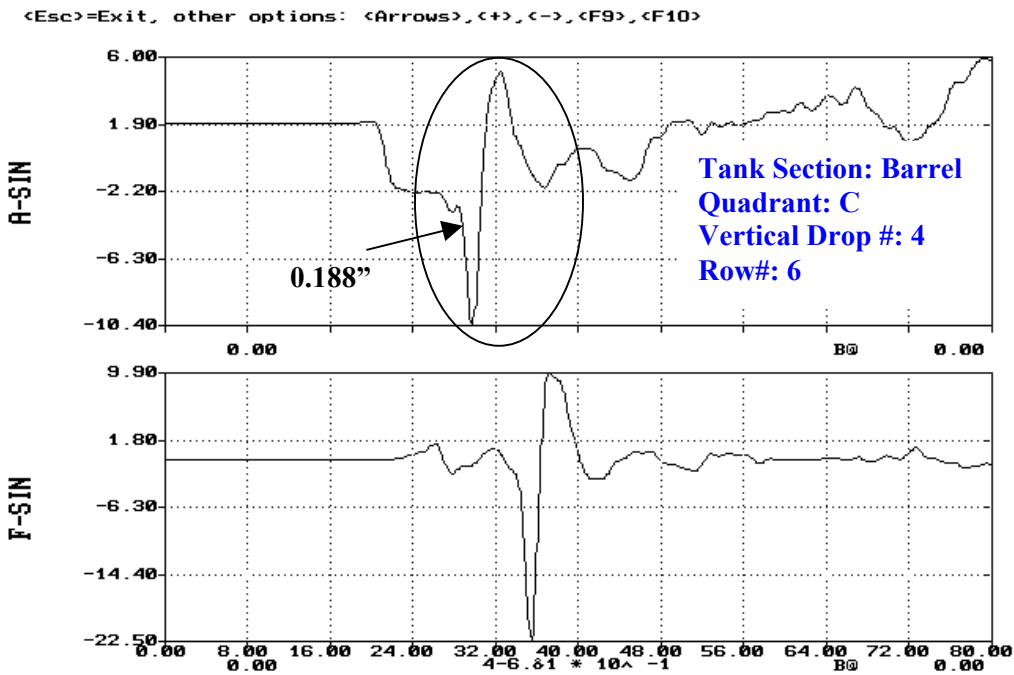


Flaw # 161: The waveform above depicts underside corrosion exhibiting 0.190" wall remaining.

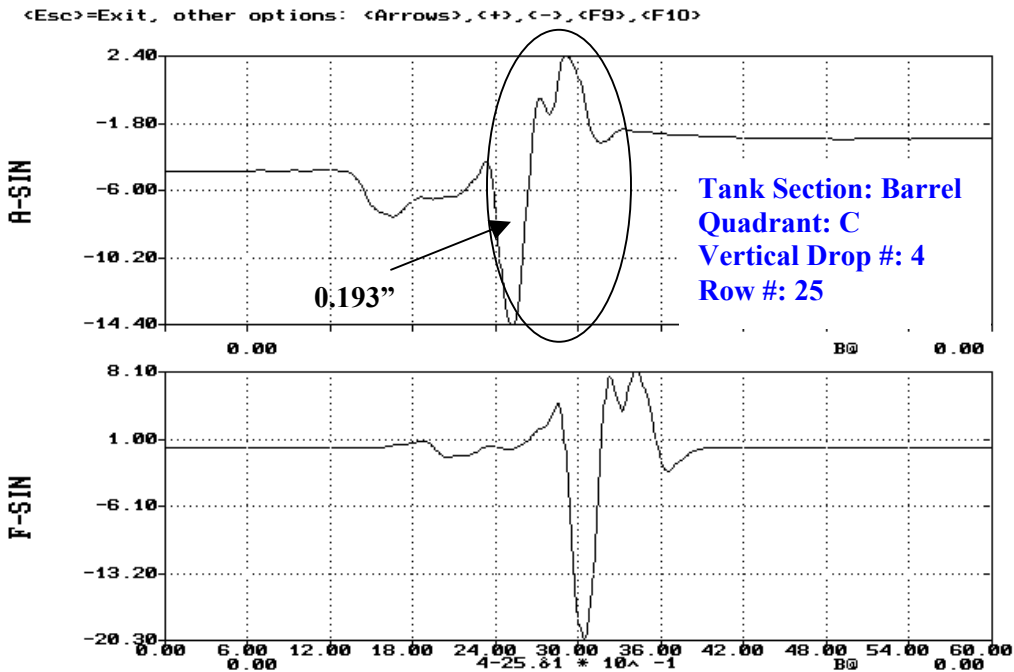


Flaw # 162: The waveform above depicts underside corrosion exhibiting 0.185" wall remaining.

APPENDIX A – SAMPLE WAVEFORMS

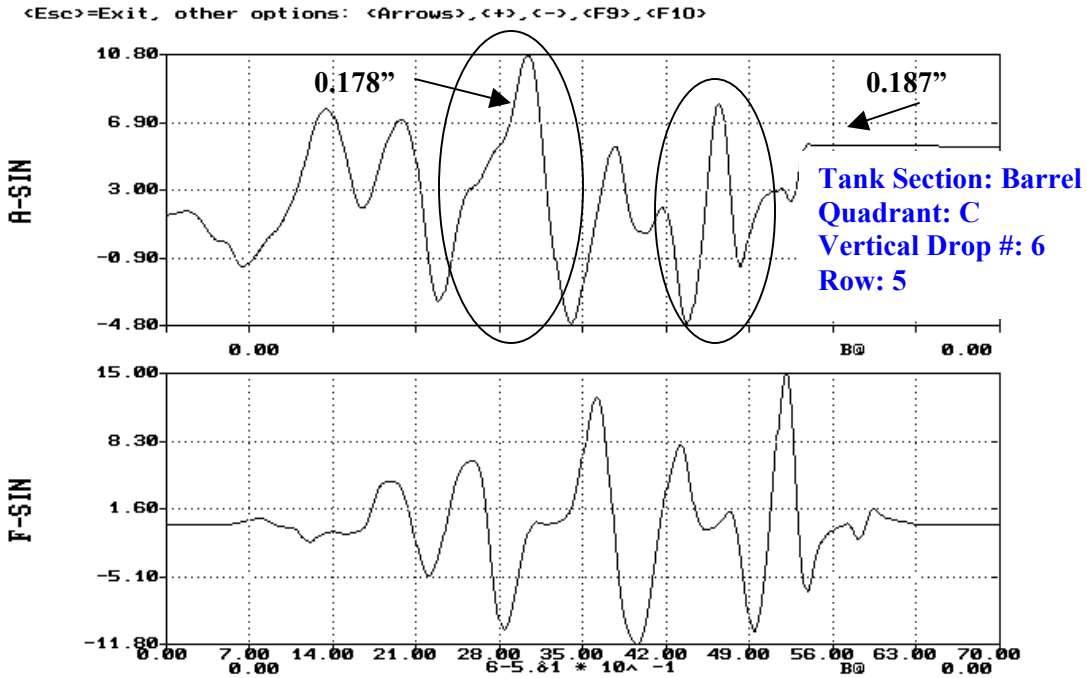


Flaw #18: The waveform above depicts a Pinhole on the Vertical Weld exhibiting 0.188" wall remaining.

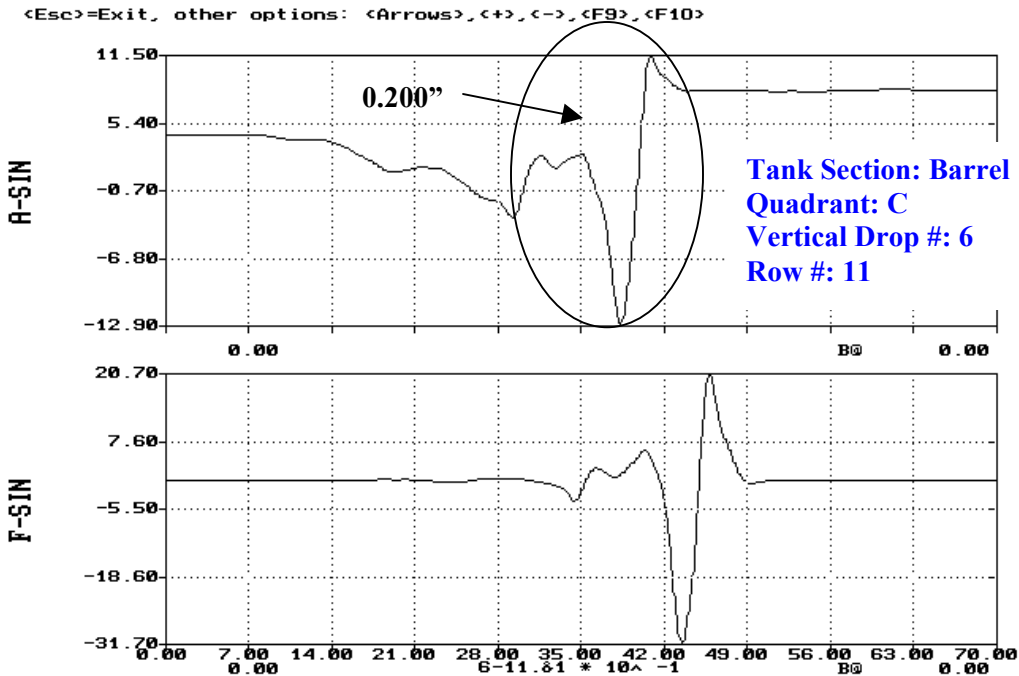


Flaw #26: The waveform above depicts a Pinhole on the Horizontal Weld exhibiting 0.193" wall remaining.

APPENDIX A – SAMPLE WAVEFORMS

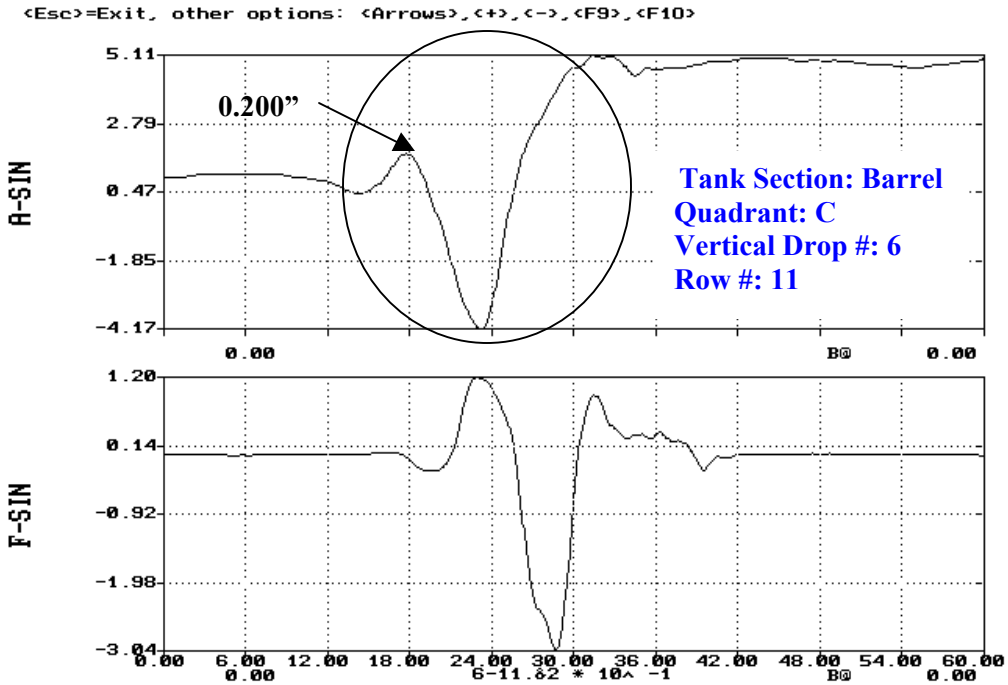


Flaws #33 & #34: The waveform above depicts two Pinholes on the Horizontal Weld, exhibiting 0.178" and 0.187" wall remaining.

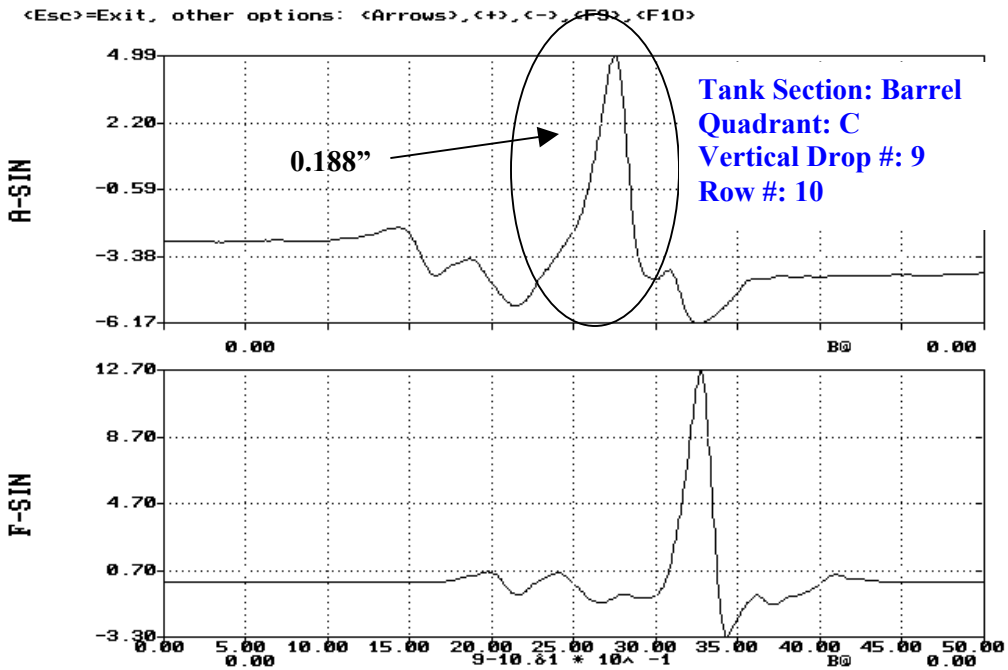


Flaw #35: The waveform above depicts a Pinhole below the Horizontal Weld exhibiting 0.200" wall remaining.

APPENDIX A – SAMPLE WAVEFORMS

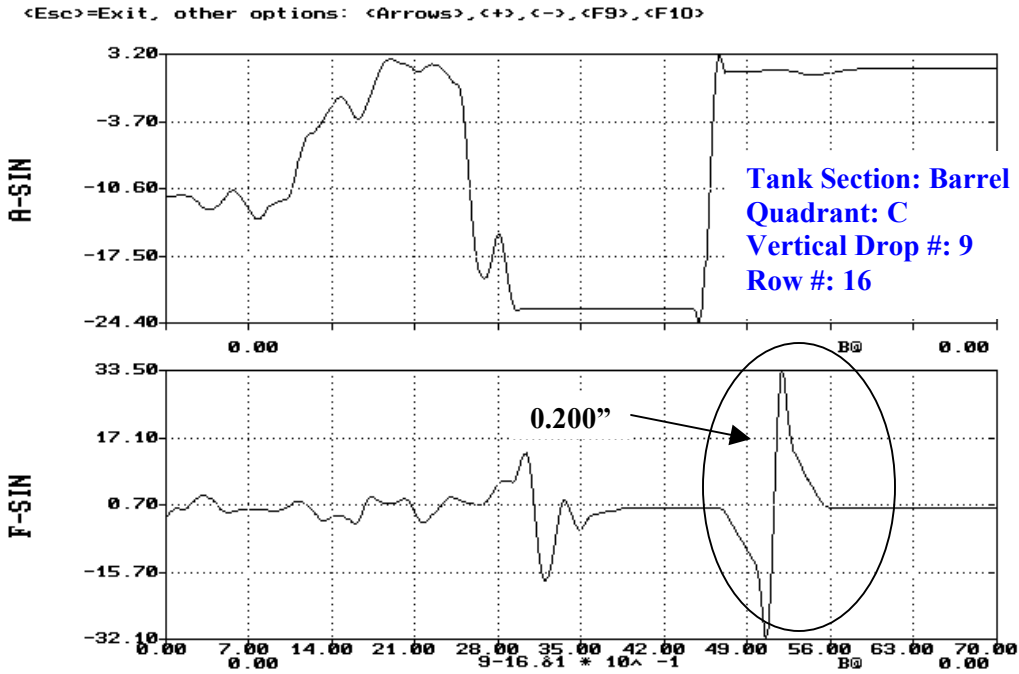


Flaw #36: The waveform above depicts a Pinhole on the Horizontal Weld exhibiting 0.200" wall remaining.

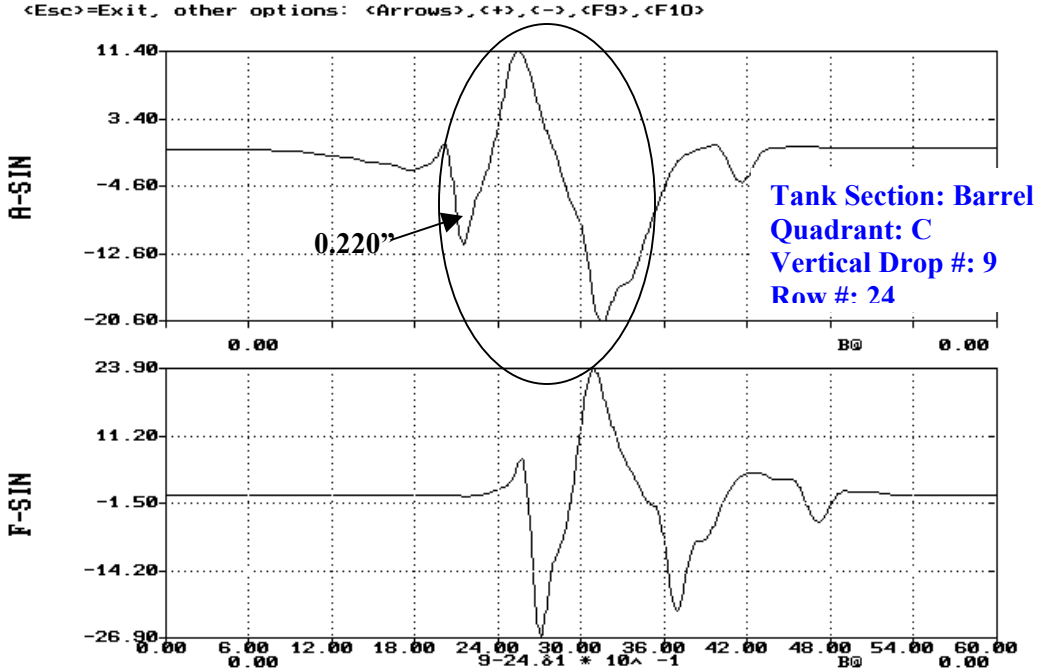


Flaw #46: The waveform above depicts a Pinhole on the Horizontal Weld exhibiting 0.188" wall remaining.

APPENDIX A – SAMPLE WAVEFORMS

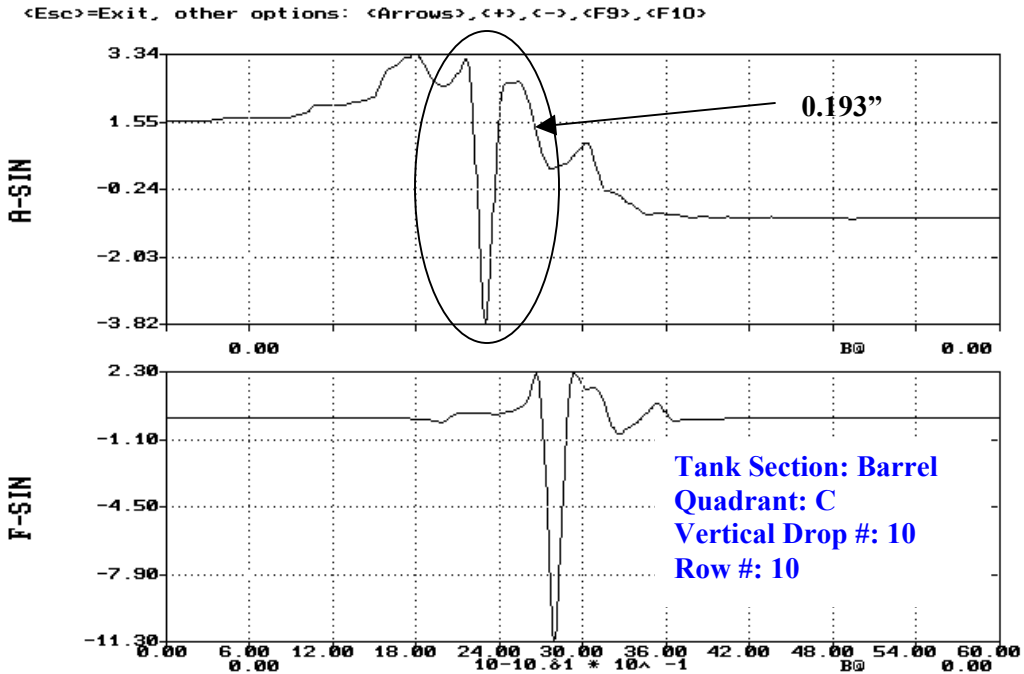


Flaw #45: The waveform above depicts a Pinhole on the Horizontal Weld exhibiting 0.220" wall remaining.

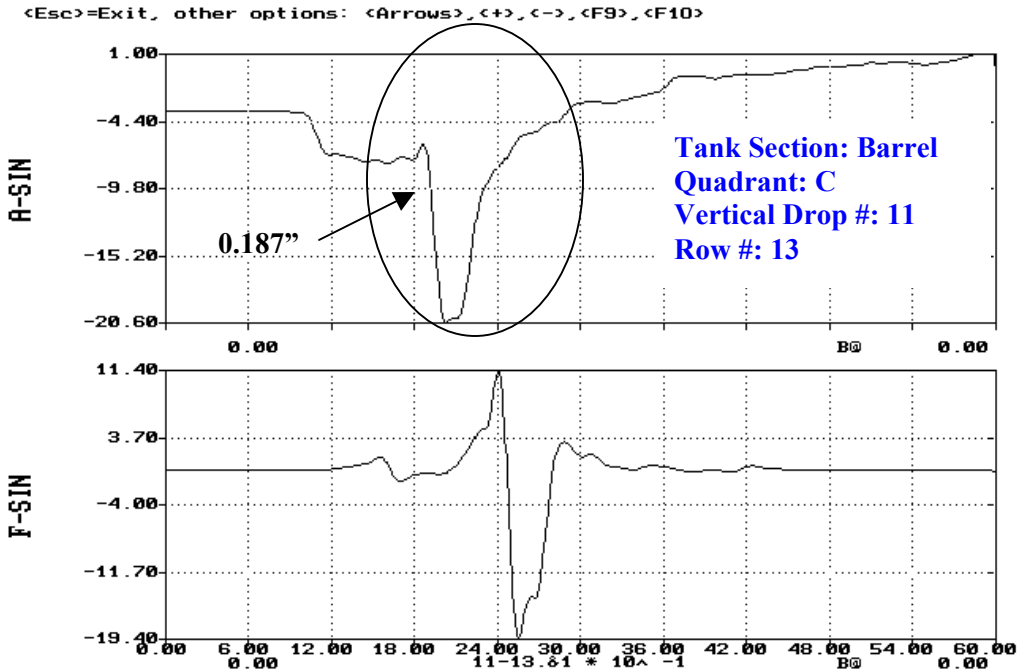


Flaw #43: The waveform above depicts a crack around weld exhibiting 0.220" wall remaining.

APPENDIX A – SAMPLE WAVEFORMS

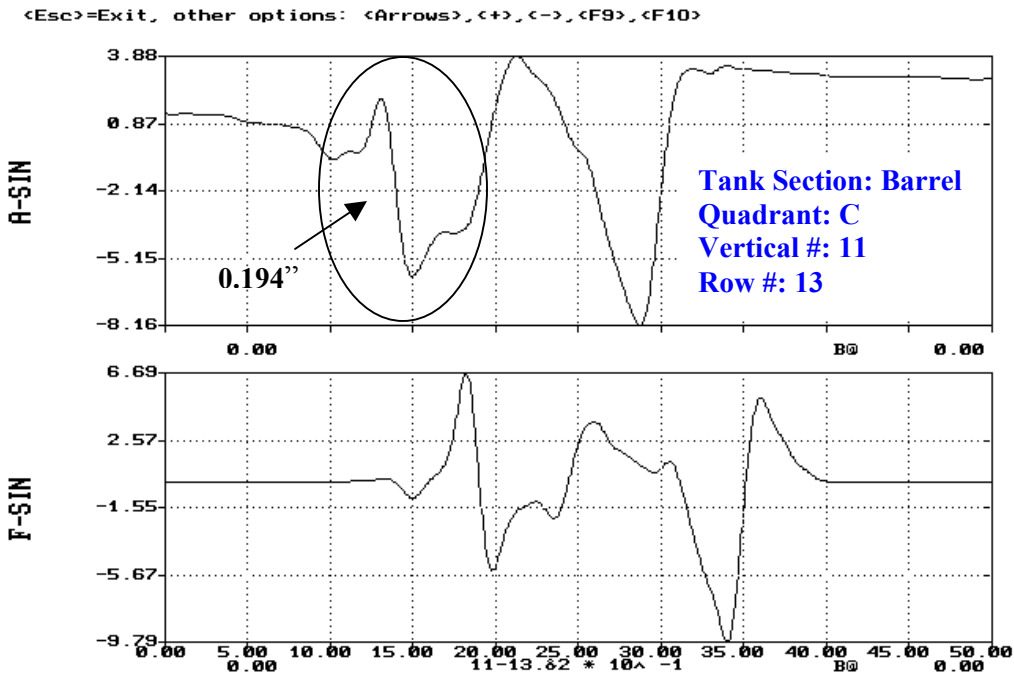


Flaw #47: The waveform above depicts a Pinhole on the Vertical weld exhibiting 0.193" wall remaining.

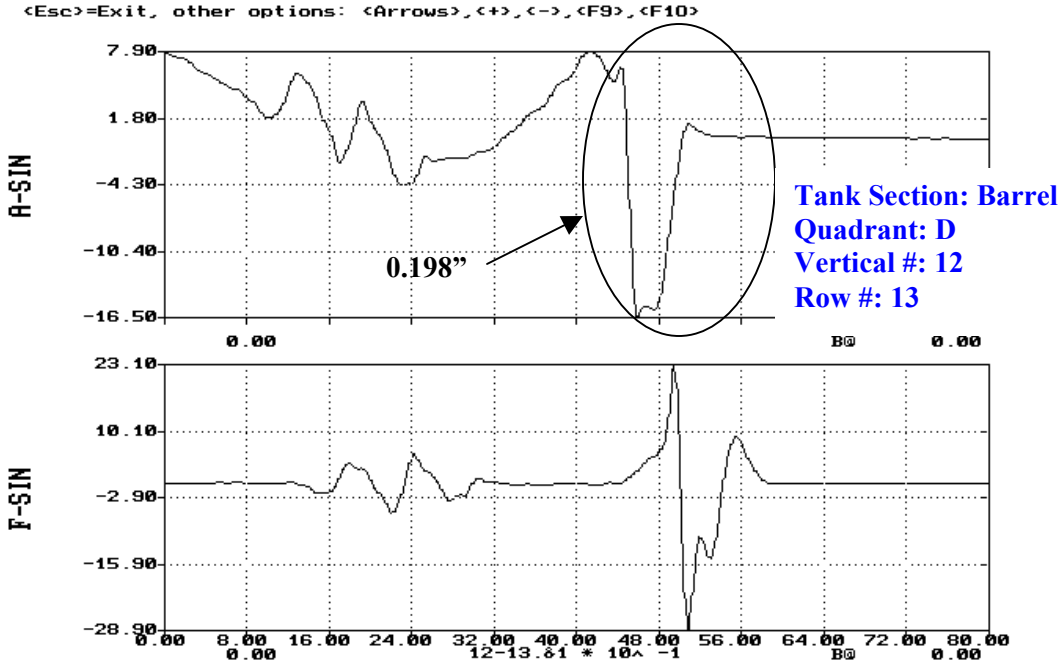


Flaw #48: The waveform above depicts a Pinhole on the Vertical weld exhibiting 0.187" wall remaining.

APPENDIX A – SAMPLE WAVEFORMS

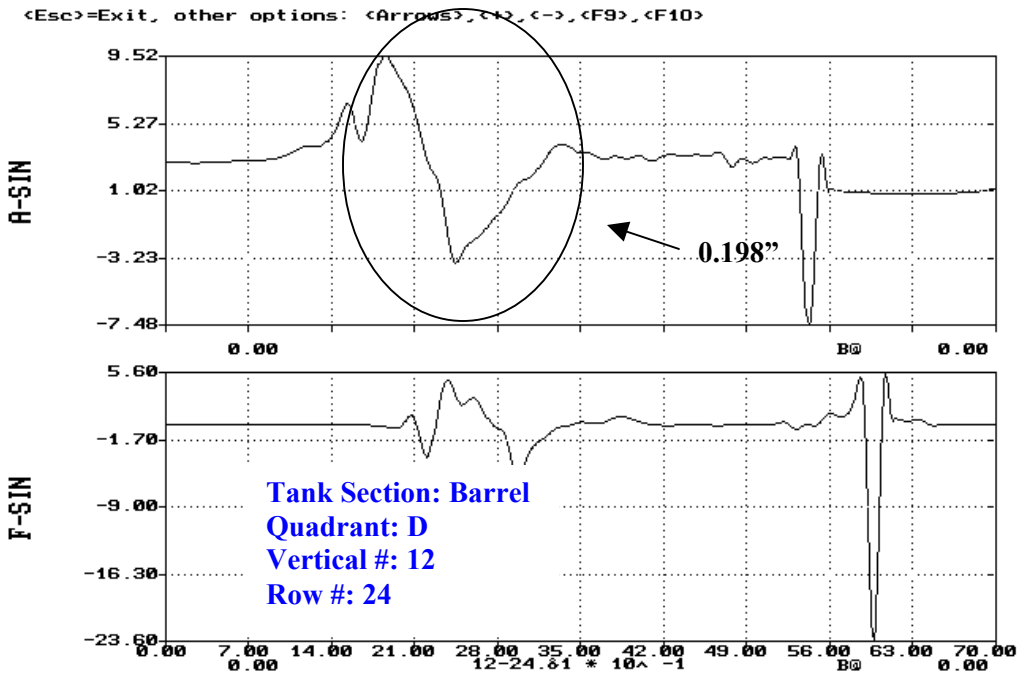


Flaw #49: The waveform above depicts a Pinhole on the Vertical weld exhibiting 0.194” wall remaining.

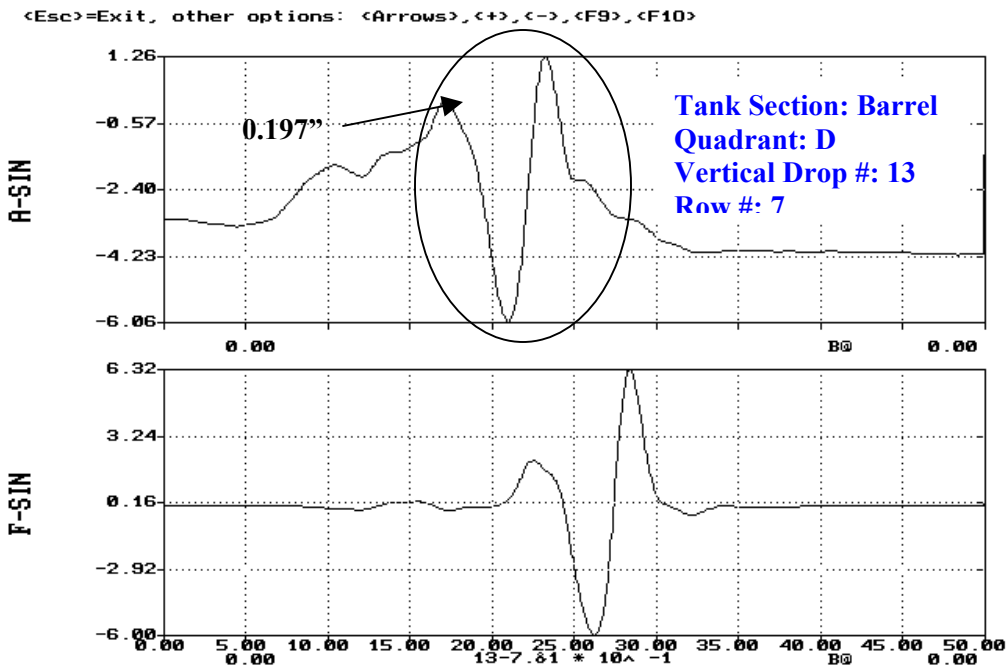


Flaw #56: The waveform above depicts a Pinhole on the Horizontal weld exhibiting 0.198” wall remaining.

APPENDIX A – SAMPLE WAVEFORMS

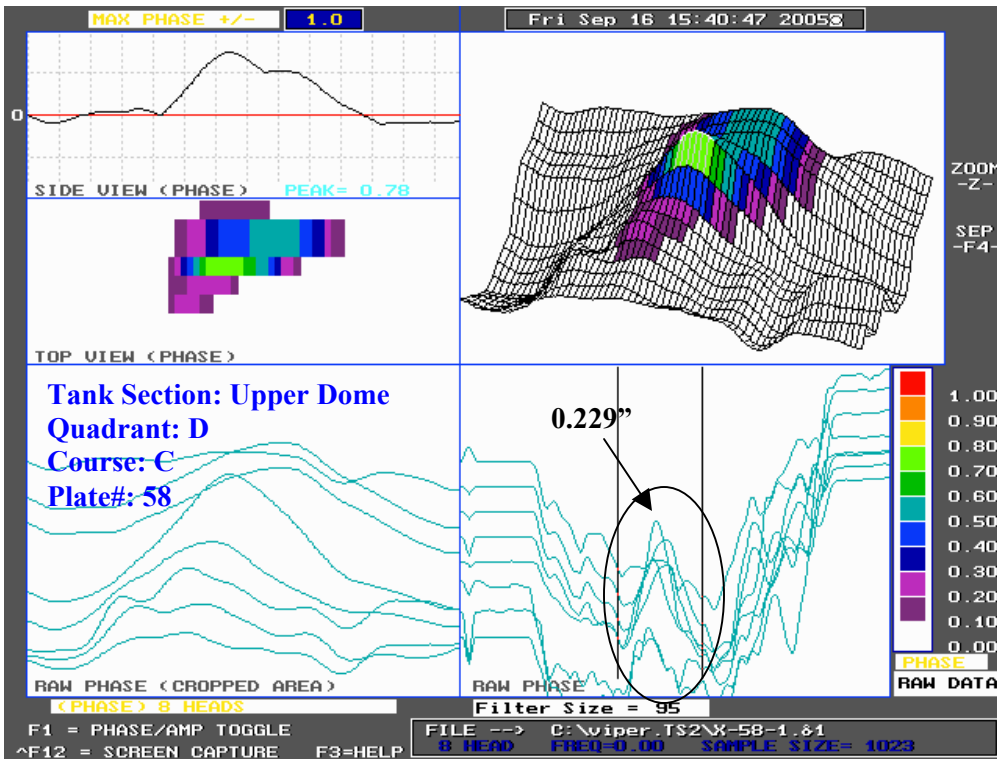


Flaw #57: The waveform above depicts a Pinhole on the Horizontal weld exhibiting 0.198" wall remaining.

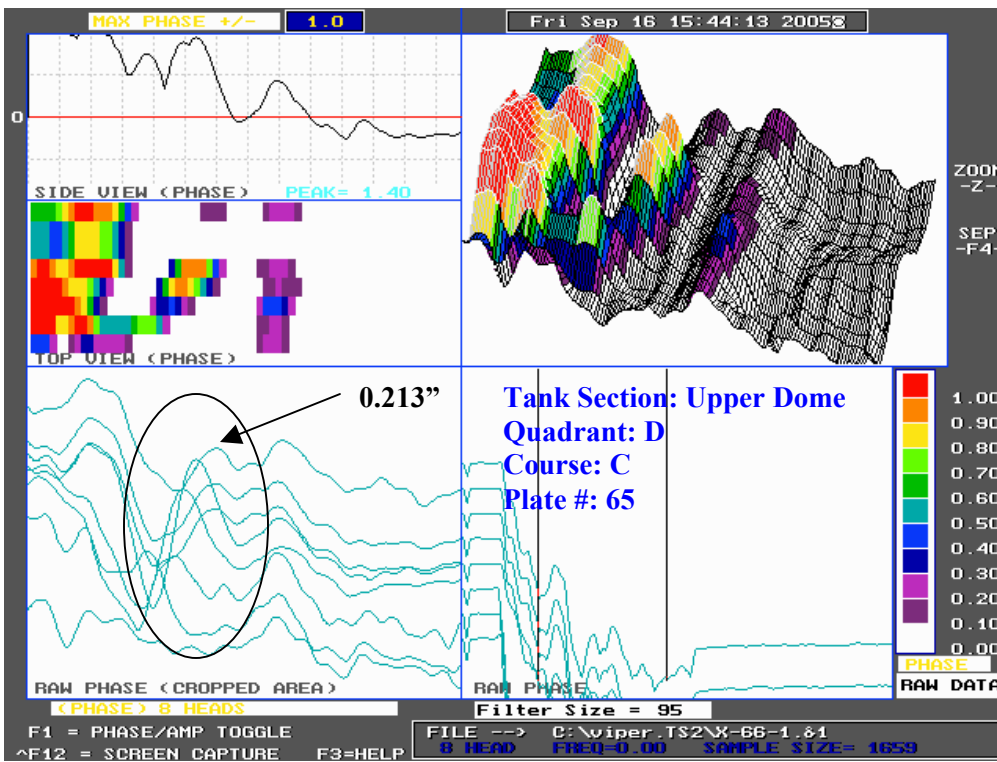


Flaw #58: The waveform above depicts a Pinhole on the Horizontal weld exhibiting 0.197" wall remaining.

APPENDIX A – SAMPLE WAVEFORMS

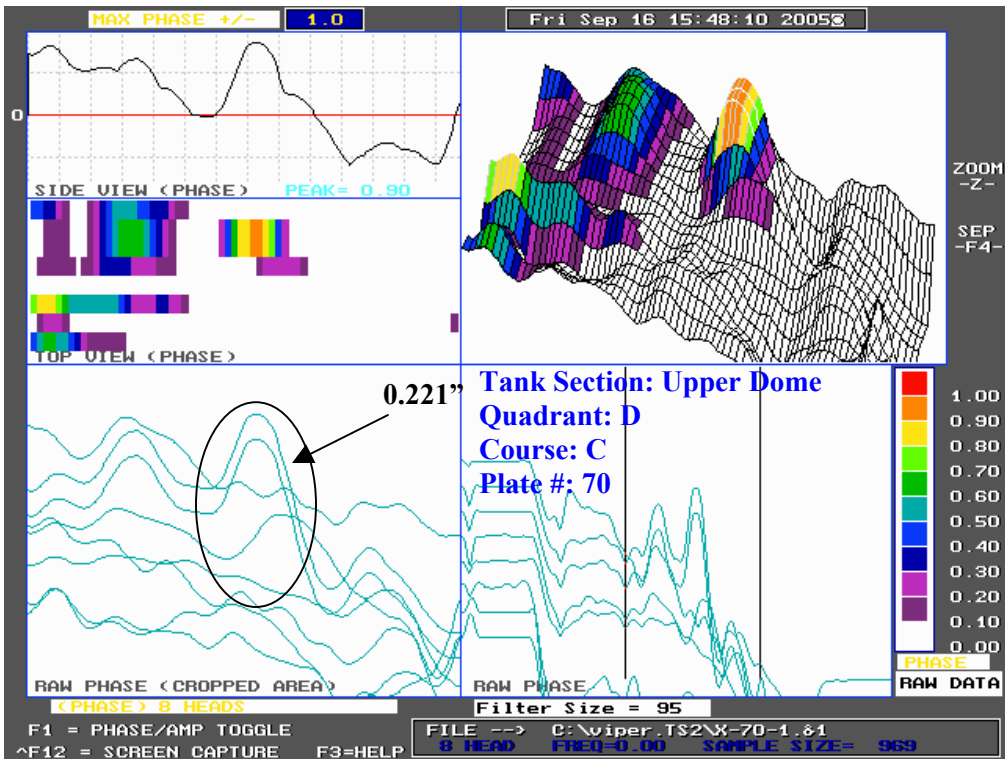


Flaw #163: The waveform above depicts underside corrosion exhibiting 0.229" wall remaining.



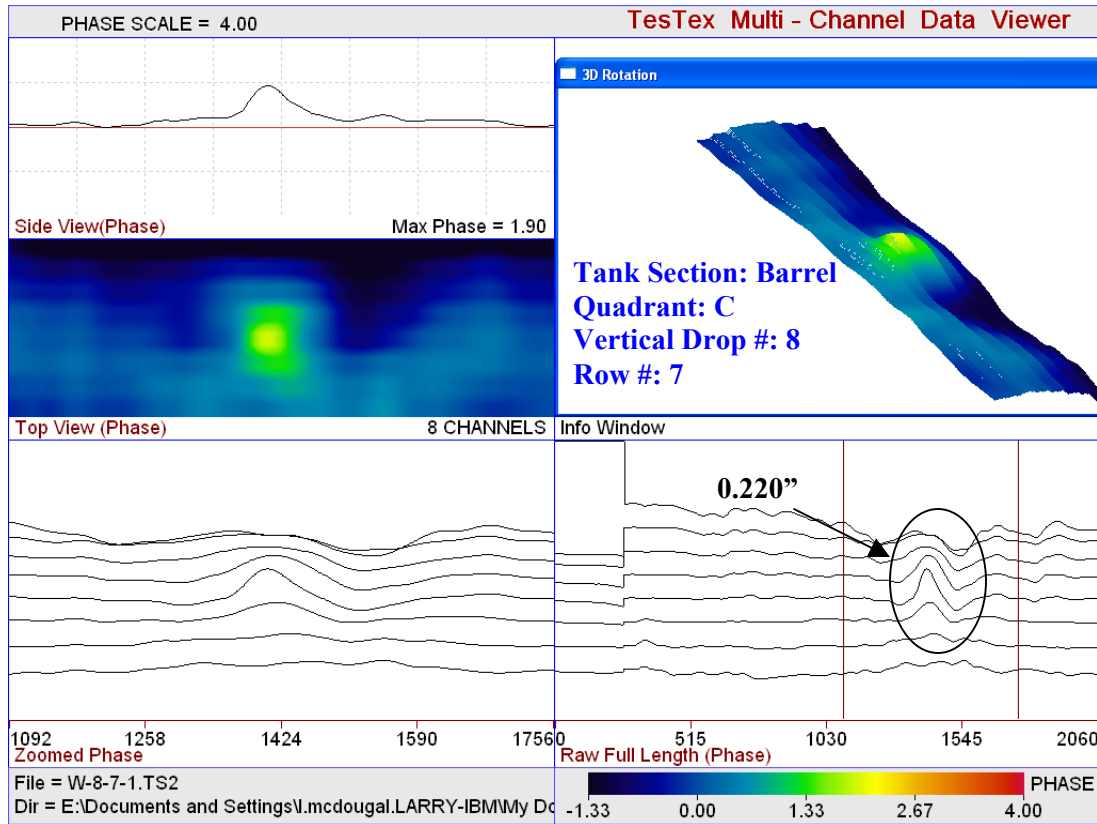
Flaw #166: The waveform above depicts underside corrosion exhibiting 0.213" wall remaining.

APPENDIX A – SAMPLE WAVEFORMS

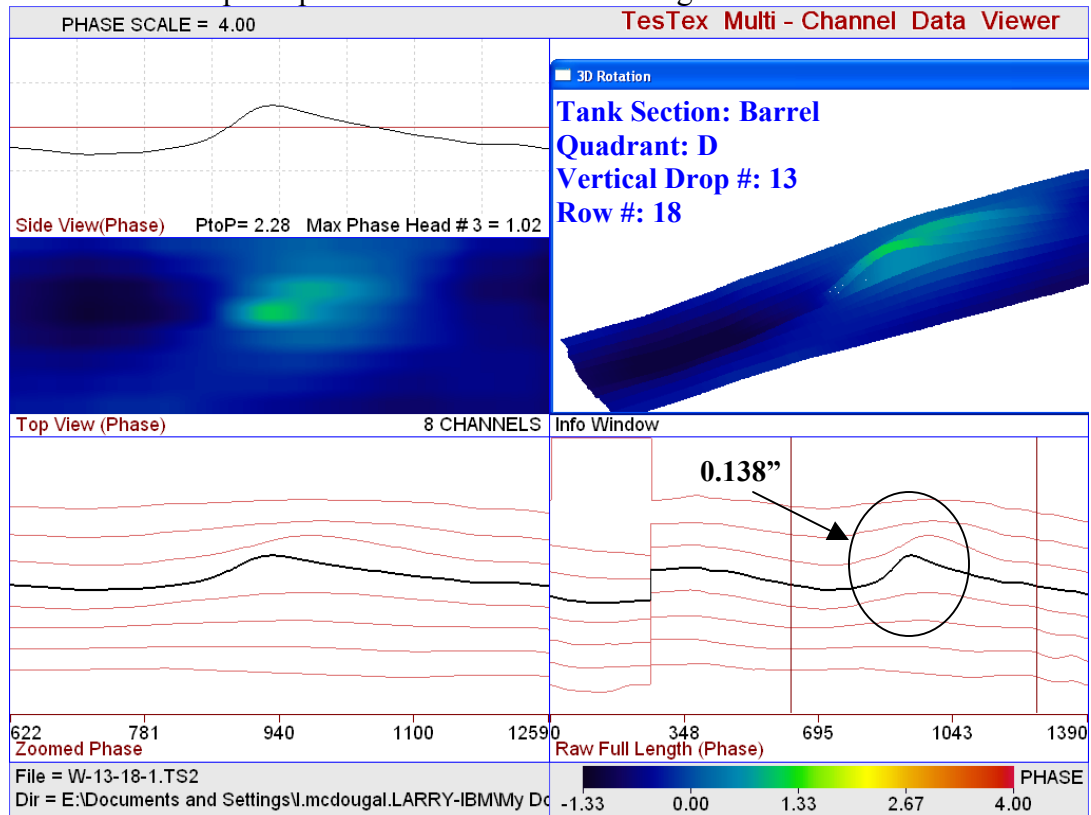


Flaw #167: The waveform above depicts underside corrosion exhibiting 0.221” wall remaining.

APPENDIX A – SAMPLE WAVEFORMS

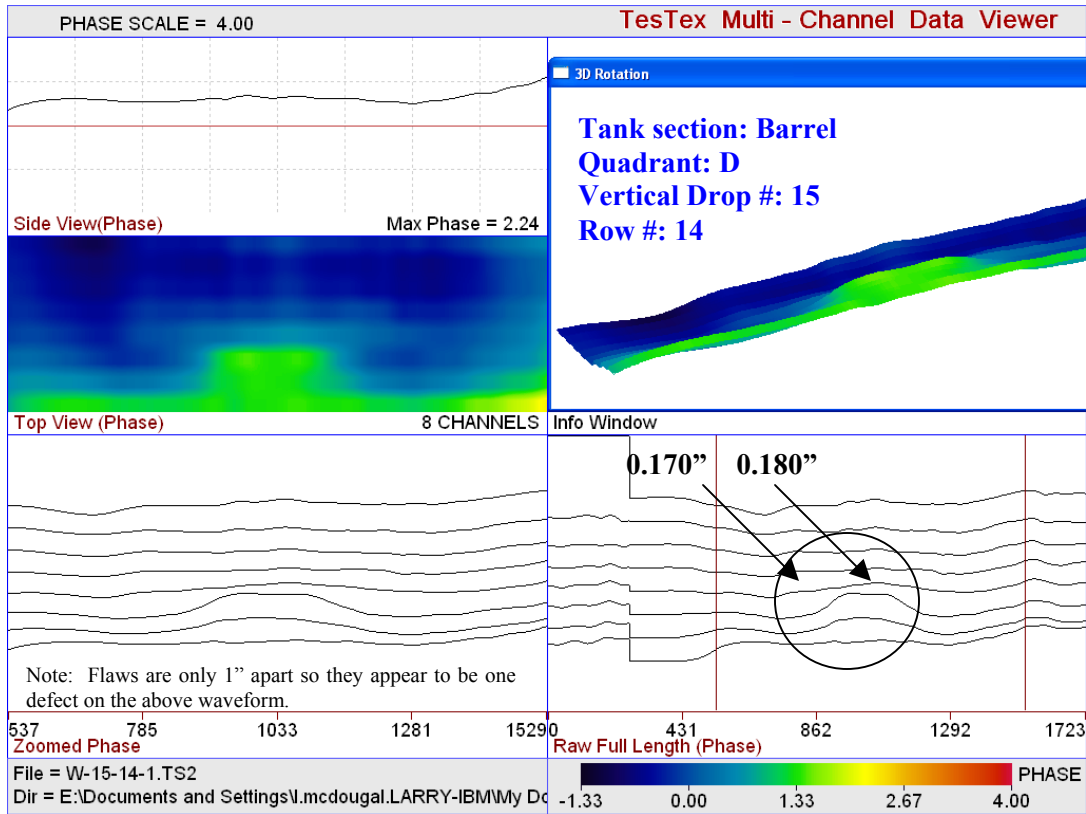


Flaw # 42: A topside pit with 0.220" wall remaining.

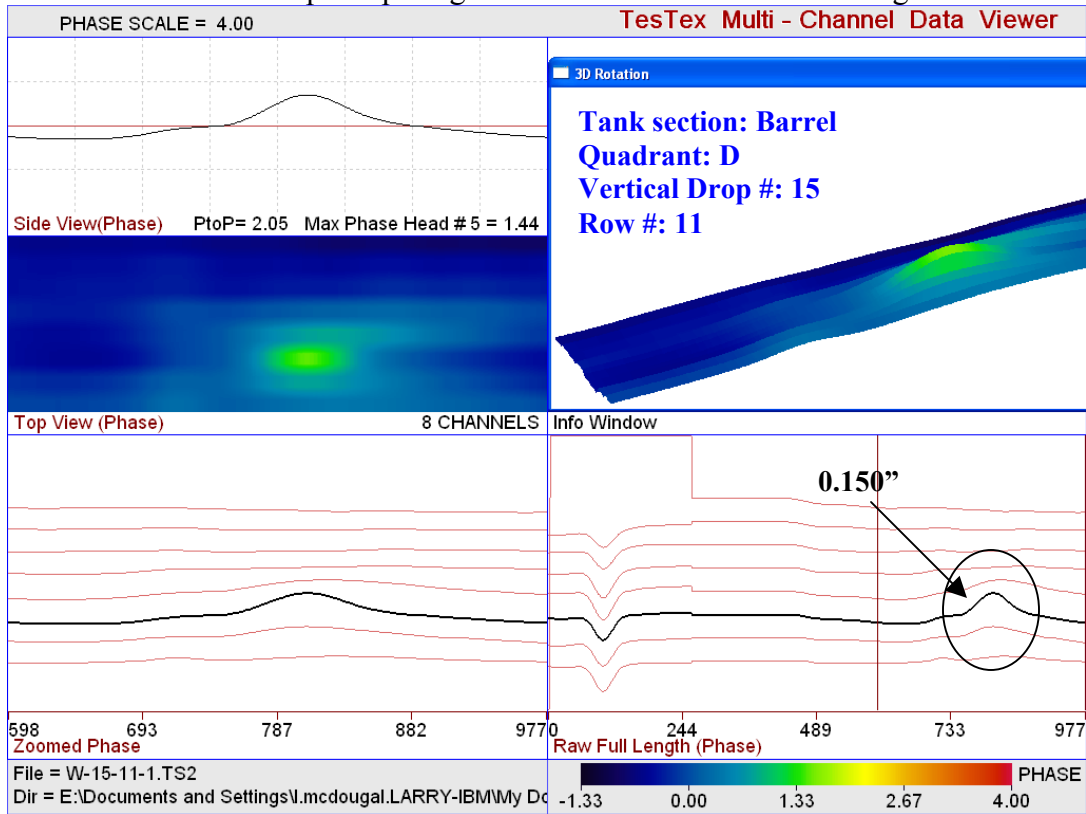


Flaw # 59: Incomplete welded hole at 0.138" thick.

APPENDIX A – SAMPLE WAVEFORMS

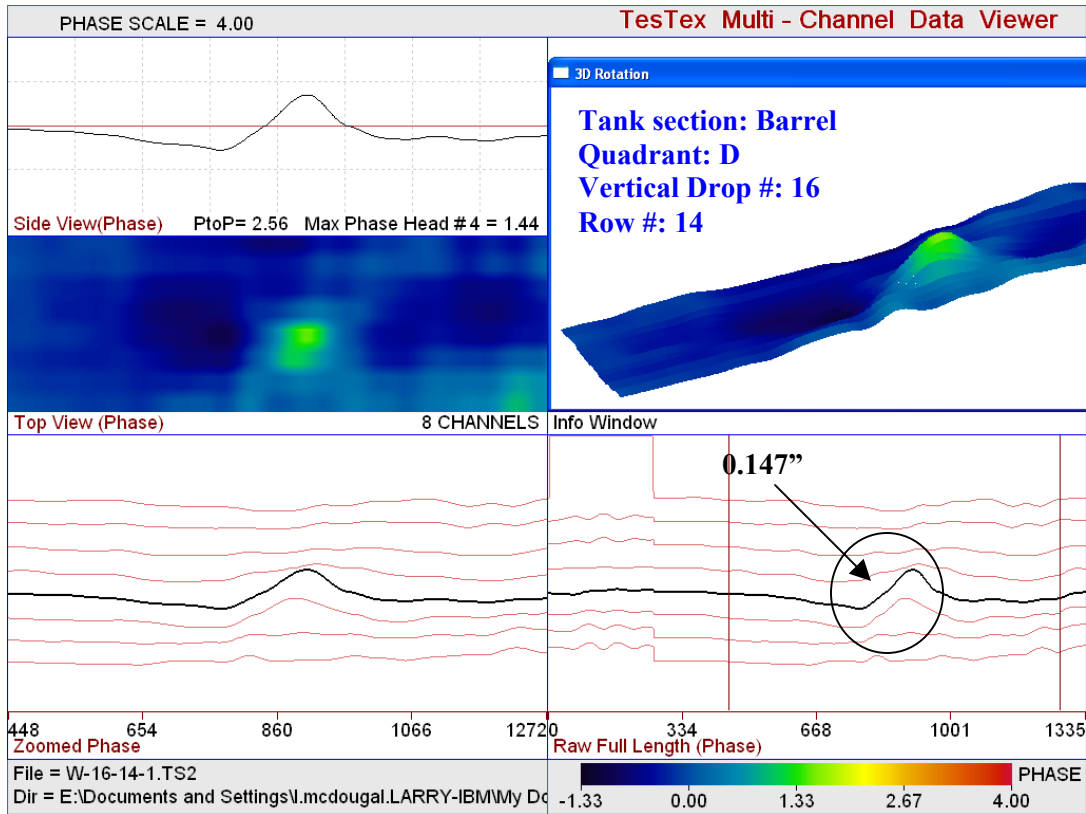


Flaw # 61 and 62: Topside pitting at .170" and .180" wall remaining.

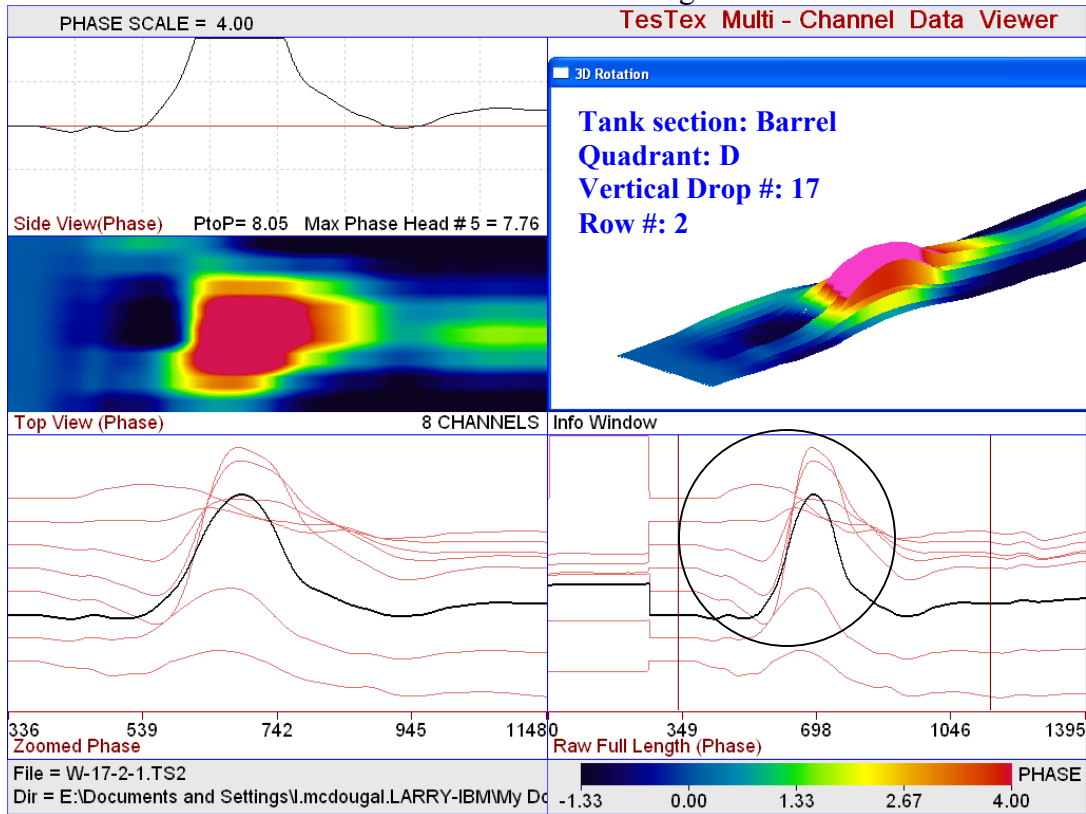


Flaw # 63: Incomplete welded hole at 0.150" thick.

APPENDIX A – SAMPLE WAVEFORMS

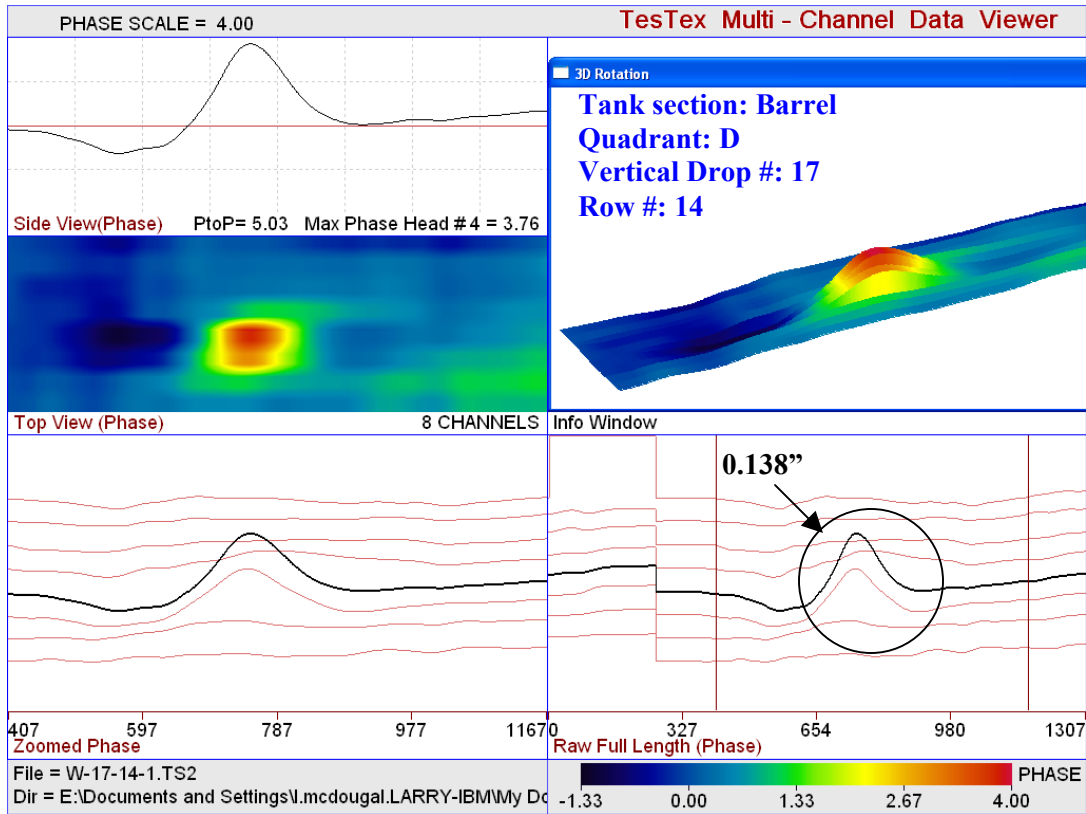


Flaw # 65: Backside defect at 0.147" wall remaining.

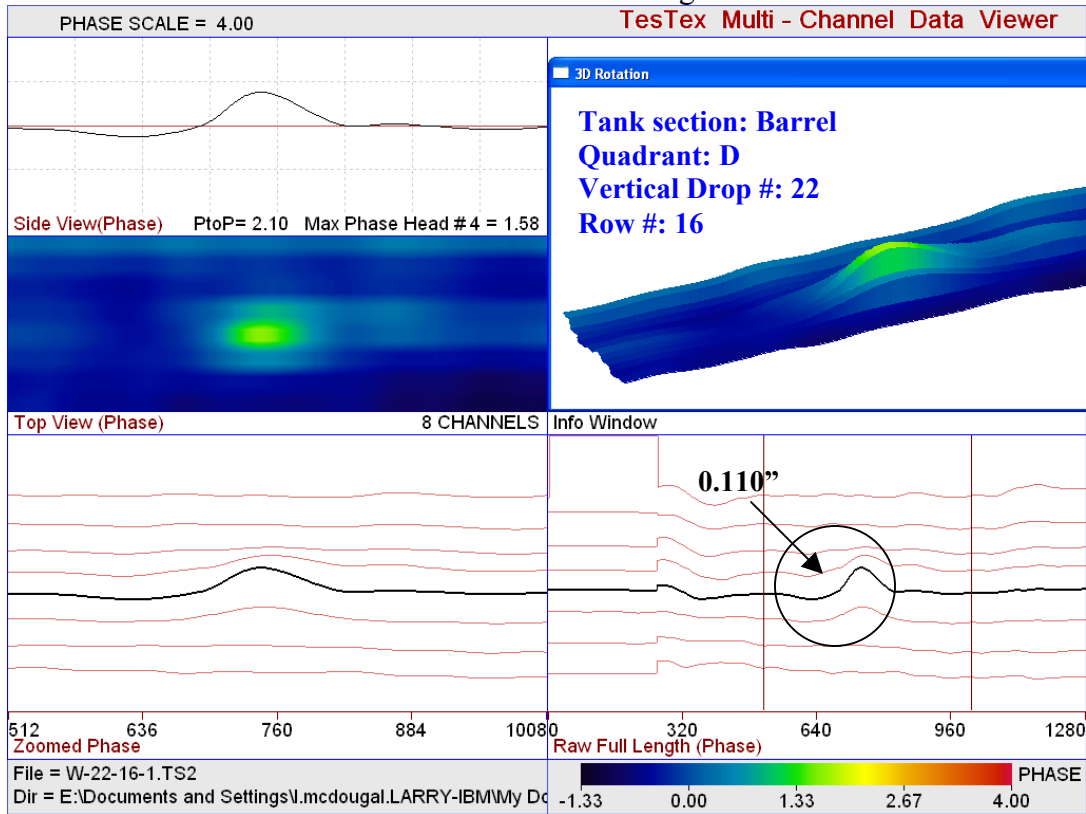


Flaw # 74: A 4" x 4" area greater than or equal to 0.230" wall remaining.

APPENDIX A – SAMPLE WAVEFORMS

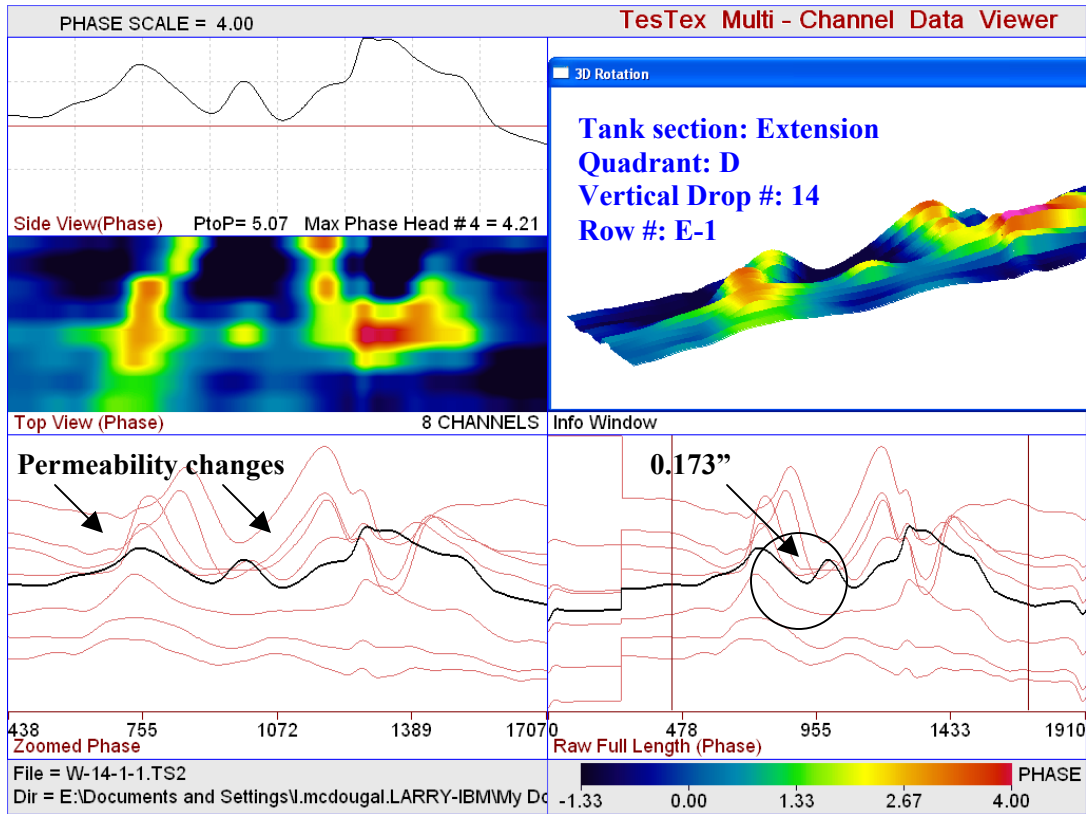


Flaw # 80: Backside defect at 0.138" wall remaining.

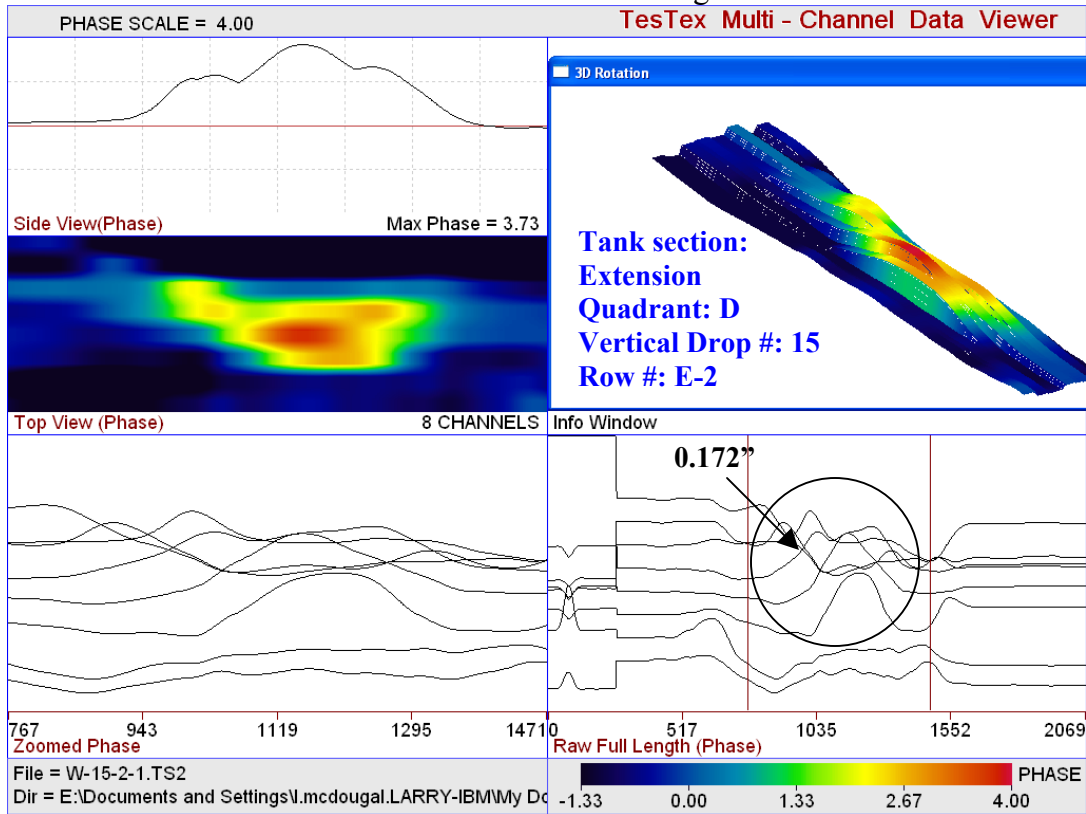


Flaw # 88: Incomplete welded hole at 0.110" thickness.

APPENDIX A – SAMPLE WAVEFORMS

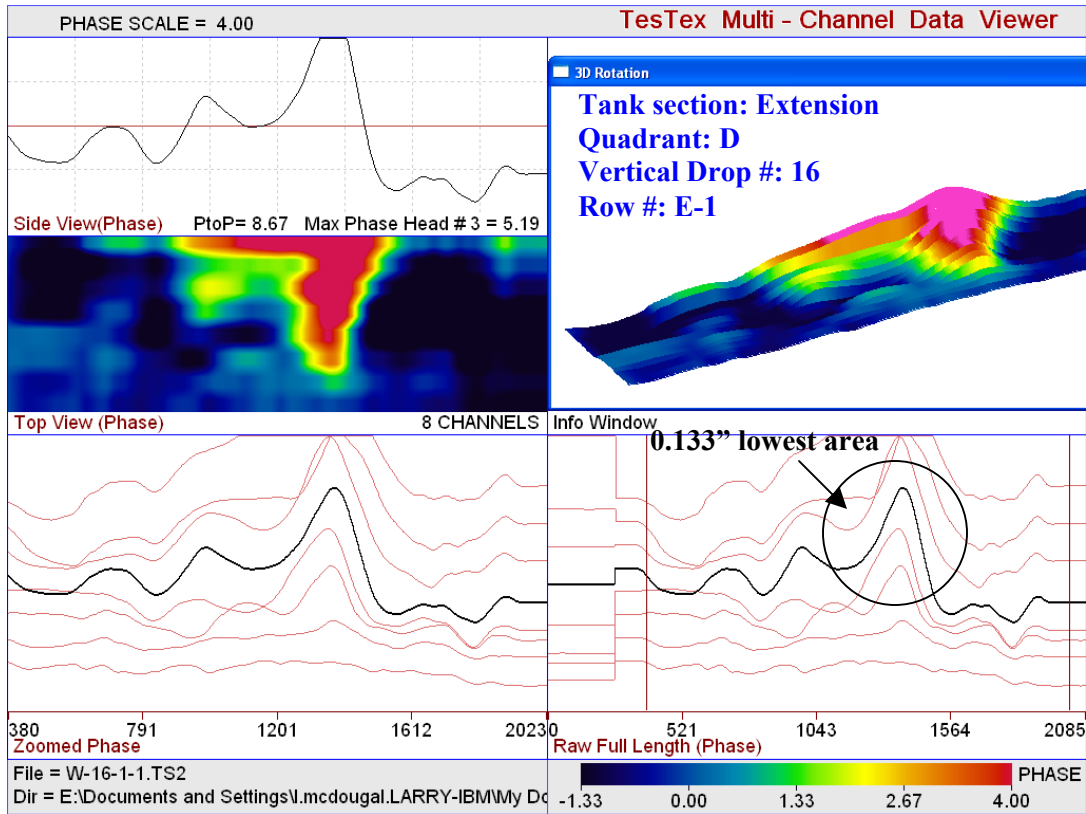


Flaw # 116: Backside defect at 0.173" wall remaining.

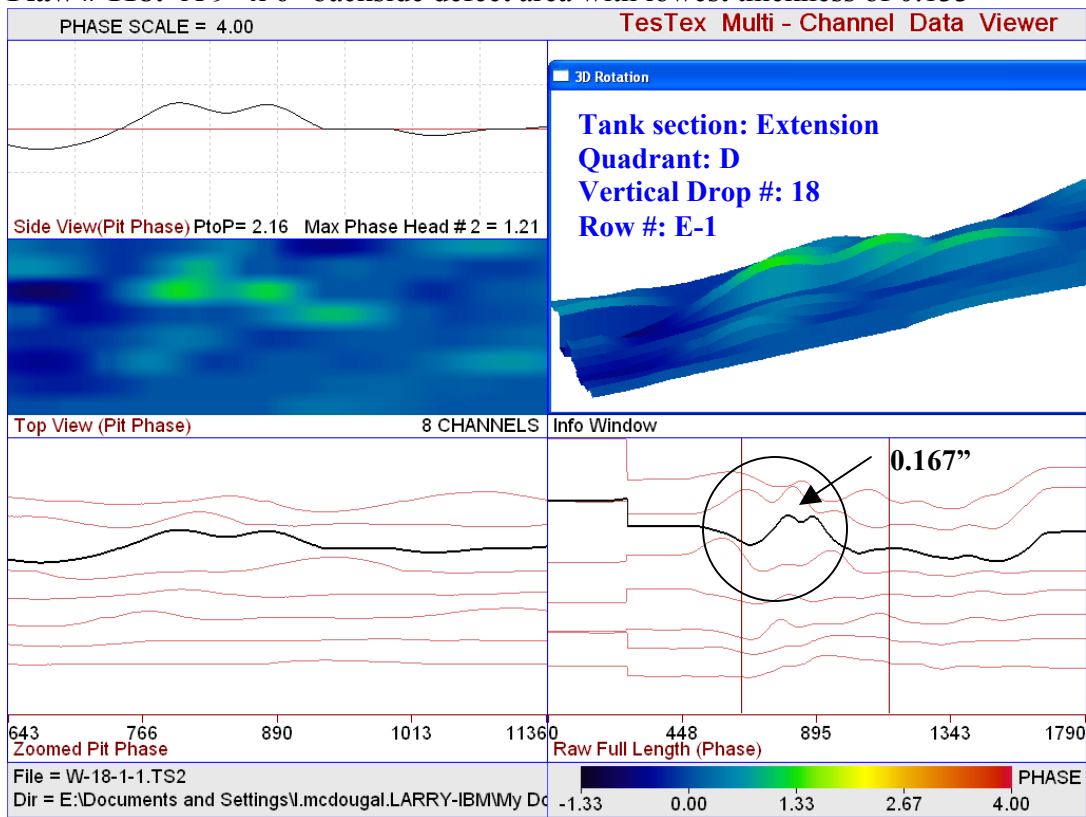


Flaw # 117: Backside defect at 0.172" wall remaining.

APPENDIX A – SAMPLE WAVEFORMS

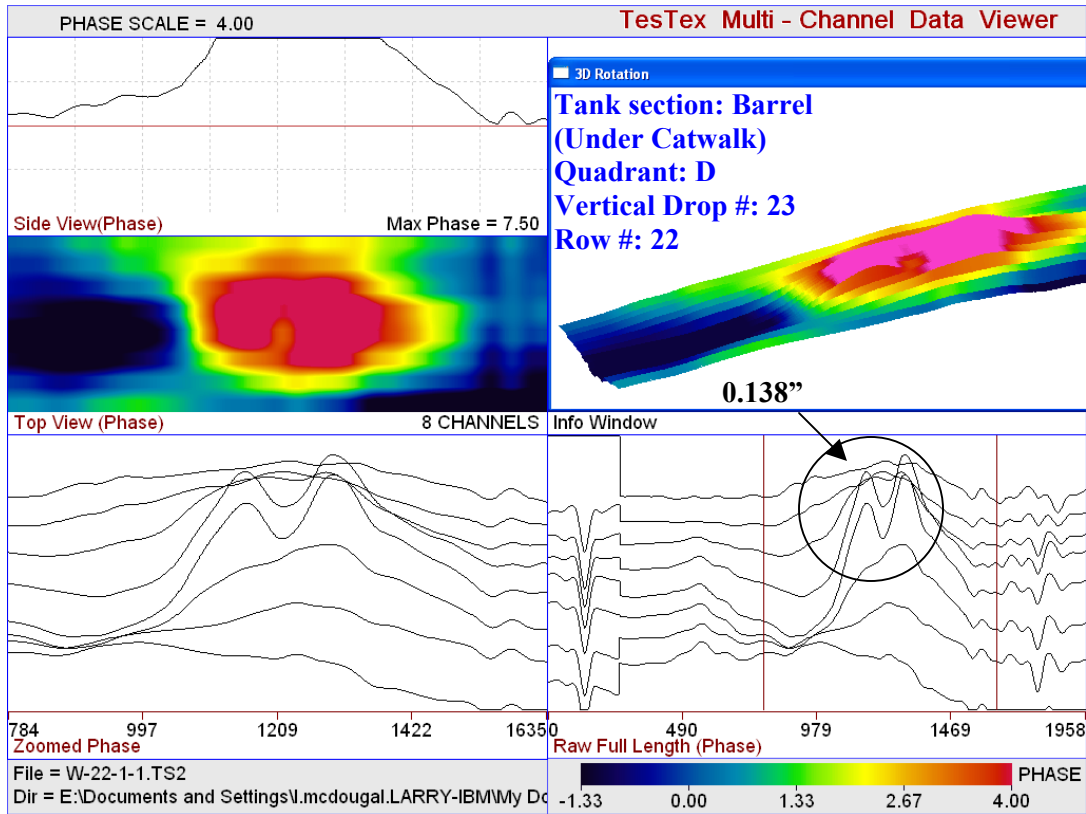


Flaw # 118: A 9" x 6" backside defect area with lowest thickness of 0.133"

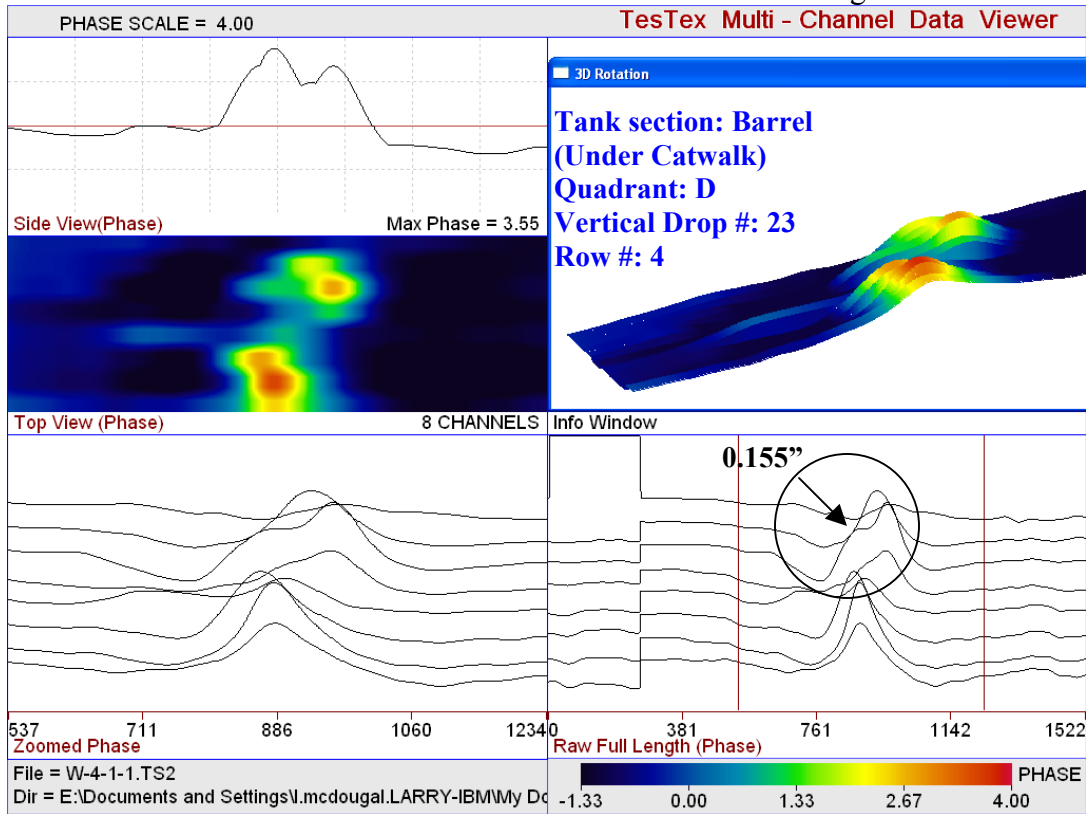


Flaw # 119: Backside defect at 0.167" wall remaining.

APPENDIX A – SAMPLE WAVEFORMS

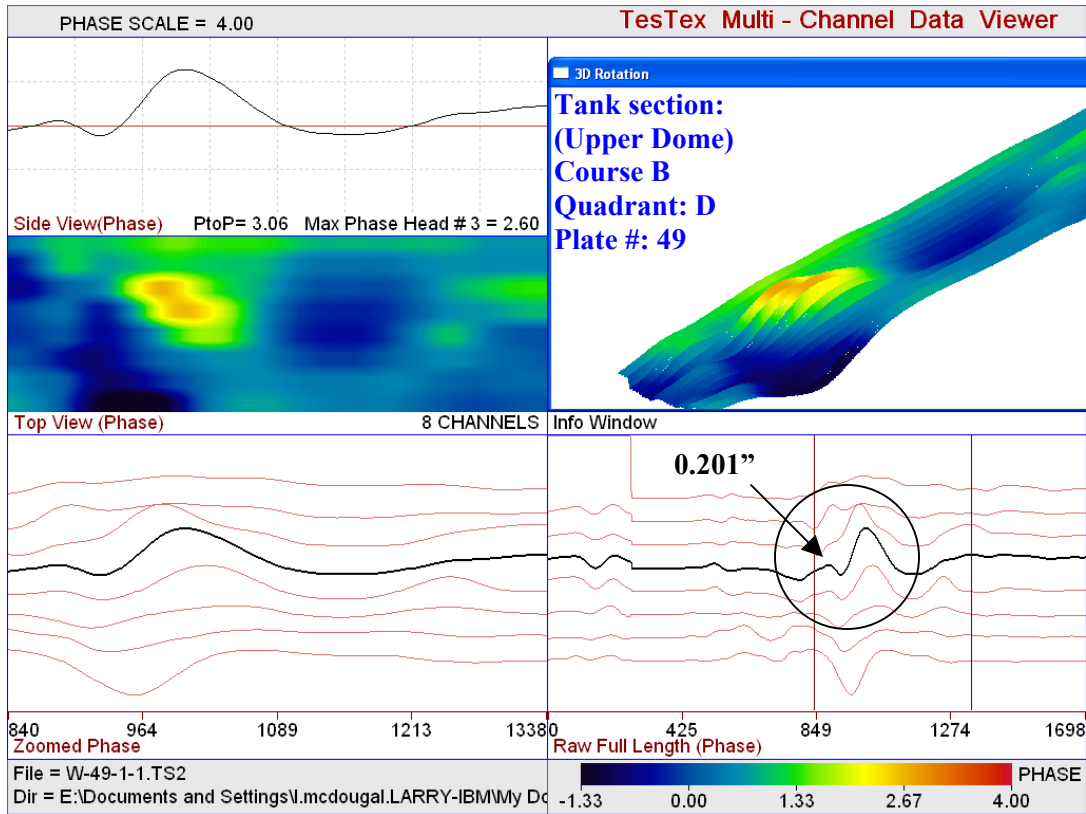


Flaw # 8: Backside defect area with 0.138" lowest wall remaining.

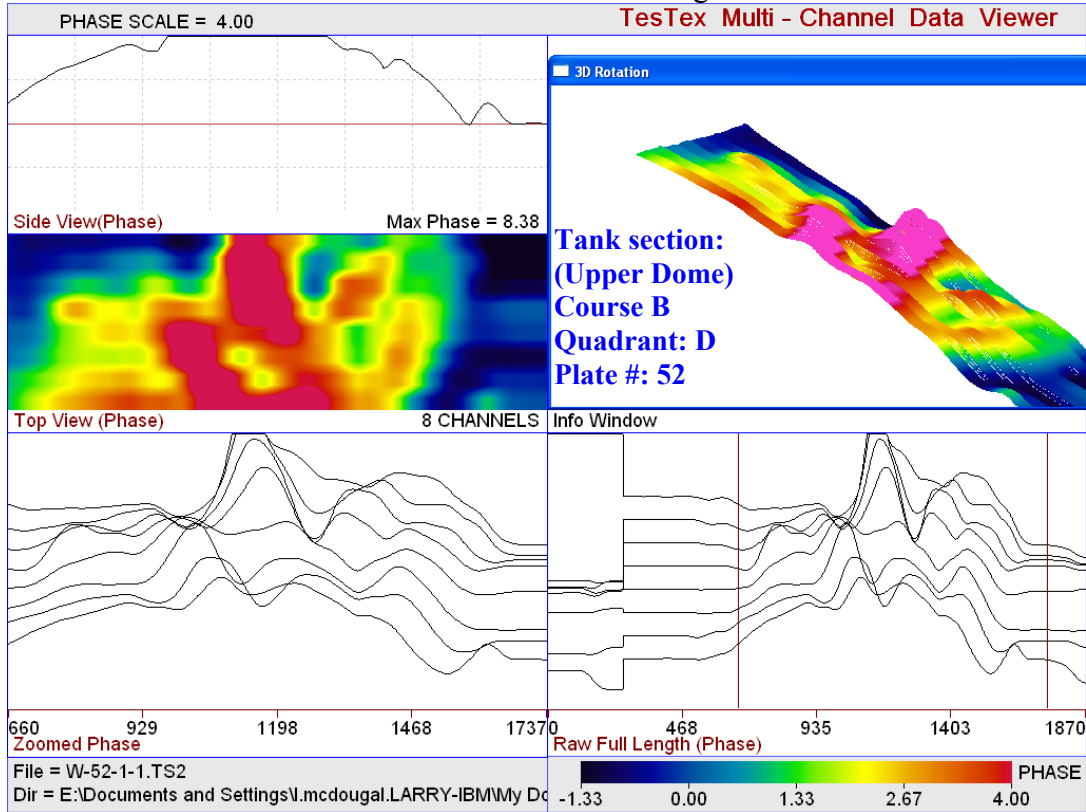


Flaw # 9: Backside defect at 0.155" wall remaining.

APPENDIX A – SAMPLE WAVEFORMS

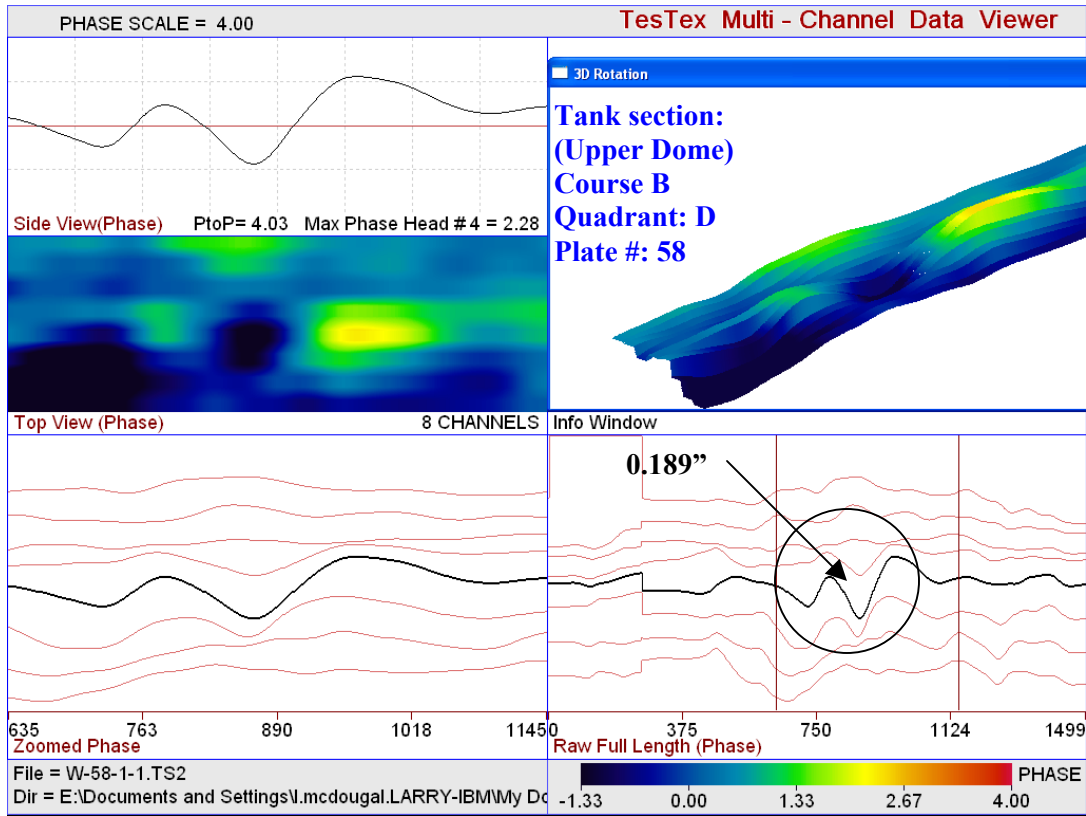


Flaw # 139: Backside defect at 0.201" wall remaining.



Flaw #143 and 142: Backside defects at 0.202" and 0.179" lowest wall remaining.

APPENDIX A – SAMPLE WAVEFORMS

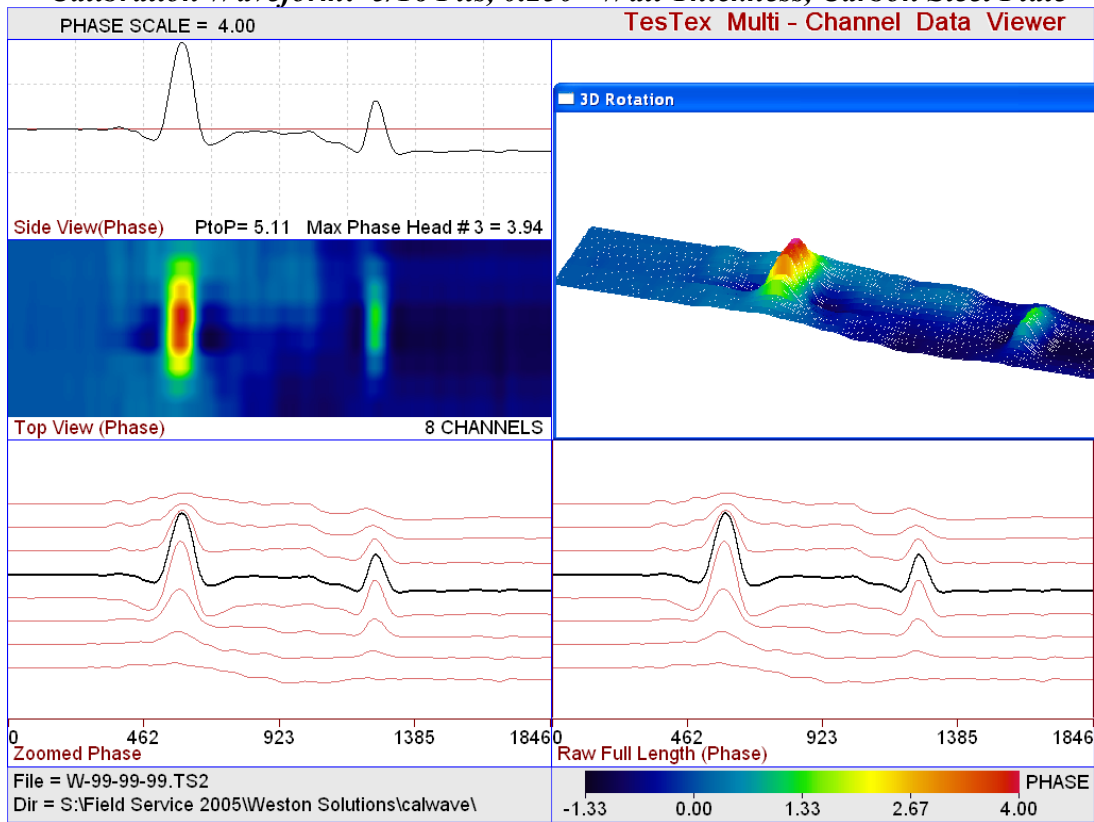


Flaw # 145: Backside defect at 0.189" wall remaining.

APPENDIX B – CALIBRATION

APPENDIX B – CALIBRATION

**Calibration Waveform: 5/16 Pits, 0.250" Wall Thickness, Carbon Steel Plate*



**Calibration Table: 5/16 Pits, 0.250" Wall Thickness, Carbon Steel Plate*

5/16 Pits, 0.250" WALL THICKNESS, CARBON STEEL, FREQ. 10 HZ.
 PROBE# 8.0" Scanner, FILE# 99-99-99, DATE 08/15/2005, UNIT# TS-2000
 % WL 1 = 30.00, PHASE 1 = 0.91, AMP 1 = 0.10 | *
 % WL 2 = 60.00, PHASE 2 = 1.96, AMP 2 = 0.10 | * [QUADRATIC FIT]

% WALL LOSS	DELTA PHASE	DELTA LNA	WALL REMAINING
5.0	0.14	0.03	0.238
10.0	0.29	0.05	0.225
15.0	0.44	0.06	0.213
20.0	0.59	0.08	0.200
25.0	0.75	0.09	0.188
30.0	0.91	0.10	0.175
35.0	1.08	0.11	0.163
40.0	1.25	0.11	0.150
45.0	1.42	0.11	0.138
50.0	1.60	0.11	0.125
55.0	1.78	0.11	0.113
60.0	1.96	0.10	0.100
65.0	2.15	0.09	0.088
70.0	2.34	0.08	0.075

**APPENDIX C – TEST METHODS/PROCEDURES AND EQUIPMENT
DESCRIPTION**

APPENDIX C – TEST METHODS/PROCEDURES AND EQUIPMENT DESCRIPTION

Principles of LFET

Low Frequency Electromagnetic Technique (LFET) was developed out of further research of Remote Field Electromagnetic Technique (RFET). The main difference of LFET is the placement of the sensors between the two poles of an electromagnetic driver.

With a low frequency AC driver signal of 3 to 40 Hz for carbon steel (see Figure 1), the driver signal fully penetrates the material being tested. When the scanner passes over an area with no defects, the magnetic fields are not distorted.

When the test material has a defect and the sensors are located above that defect, distortions in the magnetic field indicate presence of the flaw. LFET instruments measure this distortion as changes in phase and amplitude. Depth of the flaw is proportional to these phase and amplitude changes. Diameter of the defect is related to the number of sensors affected.

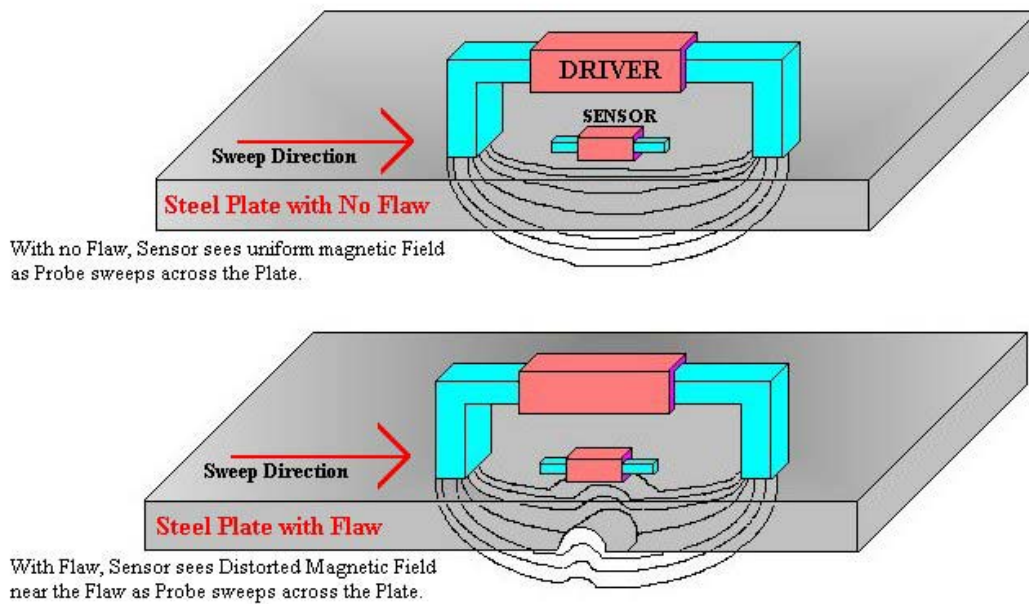


Figure 1.
Principles of Low Frequency Electromagnetic Technique (LFET)

APPENDIX C – TEST METHODS/PROCEDURES AND EQUIPMENT DESCRIPTION

Tank Floor Scanning Theory/Background

FALCON 2000 SYSTEM

The TesTex Tank Floor Inspection System consists of a sixteenth inch modular swath containing 32 probe heads. This configuration allows for a 100% coverage of the tank plate. The probe emits a very low frequency electromagnetic field which penetrates the tank floor. Any variation in the tank floor thickness will cause the electromagnetic field to change. These changes are very small, which makes it necessary to use digital signal processing to enhance the resulting signal. The resulting processed signal is in the form of phase and amplitude readings. Calibration tables are used to convert these signals into percentage wall loss values.

PROCEDURES

Each tank floor is mapped out by measuring the length, width, and orientation of the individual plates. The wall loss information for each plate is stored on a floppy disk.

SOFTWARE

The data acquisition module collects the plate data at a given sample rate. The menu-driven program provides for real-time display of phase, amplitude, and probe position across the plate. The x-y geometry of the plate, probe speed, and other details are also handled by the data acquisition module.

The data analysis and display module contain the calibration curves for wall thinning, volume losses, and pitting. This module correlates calibration standards information with the plant data for flaw sizing and evaluation. Several routines for digital the filtering, averaging techniques, background evaluation, curve fitting, and other useful signal processing techniques are also available. Up to 16 waveforms can be displayed simultaneously in the screen while “zooming” algorithms are used to easily examine small segments of the waveforms.

Plate Scanning Theory/Background

To test vertically/horizontally-oriented plates, the *TS 2000* scanner is placed on an unobstructed area on the topside of one of the plates. The equipment is then zeroed using the *TS 2000 PLATE SCAN* software’s auto-set function. This action also selects the right time constant, sets the gains of the internal amplifiers, and ensures that the data is displayed on the screen as it is being collected.

After zeroing, the scanner is moved to the beginning of the scan sweep area. The scanner is then gradually moved across the surface of the tube and data is collected via magnetic medium on the PC. The processing of the data occurs real-time and the data is stored as several waveforms and stored as several signal responses. Among these are phase and amplitude for each individual channel.

APPENDIX C – TEST METHODS/PROCEDURES AND EQUIPMENT DESCRIPTION

SYSTEM DESCRIPTION

ELECTRONICS: The digital system consists of function generators, power amplifiers, difference amplifiers, phase rotators, auto-zero phase shifters, A-to-D converters, digital controllers, etc. One of the key design objectives was to achieve as low a noise as possible. We detect phase changes to an accuracy of 1/10 of a degree and amplitude signals of a fraction of a microvolt. The *TS 2000* contains all the electronics and software for data acquisition. It contains an internal A-to-D converter, which connects to the PC through a serial port.

SOFTWARE: Consists of two modules

The data acquisition module collects the tube data at a given sample rate. The menu driven, user-oriented program provides for real-time display of phase, amplitude, and probe position in the tube. The row and column of the tube, probe speed, and other bookkeeping details are also handled by the data acquisition module.

The data analysis and display module contains the calibration curves for plate thinning, volume losses, pits, vibration/fret wear, and correlates the calibration standard information with the actual plant data for flaw sizing and evaluation. It has routines for digital filtering, averaging techniques, background evaluation, curve fitting, and other useful signal processing techniques. Up to three waveforms can be displayed simultaneously on the screen and the "zooming" algorithm enables the user to easily examine small segments of the waveform.

DETECTION ACCURACY

The *TesTex, Inc.* developed lock-in amplifier is capable of measuring very low level signals in the microvolt range and can measure small phase angle changes of a fraction of a degree, even in the presence of a considerable amount of noise. This system, when used in conjunction with the calibration standards: partial and through-wall pitting, gradual wall thinning. Hydrogen damage, etc. and their respective calibration curves, allows us to measure small gradual wall losses on the order of 10%, pits of diameter 0.062" (1.57mm), and vibration/fret wear of five volume percent.

Weld Scanning Theory/Background

TesTex, Inc. has developed a special electromagnetic probe based on the principle of achieving a "balanced field" for the probe. This probe is also very sensitive to small changes in electromagnetic field and the noise is significantly reduced by appropriate phase rotation of the horizontal and vertical component of the signal. A single element probe of this type was used to detect "surface and subsurface cracking" This probe was called Hawkeye and it is successfully used for testing cracks, welds, pipes, plates, etc.

The system works by PHASE ROTATING lift-off noise into the ACOS signal while leaving the CRACK signal in the ASIN waveform. Processing is used to reduce gradual changes in the waveform to make detection easier.

APPENDIX C – TEST METHODS/PROCEDURES AND EQUIPMENT DESCRIPTION

Ultrasonic Shear Wave (Angle Beam) Testing Description

The instrument used for Shear Wave or Angle Beam Testing is a simple pulse-echo flaw detector with A-Scan, receiving, and transmitting capabilities in which the user can size the length, depth, and distance of the flaw.

The primary reason for using shear waves is for the detection of discontinuities with geometries and orientations non-parallel to the testing surface. The Angle Beam technique is extensively used for weld testing at ½ step and full step distances. The frequency range specifically for weld testing with angle beam transducers is 1MHz to 5MHz. The most common Angle Beam contact transducers are designed to produce shear waves of 45, 60, and 70° in steel.

APPENDIX D – TANK INTERIOR PHOTOGRAPHS

APPENDIX D – TANK INTERIOR PHOTOGRAPHS



A view of tank #15 from the floor looking upward.




A view of tank #15 from the catwalk looking downward.

APPENDIX D – TANK INTERIOR PHOTOGRAPHS



The catwalk, tower, and tank interior viewed looking in from the manway.




A close up view of the extension, expansion, & course A sections of Tank #15.

APPENDIX D – TANK INTERIOR PHOTOGRAPHS




Course 1 and 2 displayed at the quadrant A/B interface viewed from the floor looking upward.




Course 1, 2, and the 18" pipeline displayed at the quadrant B/C interface viewed from the floor looking upward.

APPENDIX D – TANK INTERIOR PHOTOGRAPHS



The main section of the lower dome from the floor looking upward clearly depicting courses 1, 2, 3, 4, and the interface at row 28 of the barrel in quadrant C.



The interface between the floor (plate 5) and course 1 (Quadrant C) of the lower dome with the backer strip located at the joint covering the floor/course 1 interface.

APPENDIX E – TESTEX EQUIPMENT

APPENDIX E – TESTEX EQUIPMENT




The Hawkeye Pencil Probe used for testing the welds of the floor, course 1, course 2, barrel, extension, and expansion of Tank #15.




The Falcon Mark II 32 channel electromagnetic floor scanner used to scan the majority of the floor area in tank #15.

APPENDIX E – TESTEX EQUIPMENT




Specially developed 8" wide hand scanner used for the majority of the surface scanning




Magnetic wheeled crawler used in the upper dome pictured here with an electromagnetic 4" wide scanner, U.T. transducer, and a paint marking system for flaw location.

APPENDIX F – MISCELLANEOUS ON-SITE PHOTOGRAPHS

APPENDIX F – MISCELLANEOUS ON-SITE PHOTOGRAPHS




TesTex equipment setup in basket for magnetic crawler use.




The Viper LFET/U.T. crawler on plate in Course C of the Upper Dome.

APPENDIX F – MISCELLANEOUS ON-SITE PHOTOGRAPHS



Defects found and repaired from the first inspection in January 2005 and new defects found around those areas in Quadrant A of the Extension.



Miscellaneous defects found in Quadrant B of the Expansion Joint and Barrel.

APPENDIX F – MISCELLANEOUS ON-SITE PHOTOGRAPHS



A view from the catwalk looking down at the vertical inspection drops.



Both inspection crews in the Upper Dome during Viper LFET/U.T. Crawler work.

APPENDIX F – MISCELLANEOUS ON-SITE PHOTOGRAPHS



Inspection team #1 using the Viper LFET/U.T. Crawler on course C in Quadrant C of the Upper Dome.




Inspection team #2 using the Viper LFET/U.T. crawler on course C in Quadrant B of the Upper Dome.

APPENDIX F – MISCELLANEOUS ON-SITE PHOTOGRAPHS




A view from the catwalk of the Viper Crawler performing an Ultrasonic Inspection of course D of the Upper Dome.




A close up view of the Viper Crawler performing an Ultrasonic Inspection at course D of the Upper Dome.

APPENDIX F – MISCELLANEOUS ON-SITE PHOTOGRAPHS



A close up view of the Viper Crawler on course E of the Upper Dome.




A view of the Viper Crawler inspecting course E of the Upper Dome.

APPENDIX B
PHOTOGRAPHIC DOCUMENTATION




Photograph 1 – Through hole in the expansion joint (Flaw #6).



Photograph 2 – Scanning course “C” of the upper dome using a crawler.



Photograph 3 – A view of the barrel and lower dome from the tower at the catwalk level.



Photograph 4 – Taking UT measurements on course "E" of the upper dome using a crawler



Photograph 5 – A 3-inch grout nozzle that has been examined by UT measurements and eddy current scanning. No weld or metal thickness flaws were detected, however, there is coating failure.




Photograph 6 – A 3-inch grout nozzle that has not been examined by UT testing or eddy current scanning.



Photograph 7 – Pipe support and reinforcing plate for the 18-inch inlet/outlet line.



Photograph 8 – The 18-inch inlet/outlet line.



Photograph 9 – Underside of the expansion joint, quadrant B, vertical drop 10.



Photograph 10 – Underside of the expansion joint, quadrant A, vertical drop 15.



Photograph 11 – Expansion joint, quadrant B.



Photograph 12 – Bottom of the tank. Note the 32-inch inlet/outlet line and the 4 x $\frac{3}{4}$ -inch sample lines.

APPENDIX C
HISTORICAL INFORMATION

RED HILL TANK NO. 15
PRODUCT: DFM

<u>DATE</u>	<u>REMARKS</u>
8/27/51	Cleaned tank. Labor Cost \$2150. Material: \$420.65.
10/11/63	Calibrated gauge.
9/64	Cleaned by PHNAVSHIPYD. Condition of tank good. Cost: \$3,960.
10/30/67	Changed oil seals on tank valves.
9/20/72	Emptied and cleaned for conversion.
9/22-10/5/72	Cleaned tank in preparation for conversion to Navy Distillate. Labor cost: \$1,250.
10/27/72	Converted to Navy Distillate. Emptied and cleaned for conversion.
9/14/73	Telemeter system installed. Converted to DFM.
6/75	Emptied tank.
6/75	Welded "T" to mainline 16".
8/1/80	Completed fuel removal for turnover to contractor.
8/4/80	Contractor began work.
7/14/81	Deputy Director inspected tank. Tank was found to be in good condition and suitable for return to service.
7/19/81	Tank was returned to service. Tank leaked badly and fuel level in tank was dropped to try and isolate leak.
8/30/81	Tank was removed from service for leak repairs.
10/2/81	Tank was refilled after first rework to repair leaks. Tank was filled to 185' level and showed leakage.
1/6/82	Tank was refilled for leak testing.

U
S
N
A
V
Y
R
E
C
O
R
D
S
O
F
F
I
C
E

APPENDIX D
REPAIR SKETCHES

CLIENT/SUBJECT FTSC/AFCEE W.O. NO. 176

TASK DESCRIPTION Red Hill TANK No. 15 TASK NO. _____

PREPARED BY DAN O. DEPT _____ DATE 9-1-05

MATH CHECK BY _____ DEPT _____ DATE _____

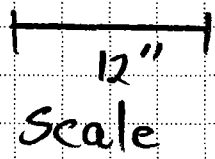
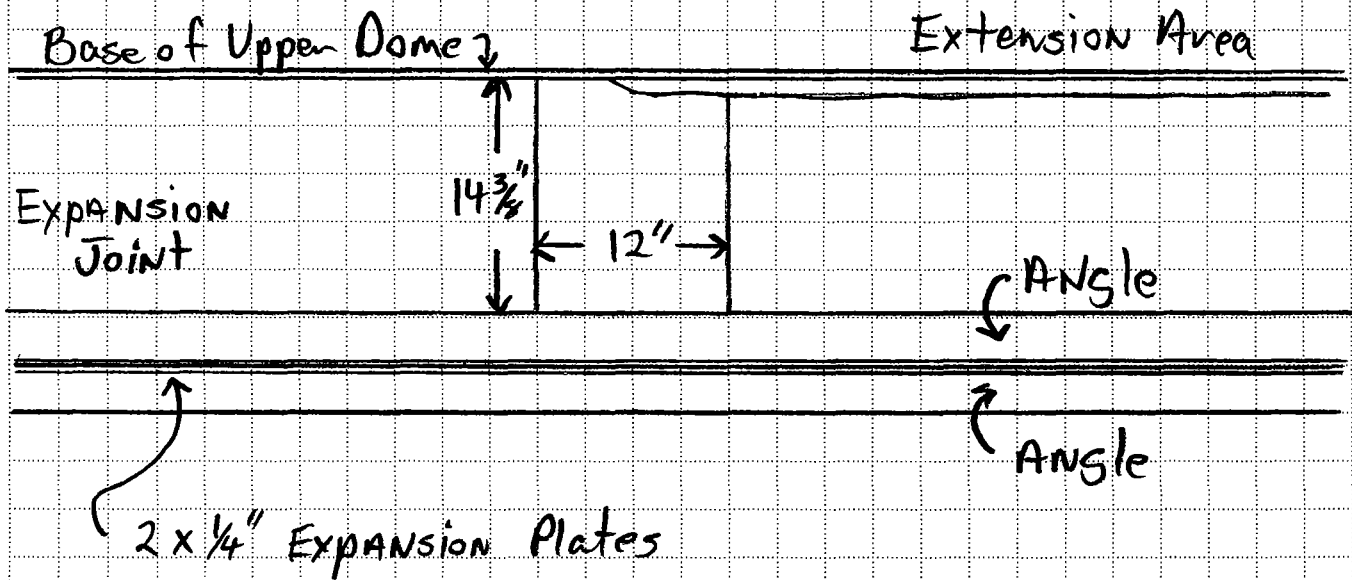
METHOD REV. BY _____ DEPT _____ DATE _____

APPROVED BY
DEPT _____ DATE _____

Repair Flaw No. 66

TANK Section: Barrel (Expansion Joint) Quadrant: A

Vertical Drop: 13 ROW: E-4



Note: - No Radius on Corners.
- Trim Patch Plate,
Not existing weld.

CLIENT/SUBJECT FISC/AECE

W.O. NO. 176

TASK DESCRIPTION Red Hill TANK No. 15

TASK NO. _____

PREPARED BY DAN D. DEPT _____ DATE 9-1-05

APPROVED BY	

DEPT _____	DATE _____

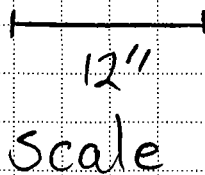
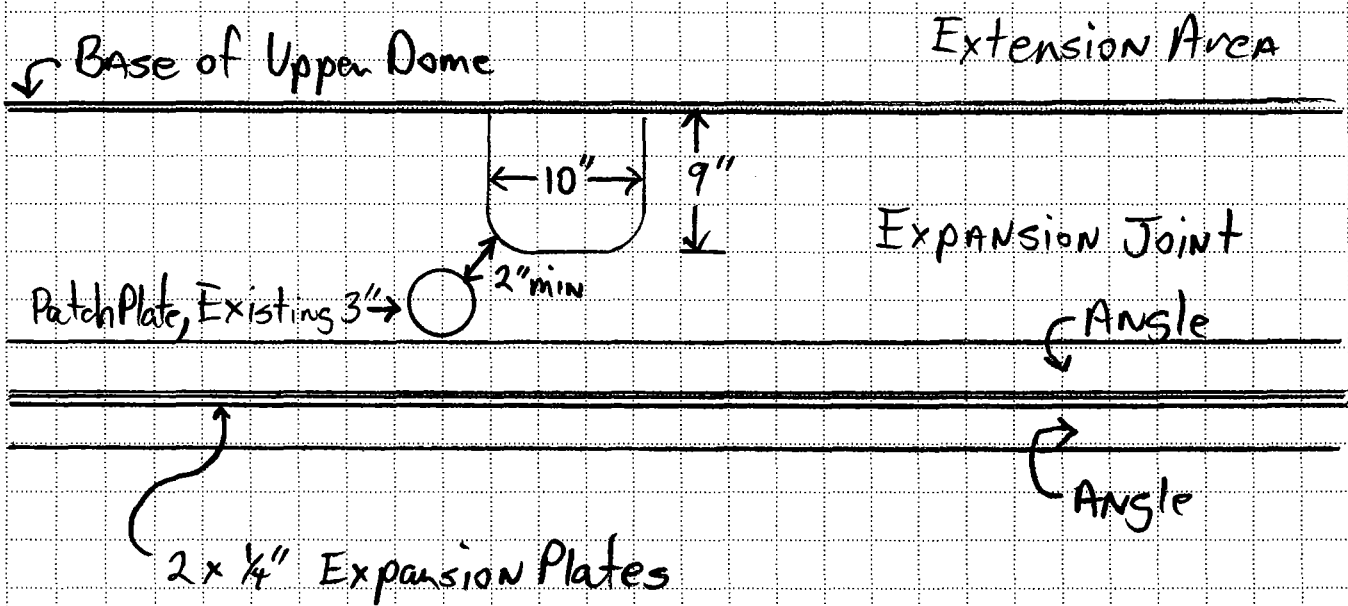
MATH CHECK BY _____ DEPT _____ DATE _____

METHOD REV. BY _____ DEPT _____ DATE _____

Repair FLAW No. 91

TANK Section: Barrel (Expansion Joint) Q: A

Vertical Drop: 18 Row: E-4



- Note:-
- No radius on upper corners
 - 3" radius on lower corners
 - Trim P/R Not Weld

CLIENT/SUBJECT AFCEE / FISC W.O. NO. _____

TASK DESCRIPTION Red Hill TANK No. 15 TASK NO. 176

PREPARED BY DAN D. DEPT _____ DATE 9-6-05

MATH CHECK BY _____ DEPT _____ DATE _____

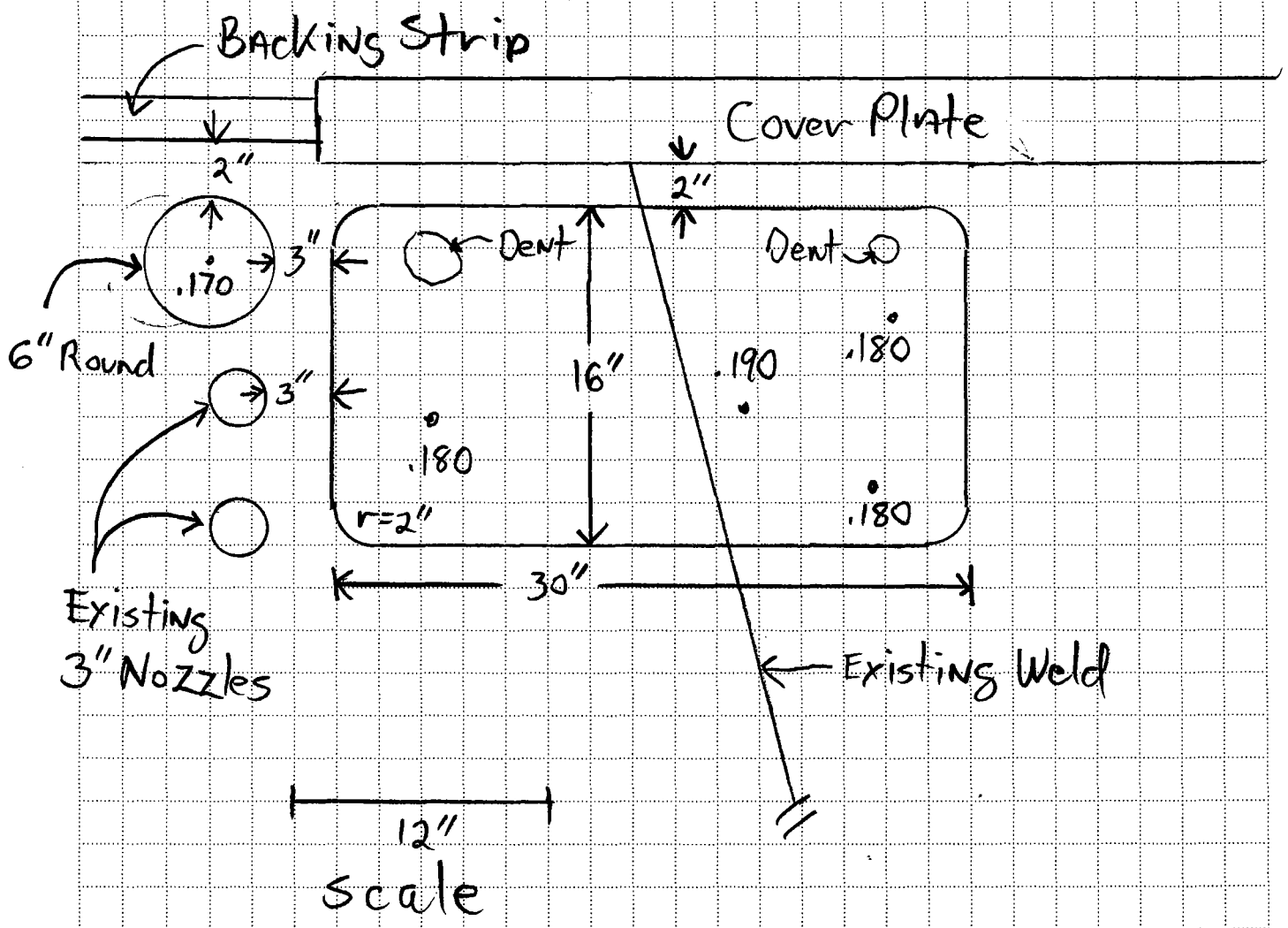
METHOD REV. BY _____ DEPT _____ DATE _____

APPROVED BY
DEPT _____ DATE _____

Repair Flaw Nos 134, 135, 136, 137, 138

TANK Section: Extension Quadrant: A

Vertical Drop: 13 Row #: E-3



CLIENT/SUBJECT FISC/AFCEE

W.O. NO. 176

TASK DESCRIPTION Red Hill TANK No. 15

TASK NO.

PREPARED BY DAN D. DEPT DATE 8-25-05

APPROVED BY

MATH CHECK BY DEPT DATE

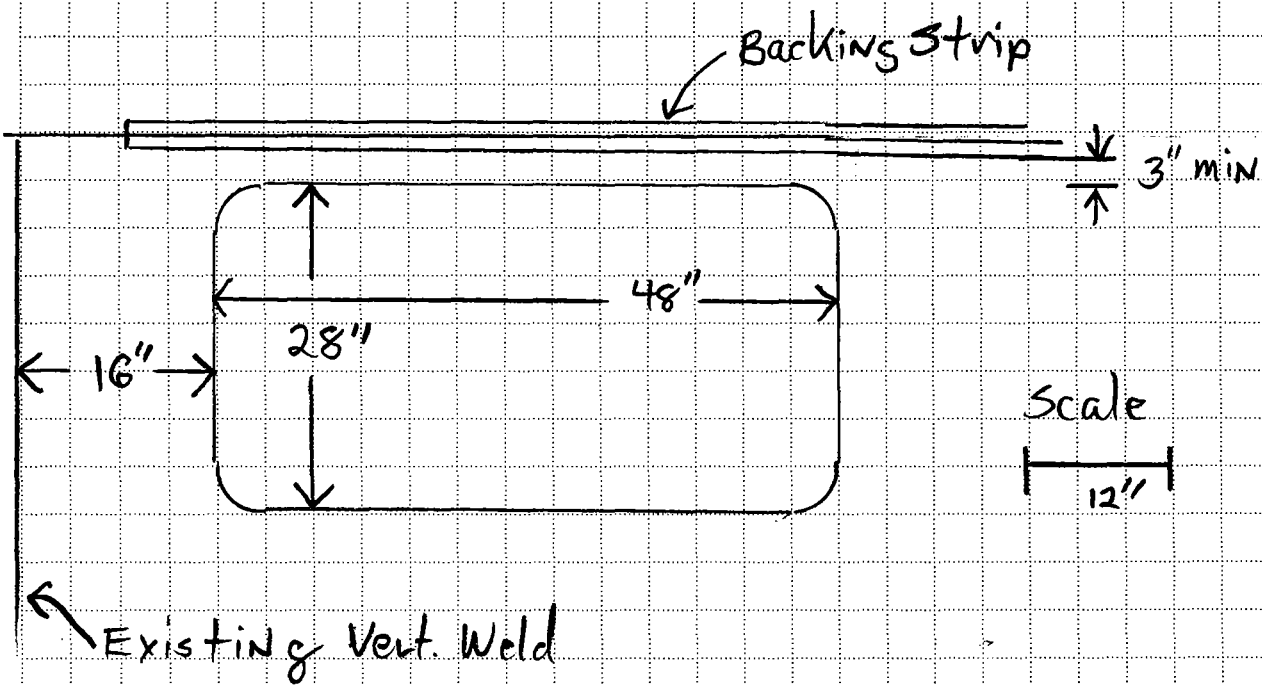
METHOD REV. BY DEPT DATE

DEPT DATE

Repair Flaw Nos. 149, 150, 151, 152, 153

TANK Section: Extension Quadrant: A

Vertical Drop: 14 Row #: E-3



- 1) Remove 2 x 3" Nozzles
- 2) 4" Radius corners on Patch Plate

CLIENT/SUBJECT FISC/AFCEE

W.O. NO. 176

TASK DESCRIPTION Red Hill TANK No. 15

TASK NO. _____

PREPARED BY DAN D. DEPT _____ DATE 8-25-05

APPROVED BY _____

MATH CHECK BY _____ DEPT _____ DATE _____

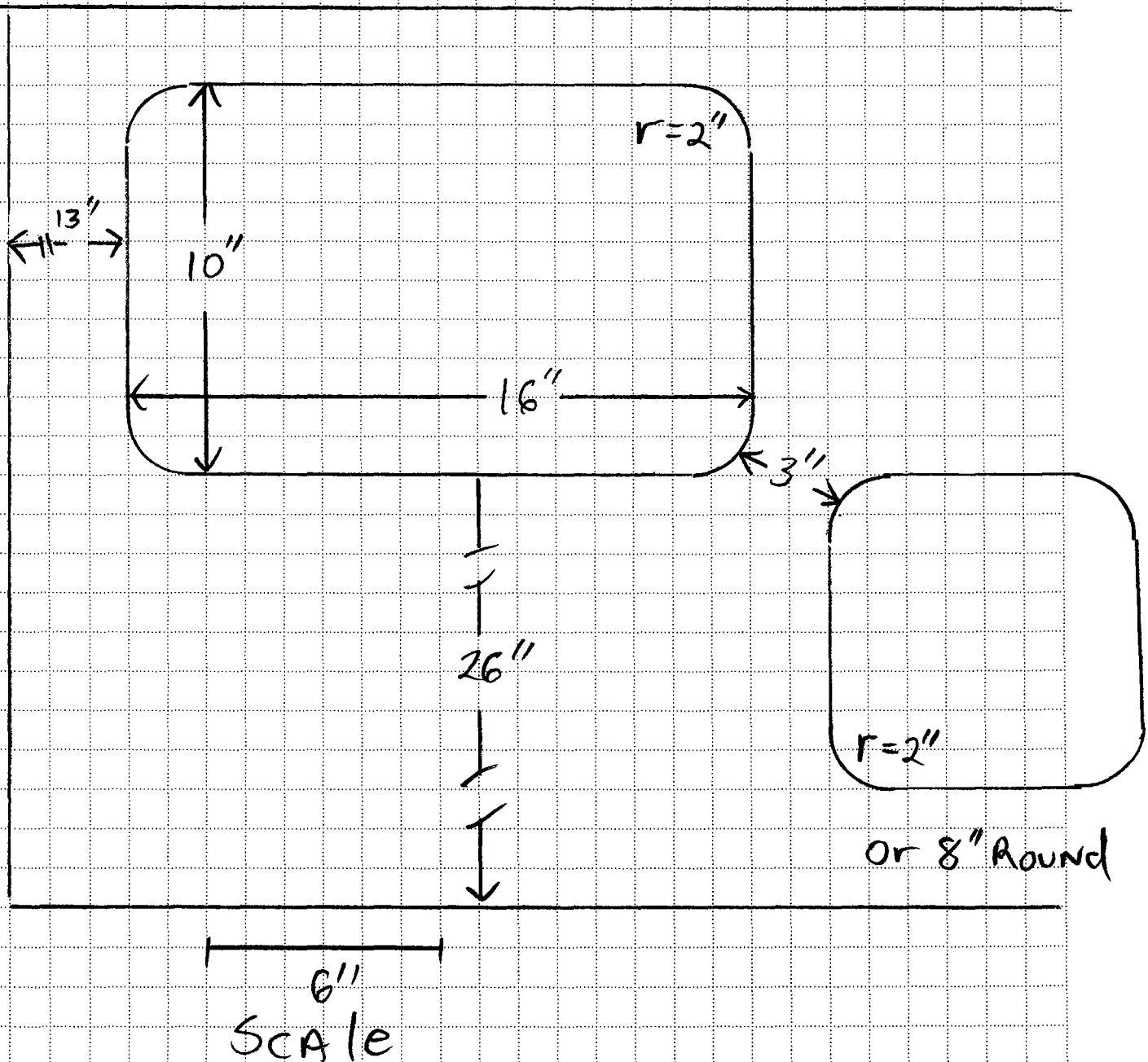
METHOD REV. BY _____ DEPT _____ DATE _____

DEPT _____ DATE _____

Repair Flaw Nos. 154, 155

TANK Section: Upper Dome Quad: A

Plate: 12 Course: A



CLIENT/SUBJECT FISC/AFCEE

W.O. NO. 176

TASK DESCRIPTION Red Hill TANK No. 15

TASK NO. _____

PREPARED BY DAN D. DEPT _____ DATE 9-1-05

APPROVED BY _____

MATH CHECK BY _____ DEPT _____ DATE _____

METHOD REV. BY _____ DEPT _____ DATE _____

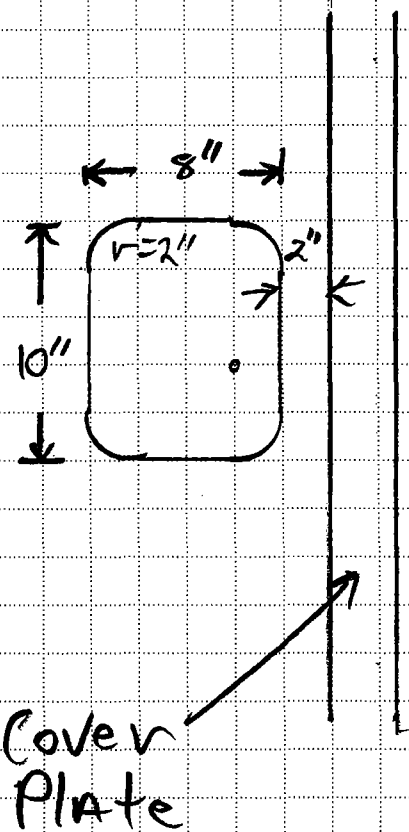
DEPT _____ DATE _____

Repair Flaw No. 158

TANK Section: Upper Dome Quadrant: A

Plate No.: 15

Course: B



CLIENT/SUBJECT FISC / AFCEE

W.O. NO. 176

TASK DESCRIPTION Red Hill TANK No. 15

TASK NO. _____

PREPARED BY DAN O. DEPT _____ DATE 9-1-05

APPROVED BY	
_____	_____
DEPT _____	DATE _____

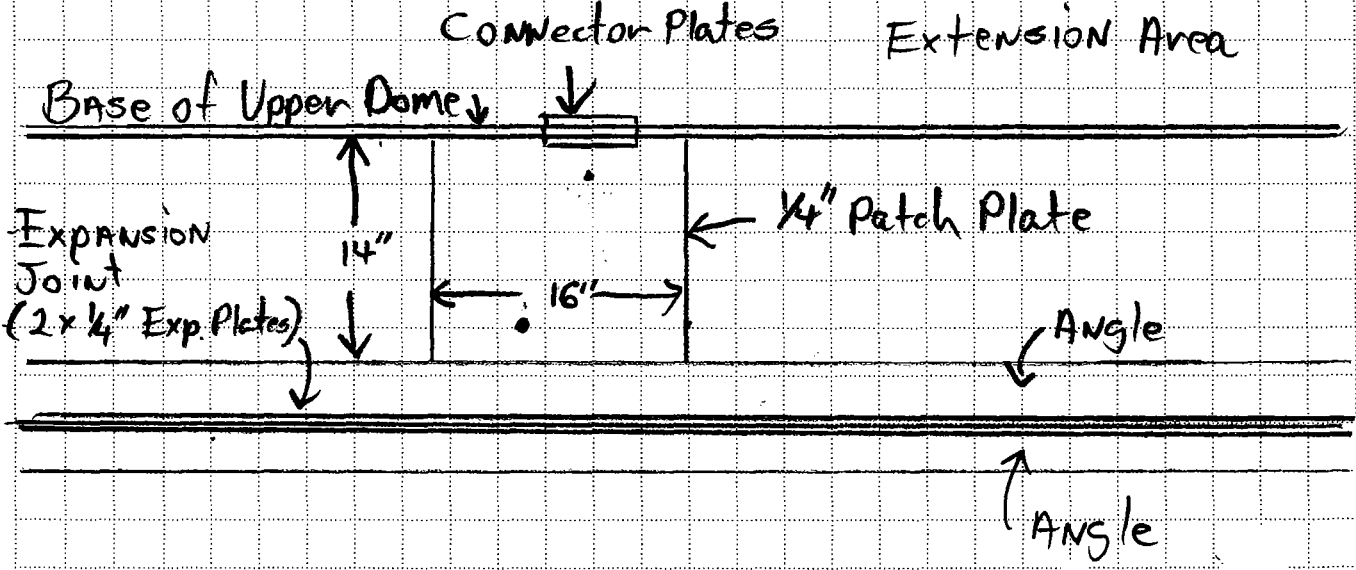
MATH CHECK BY _____ DEPT _____ DATE _____

METHOD REV. BY _____ DEPT _____ DATE _____

Repair Flaw No 6 (and 6A)

TANK Section : Barrel (Expansion Joint) Q: B

Vertical Drop : 1 ROW # : E-4



Note: - No Radius on Corners.
 - Trim Patch Plate not existing weld.

CLIENT/SUBJECT FISC/AFCEE

W.O. NO. 176

TASK DESCRIPTION Red Hill TANK No. 15

TASK NO. _____

PREPARED BY DAN D. DEPT _____ DATE 9-1-05

APPROVED BY _____

MATH CHECK BY _____ DEPT _____ DATE _____

METHOD REV. BY _____ DEPT _____ DATE _____

DEPT _____ DATE _____

Repair FLAW Nos. 11, 12, 13 (Option B)

TANK Section: Barrel Quadrant: B

Vertical Drop: 4 Row#: 1

Extension Area

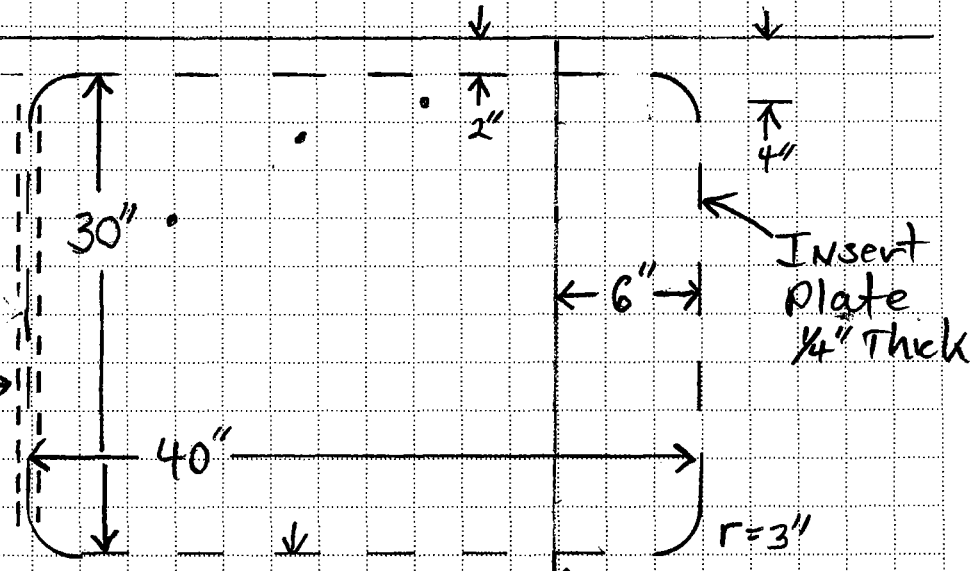
EXPANSION JOINT
(2 x 1/4" Expansion Plates)

Base of Upper Dome
(1" Plate)

Angle

Angle

Break out Concrete
Around Perimeter
Install
1/4" x 2" Backing
Strip, Fillet
Weld to Existing
Plate



2" MIN

Existing Welds

12" Scale

CLIENT/SUBJECT FISC/AFCEE

W.O. NO. 176

TASK DESCRIPTION Red Hill TANK No. 15

TASK NO. _____

PREPARED BY DAN D. DEPT _____ DATE 9-1-05

APPROVED BY _____

MATH CHECK BY _____ DEPT _____ DATE _____

METHOD REV. BY _____ DEPT _____ DATE _____

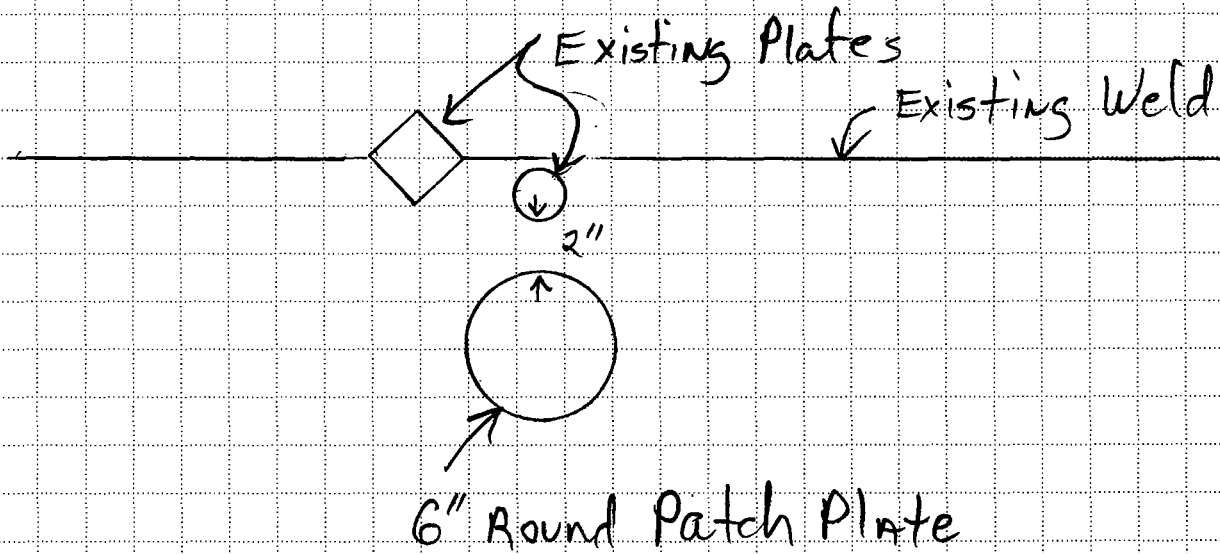
DEPT _____ DATE _____

Repair Flaw No. 16

TANK Section: Barrel Quadrant: B

Vertical Drop: 4

Row #: 2



CLIENT/SUBJECT FISC/AFCEE

W.O. NO. 176

TASK DESCRIPTION Red Hill TANK No. 15

TASK NO. _____

PREPARED BY DAN D. DEPT _____ DATE 8-25-05

APPROVED BY _____

MATH CHECK BY _____ DEPT _____ DATE _____

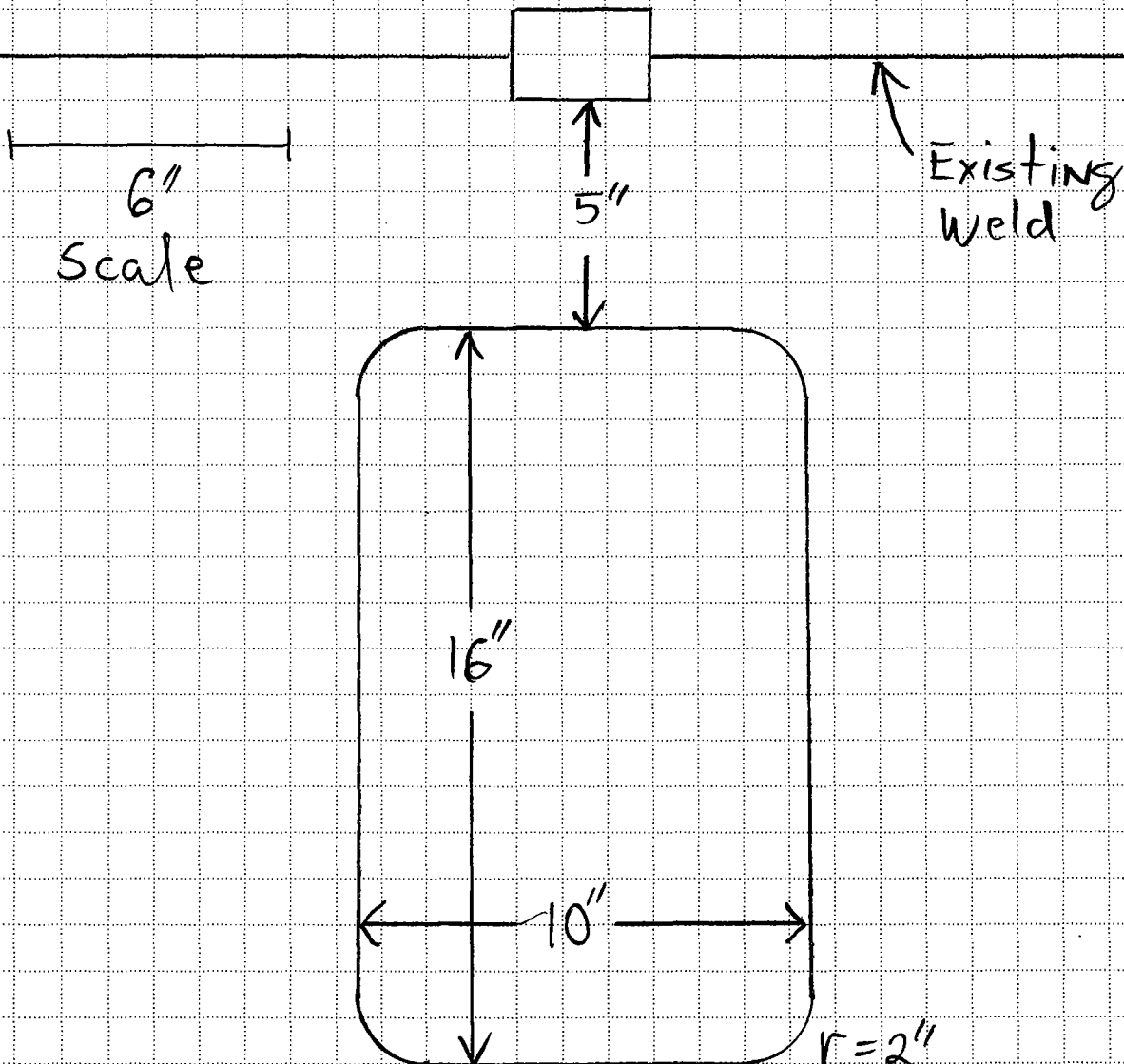
METHOD REV. BY _____ DEPT _____ DATE _____

DEPT _____ DATE _____

Repair Flaw Nos. 19, 20

TANK Section: Barrel Quadrant: B

Vertical Drop: 4 Row #: 4



CLIENT/SUBJECT FISC/AFCEE

W.O. NO. 176

TASK DESCRIPTION Red Hill TANK No. 15

TASK NO. _____

PREPARED BY DAN D. DEPT _____ DATE 8-25-05

APPROVED BY _____

MATH CHECK BY _____ DEPT _____ DATE _____

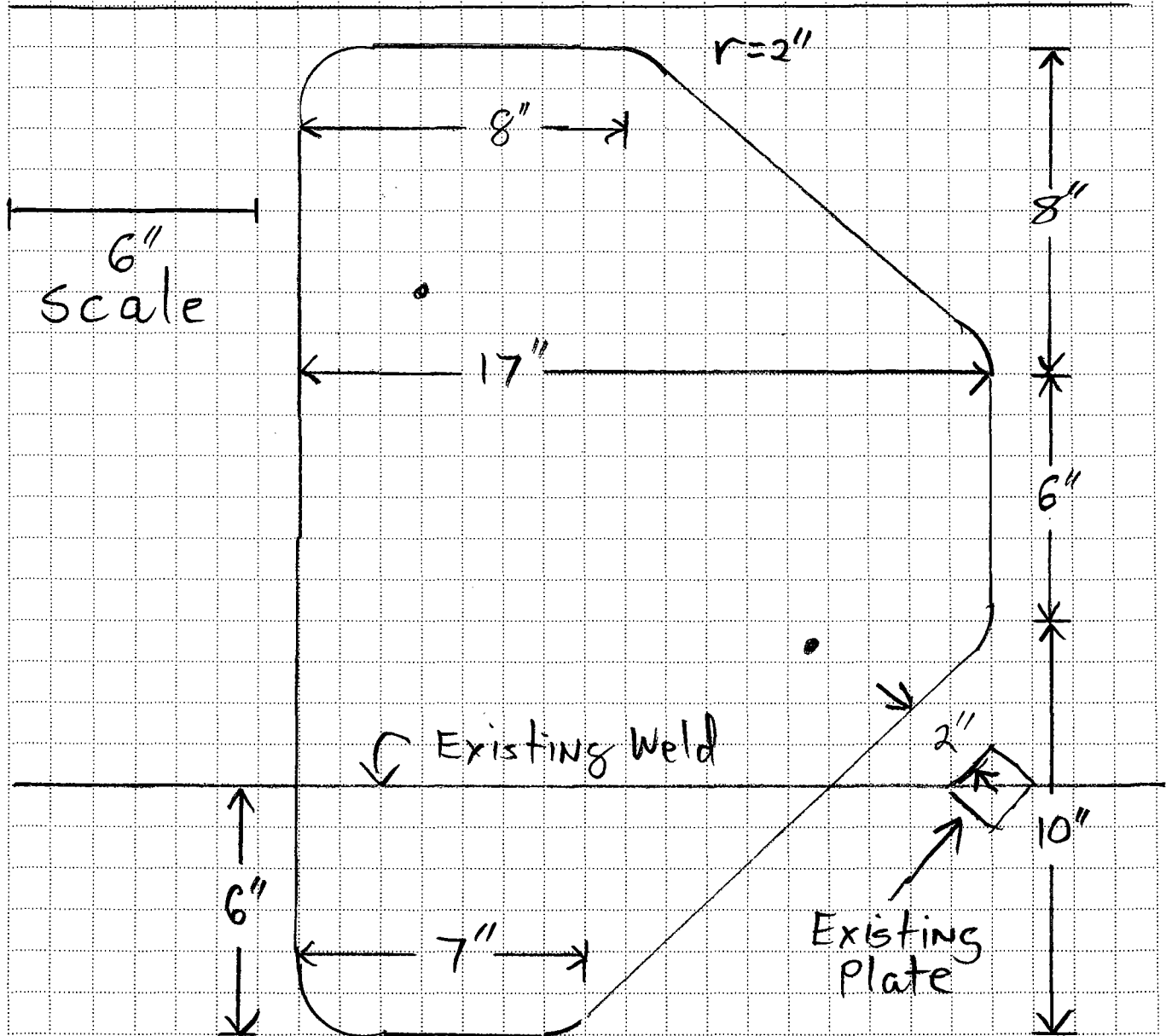
METHOD REV. BY _____ DEPT _____ DATE _____

DEPT _____ DATE _____

Repair Flaw: Nos. 22, 23

TANK Section: Barrel Quadrant: B

Vertical Drop: 4 Row #: 4



CLIENT/SUBJECT FISC / AFCEE

W.O. NO. 176

TASK DESCRIPTION Red Hill TANK No. 15

TASK NO. _____

PREPARED BY DAN D. DEPT _____ DATE 8-25-05

APPROVED BY	

DEPT _____	DATE _____

MATH CHECK BY _____ DEPT _____ DATE _____

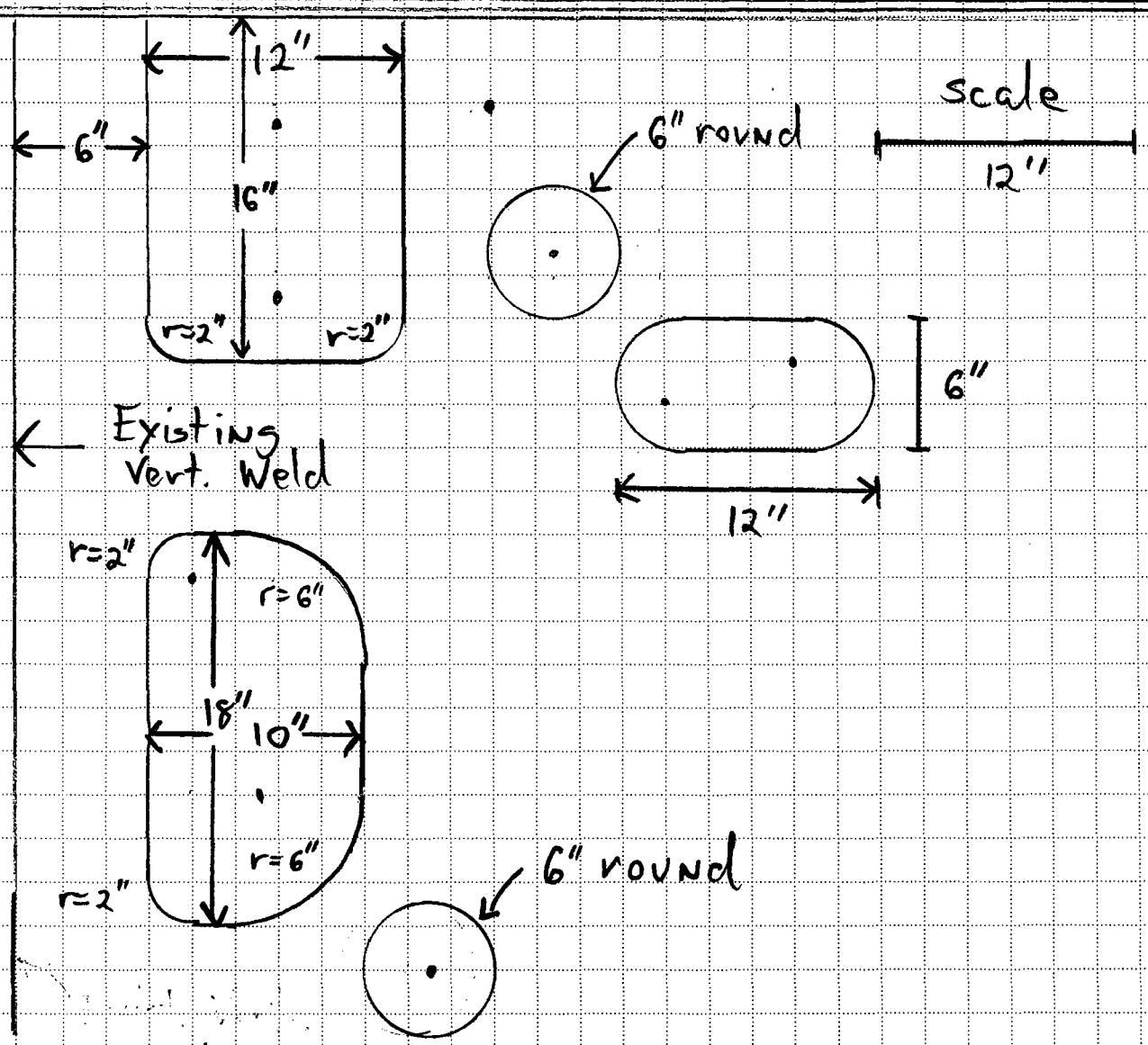
METHOD REV. BY _____ DEPT _____ DATE _____

Repair Flaw Nos 97, 98, 99, 100, 102, 103, 104, 105

TANK Section: Extension Quadrant: B

Vertical Drop: 1 Row #: E-3

Existing Backing Strip



CLIENT/SUBJECT FISC / AFCEE

W.O. NO. 176

TASK DESCRIPTION Red Hill TANK No. 15

TASK NO. _____

PREPARED BY DAN O. DEPT _____ DATE 9-5-05

APPROVED BY _____

MATH CHECK BY _____ DEPT _____ DATE _____

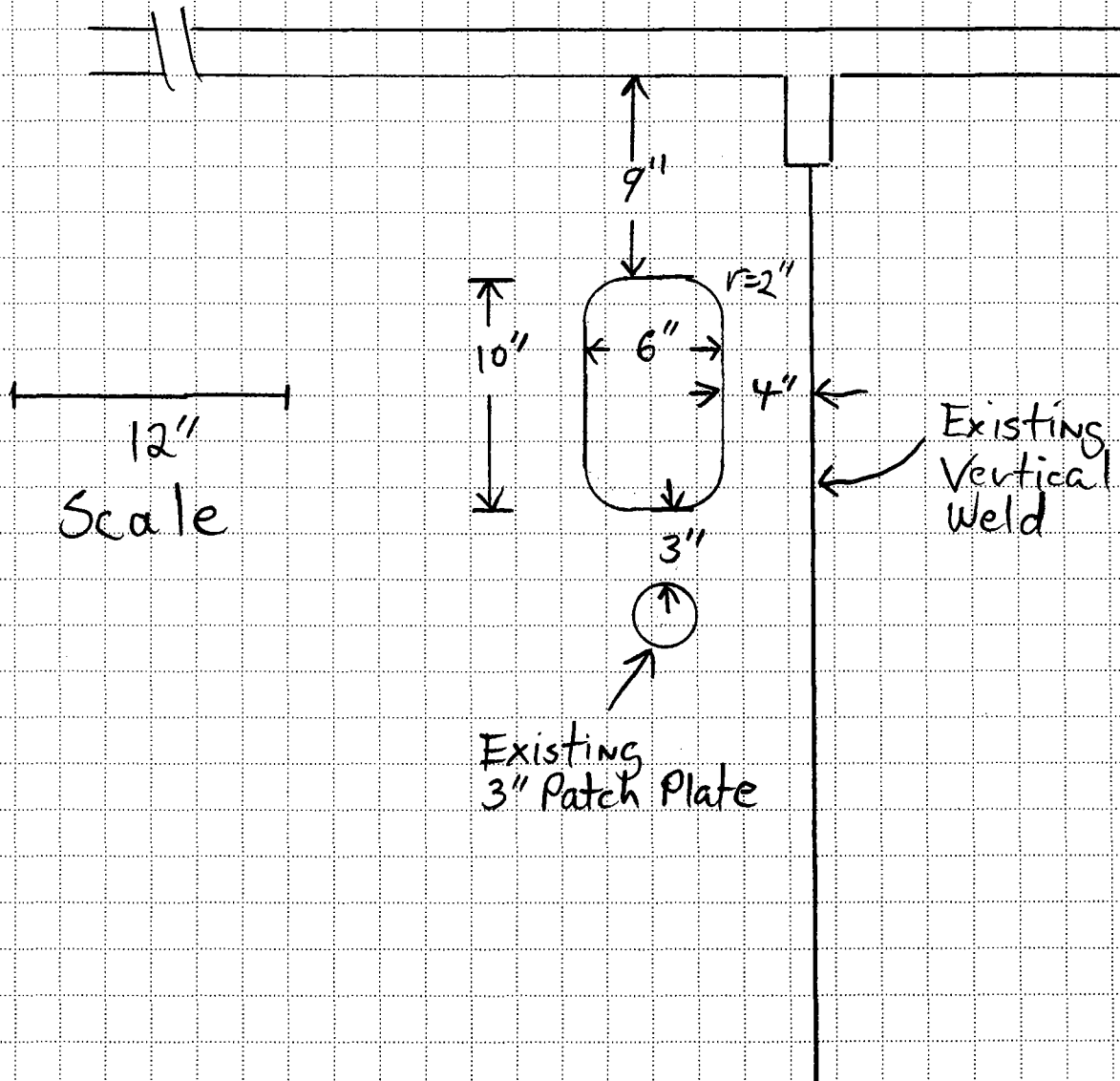
METHOD REV. BY _____ DEPT _____ DATE _____

DEPT _____ DATE _____

Repair Flaw No. 108

TANK Section: Extension Quadrant: B

Vertical Drop: 1 Row: E-3



CLIENT/SUBJECT FTSC / AFCEE

W.O. NO. 176

TASK DESCRIPTION RedWill TANK No. 15

TASK NO. _____

PREPARED BY DAN D. DEPT _____ DATE 9-5-05

APPROVED BY
DEPT _____ DATE _____

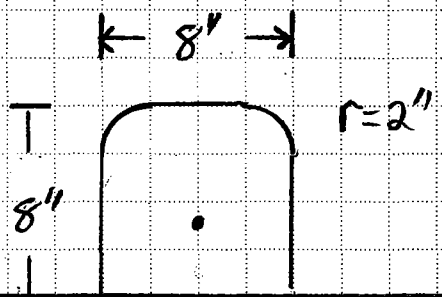
MATH CHECK BY _____ DEPT _____ DATE _____

METHOD REV. BY _____ DEPT _____ DATE _____

Repair Flaw No. 109

TANK Section: Extension Quadrant B

Vertical Drop: 1 Row E-3



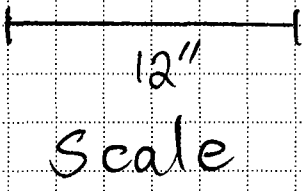
Extension Area

Filler Plate

Angle

EXPANSION Area

BASE of Dome



CLIENT/SUBJECT FISC / AFCEE

W.O. NO. 176

TASK DESCRIPTION Red Hill TANK No. 15

TASK NO. _____

PREPARED BY DAN D. DEPT _____ DATE 9-2-05

APPROVED BY _____

MATH CHECK BY _____ DEPT _____ DATE _____

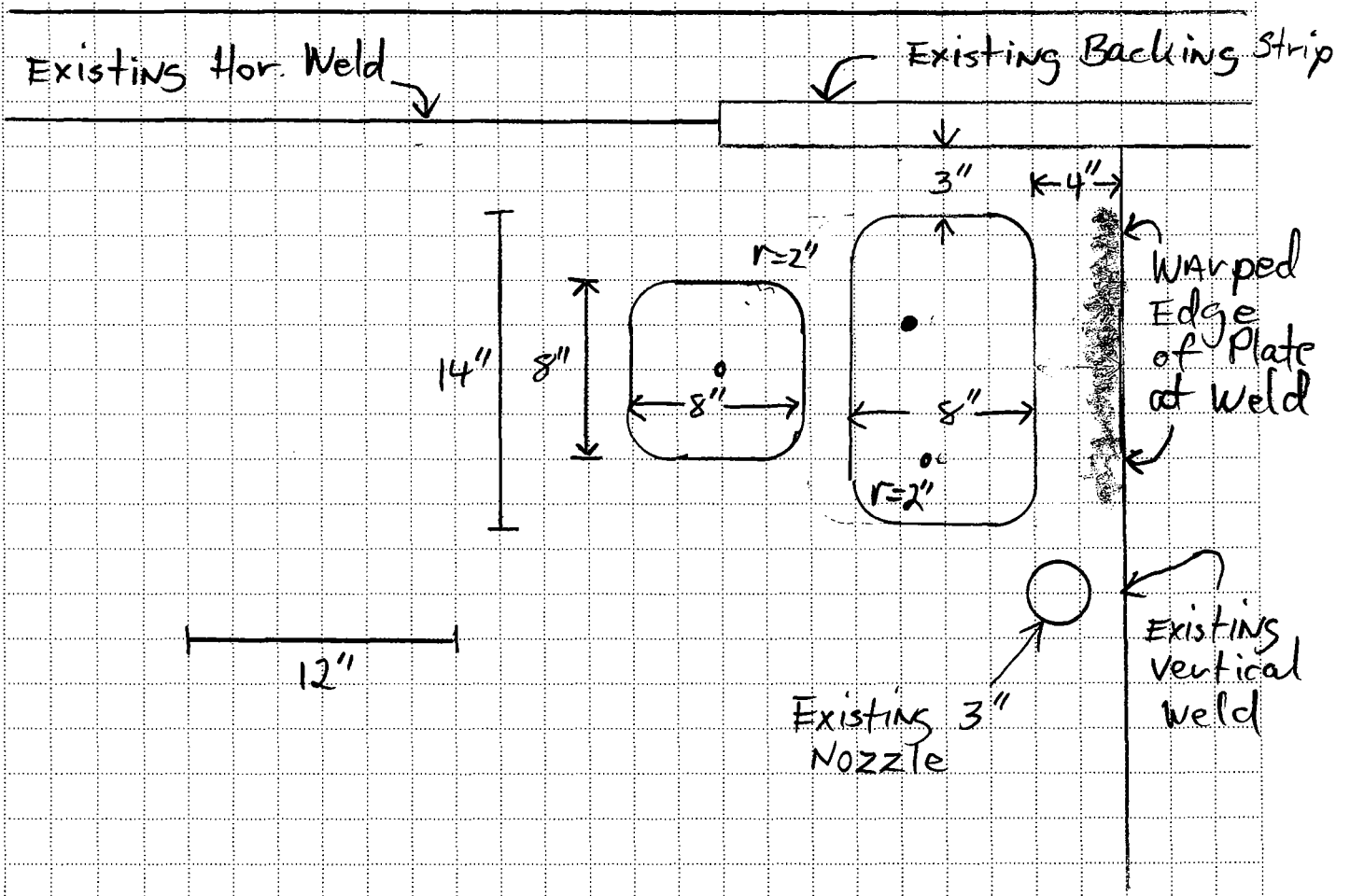
METHOD REV. BY _____ DEPT _____ DATE _____

DEPT _____ DATE _____

Repair Flaw Nos, 121, 122, 123

TANK Section: Extension Quadrant B

Vertical Drop: 2 Row: E-3



CLIENT/SUBJECT FISC/AFCEE

W.O. NO. 176

TASK DESCRIPTION Red Hill TANK No. 15

TASK NO. _____

PREPARED BY DAN D. DEPT _____ DATE 9-2-05

APPROVED BY _____

MATH CHECK BY _____ DEPT _____ DATE _____

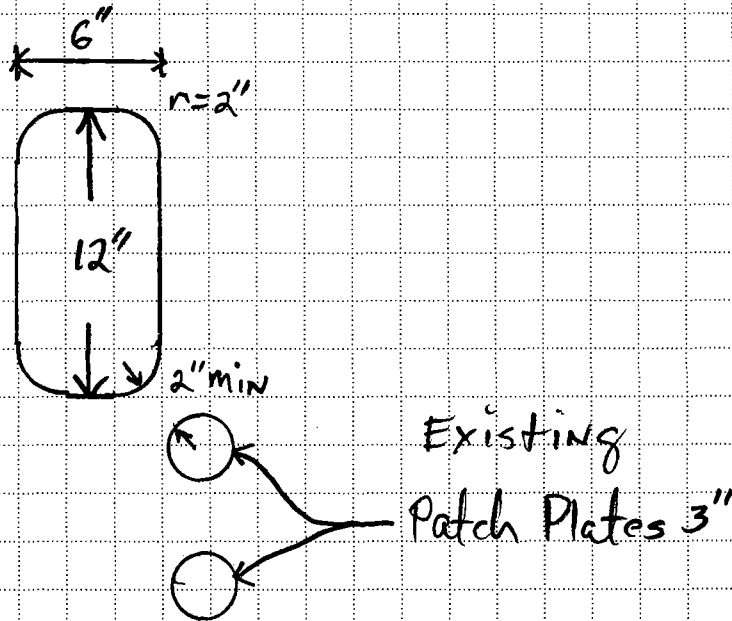
METHOD REV. BY _____ DEPT _____ DATE _____

DEPT _____ DATE _____

Repair Flaw Nos. 125, 126

TANK Section: Extension Quadrant: B

Vertical Drop: 2 Row #: E-1



CLIENT/SUBJECT FTSC/AFCEE

W.O. NO. 176

TASK DESCRIPTION Red Hill TANK No. 15

TASK NO. _____

PREPARED BY DAN D. DEPT _____ DATE 9-1-05

APPROVED BY

DEPT _____ DATE _____

MATH CHECK BY _____ DEPT _____ DATE _____

METHOD REV. BY _____ DEPT _____ DATE _____

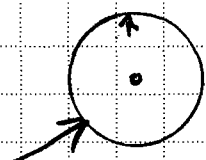
Repair Flaw No. 131

TANK Section: Extension Quadrant: B

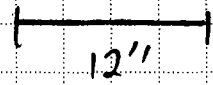
Vertical Drop: 8 Row #: E-2

Cover Plate
↓

3" min
↑



8" Round Patch Plate



Scale

CLIENT/SUBJECT FISC/AFC EE

W.O. NO. 176

TASK DESCRIPTION Red Hill TANK No. 15

TASK NO. _____

PREPARED BY DAN D. DEPT _____ DATE 8-25-05

APPROVED BY _____

MATH CHECK BY _____ DEPT _____ DATE _____

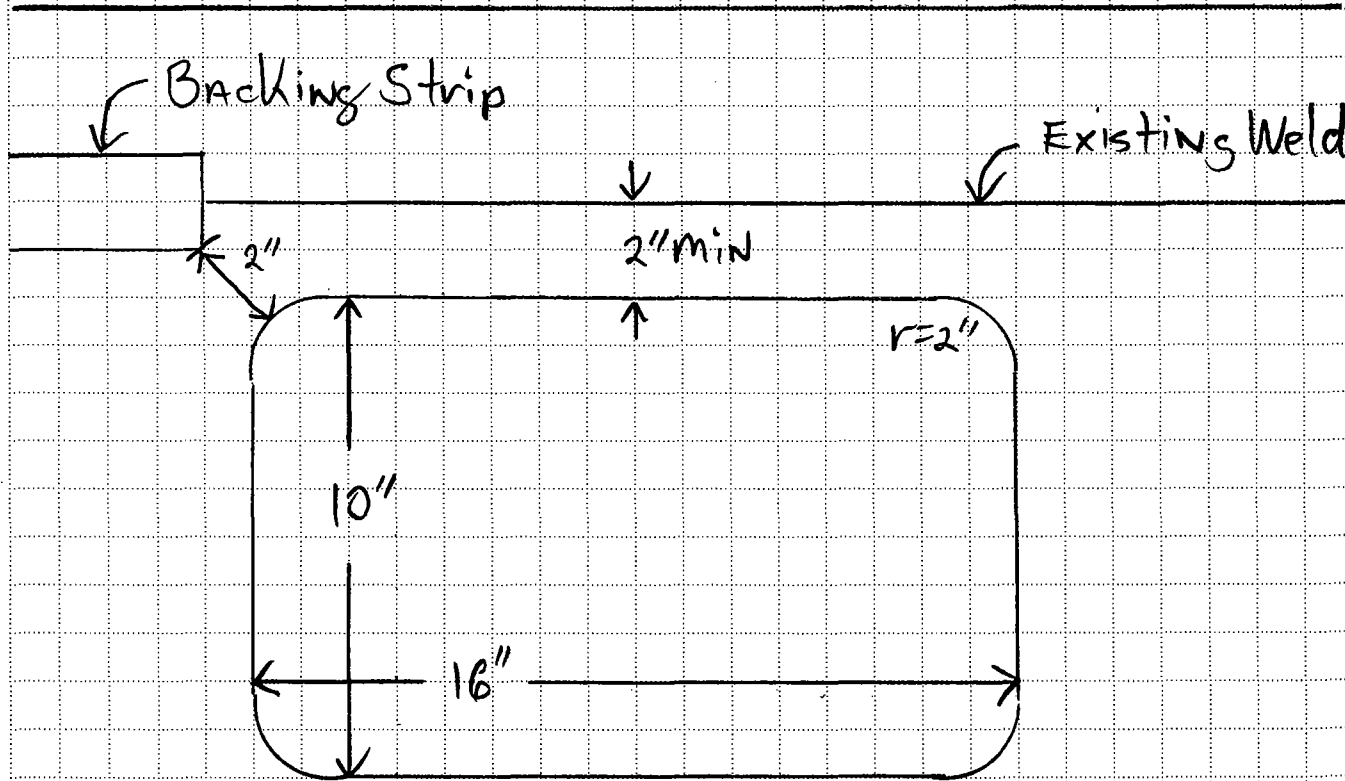
METHOD REV. BY _____ DEPT _____ DATE _____

DEPT _____ DATE _____

Repair Flaw No. 156

TANK Section: Extension Quadrant: B

Vertical Drop: 15 Row #: E-2



6" SCALE

CLIENT/SUBJECT AFCEE

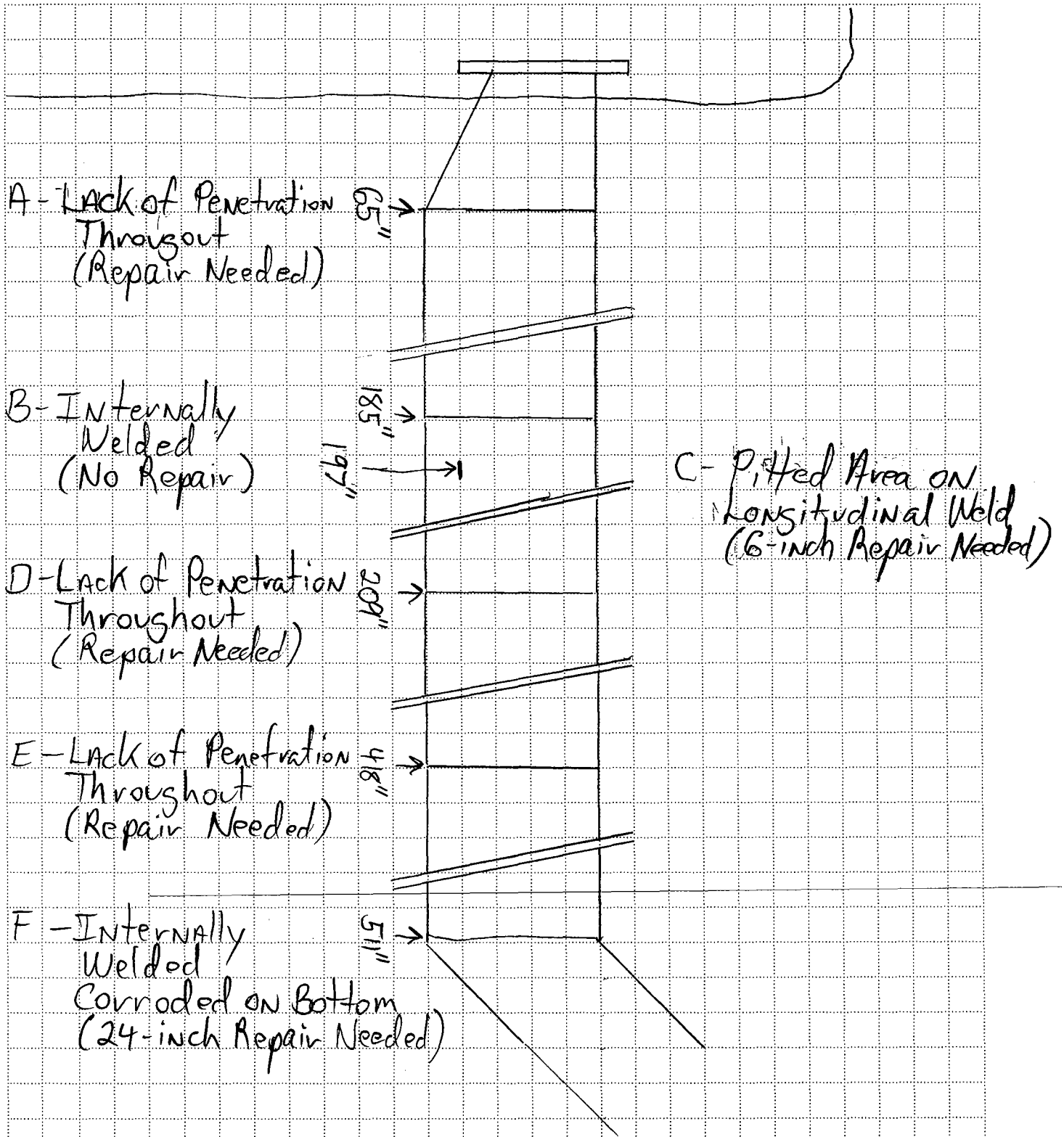
W.O. NO. _____

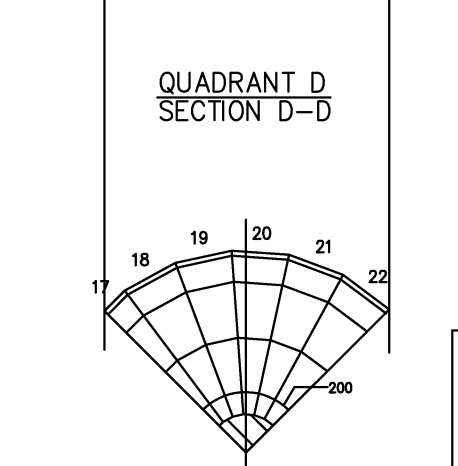
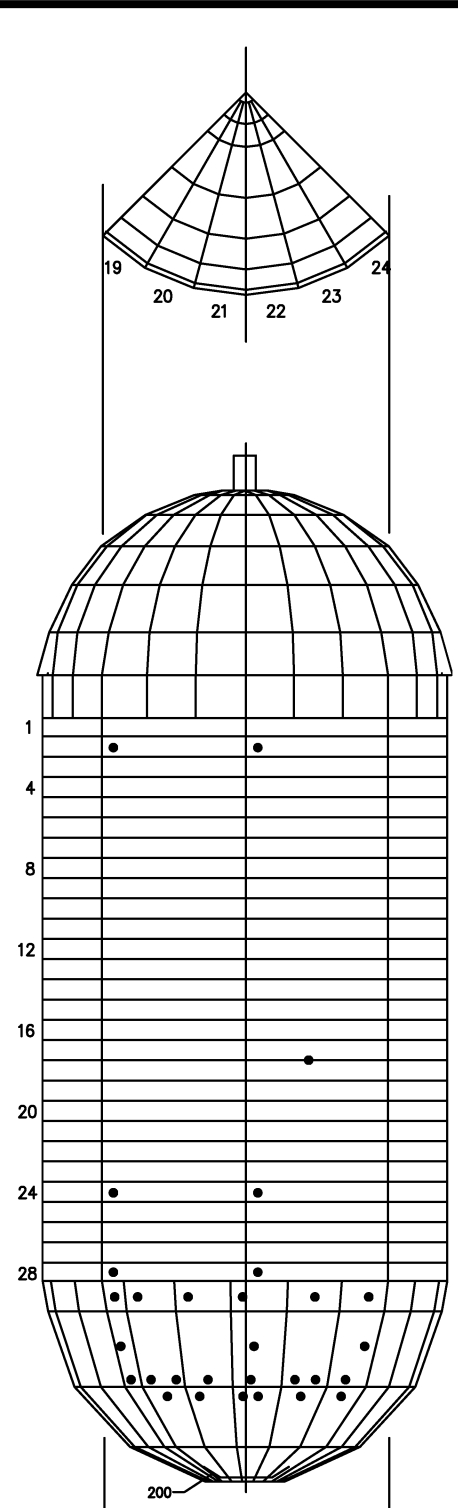
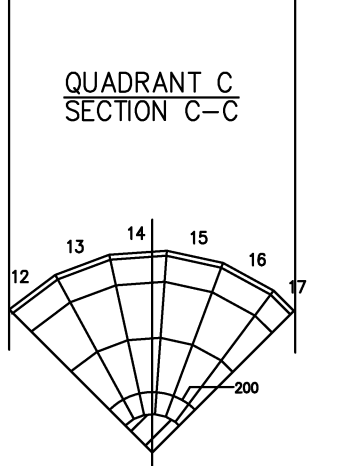
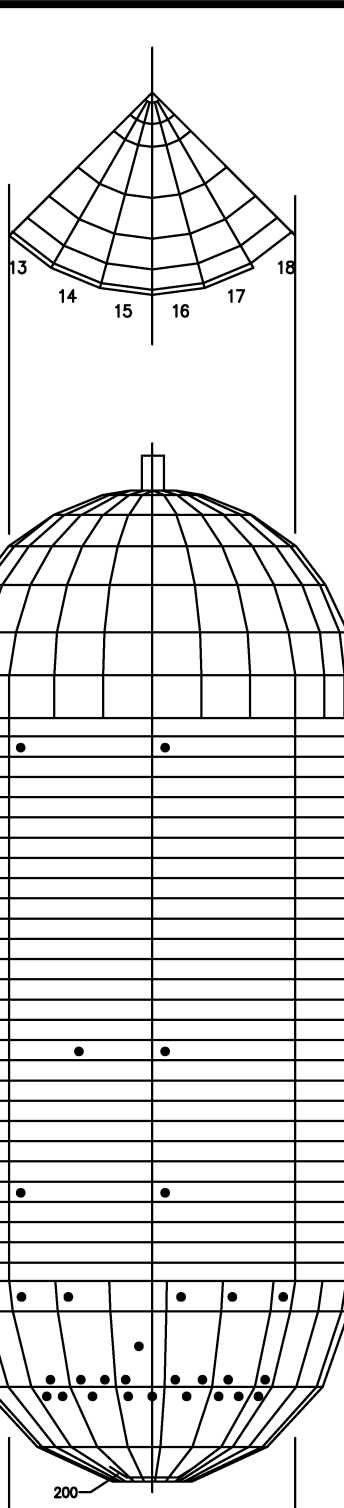
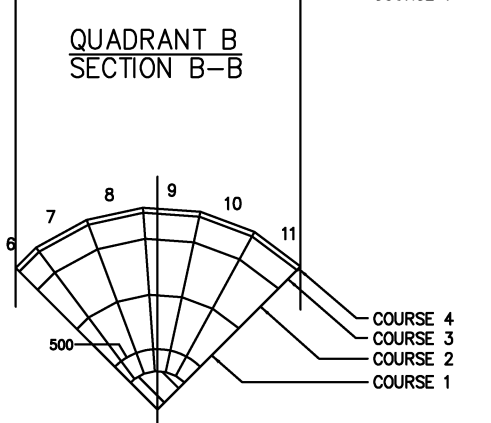
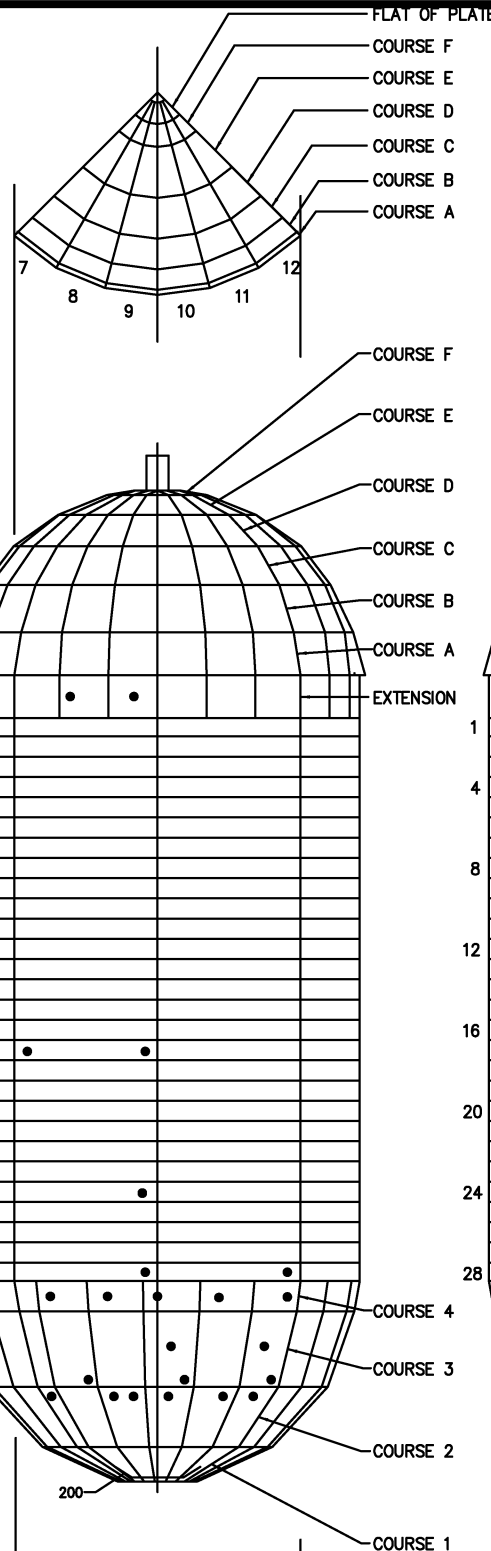
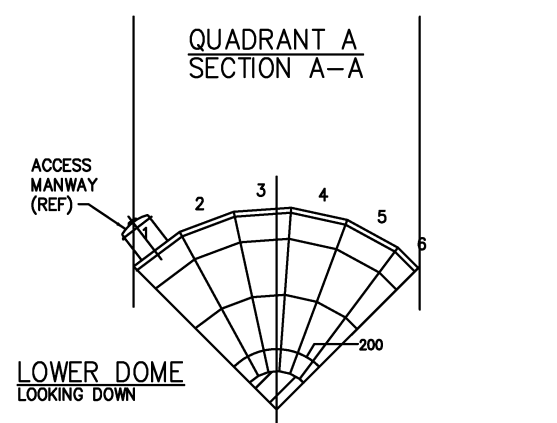
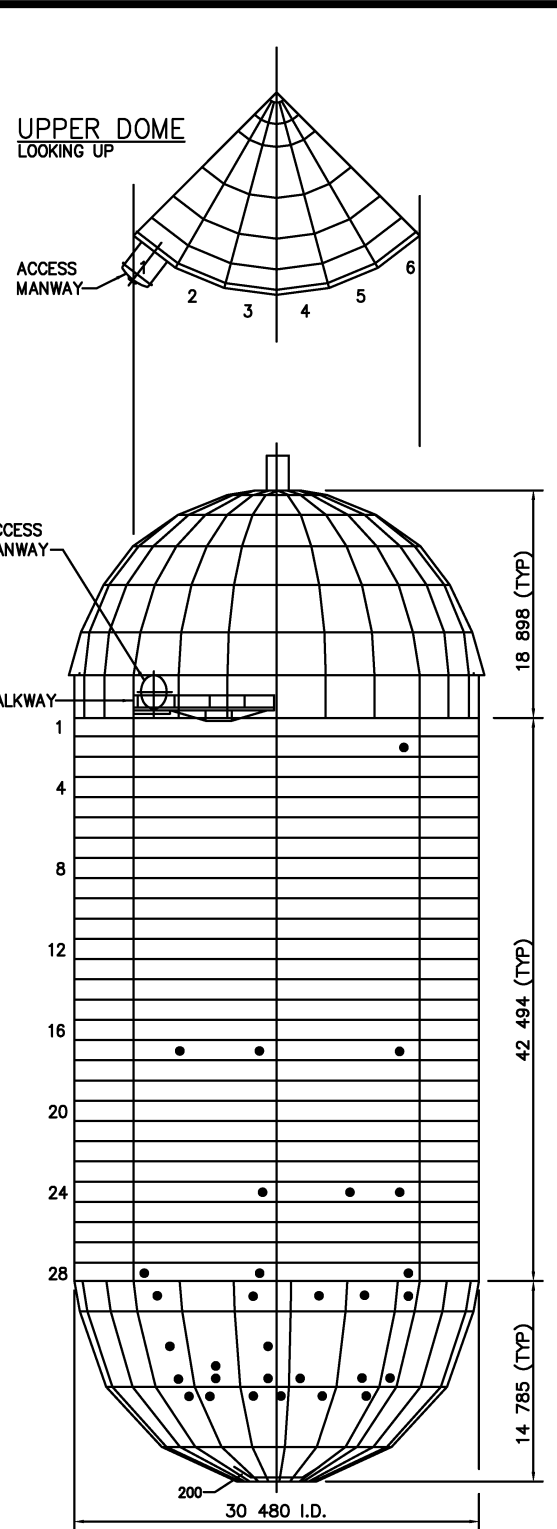
TASK DESCRIPTION JK 15 32" Nozzle InspectionTASK NO. 176PREPARED BY DFD DEPT _____ DATE 12-29-05

APPROVED BY
DEPT _____ DATE _____

MATH CHECK BY _____ DEPT _____ DATE _____

METHOD REV. BY _____ DEPT _____ DATE _____





LEGEND
 ● 3-IN NOZZLE WITH COATING FAILURE

WESTON SOLUTIONS
 841 BISHOP STREET SUITE 2507 HONOLULU, HAWAII 96813
 CONTRACT NO. FA9803-04-D-8681 - TCH176
 DATE: DECEMBER 05
 R.C. DATE: DATE
 C.D.P. BY: DATE
 D.F.D. DATE

TANK 15 - 3-INCH NOZZLES WITH COATING FAILURE
 CLEAN, INSPECT, AND REPAIR TANKS 15 & 16
 FISC PEARL HARBOR, HAWAII

NO.	DATE	BY

APPENDIX E
STRAPPING TABLE

Red Hill, Pearl Harbor, Hawaii

Issue Date: 11/1/2005

Capacities given in barrels of 42 U.S. gallons.

Gauge Height: 257'-00 5/8"

<p>Calibration Certificate For</p> <p>Tank No: 15</p> <p>Calibration Information</p> <p>Certificate No: 20051101001 Calibration Date: 09/21/22/05 Methods of Calibration: API MPMS 2.2A. Computed: 10/31/2005</p> <p>Tank Information</p> <p>Gauge Description: Top lip of 8" varec hatch, opposite of hiinge.</p> <p>Chart Information</p> <p>Product: F-76 Head Stress Applied at: 47.6° API Volume Units: Barrels Table Temp: 60° F</p> <p>Signature: _____ Date: _____</p> <p align="center">GAUGE POINT CALIBRATION PO Box 633, Rodeo, CA 94572 1-800-205-TANK FAX 1-510-787-9716</p>		<table border="1"> <thead> <tr> <th>in/in</th> <th>0 FT</th> </tr> </thead> <tbody> <tr><td>0</td><td>0.00</td></tr> <tr><td>1/16</td><td>0.30</td></tr> <tr><td>1/8</td><td>0.59</td></tr> <tr><td>3/16</td><td>0.89</td></tr> <tr><td>1/4</td><td>1.18</td></tr> <tr><td>5/16</td><td>1.48</td></tr> <tr><td>3/8</td><td>1.77</td></tr> <tr><td>7/16</td><td>2.07</td></tr> <tr><td>1/2</td><td>2.36</td></tr> <tr><td>9/16</td><td>2.66</td></tr> <tr><td>5/8</td><td>2.96</td></tr> <tr><td>11/16</td><td>3.25</td></tr> <tr><td>3/4</td><td>3.55</td></tr> <tr><td>13/16</td><td>3.84</td></tr> <tr><td>7/8</td><td>4.14</td></tr> <tr><td>15/16</td><td>4.43</td></tr> <tr><td>1</td><td>4.73</td></tr> <tr><td>1/16</td><td>5.04</td></tr> <tr><td>1/8</td><td>5.35</td></tr> <tr><td>3/16</td><td>5.66</td></tr> <tr><td>1/4</td><td>5.97</td></tr> <tr><td>5/16</td><td>6.28</td></tr> <tr><td>3/8</td><td>6.60</td></tr> <tr><td>7/16</td><td>6.91</td></tr> <tr><td>1/2</td><td>7.22</td></tr> <tr><td>9/16</td><td>7.53</td></tr> <tr><td>5/8</td><td>7.84</td></tr> <tr><td>11/16</td><td>8.15</td></tr> <tr><td>3/4</td><td>8.46</td></tr> <tr><td>13/16</td><td>8.77</td></tr> <tr><td>7/8</td><td>9.08</td></tr> <tr><td>15/16</td><td>9.40</td></tr> </tbody> </table>	in/in	0 FT	0	0.00	1/16	0.30	1/8	0.59	3/16	0.89	1/4	1.18	5/16	1.48	3/8	1.77	7/16	2.07	1/2	2.36	9/16	2.66	5/8	2.96	11/16	3.25	3/4	3.55	13/16	3.84	7/8	4.14	15/16	4.43	1	4.73	1/16	5.04	1/8	5.35	3/16	5.66	1/4	5.97	5/16	6.28	3/8	6.60	7/16	6.91	1/2	7.22	9/16	7.53	5/8	7.84	11/16	8.15	3/4	8.46	13/16	8.77	7/8	9.08	15/16	9.40
in/in	0 FT																																																																			
0	0.00																																																																			
1/16	0.30																																																																			
1/8	0.59																																																																			
3/16	0.89																																																																			
1/4	1.18																																																																			
5/16	1.48																																																																			
3/8	1.77																																																																			
7/16	2.07																																																																			
1/2	2.36																																																																			
9/16	2.66																																																																			
5/8	2.96																																																																			
11/16	3.25																																																																			
3/4	3.55																																																																			
13/16	3.84																																																																			
7/8	4.14																																																																			
15/16	4.43																																																																			
1	4.73																																																																			
1/16	5.04																																																																			
1/8	5.35																																																																			
3/16	5.66																																																																			
1/4	5.97																																																																			
5/16	6.28																																																																			
3/8	6.60																																																																			
7/16	6.91																																																																			
1/2	7.22																																																																			
9/16	7.53																																																																			
5/8	7.84																																																																			
11/16	8.15																																																																			
3/4	8.46																																																																			
13/16	8.77																																																																			
7/8	9.08																																																																			
15/16	9.40																																																																			

This chart is Certified for Tank: 15 only. No changes are permissible without the written consent of GAUGE POINT CALIBRATION.

Tank No: 15
GAUGE POINT CALIBRATION
1-800-205-TANK

Red Hill, Pearl Harbor, Hawaii

Issue Date: 11/1/2005

Capacities given in barrels of 42 U.S. gallons.

Gauge Height: 257'-00 5/8"

in/in	0 FT	in/in	0 FT	in/in	0 FT	in/in	0 FT	in/in	0 FT	in/in	1 FT
2	9.71	4	20.15	6	30.98	8	42.60	10	55.04	0	68.33
1/16	10.03	1/16	20.48	1/16	31.34	1/16	42.98	1/16	55.45	1/16	68.77
1/8	10.35	1/8	20.81	1/8	31.69	1/8	43.36	1/8	55.86	1/8	69.20
3/16	10.67	3/16	21.15	3/16	32.05	3/16	43.75	3/16	56.27	3/16	69.64
1/4	11.00	1/4	21.48	1/4	32.41	1/4	44.13	1/4	56.67	1/4	70.07
5/16	11.32	5/16	21.81	5/16	32.76	5/16	44.51	5/16	57.08	5/16	70.51
3/8	11.64	3/8	22.14	3/8	33.12	3/8	44.89	3/8	57.49	3/8	70.94
7/16	11.96	7/16	22.48	7/16	33.48	7/16	45.28	7/16	57.90	7/16	71.38
1/2	12.29	1/2	22.81	1/2	33.83	1/2	45.66	1/2	58.31	1/2	71.82
9/16	12.61	9/16	23.14	9/16	34.19	9/16	46.04	9/16	58.72	9/16	72.25
5/8	12.93	5/8	23.47	5/8	34.55	5/8	46.42	5/8	59.13	5/8	72.69
11/16	13.25	11/16	23.80	11/16	34.90	11/16	46.80	11/16	59.53	11/16	73.12
3/4	13.58	3/4	24.14	3/4	35.26	3/4	47.19	3/4	59.94	3/4	73.56
13/16	13.90	13/16	24.47	13/16	35.62	13/16	47.57	13/16	60.35	13/16	73.99
7/8	14.22	7/8	24.80	7/8	35.97	7/8	47.95	7/8	60.76	7/8	74.43
15/16	14.54	15/16	25.13	15/16	36.33	15/16	48.33	15/16	61.17	15/16	74.87
3	14.87	5	25.47	7	36.69	9	48.72	11	61.58	1	75.30
1/16	15.20	1/16	25.81	1/16	37.06	1/16	49.11	1/16	62.00	1/16	75.75
1/8	15.53	1/8	26.16	1/8	37.43	1/8	49.51	1/8	62.42	1/8	76.20
3/16	15.86	3/16	26.50	3/16	37.80	3/16	49.90	3/16	62.84	3/16	76.65
1/4	16.19	1/4	26.84	1/4	38.17	1/4	50.30	1/4	63.27	1/4	77.10
5/16	16.52	5/16	27.19	5/16	38.54	5/16	50.69	5/16	63.69	5/16	77.55
3/8	16.85	3/8	27.53	3/8	38.90	3/8	51.09	3/8	64.11	3/8	78.00
7/16	17.18	7/16	27.88	7/16	39.27	7/16	51.48	7/16	64.53	7/16	78.45
1/2	17.51	1/2	28.22	1/2	39.64	1/2	51.88	1/2	64.95	1/2	78.90
9/16	17.84	9/16	28.57	9/16	40.01	9/16	52.27	9/16	65.38	9/16	79.35
5/8	18.17	5/8	28.91	5/8	40.38	5/8	52.67	5/8	65.80	5/8	79.80
11/16	18.50	11/16	29.26	11/16	40.75	11/16	53.06	11/16	66.22	11/16	80.25
3/4	18.83	3/4	29.60	3/4	41.12	3/4	53.46	3/4	66.64	3/4	80.70
13/16	19.16	13/16	29.94	13/16	41.49	13/16	53.85	13/16	67.06	13/16	81.15
7/8	19.49	7/8	30.29	7/8	41.86	7/8	54.25	7/8	67.49	7/8	81.60
15/16	19.82	15/16	30.63	15/16	42.23	15/16	54.65	15/16	67.91	15/16	82.05

This chart is Certified for Tank: 15 only. No changes are permissible without the written consent of GAUGE POINT CALIBRATION.

For calibration specification information, see certificate on page 1.

Tank No: 15
GAUGE POINT CALIBRATION
1-800-205-TANK

Red Hill, Pearl Harbor, Hawaii

Issue Date: 11/1/2005

Capacities given in barrels of 42 U.S. gallons.

Gauge Height: 257'-00 5/8"

in/in	1 FT	in/in	1 FT	in/in	1 FT	in/in	1 FT	in/in	1 FT	in/in	2 FT
2	82.50	4	97.56	6	113.57	8	130.53	10	148.35	0	167.31
1/16	82.96	1/16	98.06	1/16	114.09	1/16	131.08	1/16	148.93	1/16	167.93
1/8	83.42	1/8	98.55	1/8	114.61	1/8	131.63	1/8	149.52	1/8	168.54
3/16	83.89	3/16	99.04	3/16	115.13	3/16	132.18	3/16	150.10	3/16	169.16
1/4	84.35	1/4	99.53	1/4	115.65	1/4	132.74	1/4	150.68	1/4	169.78
5/16	84.81	5/16	100.03	5/16	116.18	5/16	133.29	5/16	151.27	5/16	170.39
3/8	85.28	3/8	100.52	3/8	116.70	3/8	133.84	3/8	151.85	3/8	171.01
7/16	85.74	7/16	101.01	7/16	117.22	7/16	134.40	7/16	152.44	7/16	171.63
1/2	86.21	1/2	101.51	1/2	117.74	1/2	134.95	1/2	153.02	1/2	172.25
9/16	86.67	9/16	102.00	9/16	118.27	9/16	135.50	9/16	153.61	9/16	172.86
5/8	87.13	5/8	102.49	5/8	118.79	5/8	136.06	5/8	154.19	5/8	173.48
11/16	87.60	11/16	102.98	11/16	119.31	11/16	136.61	11/16	154.78	11/16	174.10
3/4	88.06	3/4	103.48	3/4	119.83	3/4	137.16	3/4	155.36	3/4	174.71
13/16	88.52	13/16	103.97	13/16	120.36	13/16	137.72	13/16	155.95	13/16	175.33
7/8	88.99	7/8	104.46	7/8	120.88	7/8	138.27	7/8	156.53	7/8	175.95
15/16	89.45	15/16	104.95	15/16	121.40	15/16	138.82	15/16	157.11	15/16	176.56
3	89.92	5	105.45	7	121.92	9	139.37	11	157.70	1	177.18
1/16	90.39	1/16	105.95	1/16	122.46	1/16	139.93	1/16	158.30	1/16	177.81
1/8	90.87	1/8	106.46	1/8	123.00	1/8	140.50	1/8	158.90	1/8	178.45
3/16	91.35	3/16	106.97	3/16	123.54	3/16	141.06	3/16	159.50	3/16	179.08
1/4	91.83	1/4	107.48	1/4	124.07	1/4	141.62	1/4	160.10	1/4	179.72
5/16	92.31	5/16	107.98	5/16	124.61	5/16	142.18	5/16	160.70	5/16	180.35
3/8	92.78	3/8	108.49	3/8	125.15	3/8	142.74	3/8	161.30	3/8	180.98
7/16	93.26	7/16	109.00	7/16	125.69	7/16	143.30	7/16	161.90	7/16	181.62
1/2	93.74	1/2	109.51	1/2	126.22	1/2	143.86	1/2	162.50	1/2	182.25
9/16	94.22	9/16	110.01	9/16	126.76	9/16	144.42	9/16	163.11	9/16	182.88
5/8	94.70	5/8	110.52	5/8	127.30	5/8	144.98	5/8	163.71	5/8	183.52
11/16	95.17	11/16	111.03	11/16	127.84	11/16	145.54	11/16	164.31	11/16	184.15
3/4	95.65	3/4	111.54	3/4	128.38	3/4	146.10	3/4	164.91	3/4	184.78
13/16	96.13	13/16	112.04	13/16	128.91	13/16	146.66	13/16	165.51	13/16	185.42
7/8	96.61	7/8	112.55	7/8	129.45	7/8	147.23	7/8	166.11	7/8	186.05
15/16	97.09	15/16	113.06	15/16	129.99	15/16	147.79	15/16	166.71	15/16	186.68

This chart is Certified for Tank: 15 only. No changes are permissible without the written consent of GAUGE POINT CALIBRATION.

For calibration specification information, see certificate on page 1.

Tank No: 15
GAUGE POINT CALIBRATION
1-800-205-TANK

Red Hill, Pearl Harbor, Hawaii

Issue Date: 11/1/2005

Capacities given in barrels of 42 U.S. gallons.

Gauge Height: 257'-00 5/8"

in/in	2 FT	in/in	2 FT	in/in	2 FT	in/in	2 FT	in/in	2 FT	in/in	3 FT
2	187.32	4	208.39	6	230.57	8	253.88	10	278.73	0	306.30
1/16	187.97	1/16	209.08	1/16	231.29	1/16	254.63	1/16	279.56	1/16	307.24
1/8	188.62	1/8	209.76	1/8	232.01	1/8	255.39	1/8	280.40	1/8	308.17
3/16	189.27	3/16	210.45	3/16	232.73	3/16	256.14	3/16	281.23	3/16	309.11
1/4	189.92	1/4	211.13	1/4	233.45	1/4	256.90	1/4	282.07	1/4	310.04
5/16	190.57	5/16	211.82	5/16	234.17	5/16	257.65	5/16	282.90	5/16	310.97
3/8	191.22	3/8	212.50	3/8	234.89	3/8	258.41	3/8	283.74	3/8	311.91
7/16	191.87	7/16	213.19	7/16	235.61	7/16	259.16	7/16	284.57	7/16	312.84
1/2	192.52	1/2	213.87	1/2	236.33	1/2	259.92	1/2	285.41	1/2	313.77
9/16	193.17	9/16	214.55	9/16	237.05	9/16	260.67	9/16	286.24	9/16	314.71
5/8	193.82	5/8	215.24	5/8	237.77	5/8	261.43	5/8	287.08	5/8	315.64
11/16	194.47	11/16	215.92	11/16	238.49	11/16	262.18	11/16	287.91	11/16	316.58
3/4	195.12	3/4	216.61	3/4	239.20	3/4	262.94	3/4	288.75	3/4	317.51
13/16	195.77	13/16	217.29	13/16	239.92	13/16	263.70	13/16	289.58	13/16	318.44
7/8	196.42	7/8	217.98	7/8	240.64	7/8	264.45	7/8	290.42	7/8	319.38
15/16	197.07	15/16	218.66	15/16	241.36	15/16	265.21	15/16	291.25	15/16	320.31
3	197.72	5	219.34	7	242.08	9	265.96	11	292.09	1	321.25
1/16	198.39	1/16	220.05	1/16	242.82	1/16	266.76	1/16	292.97	1/16	322.24
1/8	199.05	1/8	220.75	1/8	243.56	1/8	267.56	1/8	293.86	1/8	323.23
3/16	199.72	3/16	221.45	3/16	244.29	3/16	268.35	3/16	294.75	3/16	324.23
1/4	200.39	1/4	222.15	1/4	245.03	1/4	269.15	1/4	295.64	1/4	325.22
5/16	201.06	5/16	222.85	5/16	245.77	5/16	269.95	5/16	296.53	5/16	326.21
3/8	201.72	3/8	223.56	3/8	246.51	3/8	270.75	3/8	297.42	3/8	327.21
7/16	202.39	7/16	224.26	7/16	247.24	7/16	271.55	7/16	298.31	7/16	328.20
1/2	203.06	1/2	224.96	1/2	247.98	1/2	272.34	1/2	299.19	1/2	329.19
9/16	203.72	9/16	225.66	9/16	248.72	9/16	273.14	9/16	300.08	9/16	330.19
5/8	204.39	5/8	226.36	5/8	249.45	5/8	273.94	5/8	300.97	5/8	331.18
11/16	205.06	11/16	227.06	11/16	250.19	11/16	274.74	11/16	301.86	11/16	332.17
3/4	205.73	3/4	227.77	3/4	250.93	3/4	275.53	3/4	302.75	3/4	333.17
13/16	206.39	13/16	228.47	13/16	251.67	13/16	276.33	13/16	303.64	13/16	334.16
7/8	207.06	7/8	229.17	7/8	252.40	7/8	277.13	7/8	304.53	7/8	335.15
15/16	207.73	15/16	229.87	15/16	253.14	15/16	277.93	15/16	305.42	15/16	336.15

This chart is Certified for Tank: 15 only. No changes are permissible without the written consent of GAUGE POINT CALIBRATION.

For calibration specification information, see certificate on page 1.

Tank No: 15
GAUGE POINT CALIBRATION
1-800-205-TANK

Red Hill, Pearl Harbor, Hawaii

Issue Date: 11/1/2005

Capacities given in barrels of 42 U.S. gallons.

Gauge Height: 257'-00 5/8"

in/in	3 FT	in/in	3 FT	in/in	3 FT	in/in	3 FT	in/in	3 FT	in/in	4 FT
2	337.14	4	371.50	6	408.82	8	445.75	10	481.70	0	516.97
1/16	338.18	1/16	372.66	1/16	409.98	1/16	446.88	1/16	482.81	1/16	518.07
1/8	339.23	1/8	373.82	1/8	411.15	1/8	448.01	1/8	483.92	1/8	519.16
3/16	340.27	3/16	374.97	3/16	412.31	3/16	449.15	3/16	485.03	3/16	520.26
1/4	341.31	1/4	376.13	1/4	413.48	1/4	450.28	1/4	486.14	1/4	521.36
5/16	342.35	5/16	377.28	5/16	414.64	5/16	451.41	5/16	487.25	5/16	522.46
3/8	343.40	3/8	378.44	3/8	415.81	3/8	452.55	3/8	488.36	3/8	523.56
7/16	344.44	7/16	379.60	7/16	416.97	7/16	453.68	7/16	489.47	7/16	524.65
1/2	345.48	1/2	380.75	1/2	418.14	1/2	454.81	1/2	490.57	1/2	525.75
9/16	346.52	9/16	381.91	9/16	419.30	9/16	455.95	9/16	491.68	9/16	526.85
5/8	347.57	5/8	383.07	5/8	420.47	5/8	457.08	5/8	492.79	5/8	527.95
11/16	348.61	11/16	384.22	11/16	421.64	11/16	458.21	11/16	493.90	11/16	529.05
3/4	349.65	3/4	385.38	3/4	422.80	3/4	459.35	3/4	495.01	3/4	530.14
13/16	350.69	13/16	386.53	13/16	423.97	13/16	460.48	13/16	496.12	13/16	531.24
7/8	351.74	7/8	387.69	7/8	425.13	7/8	461.61	7/8	497.23	7/8	532.34
15/16	352.78	15/16	388.85	15/16	426.30	15/16	462.75	15/16	498.34	15/16	533.44
3	353.82	5	390.00	7	427.46	9	463.88	11	499.45	1	534.53
1/16	354.93	1/16	391.18	1/16	428.60	1/16	464.99	1/16	500.54	1/16	535.63
1/8	356.03	1/8	392.35	1/8	429.75	1/8	466.11	1/8	501.64	1/8	536.73
3/16	357.14	3/16	393.53	3/16	430.89	3/16	467.22	3/16	502.73	3/16	537.82
1/4	358.24	1/4	394.71	1/4	432.03	1/4	468.34	1/4	503.83	1/4	538.92
5/16	359.35	5/16	395.88	5/16	433.17	5/16	469.45	5/16	504.92	5/16	540.01
3/8	360.45	3/8	397.06	3/8	434.32	3/8	470.56	3/8	506.02	3/8	541.11
7/16	361.56	7/16	398.23	7/16	435.46	7/16	471.68	7/16	507.11	7/16	542.20
1/2	362.66	1/2	399.41	1/2	436.60	1/2	472.79	1/2	508.21	1/2	543.30
9/16	363.77	9/16	400.59	9/16	437.75	9/16	473.91	9/16	509.30	9/16	544.39
5/8	364.87	5/8	401.76	5/8	438.89	5/8	475.02	5/8	510.40	5/8	545.49
11/16	365.98	11/16	402.94	11/16	440.03	11/16	476.13	11/16	511.49	11/16	546.59
3/4	367.08	3/4	404.11	3/4	441.17	3/4	477.25	3/4	512.59	3/4	547.68
13/16	368.19	13/16	405.29	13/16	442.32	13/16	478.36	13/16	513.68	13/16	548.78
7/8	369.29	7/8	406.47	7/8	443.46	7/8	479.48	7/8	514.78	7/8	549.87
15/16	370.40	15/16	407.64	15/16	444.60	15/16	480.59	15/16	515.87	15/16	550.97

This chart is Certified for Tank: 15 only. No changes are permissible without the written consent of GAUGE POINT CALIBRATION.

For calibration specification information, see certificate on page 1.

Tank No: 15
GAUGE POINT CALIBRATION
1-800-205-TANK

Red Hill, Pearl Harbor, Hawaii

Issue Date: 11/1/2005

Capacities given in barrels of 42 U.S. gallons.

Gauge Height: 257'-00 5/8"

in/in	4 FT	in/in	4 FT	in/in	4 FT	in/in	4 FT	in/in	4 FT	in/in	5 FT
2	552.06	4	588.18	6	625.73	8	664.74	10	705.24	0	747.26
1/16	553.18	1/16	589.34	1/16	626.93	1/16	665.99	1/16	706.54	1/16	748.61
1/8	554.30	1/8	590.50	1/8	628.14	1/8	667.25	1/8	707.84	1/8	749.96
3/16	555.41	3/16	591.66	3/16	629.35	3/16	668.50	3/16	709.15	3/16	751.31
1/4	556.53	1/4	592.82	1/4	630.56	1/4	669.76	1/4	710.45	1/4	752.66
5/16	557.65	5/16	593.99	5/16	631.76	5/16	671.01	5/16	711.75	5/16	754.01
3/8	558.77	3/8	595.15	3/8	632.97	3/8	672.26	3/8	713.05	3/8	755.36
7/16	559.88	7/16	596.31	7/16	634.18	7/16	673.52	7/16	714.35	7/16	756.71
1/2	561.00	1/2	597.47	1/2	635.39	1/2	674.77	1/2	715.65	1/2	758.06
9/16	562.12	9/16	598.64	9/16	636.59	9/16	676.02	9/16	716.95	9/16	759.41
5/8	563.24	5/8	599.80	5/8	637.80	5/8	677.28	5/8	718.25	5/8	760.76
11/16	564.35	11/16	600.96	11/16	639.01	11/16	678.53	11/16	719.56	11/16	762.11
3/4	565.47	3/4	602.12	3/4	640.22	3/4	679.79	3/4	720.86	3/4	763.45
13/16	566.59	13/16	603.28	13/16	641.43	13/16	681.04	13/16	722.16	13/16	764.80
7/8	567.71	7/8	604.45	7/8	642.63	7/8	682.29	7/8	723.46	7/8	766.15
15/16	568.82	15/16	605.61	15/16	643.84	15/16	683.55	15/16	724.76	15/16	767.50
3	569.94	5	606.77	7	645.05	9	684.80	11	726.06	1	768.85
1/16	571.08	1/16	607.95	1/16	646.28	1/16	686.08	1/16	727.39	1/16	770.23
1/8	572.22	1/8	609.14	1/8	647.51	1/8	687.36	1/8	728.71	1/8	771.60
3/16	573.36	3/16	610.32	3/16	648.74	3/16	688.64	3/16	730.04	3/16	772.97
1/4	574.50	1/4	611.51	1/4	649.97	1/4	689.91	1/4	731.36	1/4	774.35
5/16	575.64	5/16	612.69	5/16	651.20	5/16	691.19	5/16	732.69	5/16	775.72
3/8	576.78	3/8	613.88	3/8	652.43	3/8	692.47	3/8	734.01	3/8	777.09
7/16	577.92	7/16	615.06	7/16	653.66	7/16	693.74	7/16	735.34	7/16	778.47
1/2	579.06	1/2	616.25	1/2	654.89	1/2	695.02	1/2	736.66	1/2	779.84
9/16	580.20	9/16	617.43	9/16	656.12	9/16	696.30	9/16	737.99	9/16	781.21
5/8	581.34	5/8	618.62	5/8	657.36	5/8	697.58	5/8	739.31	5/8	782.59
11/16	582.48	11/16	619.80	11/16	658.59	11/16	698.85	11/16	740.64	11/16	783.96
3/4	583.62	3/4	620.99	3/4	659.82	3/4	700.13	3/4	741.96	3/4	785.34
13/16	584.76	13/16	622.17	13/16	661.05	13/16	701.41	13/16	743.29	13/16	786.71
7/8	585.90	7/8	623.36	7/8	662.28	7/8	702.69	7/8	744.61	7/8	788.08
15/16	587.04	15/16	624.54	15/16	663.51	15/16	703.96	15/16	745.94	15/16	789.46

This chart is Certified for Tank: 15 only. No changes are permissible without the written consent of GAUGE POINT CALIBRATION.

For calibration specification information, see certificate on page 1.

Tank No: 15
GAUGE POINT CALIBRATION
1-800-205-TANK

Red Hill, Pearl Harbor, Hawaii

Issue Date: 11/1/2005

Capacities given in barrels of 42 U.S. gallons.

Gauge Height: 257'-00 5/8"

in/in	5 FT	in/in	5 FT	in/in	5 FT	in/in	5 FT	in/in	5 FT	in/in	6 FT
2	790.83	4	835.97	6	882.71	8	931.09	10	981.12	0	1,032.83
1/16	792.23	1/16	837.42	1/16	884.21	1/16	932.64	1/16	982.72	1/16	1,034.49
1/8	793.63	1/8	838.87	1/8	885.71	1/8	934.19	1/8	984.32	1/8	1,036.15
3/16	795.02	3/16	840.32	3/16	887.21	3/16	935.74	3/16	985.93	3/16	1,037.80
1/4	796.42	1/4	841.76	1/4	888.71	1/4	937.29	1/4	987.53	1/4	1,039.46
5/16	797.82	5/16	843.21	5/16	890.21	5/16	938.84	5/16	989.13	5/16	1,041.11
3/8	799.22	3/8	844.66	3/8	891.71	3/8	940.39	3/8	990.73	3/8	1,042.77
7/16	800.62	7/16	846.11	7/16	893.21	7/16	941.94	7/16	992.34	7/16	1,044.43
1/2	802.02	1/2	847.56	1/2	894.70	1/2	943.49	1/2	993.94	1/2	1,046.08
9/16	803.41	9/16	849.00	9/16	896.20	9/16	945.04	9/16	995.54	9/16	1,047.74
5/8	804.81	5/8	850.45	5/8	897.70	5/8	946.59	5/8	997.15	5/8	1,049.40
11/16	806.21	11/16	851.90	11/16	899.20	11/16	948.14	11/16	998.75	11/16	1,051.05
3/4	807.61	3/4	853.35	3/4	900.70	3/4	949.69	3/4	1,000.35	3/4	1,052.71
13/16	809.01	13/16	854.80	13/16	902.20	13/16	951.24	13/16	1,001.95	13/16	1,054.36
7/8	810.41	7/8	856.24	7/8	903.70	7/8	952.79	7/8	1,003.56	7/8	1,056.02
15/16	811.80	15/16	857.69	15/16	905.20	15/16	954.34	15/16	1,005.16	15/16	1,057.68
3	813.20	5	859.14	7	906.70	9	955.89	11	1,006.76	1	1,059.33
1/16	814.63	1/16	860.61	1/16	908.22	1/16	957.47	1/16	1,008.39	1/16	1,061.02
1/8	816.05	1/8	862.09	1/8	909.74	1/8	959.05	1/8	1,010.02	1/8	1,062.70
3/16	817.47	3/16	863.56	3/16	911.27	3/16	960.62	3/16	1,011.65	3/16	1,064.38
1/4	818.89	1/4	865.03	1/4	912.79	1/4	962.20	1/4	1,013.28	1/4	1,066.06
5/16	820.32	5/16	866.51	5/16	914.32	5/16	963.78	5/16	1,014.91	5/16	1,067.75
3/8	821.74	3/8	867.98	3/8	915.84	3/8	965.35	3/8	1,016.54	3/8	1,069.43
7/16	823.16	7/16	869.45	7/16	917.37	7/16	966.93	7/16	1,018.17	7/16	1,071.11
1/2	824.59	1/2	870.93	1/2	918.89	1/2	968.51	1/2	1,019.80	1/2	1,072.80
9/16	826.01	9/16	872.40	9/16	920.42	9/16	970.08	9/16	1,021.43	9/16	1,074.48
5/8	827.43	5/8	873.87	5/8	921.94	5/8	971.66	5/8	1,023.06	5/8	1,076.16
11/16	828.86	11/16	875.35	11/16	923.46	11/16	973.23	11/16	1,024.69	11/16	1,077.85
3/4	830.28	3/4	876.82	3/4	924.99	3/4	974.81	3/4	1,026.32	3/4	1,079.53
13/16	831.70	13/16	878.29	13/16	926.51	13/16	976.39	13/16	1,027.95	13/16	1,081.21
7/8	833.13	7/8	879.77	7/8	928.04	7/8	977.96	7/8	1,029.57	7/8	1,082.90
15/16	834.55	15/16	881.24	15/16	929.56	15/16	979.54	15/16	1,031.20	15/16	1,084.58

This chart is Certified for Tank: 15 only. No changes are permissible without the written consent of GAUGE POINT CALIBRATION.

For calibration specification information, see certificate on page 1.

Tank No: 15
GAUGE POINT CALIBRATION
1-800-205-TANK

Red Hill, Pearl Harbor, Hawaii

Issue Date: 11/1/2005

Capacities given in barrels of 42 U.S. gallons.

Gauge Height: 257'-00 5/8"

in/in	6 FT	in/in	6 FT	in/in	6 FT	in/in	6 FT	in/in	6 FT	in/in	7 FT
2	1,086.26	4	1,141.43	6	1,198.37	8	1,257.11	10	1,317.68	0	1,380.09
1/16	1,087.97	1/16	1,143.20	1/16	1,200.20	1/16	1,258.99	1/16	1,319.61	1/16	1,382.09
1/8	1,089.68	1/8	1,144.97	1/8	1,202.02	1/8	1,260.87	1/8	1,321.55	1/8	1,384.08
3/16	1,091.39	3/16	1,146.73	3/16	1,203.84	3/16	1,262.75	3/16	1,323.48	3/16	1,386.08
1/4	1,093.10	1/4	1,148.50	1/4	1,205.66	1/4	1,264.63	1/4	1,325.42	1/4	1,388.07
5/16	1,094.81	5/16	1,150.26	5/16	1,207.48	5/16	1,266.50	5/16	1,327.36	5/16	1,390.06
3/8	1,096.53	3/8	1,152.03	3/8	1,209.30	3/8	1,268.38	3/8	1,329.29	3/8	1,392.06
7/16	1,098.24	7/16	1,153.79	7/16	1,211.12	7/16	1,270.26	7/16	1,331.23	7/16	1,394.05
1/2	1,099.95	1/2	1,155.56	1/2	1,212.95	1/2	1,272.14	1/2	1,333.16	1/2	1,396.05
9/16	1,101.66	9/16	1,157.32	9/16	1,214.77	9/16	1,274.02	9/16	1,335.10	9/16	1,398.04
5/8	1,103.37	5/8	1,159.09	5/8	1,216.59	5/8	1,275.89	5/8	1,337.03	5/8	1,400.04
11/16	1,105.08	11/16	1,160.85	11/16	1,218.41	11/16	1,277.77	11/16	1,338.97	11/16	1,402.03
3/4	1,106.79	3/4	1,162.62	3/4	1,220.23	3/4	1,279.65	3/4	1,340.91	3/4	1,404.03
13/16	1,108.50	13/16	1,164.39	13/16	1,222.05	13/16	1,281.53	13/16	1,342.84	13/16	1,406.02
7/8	1,110.21	7/8	1,166.15	7/8	1,223.87	7/8	1,283.41	7/8	1,344.78	7/8	1,408.01
15/16	1,111.92	15/16	1,167.92	15/16	1,225.70	15/16	1,285.29	15/16	1,346.71	15/16	1,410.01
3	1,113.63	5	1,169.68	7	1,227.52	9	1,287.16	11	1,348.65	1	1,412.00
1/16	1,115.37	1/16	1,171.47	1/16	1,229.37	1/16	1,289.07	1/16	1,350.62	1/16	1,414.03
1/8	1,117.10	1/8	1,173.27	1/8	1,231.22	1/8	1,290.98	1/8	1,352.58	1/8	1,416.05
3/16	1,118.84	3/16	1,175.06	3/16	1,233.07	3/16	1,292.89	3/16	1,354.55	3/16	1,418.08
1/4	1,120.58	1/4	1,176.85	1/4	1,234.92	1/4	1,294.79	1/4	1,356.51	1/4	1,420.10
5/16	1,122.32	5/16	1,178.65	5/16	1,236.77	5/16	1,296.70	5/16	1,358.48	5/16	1,422.12
3/8	1,124.06	3/8	1,180.44	3/8	1,238.62	3/8	1,298.61	3/8	1,360.44	3/8	1,424.15
7/16	1,125.79	7/16	1,182.23	7/16	1,240.47	7/16	1,300.51	7/16	1,362.41	7/16	1,426.17
1/2	1,127.53	1/2	1,184.03	1/2	1,242.31	1/2	1,302.42	1/2	1,364.37	1/2	1,428.20
9/16	1,129.27	9/16	1,185.82	9/16	1,244.16	9/16	1,304.33	9/16	1,366.34	9/16	1,430.22
5/8	1,131.01	5/8	1,187.61	5/8	1,246.01	5/8	1,306.23	5/8	1,368.30	5/8	1,432.24
11/16	1,132.75	11/16	1,189.41	11/16	1,247.86	11/16	1,308.14	11/16	1,370.27	11/16	1,434.27
3/4	1,134.48	3/4	1,191.20	3/4	1,249.71	3/4	1,310.05	3/4	1,372.23	3/4	1,436.29
13/16	1,136.22	13/16	1,192.99	13/16	1,251.56	13/16	1,311.95	13/16	1,374.20	13/16	1,438.32
7/8	1,137.96	7/8	1,194.79	7/8	1,253.41	7/8	1,313.86	7/8	1,376.16	7/8	1,440.34
15/16	1,139.70	15/16	1,196.58	15/16	1,255.26	15/16	1,315.77	15/16	1,378.13	15/16	1,442.36

This chart is Certified for Tank: 15 only. No changes are permissible without the written consent of GAUGE POINT CALIBRATION.

For calibration specification information, see certificate on page 1.

Tank No: 15
GAUGE POINT CALIBRATION
1-800-205-TANK

Red Hill, Pearl Harbor, Hawaii

Issue Date: 11/1/2005

Capacities given in barrels of 42 U.S. gallons.

Gauge Height: 257'-00 5/8"

in/in	7 FT	in/in	7 FT	in/in	7 FT	in/in	7 FT	in/in	7 FT	in/in	8 FT
2	1,444.39	4	1,510.59	6	1,578.74	8	1,649.39	10	1,724.27	0	1,804.24
1/16	1,446.44	1/16	1,512.71	1/16	1,580.91	1/16	1,651.69	1/16	1,726.73	1/16	1,806.87
1/8	1,448.50	1/8	1,514.82	1/8	1,583.09	1/8	1,653.99	1/8	1,729.18	1/8	1,809.49
3/16	1,450.55	3/16	1,516.94	3/16	1,585.26	3/16	1,656.29	3/16	1,731.63	3/16	1,812.11
1/4	1,452.60	1/4	1,519.05	1/4	1,587.44	1/4	1,658.58	1/4	1,734.08	1/4	1,814.73
5/16	1,454.66	5/16	1,521.17	5/16	1,589.61	5/16	1,660.88	5/16	1,736.54	5/16	1,817.35
3/8	1,456.71	3/8	1,523.28	3/8	1,591.79	3/8	1,663.18	3/8	1,738.99	3/8	1,819.98
7/16	1,458.77	7/16	1,525.39	7/16	1,593.96	7/16	1,665.48	7/16	1,741.44	7/16	1,822.60
1/2	1,460.82	1/2	1,527.51	1/2	1,596.14	1/2	1,667.78	1/2	1,743.89	1/2	1,825.22
9/16	1,462.87	9/16	1,529.62	9/16	1,598.31	9/16	1,670.08	9/16	1,746.35	9/16	1,827.84
5/8	1,464.93	5/8	1,531.74	5/8	1,600.49	5/8	1,672.38	5/8	1,748.80	5/8	1,830.46
11/16	1,466.98	11/16	1,533.85	11/16	1,602.67	11/16	1,674.68	11/16	1,751.25	11/16	1,833.09
3/4	1,469.04	3/4	1,535.96	3/4	1,604.84	3/4	1,676.98	3/4	1,753.70	3/4	1,835.71
13/16	1,471.09	13/16	1,538.08	13/16	1,607.02	13/16	1,679.28	13/16	1,756.16	13/16	1,838.33
7/8	1,473.14	7/8	1,540.19	7/8	1,609.19	7/8	1,681.57	7/8	1,758.61	7/8	1,840.95
15/16	1,475.20	15/16	1,542.31	15/16	1,611.37	15/16	1,683.87	15/16	1,761.06	15/16	1,843.57
3	1,477.25	5	1,544.42	7	1,613.54	9	1,686.17	11	1,763.52	1	1,846.20
1/16	1,479.34	1/16	1,546.57	1/16	1,615.78	1/16	1,688.55	1/16	1,766.06	1/16	1,848.90
1/8	1,481.42	1/8	1,548.71	1/8	1,618.02	1/8	1,690.94	1/8	1,768.61	1/8	1,851.60
3/16	1,483.50	3/16	1,550.86	3/16	1,620.26	3/16	1,693.32	3/16	1,771.15	3/16	1,854.31
1/4	1,485.59	1/4	1,553.00	1/4	1,622.50	1/4	1,695.70	1/4	1,773.70	1/4	1,857.01
5/16	1,487.67	5/16	1,555.14	5/16	1,624.74	5/16	1,698.08	5/16	1,776.24	5/16	1,859.72
3/8	1,489.76	3/8	1,557.29	3/8	1,626.98	3/8	1,700.46	3/8	1,778.79	3/8	1,862.42
7/16	1,491.84	7/16	1,559.43	7/16	1,629.22	7/16	1,702.84	7/16	1,781.33	7/16	1,865.13
1/2	1,493.92	1/2	1,561.58	1/2	1,631.46	1/2	1,705.22	1/2	1,783.88	1/2	1,867.83
9/16	1,496.01	9/16	1,563.72	9/16	1,633.71	9/16	1,707.60	9/16	1,786.43	9/16	1,870.54
5/8	1,498.09	5/8	1,565.87	5/8	1,635.95	5/8	1,709.99	5/8	1,788.97	5/8	1,873.24
11/16	1,500.17	11/16	1,568.01	11/16	1,638.19	11/16	1,712.37	11/16	1,791.52	11/16	1,875.95
3/4	1,502.26	3/4	1,570.16	3/4	1,640.43	3/4	1,714.75	3/4	1,794.06	3/4	1,878.65
13/16	1,504.34	13/16	1,572.30	13/16	1,642.67	13/16	1,717.13	13/16	1,796.61	13/16	1,881.36
7/8	1,506.43	7/8	1,574.45	7/8	1,644.91	7/8	1,719.51	7/8	1,799.15	7/8	1,884.06
15/16	1,508.51	15/16	1,576.59	15/16	1,647.15	15/16	1,721.89	15/16	1,801.70	15/16	1,886.76

This chart is Certified for Tank: 15 only. No changes are permissible without the written consent of GAUGE POINT CALIBRATION.

For calibration specification information, see certificate on page 1.

Tank No: 15
GAUGE POINT CALIBRATION
1-800-205-TANK

Red Hill, Pearl Harbor, Hawaii

Issue Date: 11/1/2005

Capacities given in barrels of 42 U.S. gallons.

Gauge Height: 257'-00 5/8"

in/in	8 FT	in/in	8 FT	in/in	8 FT	in/in	8 FT	in/in	8 FT	in/in	9 FT
2	1,889.47	4	1,979.58	6	2,074.81	8	2,175.36	10	2,281.30	0	2,388.12
1/16	1,892.24	1/16	1,982.51	1/16	2,077.91	1/16	2,178.62	1/16	2,284.67	1/16	2,391.38
1/8	1,895.01	1/8	1,985.44	1/8	2,081.01	1/8	2,181.89	1/8	2,288.04	1/8	2,394.64
3/16	1,897.79	3/16	1,988.37	3/16	2,084.10	3/16	2,185.15	3/16	2,291.41	3/16	2,397.89
1/4	1,900.56	1/4	1,991.30	1/4	2,087.20	1/4	2,188.42	1/4	2,294.78	1/4	2,401.15
5/16	1,903.33	5/16	1,994.23	5/16	2,090.29	5/16	2,191.68	5/16	2,298.15	5/16	2,404.41
3/8	1,906.10	3/8	1,997.16	3/8	2,093.39	3/8	2,194.95	3/8	2,301.52	3/8	2,407.67
7/16	1,908.88	7/16	2,000.09	7/16	2,096.49	7/16	2,198.21	7/16	2,304.90	7/16	2,410.92
1/2	1,911.65	1/2	2,003.03	1/2	2,099.58	1/2	2,201.47	1/2	2,308.27	1/2	2,414.18
9/16	1,914.42	9/16	2,005.96	9/16	2,102.68	9/16	2,204.74	9/16	2,311.64	9/16	2,417.44
5/8	1,917.19	5/8	2,008.89	5/8	2,105.77	5/8	2,208.00	5/8	2,315.01	5/8	2,420.70
11/16	1,919.97	11/16	2,011.82	11/16	2,108.87	11/16	2,211.27	11/16	2,318.38	11/16	2,423.95
3/4	1,922.74	3/4	2,014.75	3/4	2,111.97	3/4	2,214.53	3/4	2,321.75	3/4	2,427.21
13/16	1,925.51	13/16	2,017.68	13/16	2,115.06	13/16	2,217.80	13/16	2,325.12	13/16	2,430.47
7/8	1,928.28	7/8	2,020.61	7/8	2,118.16	7/8	2,221.06	7/8	2,328.49	7/8	2,433.72
15/16	1,931.06	15/16	2,023.54	15/16	2,121.25	15/16	2,224.32	15/16	2,331.86	15/16	2,436.98
3	1,933.83	5	2,026.47	7	2,124.35	9	2,227.59	11	2,335.23	1	2,440.24
1/16	1,936.69	1/16	2,029.50	1/16	2,127.54	1/16	2,230.95	1/16	2,338.54	1/16	2,443.43
1/8	1,939.55	1/8	2,032.52	1/8	2,130.73	1/8	2,234.30	1/8	2,341.84	1/8	2,446.62
3/16	1,942.41	3/16	2,035.54	3/16	2,133.92	3/16	2,237.66	3/16	2,345.15	3/16	2,449.82
1/4	1,945.27	1/4	2,038.56	1/4	2,137.10	1/4	2,241.02	1/4	2,348.46	1/4	2,453.01
5/16	1,948.12	5/16	2,041.58	5/16	2,140.29	5/16	2,244.37	5/16	2,351.76	5/16	2,456.20
3/8	1,950.98	3/8	2,044.60	3/8	2,143.48	3/8	2,247.73	3/8	2,355.07	3/8	2,459.39
7/16	1,953.84	7/16	2,047.62	7/16	2,146.67	7/16	2,251.09	7/16	2,358.37	7/16	2,462.59
1/2	1,956.70	1/2	2,050.64	1/2	2,149.86	1/2	2,254.44	1/2	2,361.68	1/2	2,465.78
9/16	1,959.56	9/16	2,053.67	9/16	2,153.04	9/16	2,257.80	9/16	2,364.98	9/16	2,468.97
5/8	1,962.42	5/8	2,056.69	5/8	2,156.23	5/8	2,261.16	5/8	2,368.29	5/8	2,472.17
11/16	1,965.28	11/16	2,059.71	11/16	2,159.42	11/16	2,264.52	11/16	2,371.60	11/16	2,475.36
3/4	1,968.14	3/4	2,062.73	3/4	2,162.61	3/4	2,267.87	3/4	2,374.90	3/4	2,478.55
13/16	1,971.00	13/16	2,065.75	13/16	2,165.80	13/16	2,271.23	13/16	2,378.21	13/16	2,481.74
7/8	1,973.86	7/8	2,068.77	7/8	2,168.98	7/8	2,274.59	7/8	2,381.51	7/8	2,484.94
15/16	1,976.72	15/16	2,071.79	15/16	2,172.17	15/16	2,277.94	15/16	2,384.82	15/16	2,488.13

This chart is Certified for Tank: 15 only. No changes are permissible without the written consent of GAUGE POINT CALIBRATION.

For calibration specification information, see certificate on page 1.

Tank No: 15
GAUGE POINT CALIBRATION
1-800-205-TANK

Red Hill, Pearl Harbor, Hawaii

Issue Date: 11/1/2005

Capacities given in barrels of 42 U.S. gallons.

Gauge Height: 257'-00 5/8"

in/in	9 FT	in/in	9 FT	in/in	9 FT	in/in	9 FT	in/in	9 FT	in/in	10 FT
2	2,491.32	4	2,590.98	6	2,687.28	8	2,780.48	10	2,870.97	0	2,959.31
1/16	2,494.47	1/16	2,594.02	1/16	2,690.22	1/16	2,783.33	1/16	2,873.75	1/16	2,962.04
1/8	2,497.61	1/8	2,597.06	1/8	2,693.16	1/8	2,786.18	1/8	2,876.53	1/8	2,964.77
3/16	2,500.76	3/16	2,600.10	3/16	2,696.10	3/16	2,789.03	3/16	2,879.31	3/16	2,967.50
1/4	2,503.90	1/4	2,603.14	1/4	2,699.04	1/4	2,791.88	1/4	2,882.09	1/4	2,970.23
5/16	2,507.05	5/16	2,606.18	5/16	2,701.98	5/16	2,794.74	5/16	2,884.87	5/16	2,972.96
3/8	2,510.20	3/8	2,609.22	3/8	2,704.92	3/8	2,797.59	3/8	2,887.65	3/8	2,975.69
7/16	2,513.34	7/16	2,612.25	7/16	2,707.86	7/16	2,800.44	7/16	2,890.43	7/16	2,978.42
1/2	2,516.49	1/2	2,615.29	1/2	2,710.79	1/2	2,803.29	1/2	2,893.20	1/2	2,981.15
9/16	2,519.63	9/16	2,618.33	9/16	2,713.73	9/16	2,806.14	9/16	2,895.98	9/16	2,983.88
5/8	2,522.78	5/8	2,621.37	5/8	2,716.67	5/8	2,808.99	5/8	2,898.76	5/8	2,986.61
11/16	2,525.92	11/16	2,624.41	11/16	2,719.61	11/16	2,811.84	11/16	2,901.54	11/16	2,989.34
3/4	2,529.07	3/4	2,627.45	3/4	2,722.55	3/4	2,814.70	3/4	2,904.32	3/4	2,992.07
13/16	2,532.22	13/16	2,630.49	13/16	2,725.49	13/16	2,817.55	13/16	2,907.10	13/16	2,994.80
7/8	2,535.36	7/8	2,633.53	7/8	2,728.43	7/8	2,820.40	7/8	2,909.88	7/8	2,997.53
15/16	2,538.51	15/16	2,636.56	15/16	2,731.37	15/16	2,823.25	15/16	2,912.66	15/16	3,000.26
3	2,541.65	5	2,639.60	7	2,734.31	9	2,826.10	11	2,915.44	1	3,002.99
1/16	2,544.74	1/16	2,642.58	1/16	2,737.20	1/16	2,828.91	1/16	2,918.18	1/16	3,005.70
1/8	2,547.82	1/8	2,645.56	1/8	2,740.08	1/8	2,831.71	1/8	2,920.92	1/8	3,008.41
3/16	2,550.90	3/16	2,648.54	3/16	2,742.97	3/16	2,834.51	3/16	2,923.66	3/16	3,011.12
1/4	2,553.98	1/4	2,651.52	1/4	2,745.85	1/4	2,837.32	1/4	2,926.41	1/4	3,013.83
5/16	2,557.07	5/16	2,654.50	5/16	2,748.74	5/16	2,840.12	5/16	2,929.15	5/16	3,016.53
3/8	2,560.15	3/8	2,657.48	3/8	2,751.62	3/8	2,842.93	3/8	2,931.89	3/8	3,019.24
7/16	2,563.23	7/16	2,660.46	7/16	2,754.51	7/16	2,845.73	7/16	2,934.63	7/16	3,021.95
1/2	2,566.32	1/2	2,663.44	1/2	2,757.40	1/2	2,848.54	1/2	2,937.37	1/2	3,024.66
9/16	2,569.40	9/16	2,666.42	9/16	2,760.28	9/16	2,851.34	9/16	2,940.12	9/16	3,027.37
5/8	2,572.48	5/8	2,669.40	5/8	2,763.17	5/8	2,854.15	5/8	2,942.86	5/8	3,030.08
11/16	2,575.57	11/16	2,672.38	11/16	2,766.05	11/16	2,856.95	11/16	2,945.60	11/16	3,032.79
3/4	2,578.65	3/4	2,675.36	3/4	2,768.94	3/4	2,859.76	3/4	2,948.34	3/4	3,035.50
13/16	2,581.73	13/16	2,678.34	13/16	2,771.82	13/16	2,862.56	13/16	2,951.09	13/16	3,038.21
7/8	2,584.82	7/8	2,681.32	7/8	2,774.71	7/8	2,865.36	7/8	2,953.83	7/8	3,040.92
15/16	2,587.90	15/16	2,684.30	15/16	2,777.59	15/16	2,868.17	15/16	2,956.57	15/16	3,043.63

This chart is Certified for Tank: 15 only. No changes are permissible without the written consent of GAUGE POINT CALIBRATION.

For calibration specification information, see certificate on page 1.

Tank No: 15
GAUGE POINT CALIBRATION
1-800-205-TANK

Red Hill, Pearl Harbor, Hawaii

Issue Date: 11/1/2005

Capacities given in barrels of 42 U.S. gallons.

Gauge Height: 257'-00 5/8"

in/in	10 FT	in/in	10 FT	in/in	10 FT	in/in	10 FT	in/in	10 FT	in/in	11 FT
2	3,046.34	4	3,133.75	6	3,222.08	8	3,311.35	10	3,401.56	0	3,492.70
1/16	3,049.07	1/16	3,136.50	1/16	3,224.87	1/16	3,314.16	1/16	3,404.40	1/16	3,495.57
1/8	3,051.79	1/8	3,139.26	1/8	3,227.65	1/8	3,316.97	1/8	3,407.24	1/8	3,498.44
3/16	3,054.52	3/16	3,142.01	3/16	3,230.43	3/16	3,319.79	3/16	3,410.08	3/16	3,501.32
1/4	3,057.24	1/4	3,144.76	1/4	3,233.21	1/4	3,322.60	1/4	3,412.92	1/4	3,504.19
5/16	3,059.96	5/16	3,147.51	5/16	3,235.99	5/16	3,325.41	5/16	3,415.76	5/16	3,507.06
3/8	3,062.69	3/8	3,150.27	3/8	3,238.78	3/8	3,328.22	3/8	3,418.60	3/8	3,509.93
7/16	3,065.41	7/16	3,153.02	7/16	3,241.56	7/16	3,331.03	7/16	3,421.44	7/16	3,512.80
1/2	3,068.14	1/2	3,155.77	1/2	3,244.34	1/2	3,333.84	1/2	3,424.28	1/2	3,515.67
9/16	3,070.86	9/16	3,158.53	9/16	3,247.12	9/16	3,336.65	9/16	3,427.12	9/16	3,518.54
5/8	3,073.58	5/8	3,161.28	5/8	3,249.91	5/8	3,339.47	5/8	3,429.97	5/8	3,521.41
11/16	3,076.31	11/16	3,164.03	11/16	3,252.69	11/16	3,342.28	11/16	3,432.81	11/16	3,524.28
3/4	3,079.03	3/4	3,166.79	3/4	3,255.47	3/4	3,345.09	3/4	3,435.65	3/4	3,527.15
13/16	3,081.76	13/16	3,169.54	13/16	3,258.25	13/16	3,347.90	13/16	3,438.49	13/16	3,530.02
7/8	3,084.48	7/8	3,172.29	7/8	3,261.04	7/8	3,350.71	7/8	3,441.33	7/8	3,532.89
15/16	3,087.21	15/16	3,175.05	15/16	3,263.82	15/16	3,353.52	15/16	3,444.17	15/16	3,535.76
3	3,089.93	5	3,177.80	7	3,266.60	9	3,356.34	11	3,447.01	1	3,538.63
1/16	3,092.67	1/16	3,180.57	1/16	3,269.40	1/16	3,359.16	1/16	3,449.87	1/16	3,541.52
1/8	3,095.41	1/8	3,183.34	1/8	3,272.19	1/8	3,361.99	1/8	3,452.72	1/8	3,544.40
3/16	3,098.15	3/16	3,186.10	3/16	3,274.99	3/16	3,364.81	3/16	3,455.58	3/16	3,547.29
1/4	3,100.88	1/4	3,188.87	1/4	3,277.79	1/4	3,367.64	1/4	3,458.43	1/4	3,550.17
5/16	3,103.62	5/16	3,191.64	5/16	3,280.58	5/16	3,370.47	5/16	3,461.29	5/16	3,553.06
3/8	3,106.36	3/8	3,194.41	3/8	3,283.38	3/8	3,373.29	3/8	3,464.15	3/8	3,555.95
7/16	3,109.10	7/16	3,197.17	7/16	3,286.18	7/16	3,376.12	7/16	3,467.00	7/16	3,558.83
1/2	3,111.84	1/2	3,199.94	1/2	3,288.98	1/2	3,378.95	1/2	3,469.86	1/2	3,561.72
9/16	3,114.58	9/16	3,202.71	9/16	3,291.77	9/16	3,381.77	9/16	3,472.71	9/16	3,564.60
5/8	3,117.32	5/8	3,205.48	5/8	3,294.57	5/8	3,384.60	5/8	3,475.57	5/8	3,567.49
11/16	3,120.06	11/16	3,208.24	11/16	3,297.37	11/16	3,387.42	11/16	3,478.42	11/16	3,570.37
3/4	3,122.79	3/4	3,211.01	3/4	3,300.16	3/4	3,390.25	3/4	3,481.28	3/4	3,573.26
13/16	3,125.53	13/16	3,213.78	13/16	3,302.96	13/16	3,393.08	13/16	3,484.14	13/16	3,576.14
7/8	3,128.27	7/8	3,216.55	7/8	3,305.76	7/8	3,395.90	7/8	3,486.99	7/8	3,579.03
15/16	3,131.01	15/16	3,219.32	15/16	3,308.55	15/16	3,398.73	15/16	3,489.85	15/16	3,581.91

This chart is Certified for Tank: 15 only. No changes are permissible without the written consent of GAUGE POINT CALIBRATION.

For calibration specification information, see certificate on page 1.

Tank No: 15
GAUGE POINT CALIBRATION
1-800-205-TANK

Red Hill, Pearl Harbor, Hawaii

Issue Date: 11/1/2005

Capacities given in barrels of 42 U.S. gallons.

Gauge Height: 257'-00 5/8"

in/in	11 FT	in/in	11 FT	in/in	11 FT	in/in	11 FT	in/in	11 FT	in/in	12 FT
2	3,584.80	4	3,677.85	6	3,771.85	8	3,866.82	10	3,962.69	0	4,059.60
1/16	3,587.70	1/16	3,680.78	1/16	3,774.81	1/16	3,869.81	1/16	3,965.71	1/16	4,062.65
1/8	3,590.60	1/8	3,683.71	1/8	3,777.77	1/8	3,872.80	1/8	3,968.73	1/8	4,065.70
3/16	3,593.50	3/16	3,686.64	3/16	3,780.73	3/16	3,875.79	3/16	3,971.76	3/16	4,068.75
1/4	3,596.40	1/4	3,689.57	1/4	3,783.69	1/4	3,878.78	1/4	3,974.78	1/4	4,071.81
5/16	3,599.30	5/16	3,692.50	5/16	3,786.65	5/16	3,881.77	5/16	3,977.80	5/16	4,074.86
3/8	3,602.20	3/8	3,695.43	3/8	3,789.61	3/8	3,884.76	3/8	3,980.82	3/8	4,077.91
7/16	3,605.10	7/16	3,698.36	7/16	3,792.57	7/16	3,887.75	7/16	3,983.84	7/16	4,080.96
1/2	3,608.00	1/2	3,701.29	1/2	3,795.53	1/2	3,890.74	1/2	3,986.86	1/2	4,084.01
9/16	3,610.90	9/16	3,704.22	9/16	3,798.50	9/16	3,893.73	9/16	3,989.88	9/16	4,087.06
5/8	3,613.80	5/8	3,707.15	5/8	3,801.46	5/8	3,896.73	5/8	3,992.90	5/8	4,090.11
11/16	3,616.70	11/16	3,710.08	11/16	3,804.42	11/16	3,899.72	11/16	3,995.92	11/16	4,093.16
3/4	3,619.60	3/4	3,713.01	3/4	3,807.38	3/4	3,902.71	3/4	3,998.94	3/4	4,096.22
13/16	3,622.50	13/16	3,715.94	13/16	3,810.34	13/16	3,905.70	13/16	4,001.96	13/16	4,099.27
7/8	3,625.40	7/8	3,718.87	7/8	3,813.30	7/8	3,908.69	7/8	4,004.98	7/8	4,102.32
15/16	3,628.30	15/16	3,721.80	15/16	3,816.26	15/16	3,911.68	15/16	4,008.00	15/16	4,105.37
3	3,631.20	5	3,724.73	7	3,819.22	9	3,914.67	11	4,011.03	1	4,108.42
1/16	3,634.12	1/16	3,727.68	1/16	3,822.19	1/16	3,917.67	1/16	4,014.06	1/16	4,111.49
1/8	3,637.03	1/8	3,730.62	1/8	3,825.17	1/8	3,920.67	1/8	4,017.10	1/8	4,114.55
3/16	3,639.95	3/16	3,733.57	3/16	3,828.14	3/16	3,923.67	3/16	4,020.13	3/16	4,117.62
1/4	3,642.87	1/4	3,736.51	1/4	3,831.12	1/4	3,926.67	1/4	4,023.17	1/4	4,120.69
5/16	3,645.78	5/16	3,739.46	5/16	3,834.09	5/16	3,929.68	5/16	4,026.20	5/16	4,123.75
3/8	3,648.70	3/8	3,742.40	3/8	3,837.07	3/8	3,932.68	3/8	4,029.24	3/8	4,126.82
7/16	3,651.61	7/16	3,745.35	7/16	3,840.04	7/16	3,935.68	7/16	4,032.28	7/16	4,129.89
1/2	3,654.53	1/2	3,748.29	1/2	3,843.02	1/2	3,938.68	1/2	4,035.31	1/2	4,132.95
9/16	3,657.44	9/16	3,751.24	9/16	3,845.99	9/16	3,941.68	9/16	4,038.35	9/16	4,136.02
5/8	3,660.36	5/8	3,754.18	5/8	3,848.97	5/8	3,944.68	5/8	4,041.38	5/8	4,139.09
11/16	3,663.27	11/16	3,757.13	11/16	3,851.94	11/16	3,947.69	11/16	4,044.42	11/16	4,142.15
3/4	3,666.19	3/4	3,760.07	3/4	3,854.92	3/4	3,950.69	3/4	4,047.46	3/4	4,145.22
13/16	3,669.10	13/16	3,763.02	13/16	3,857.90	13/16	3,953.69	13/16	4,050.49	13/16	4,148.29
7/8	3,672.02	7/8	3,765.96	7/8	3,860.87	7/8	3,956.69	7/8	4,053.53	7/8	4,151.35
15/16	3,674.93	15/16	3,768.91	15/16	3,863.85	15/16	3,959.69	15/16	4,056.56	15/16	4,154.42

This chart is Certified for Tank: 15 only. No changes are permissible without the written consent of GAUGE POINT CALIBRATION.

For calibration specification information, see certificate on page 1.

Tank No: 15
GAUGE POINT CALIBRATION
1-800-205-TANK

Red Hill, Pearl Harbor, Hawaii

Issue Date: 11/1/2005

Capacities given in barrels of 42 U.S. gallons.

Gauge Height: 257'-00 5/8"

in/in	12 FT	in/in	12 FT	in/in	12 FT	in/in	12 FT	in/in	12 FT	in/in	13 FT
2	4,157.49	4	4,256.35	6	4,356.21	8	4,457.05	10	4,558.89	0	4,661.74
1/16	4,160.57	1/16	4,259.46	1/16	4,359.35	1/16	4,460.23	1/16	4,562.10	1/16	4,664.97
1/8	4,163.65	1/8	4,262.58	1/8	4,362.49	1/8	4,463.40	1/8	4,565.30	1/8	4,668.21
3/16	4,166.73	3/16	4,265.69	3/16	4,365.64	3/16	4,466.57	3/16	4,568.51	3/16	4,671.45
1/4	4,169.81	1/4	4,268.80	1/4	4,368.78	1/4	4,469.75	1/4	4,571.72	1/4	4,674.69
5/16	4,172.89	5/16	4,271.92	5/16	4,371.92	5/16	4,472.92	5/16	4,574.92	5/16	4,677.92
3/8	4,175.98	3/8	4,275.03	3/8	4,375.07	3/8	4,476.10	3/8	4,578.13	3/8	4,681.16
7/16	4,179.06	7/16	4,278.14	7/16	4,378.21	7/16	4,479.27	7/16	4,581.33	7/16	4,684.40
1/2	4,182.14	1/2	4,281.25	1/2	4,381.35	1/2	4,482.45	1/2	4,584.54	1/2	4,687.63
9/16	4,185.22	9/16	4,284.37	9/16	4,384.50	9/16	4,485.62	9/16	4,587.75	9/16	4,690.87
5/8	4,188.30	5/8	4,287.48	5/8	4,387.64	5/8	4,488.80	5/8	4,590.95	5/8	4,694.11
11/16	4,191.39	11/16	4,290.59	11/16	4,390.79	11/16	4,491.97	11/16	4,594.16	11/16	4,697.35
3/4	4,194.47	3/4	4,293.70	3/4	4,393.93	3/4	4,495.15	3/4	4,597.36	3/4	4,700.58
13/16	4,197.55	13/16	4,296.82	13/16	4,397.07	13/16	4,498.32	13/16	4,600.57	13/16	4,703.82
7/8	4,200.63	7/8	4,299.93	7/8	4,400.22	7/8	4,501.50	7/8	4,603.78	7/8	4,707.06
15/16	4,203.71	15/16	4,303.04	15/16	4,403.36	15/16	4,504.67	15/16	4,606.98	15/16	4,710.30
3	4,206.80	5	4,306.15	7	4,406.50	9	4,507.85	11	4,610.19	1	4,713.53
1/16	4,209.89	1/16	4,309.28	1/16	4,409.66	1/16	4,511.04	1/16	4,613.41	1/16	4,716.79
1/8	4,212.99	1/8	4,312.41	1/8	4,412.82	1/8	4,514.23	1/8	4,616.63	1/8	4,720.04
3/16	4,216.09	3/16	4,315.54	3/16	4,415.98	3/16	4,517.42	3/16	4,619.85	3/16	4,723.29
1/4	4,219.18	1/4	4,318.67	1/4	4,419.14	1/4	4,520.61	1/4	4,623.08	1/4	4,726.55
5/16	4,222.28	5/16	4,321.80	5/16	4,422.30	5/16	4,523.80	5/16	4,626.30	5/16	4,729.80
3/8	4,225.38	3/8	4,324.92	3/8	4,425.46	3/8	4,526.99	3/8	4,629.52	3/8	4,733.05
7/16	4,228.48	7/16	4,328.05	7/16	4,428.62	7/16	4,530.18	7/16	4,632.74	7/16	4,736.31
1/2	4,231.57	1/2	4,331.18	1/2	4,431.78	1/2	4,533.37	1/2	4,635.96	1/2	4,739.56
9/16	4,234.67	9/16	4,334.31	9/16	4,434.94	9/16	4,536.56	9/16	4,639.18	9/16	4,742.81
5/8	4,237.77	5/8	4,337.44	5/8	4,438.10	5/8	4,539.75	5/8	4,642.41	5/8	4,746.07
11/16	4,240.87	11/16	4,340.56	11/16	4,441.25	11/16	4,542.94	11/16	4,645.63	11/16	4,749.32
3/4	4,243.96	3/4	4,343.69	3/4	4,444.41	3/4	4,546.13	3/4	4,648.85	3/4	4,752.57
13/16	4,247.06	13/16	4,346.82	13/16	4,447.57	13/16	4,549.32	13/16	4,652.07	13/16	4,755.83
7/8	4,250.16	7/8	4,349.95	7/8	4,450.73	7/8	4,552.51	7/8	4,655.29	7/8	4,759.08
15/16	4,253.25	15/16	4,353.08	15/16	4,453.89	15/16	4,555.70	15/16	4,658.51	15/16	4,762.33

This chart is Certified for Tank: 15 only. No changes are permissible without the written consent of GAUGE POINT CALIBRATION.

For calibration specification information, see certificate on page 1.

Tank No: 15
GAUGE POINT CALIBRATION
1-800-205-TANK

Red Hill, Pearl Harbor, Hawaii

Issue Date: 11/1/2005

Capacities given in barrels of 42 U.S. gallons.

Gauge Height: 257'-00 5/8"

in/in	13 FT	in/in	13 FT	in/in	13 FT	in/in	13 FT	in/in	13 FT	in/in	14 FT
2	4,765.59	4	4,870.45	6	4,976.32	8	5,083.22	10	5,191.15	0	5,300.10
1/16	4,768.85	1/16	4,873.75	1/16	4,979.66	1/16	5,086.59	1/16	5,194.54	1/16	5,303.53
1/8	4,772.12	1/8	4,877.05	1/8	4,982.99	1/8	5,089.95	1/8	5,197.94	1/8	5,306.96
3/16	4,775.39	3/16	4,880.35	3/16	4,986.32	3/16	5,093.32	3/16	5,201.34	3/16	5,310.39
1/4	4,778.66	1/4	4,883.65	1/4	4,989.65	1/4	5,096.68	1/4	5,204.73	1/4	5,313.82
5/16	4,781.93	5/16	4,886.95	5/16	4,992.99	5/16	5,100.05	5/16	5,208.13	5/16	5,317.25
3/8	4,785.20	3/8	4,890.25	3/8	4,996.32	3/8	5,103.41	3/8	5,211.53	3/8	5,320.68
7/16	4,788.47	7/16	4,893.55	7/16	4,999.65	7/16	5,106.78	7/16	5,214.93	7/16	5,324.11
1/2	4,791.74	1/2	4,896.85	1/2	5,002.98	1/2	5,110.14	1/2	5,218.32	1/2	5,327.54
9/16	4,795.01	9/16	4,900.15	9/16	5,006.32	9/16	5,113.50	9/16	5,221.72	9/16	5,330.97
5/8	4,798.28	5/8	4,903.45	5/8	5,009.65	5/8	5,116.87	5/8	5,225.12	5/8	5,334.39
11/16	4,801.54	11/16	4,906.75	11/16	5,012.98	11/16	5,120.23	11/16	5,228.51	11/16	5,337.82
3/4	4,804.81	3/4	4,910.06	3/4	5,016.32	3/4	5,123.60	3/4	5,231.91	3/4	5,341.25
13/16	4,808.08	13/16	4,913.36	13/16	5,019.65	13/16	5,126.96	13/16	5,235.31	13/16	5,344.68
7/8	4,811.35	7/8	4,916.66	7/8	5,022.98	7/8	5,130.33	7/8	5,238.70	7/8	5,348.11
15/16	4,814.62	15/16	4,919.96	15/16	5,026.31	15/16	5,133.69	15/16	5,242.10	15/16	5,351.54
3	4,817.89	5	4,923.26	7	5,029.65	9	5,137.06	11	5,245.50	1	5,354.97
1/16	4,821.17	1/16	4,926.57	1/16	5,032.99	1/16	5,140.44	1/16	5,248.91	1/16	5,358.41
1/8	4,824.46	1/8	4,929.89	1/8	5,036.34	1/8	5,143.82	1/8	5,252.32	1/8	5,361.86
3/16	4,827.74	3/16	4,933.21	3/16	5,039.69	3/16	5,147.20	3/16	5,255.74	3/16	5,365.31
1/4	4,831.03	1/4	4,936.52	1/4	5,043.04	1/4	5,150.58	1/4	5,259.15	1/4	5,368.75
5/16	4,834.31	5/16	4,939.84	5/16	5,046.39	5/16	5,153.96	5/16	5,262.56	5/16	5,372.20
3/8	4,837.60	3/8	4,943.16	3/8	5,049.74	3/8	5,157.34	3/8	5,265.97	3/8	5,375.64
7/16	4,840.88	7/16	4,946.47	7/16	5,053.09	7/16	5,160.72	7/16	5,269.39	7/16	5,379.09
1/2	4,844.17	1/2	4,949.79	1/2	5,056.43	1/2	5,164.10	1/2	5,272.80	1/2	5,382.53
9/16	4,847.45	9/16	4,953.11	9/16	5,059.78	9/16	5,167.48	9/16	5,276.21	9/16	5,385.98
5/8	4,850.74	5/8	4,956.42	5/8	5,063.13	5/8	5,170.86	5/8	5,279.63	5/8	5,389.42
11/16	4,854.02	11/16	4,959.74	11/16	5,066.48	11/16	5,174.24	11/16	5,283.04	11/16	5,392.87
3/4	4,857.31	3/4	4,963.06	3/4	5,069.83	3/4	5,177.62	3/4	5,286.45	3/4	5,396.31
13/16	4,860.59	13/16	4,966.37	13/16	5,073.18	13/16	5,181.01	13/16	5,289.86	13/16	5,399.76
7/8	4,863.88	7/8	4,969.69	7/8	5,076.53	7/8	5,184.39	7/8	5,293.28	7/8	5,403.20
15/16	4,867.16	15/16	4,973.01	15/16	5,079.87	15/16	5,187.77	15/16	5,296.69	15/16	5,406.65

This chart is Certified for Tank: 15 only. No changes are permissible without the written consent of GAUGE POINT CALIBRATION.

For calibration specification information, see certificate on page 1.

Tank No: 15
GAUGE POINT CALIBRATION
1-800-205-TANK

Red Hill, Pearl Harbor, Hawaii

Issue Date: 11/1/2005

Capacities given in barrels of 42 U.S. gallons.

Gauge Height: 257'-00 5/8"

in/in	14 FT	in/in	14 FT	in/in	14 FT	in/in	14 FT	in/in	14 FT	in/in	15 FT
2	5,410.09	4	5,521.13	6	5,633.21	8	5,746.33	10	5,860.52	0	5,975.76
1/16	5,413.56	1/16	5,524.62	1/16	5,636.73	1/16	5,749.89	1/16	5,864.11	1/16	5,979.39
1/8	5,417.02	1/8	5,528.12	1/8	5,640.26	1/8	5,753.45	1/8	5,867.70	1/8	5,983.02
3/16	5,420.48	3/16	5,531.61	3/16	5,643.79	3/16	5,757.01	3/16	5,871.30	3/16	5,986.64
1/4	5,423.94	1/4	5,535.10	1/4	5,647.31	1/4	5,760.57	1/4	5,874.89	1/4	5,990.27
5/16	5,427.40	5/16	5,538.60	5/16	5,650.84	5/16	5,764.13	5/16	5,878.48	5/16	5,993.89
3/8	5,430.86	3/8	5,542.09	3/8	5,654.37	3/8	5,767.69	3/8	5,882.08	3/8	5,997.52
7/16	5,434.33	7/16	5,545.59	7/16	5,657.89	7/16	5,771.25	7/16	5,885.67	7/16	6,001.15
1/2	5,437.79	1/2	5,549.08	1/2	5,661.42	1/2	5,774.81	1/2	5,889.26	1/2	6,004.77
9/16	5,441.25	9/16	5,552.58	9/16	5,664.95	9/16	5,778.37	9/16	5,892.86	9/16	6,008.40
5/8	5,444.71	5/8	5,556.07	5/8	5,668.48	5/8	5,781.93	5/8	5,896.45	5/8	6,012.03
11/16	5,448.17	11/16	5,559.56	11/16	5,672.00	11/16	5,785.49	11/16	5,900.04	11/16	6,015.65
3/4	5,451.63	3/4	5,563.06	3/4	5,675.53	3/4	5,789.05	3/4	5,903.64	3/4	6,019.28
13/16	5,455.10	13/16	5,566.55	13/16	5,679.06	13/16	5,792.61	13/16	5,907.23	13/16	6,022.91
7/8	5,458.56	7/8	5,570.05	7/8	5,682.58	7/8	5,796.17	7/8	5,910.82	7/8	6,026.53
15/16	5,462.02	15/16	5,573.54	15/16	5,686.11	15/16	5,799.73	15/16	5,914.41	15/16	6,030.16
3	5,465.48	5	5,577.04	7	5,689.64	9	5,803.29	11	5,918.01	1	6,033.78
1/16	5,468.96	1/16	5,580.55	1/16	5,693.18	1/16	5,806.87	1/16	5,921.62	1/16	6,037.43
1/8	5,472.44	1/8	5,584.06	1/8	5,696.73	1/8	5,810.45	1/8	5,925.23	1/8	6,041.07
3/16	5,475.91	3/16	5,587.57	3/16	5,700.27	3/16	5,814.02	3/16	5,928.84	3/16	6,044.71
1/4	5,479.39	1/4	5,591.08	1/4	5,703.81	1/4	5,817.60	1/4	5,932.45	1/4	6,048.36
5/16	5,482.87	5/16	5,594.59	5/16	5,707.36	5/16	5,821.18	5/16	5,936.06	5/16	6,052.00
3/8	5,486.35	3/8	5,598.10	3/8	5,710.90	3/8	5,824.75	3/8	5,939.67	3/8	6,055.64
7/16	5,489.83	7/16	5,601.61	7/16	5,714.44	7/16	5,828.33	7/16	5,943.28	7/16	6,059.29
1/2	5,493.30	1/2	5,605.12	1/2	5,717.99	1/2	5,831.91	1/2	5,946.89	1/2	6,062.93
9/16	5,496.78	9/16	5,608.63	9/16	5,721.53	9/16	5,835.48	9/16	5,950.49	9/16	6,066.57
5/8	5,500.26	5/8	5,612.14	5/8	5,725.07	5/8	5,839.06	5/8	5,954.10	5/8	6,070.21
11/16	5,503.74	11/16	5,615.65	11/16	5,728.62	11/16	5,842.64	11/16	5,957.71	11/16	6,073.86
3/4	5,507.22	3/4	5,619.16	3/4	5,732.16	3/4	5,846.21	3/4	5,961.32	3/4	6,077.50
13/16	5,510.69	13/16	5,622.67	13/16	5,735.70	13/16	5,849.79	13/16	5,964.93	13/16	6,081.14
7/8	5,514.17	7/8	5,626.18	7/8	5,739.25	7/8	5,853.37	7/8	5,968.54	7/8	6,084.79
15/16	5,517.65	15/16	5,629.69	15/16	5,742.79	15/16	5,856.94	15/16	5,972.15	15/16	6,088.43

This chart is Certified for Tank: 15 only. No changes are permissible without the written consent of GAUGE POINT CALIBRATION.

For calibration specification information, see certificate on page 1.

Tank No: 15
GAUGE POINT CALIBRATION
1-800-205-TANK

Red Hill, Pearl Harbor, Hawaii

Issue Date: 11/1/2005

Capacities given in barrels of 42 U.S. gallons.

Gauge Height: 257'-00 5/8"

in/in	15 FT	in/in	15 FT	in/in	15 FT	in/in	15 FT	in/in	15 FT	in/in	16 FT
2	6,092.07	4	6,209.45	6	6,327.91	8	6,447.44	10	6,568.06	0	6,689.77
1/16	6,095.73	1/16	6,213.15	1/16	6,331.63	1/16	6,451.20	1/16	6,571.86	1/16	6,693.60
1/8	6,099.39	1/8	6,216.84	1/8	6,335.36	1/8	6,454.96	1/8	6,575.65	1/8	6,697.43
3/16	6,103.05	3/16	6,220.53	3/16	6,339.09	3/16	6,458.73	3/16	6,579.45	3/16	6,701.26
1/4	6,106.71	1/4	6,224.23	1/4	6,342.82	1/4	6,462.49	1/4	6,583.24	1/4	6,705.09
5/16	6,110.37	5/16	6,227.92	5/16	6,346.54	5/16	6,466.25	5/16	6,587.04	5/16	6,708.92
3/8	6,114.03	3/8	6,231.61	3/8	6,350.27	3/8	6,470.01	3/8	6,590.83	3/8	6,712.75
7/16	6,117.69	7/16	6,235.31	7/16	6,354.00	7/16	6,473.77	7/16	6,594.63	7/16	6,716.58
1/2	6,121.35	1/2	6,239.00	1/2	6,357.72	1/2	6,477.53	1/2	6,598.42	1/2	6,720.40
9/16	6,125.01	9/16	6,242.69	9/16	6,361.45	9/16	6,481.29	9/16	6,602.22	9/16	6,724.23
5/8	6,128.67	5/8	6,246.39	5/8	6,365.18	5/8	6,485.05	5/8	6,606.01	5/8	6,728.06
11/16	6,132.33	11/16	6,250.08	11/16	6,368.90	11/16	6,488.81	11/16	6,609.81	11/16	6,731.89
3/4	6,135.99	3/4	6,253.77	3/4	6,372.63	3/4	6,492.57	3/4	6,613.60	3/4	6,735.72
13/16	6,139.65	13/16	6,257.47	13/16	6,376.36	13/16	6,496.33	13/16	6,617.40	13/16	6,739.55
7/8	6,143.31	7/8	6,261.16	7/8	6,380.09	7/8	6,500.09	7/8	6,621.19	7/8	6,743.38
15/16	6,146.97	15/16	6,264.85	15/16	6,383.81	15/16	6,503.86	15/16	6,624.99	15/16	6,747.21
3	6,150.63	5	6,268.55	7	6,387.54	9	6,507.62	11	6,628.78	1	6,751.04
1/16	6,154.30	1/16	6,272.26	1/16	6,391.28	1/16	6,511.39	1/16	6,632.59	1/16	6,754.88
1/8	6,157.98	1/8	6,275.97	1/8	6,395.03	1/8	6,515.17	1/8	6,636.40	1/8	6,758.73
3/16	6,161.66	3/16	6,279.68	3/16	6,398.77	3/16	6,518.95	3/16	6,640.22	3/16	6,762.58
1/4	6,165.33	1/4	6,283.39	1/4	6,402.52	1/4	6,522.73	1/4	6,644.03	1/4	6,766.42
5/16	6,169.01	5/16	6,287.10	5/16	6,406.26	5/16	6,526.51	5/16	6,647.84	5/16	6,770.27
3/8	6,172.69	3/8	6,290.81	3/8	6,410.00	3/8	6,530.28	3/8	6,651.65	3/8	6,774.11
7/16	6,176.36	7/16	6,294.52	7/16	6,413.75	7/16	6,534.06	7/16	6,655.46	7/16	6,777.96
1/2	6,180.04	1/2	6,298.23	1/2	6,417.49	1/2	6,537.84	1/2	6,659.28	1/2	6,781.81
9/16	6,183.72	9/16	6,301.94	9/16	6,421.24	9/16	6,541.62	9/16	6,663.09	9/16	6,785.65
5/8	6,187.39	5/8	6,305.65	5/8	6,424.98	5/8	6,545.40	5/8	6,666.90	5/8	6,789.50
11/16	6,191.07	11/16	6,309.36	11/16	6,428.72	11/16	6,549.17	11/16	6,670.71	11/16	6,793.35
3/4	6,194.75	3/4	6,313.07	3/4	6,432.47	3/4	6,552.95	3/4	6,674.52	3/4	6,797.19
13/16	6,198.42	13/16	6,316.78	13/16	6,436.21	13/16	6,556.73	13/16	6,678.34	13/16	6,801.04
7/8	6,202.10	7/8	6,320.49	7/8	6,439.95	7/8	6,560.51	7/8	6,682.15	7/8	6,804.88
15/16	6,205.78	15/16	6,324.20	15/16	6,443.70	15/16	6,564.28	15/16	6,685.96	15/16	6,808.73

This chart is Certified for Tank: 15 only. No changes are permissible without the written consent of GAUGE POINT CALIBRATION.

For calibration specification information, see certificate on page 1.

Tank No: 15
GAUGE POINT CALIBRATION
1-800-205-TANK

Red Hill, Pearl Harbor, Hawaii

Issue Date: 11/1/2005

Capacities given in barrels of 42 U.S. gallons.

Gauge Height: 257'-00 5/8"

in/in	16 FT	in/in	16 FT	in/in	16 FT	in/in	16 FT	in/in	16 FT	in/in	17 FT
2	6,812.58	4	6,936.48	6	7,061.49	8	7,187.61	10	7,314.84	0	7,443.19
1/16	6,816.44	1/16	6,940.38	1/16	7,065.42	1/16	7,191.57	1/16	7,318.84	1/16	7,447.23
1/8	6,820.30	1/8	6,944.28	1/8	7,069.35	1/8	7,195.54	1/8	7,322.84	1/8	7,451.27
3/16	6,824.17	3/16	6,948.17	3/16	7,073.29	3/16	7,199.51	3/16	7,326.85	3/16	7,455.30
1/4	6,828.03	1/4	6,952.07	1/4	7,077.22	1/4	7,203.48	1/4	7,330.85	1/4	7,459.34
5/16	6,831.89	5/16	6,955.97	5/16	7,081.15	5/16	7,207.44	5/16	7,334.85	5/16	7,463.38
3/8	6,835.76	3/8	6,959.87	3/8	7,085.08	3/8	7,211.41	3/8	7,338.85	3/8	7,467.41
7/16	6,839.62	7/16	6,963.77	7/16	7,089.02	7/16	7,215.38	7/16	7,342.85	7/16	7,471.45
1/2	6,843.48	1/2	6,967.66	1/2	7,092.95	1/2	7,219.35	1/2	7,346.86	1/2	7,475.49
9/16	6,847.35	9/16	6,971.56	9/16	7,096.88	9/16	7,223.31	9/16	7,350.86	9/16	7,479.53
5/8	6,851.21	5/8	6,975.46	5/8	7,100.81	5/8	7,227.28	5/8	7,354.86	5/8	7,483.56
11/16	6,855.07	11/16	6,979.36	11/16	7,104.75	11/16	7,231.25	11/16	7,358.86	11/16	7,487.60
3/4	6,858.94	3/4	6,983.26	3/4	7,108.68	3/4	7,235.21	3/4	7,362.87	3/4	7,491.64
13/16	6,862.80	13/16	6,987.15	13/16	7,112.61	13/16	7,239.18	13/16	7,366.87	13/16	7,495.68
7/8	6,866.66	7/8	6,991.05	7/8	7,116.54	7/8	7,243.15	7/8	7,370.87	7/8	7,499.71
15/16	6,870.53	15/16	6,994.95	15/16	7,120.48	15/16	7,247.12	15/16	7,374.87	15/16	7,503.75
3	6,874.39	5	6,998.85	7	7,124.41	9	7,251.08	11	7,378.87	1	7,507.79
1/16	6,878.27	1/16	7,002.76	1/16	7,128.36	1/16	7,255.07	1/16	7,382.89	1/16	7,511.84
1/8	6,882.15	1/8	7,006.68	1/8	7,132.31	1/8	7,259.05	1/8	7,386.91	1/8	7,515.90
3/16	6,886.03	3/16	7,010.59	3/16	7,136.26	3/16	7,263.04	3/16	7,390.93	3/16	7,519.95
1/4	6,889.91	1/4	7,014.51	1/4	7,140.21	1/4	7,267.02	1/4	7,394.95	1/4	7,524.01
5/16	6,893.79	5/16	7,018.42	5/16	7,144.16	5/16	7,271.01	5/16	7,398.97	5/16	7,528.06
3/8	6,897.67	3/8	7,022.34	3/8	7,148.11	3/8	7,274.99	3/8	7,402.99	3/8	7,532.12
7/16	6,901.56	7/16	7,026.25	7/16	7,152.06	7/16	7,278.98	7/16	7,407.01	7/16	7,536.17
1/2	6,905.44	1/2	7,030.17	1/2	7,156.01	1/2	7,282.96	1/2	7,411.03	1/2	7,540.23
9/16	6,909.32	9/16	7,034.08	9/16	7,159.96	9/16	7,286.95	9/16	7,415.05	9/16	7,544.28
5/8	6,913.20	5/8	7,038.00	5/8	7,163.91	5/8	7,290.93	5/8	7,419.07	5/8	7,548.34
11/16	6,917.08	11/16	7,041.91	11/16	7,167.86	11/16	7,294.92	11/16	7,423.09	11/16	7,552.39
3/4	6,920.96	3/4	7,045.83	3/4	7,171.81	3/4	7,298.90	3/4	7,427.11	3/4	7,556.45
13/16	6,924.84	13/16	7,049.74	13/16	7,175.76	13/16	7,302.88	13/16	7,431.13	13/16	7,560.50
7/8	6,928.72	7/8	7,053.66	7/8	7,179.71	7/8	7,306.87	7/8	7,435.15	7/8	7,564.56
15/16	6,932.60	15/16	7,057.57	15/16	7,183.66	15/16	7,310.85	15/16	7,439.17	15/16	7,568.61

This chart is Certified for Tank: 15 only. No changes are permissible without the written consent of GAUGE POINT CALIBRATION.

For calibration specification information, see certificate on page 1.

Tank No: 15
GAUGE POINT CALIBRATION
1-800-205-TANK

Red Hill, Pearl Harbor, Hawaii

Issue Date: 11/1/2005

Capacities given in barrels of 42 U.S. gallons.

Gauge Height: 257'-00 5/8"

in/in	17 FT	in/in	17 FT	in/in	17 FT	in/in	17 FT	in/in	17 FT	in/in	18 FT
2	7,572.67	4	7,703.27	6	7,835.01	8	7,967.89	10	8,101.91	0	8,237.08
1/16	7,576.74	1/16	7,707.38	1/16	7,839.15	1/16	7,972.06	1/16	8,106.12	1/16	8,241.33
1/8	7,580.81	1/8	7,711.49	1/8	7,843.30	1/8	7,976.24	1/8	8,110.34	1/8	8,245.58
3/16	7,584.88	3/16	7,715.59	3/16	7,847.44	3/16	7,980.42	3/16	8,114.55	3/16	8,249.83
1/4	7,588.96	1/4	7,719.70	1/4	7,851.58	1/4	7,984.60	1/4	8,118.77	1/4	8,254.08
5/16	7,593.03	5/16	7,723.81	5/16	7,855.73	5/16	7,988.78	5/16	8,122.98	5/16	8,258.33
3/8	7,597.10	3/8	7,727.92	3/8	7,859.87	3/8	7,992.96	3/8	8,127.20	3/8	8,262.58
7/16	7,601.17	7/16	7,732.03	7/16	7,864.01	7/16	7,997.14	7/16	8,131.41	7/16	8,266.83
1/2	7,605.25	1/2	7,736.13	1/2	7,868.16	1/2	8,001.32	1/2	8,135.63	1/2	8,271.08
9/16	7,609.32	9/16	7,740.24	9/16	7,872.30	9/16	8,005.50	9/16	8,139.84	9/16	8,275.34
5/8	7,613.39	5/8	7,744.35	5/8	7,876.44	5/8	8,009.68	5/8	8,144.06	5/8	8,279.59
11/16	7,617.46	11/16	7,748.46	11/16	7,880.59	11/16	8,013.86	11/16	8,148.27	11/16	8,283.84
3/4	7,621.54	3/4	7,752.57	3/4	7,884.73	3/4	8,018.04	3/4	8,152.49	3/4	8,288.09
13/16	7,625.61	13/16	7,756.67	13/16	7,888.87	13/16	8,022.22	13/16	8,156.70	13/16	8,292.34
7/8	7,629.68	7/8	7,760.78	7/8	7,893.02	7/8	8,026.39	7/8	8,160.92	7/8	8,296.59
15/16	7,633.75	15/16	7,764.89	15/16	7,897.16	15/16	8,030.57	15/16	8,165.13	15/16	8,300.84
3	7,637.83	5	7,769.00	7	7,901.30	9	8,034.75	11	8,169.35	1	8,305.09
1/16	7,641.92	1/16	7,773.12	1/16	7,905.47	1/16	8,038.95	1/16	8,173.58	1/16	8,309.36
1/8	7,646.01	1/8	7,777.25	1/8	7,909.63	1/8	8,043.15	1/8	8,177.81	1/8	8,313.63
3/16	7,650.10	3/16	7,781.37	3/16	7,913.79	3/16	8,047.34	3/16	8,182.05	3/16	8,317.90
1/4	7,654.19	1/4	7,785.50	1/4	7,917.95	1/4	8,051.54	1/4	8,186.28	1/4	8,322.17
5/16	7,658.28	5/16	7,789.63	5/16	7,922.11	5/16	8,055.74	5/16	8,190.51	5/16	8,326.44
3/8	7,662.37	3/8	7,793.75	3/8	7,926.27	3/8	8,059.94	3/8	8,194.75	3/8	8,330.71
7/16	7,666.46	7/16	7,797.88	7/16	7,930.43	7/16	8,064.13	7/16	8,198.98	7/16	8,334.98
1/2	7,670.55	1/2	7,802.00	1/2	7,934.60	1/2	8,068.33	1/2	8,203.21	1/2	8,339.25
9/16	7,674.64	9/16	7,806.13	9/16	7,938.76	9/16	8,072.53	9/16	8,207.44	9/16	8,343.51
5/8	7,678.73	5/8	7,810.25	5/8	7,942.92	5/8	8,076.72	5/8	8,211.68	5/8	8,347.78
11/16	7,682.82	11/16	7,814.38	11/16	7,947.08	11/16	8,080.92	11/16	8,215.91	11/16	8,352.05
3/4	7,686.91	3/4	7,818.51	3/4	7,951.24	3/4	8,085.12	3/4	8,220.14	3/4	8,356.32
13/16	7,691.00	13/16	7,822.63	13/16	7,955.40	13/16	8,089.32	13/16	8,224.38	13/16	8,360.59
7/8	7,695.09	7/8	7,826.76	7/8	7,959.56	7/8	8,093.51	7/8	8,228.61	7/8	8,364.86
15/16	7,699.18	15/16	7,830.88	15/16	7,963.72	15/16	8,097.71	15/16	8,232.84	15/16	8,369.13

This chart is Certified for Tank: 15 only. No changes are permissible without the written consent of GAUGE POINT CALIBRATION.

For calibration specification information, see certificate on page 1.

Tank No: 15
GAUGE POINT CALIBRATION
1-800-205-TANK

Red Hill, Pearl Harbor, Hawaii

Issue Date: 11/1/2005

Capacities given in barrels of 42 U.S. gallons.

Gauge Height: 257'-00 5/8"

in/in	18 FT	in/in	18 FT	in/in	18 FT	in/in	18 FT	in/in	18 FT	in/in	19 FT
2	8,373.40	4	8,510.88	6	8,649.52	8	8,789.34	10	8,930.32	0	9,072.49
1/16	8,377.69	1/16	8,515.20	1/16	8,653.88	1/16	8,793.73	1/16	8,934.76	1/16	9,076.96
1/8	8,381.97	1/8	8,519.53	1/8	8,658.24	1/8	8,798.13	1/8	8,939.19	1/8	9,081.43
3/16	8,386.26	3/16	8,523.85	3/16	8,662.60	3/16	8,802.53	3/16	8,943.62	3/16	9,085.90
1/4	8,390.55	1/4	8,528.17	1/4	8,666.96	1/4	8,806.92	1/4	8,948.06	1/4	9,090.37
5/16	8,394.83	5/16	8,532.50	5/16	8,671.32	5/16	8,811.32	5/16	8,952.49	5/16	9,094.84
3/8	8,399.12	3/8	8,536.82	3/8	8,675.68	3/8	8,815.72	3/8	8,956.92	3/8	9,099.31
7/16	8,403.41	7/16	8,541.14	7/16	8,680.04	7/16	8,820.11	7/16	8,961.36	7/16	9,103.78
1/2	8,407.70	1/2	8,545.47	1/2	8,684.40	1/2	8,824.51	1/2	8,965.79	1/2	9,108.25
9/16	8,411.98	9/16	8,549.79	9/16	8,688.76	9/16	8,828.91	9/16	8,970.22	9/16	9,112.72
5/8	8,416.27	5/8	8,554.12	5/8	8,693.12	5/8	8,833.30	5/8	8,974.66	5/8	9,117.19
11/16	8,420.56	11/16	8,558.44	11/16	8,697.48	11/16	8,837.70	11/16	8,979.09	11/16	9,121.66
3/4	8,424.85	3/4	8,562.76	3/4	8,701.84	3/4	8,842.10	3/4	8,983.52	3/4	9,126.13
13/16	8,429.13	13/16	8,567.09	13/16	8,706.20	13/16	8,846.49	13/16	8,987.96	13/16	9,130.60
7/8	8,433.42	7/8	8,571.41	7/8	8,710.56	7/8	8,850.89	7/8	8,992.39	7/8	9,135.07
15/16	8,437.71	15/16	8,575.73	15/16	8,714.92	15/16	8,855.29	15/16	8,996.82	15/16	9,139.54
3	8,441.99	5	8,580.06	7	8,719.28	9	8,859.68	11	9,001.26	1	9,144.01
1/16	8,446.30	1/16	8,584.40	1/16	8,723.66	1/16	8,864.10	1/16	9,005.71	1/16	9,148.50
1/8	8,450.60	1/8	8,588.74	1/8	8,728.04	1/8	8,868.51	1/8	9,010.16	1/8	9,152.99
3/16	8,454.91	3/16	8,593.08	3/16	8,732.42	3/16	8,872.93	3/16	9,014.61	3/16	9,157.48
1/4	8,459.22	1/4	8,597.42	1/4	8,736.80	1/4	8,877.34	1/4	9,019.06	1/4	9,161.97
5/16	8,463.52	5/16	8,601.77	5/16	8,741.18	5/16	8,881.76	5/16	9,023.52	5/16	9,166.46
3/8	8,467.83	3/8	8,606.11	3/8	8,745.55	3/8	8,886.17	3/8	9,027.97	3/8	9,170.95
7/16	8,472.13	7/16	8,610.45	7/16	8,749.93	7/16	8,890.59	7/16	9,032.42	7/16	9,175.43
1/2	8,476.44	1/2	8,614.79	1/2	8,754.31	1/2	8,895.00	1/2	9,036.87	1/2	9,179.92
9/16	8,480.74	9/16	8,619.13	9/16	8,758.69	9/16	8,899.42	9/16	9,041.32	9/16	9,184.41
5/8	8,485.05	5/8	8,623.47	5/8	8,763.07	5/8	8,903.83	5/8	9,045.78	5/8	9,188.90
11/16	8,489.35	11/16	8,627.82	11/16	8,767.45	11/16	8,908.25	11/16	9,050.23	11/16	9,193.39
3/4	8,493.66	3/4	8,632.16	3/4	8,771.82	3/4	8,912.66	3/4	9,054.68	3/4	9,197.88
13/16	8,497.96	13/16	8,636.50	13/16	8,776.20	13/16	8,917.08	13/16	9,059.13	13/16	9,202.37
7/8	8,502.27	7/8	8,640.84	7/8	8,780.58	7/8	8,921.49	7/8	9,063.58	7/8	9,206.86
15/16	8,506.57	15/16	8,645.18	15/16	8,784.96	15/16	8,925.91	15/16	9,068.04	15/16	9,211.34

This chart is Certified for Tank: 15 only. No changes are permissible without the written consent of GAUGE POINT CALIBRATION.

For calibration specification information, see certificate on page 1.

Tank No: 15
GAUGE POINT CALIBRATION
1-800-205-TANK

Red Hill, Pearl Harbor, Hawaii

Issue Date: 11/1/2005

Capacities given in barrels of 42 U.S. gallons.

Gauge Height: 257'-00 5/8"

in/in	19 FT	in/in	19 FT	in/in	19 FT	in/in	19 FT	in/in	19 FT	in/in	20 FT
2	9,215.83	4	9,360.37	6	9,506.10	8	9,653.02	10	9,801.15	0	9,950.48
1/16	9,220.34	1/16	9,364.91	1/16	9,510.68	1/16	9,657.64	1/16	9,805.80	1/16	9,955.18
1/8	9,224.85	1/8	9,369.46	1/8	9,515.26	1/8	9,662.26	1/8	9,810.46	1/8	9,959.87
3/16	9,229.36	3/16	9,374.00	3/16	9,519.84	3/16	9,666.88	3/16	9,815.12	3/16	9,964.57
1/4	9,233.86	1/4	9,378.55	1/4	9,524.42	1/4	9,671.50	1/4	9,819.78	1/4	9,969.26
5/16	9,238.37	5/16	9,383.09	5/16	9,529.01	5/16	9,676.12	5/16	9,824.43	5/16	9,973.96
3/8	9,242.88	3/8	9,387.64	3/8	9,533.59	3/8	9,680.74	3/8	9,829.09	3/8	9,978.65
7/16	9,247.39	7/16	9,392.18	7/16	9,538.17	7/16	9,685.36	7/16	9,833.75	7/16	9,983.35
1/2	9,251.89	1/2	9,396.73	1/2	9,542.75	1/2	9,689.98	1/2	9,838.41	1/2	9,988.04
9/16	9,256.40	9/16	9,401.27	9/16	9,547.33	9/16	9,694.60	9/16	9,843.06	9/16	9,992.74
5/8	9,260.91	5/8	9,405.81	5/8	9,551.92	5/8	9,699.22	5/8	9,847.72	5/8	9,997.43
11/16	9,265.42	11/16	9,410.36	11/16	9,556.50	11/16	9,703.84	11/16	9,852.38	11/16	10,002.13
3/4	9,269.92	3/4	9,414.90	3/4	9,561.08	3/4	9,708.46	3/4	9,857.03	3/4	10,006.82
13/16	9,274.43	13/16	9,419.45	13/16	9,565.66	13/16	9,713.07	13/16	9,861.69	13/16	10,011.52
7/8	9,278.94	7/8	9,423.99	7/8	9,570.24	7/8	9,717.69	7/8	9,866.35	7/8	10,016.21
15/16	9,283.44	15/16	9,428.54	15/16	9,574.83	15/16	9,722.31	15/16	9,871.01	15/16	10,020.91
3	9,287.95	5	9,433.08	7	9,579.41	9	9,726.93	11	9,875.66	1	10,025.60
1/16	9,292.48	1/16	9,437.65	1/16	9,584.01	1/16	9,731.57	1/16	9,880.34	1/16	10,030.32
1/8	9,297.00	1/8	9,442.21	1/8	9,588.61	1/8	9,736.21	1/8	9,885.02	1/8	10,035.03
3/16	9,301.53	3/16	9,446.77	3/16	9,593.21	3/16	9,740.85	3/16	9,889.69	3/16	10,039.75
1/4	9,306.06	1/4	9,451.34	1/4	9,597.81	1/4	9,745.49	1/4	9,894.37	1/4	10,044.46
5/16	9,310.58	5/16	9,455.90	5/16	9,602.41	5/16	9,750.13	5/16	9,899.04	5/16	10,049.17
3/8	9,315.11	3/8	9,460.46	3/8	9,607.01	3/8	9,754.76	3/8	9,903.72	3/8	10,053.89
7/16	9,319.63	7/16	9,465.03	7/16	9,611.61	7/16	9,759.40	7/16	9,908.40	7/16	10,058.60
1/2	9,324.16	1/2	9,469.59	1/2	9,616.21	1/2	9,764.04	1/2	9,913.07	1/2	10,063.32
9/16	9,328.69	9/16	9,474.15	9/16	9,620.81	9/16	9,768.68	9/16	9,917.75	9/16	10,068.03
5/8	9,333.21	5/8	9,478.72	5/8	9,625.42	5/8	9,773.32	5/8	9,922.43	5/8	10,072.74
11/16	9,337.74	11/16	9,483.28	11/16	9,630.02	11/16	9,777.96	11/16	9,927.10	11/16	10,077.46
3/4	9,342.26	3/4	9,487.84	3/4	9,634.62	3/4	9,782.59	3/4	9,931.78	3/4	10,082.17
13/16	9,346.79	13/16	9,492.41	13/16	9,639.22	13/16	9,787.23	13/16	9,936.45	13/16	10,086.89
7/8	9,351.32	7/8	9,496.97	7/8	9,643.82	7/8	9,791.87	7/8	9,941.13	7/8	10,091.60
15/16	9,355.84	15/16	9,501.53	15/16	9,648.42	15/16	9,796.51	15/16	9,945.81	15/16	10,096.32

This chart is Certified for Tank: 15 only. No changes are permissible without the written consent of GAUGE POINT CALIBRATION.

For calibration specification information, see certificate on page 1.

Tank No: 15
GAUGE POINT CALIBRATION
1-800-205-TANK

Red Hill, Pearl Harbor, Hawaii

Issue Date: 11/1/2005

Capacities given in barrels of 42 U.S. gallons.

Gauge Height: 257'-00 5/8"

in/in	20 FT	in/in	20 FT	in/in	20 FT	in/in	20 FT	in/in	20 FT	in/in	21 FT
2	10,101.03	4	10,252.79	6	10,405.78	8	10,559.99	10	10,715.44	0	10,872.12
1/16	10,105.76	1/16	10,257.56	1/16	10,410.59	1/16	10,564.84	1/16	10,720.33	1/16	10,877.05
1/8	10,110.50	1/8	10,262.34	1/8	10,415.40	1/8	10,569.69	1/8	10,725.21	1/8	10,881.97
3/16	10,115.23	3/16	10,267.11	3/16	10,420.21	3/16	10,574.54	3/16	10,730.10	3/16	10,886.90
1/4	10,119.96	1/4	10,271.88	1/4	10,425.02	1/4	10,579.39	1/4	10,734.99	1/4	10,891.82
5/16	10,124.69	5/16	10,276.65	5/16	10,429.83	5/16	10,584.23	5/16	10,739.87	5/16	10,896.75
3/8	10,129.43	3/8	10,281.42	3/8	10,434.64	3/8	10,589.08	3/8	10,744.76	3/8	10,901.67
7/16	10,134.16	7/16	10,286.19	7/16	10,439.45	7/16	10,593.93	7/16	10,749.65	7/16	10,906.60
1/2	10,138.89	1/2	10,290.96	1/2	10,444.26	1/2	10,598.78	1/2	10,754.53	1/2	10,911.52
9/16	10,143.63	9/16	10,295.74	9/16	10,449.07	9/16	10,603.63	9/16	10,759.42	9/16	10,916.45
5/8	10,148.36	5/8	10,300.51	5/8	10,453.88	5/8	10,608.47	5/8	10,764.30	5/8	10,921.37
11/16	10,153.09	11/16	10,305.28	11/16	10,458.69	11/16	10,613.32	11/16	10,769.19	11/16	10,926.30
3/4	10,157.83	3/4	10,310.05	3/4	10,463.49	3/4	10,618.17	3/4	10,774.08	3/4	10,931.23
13/16	10,162.56	13/16	10,314.82	13/16	10,468.30	13/16	10,623.02	13/16	10,778.96	13/16	10,936.15
7/8	10,167.29	7/8	10,319.59	7/8	10,473.11	7/8	10,627.87	7/8	10,783.85	7/8	10,941.08
15/16	10,172.03	15/16	10,324.36	15/16	10,477.92	15/16	10,632.71	15/16	10,788.74	15/16	10,946.00
3	10,176.76	5	10,329.13	7	10,482.73	9	10,637.56	11	10,793.62	1	10,950.93
1/16	10,181.51	1/16	10,333.92	1/16	10,487.56	1/16	10,642.43	1/16	10,798.53	1/16	10,955.87
1/8	10,186.26	1/8	10,338.71	1/8	10,492.39	1/8	10,647.30	1/8	10,803.44	1/8	10,960.82
3/16	10,191.02	3/16	10,343.50	3/16	10,497.22	3/16	10,652.16	3/16	10,808.34	3/16	10,965.76
1/4	10,195.77	1/4	10,348.30	1/4	10,502.05	1/4	10,657.03	1/4	10,813.25	1/4	10,970.71
5/16	10,200.52	5/16	10,353.09	5/16	10,506.88	5/16	10,661.90	5/16	10,818.15	5/16	10,975.65
3/8	10,205.27	3/8	10,357.88	3/8	10,511.71	3/8	10,666.77	3/8	10,823.06	3/8	10,980.60
7/16	10,210.02	7/16	10,362.67	7/16	10,516.53	7/16	10,671.63	7/16	10,827.97	7/16	10,985.54
1/2	10,214.78	1/2	10,367.46	1/2	10,521.36	1/2	10,676.50	1/2	10,832.87	1/2	10,990.49
9/16	10,219.53	9/16	10,372.25	9/16	10,526.19	9/16	10,681.37	9/16	10,837.78	9/16	10,995.43
5/8	10,224.28	5/8	10,377.04	5/8	10,531.02	5/8	10,686.23	5/8	10,842.68	5/8	11,000.38
11/16	10,229.03	11/16	10,381.83	11/16	10,535.85	11/16	10,691.10	11/16	10,847.59	11/16	11,005.32
3/4	10,233.79	3/4	10,386.62	3/4	10,540.68	3/4	10,695.97	3/4	10,852.50	3/4	11,010.27
13/16	10,238.54	13/16	10,391.41	13/16	10,545.51	13/16	10,700.84	13/16	10,857.40	13/16	11,015.21
7/8	10,243.29	7/8	10,396.20	7/8	10,550.34	7/8	10,705.70	7/8	10,862.31	7/8	11,020.15
15/16	10,248.04	15/16	10,400.99	15/16	10,555.16	15/16	10,710.57	15/16	10,867.21	15/16	11,025.10

This chart is Certified for Tank: 15 only. No changes are permissible without the written consent of GAUGE POINT CALIBRATION.

For calibration specification information, see certificate on page 1.

Tank No: 15
GAUGE POINT CALIBRATION
1-800-205-TANK

Red Hill, Pearl Harbor, Hawaii

Issue Date: 11/1/2005

Capacities given in barrels of 42 U.S. gallons.

Gauge Height: 257'-00 5/8"

in/in	21 FT	in/in	21 FT	in/in	21 FT	in/in	21 FT	in/in	21 FT	in/in	22 FT
2	11,030.04	4	11,189.21	6	11,349.64	8	11,511.31	10	11,674.19	0	11,838.40
1/16	11,035.01	1/16	11,194.22	1/16	11,354.68	1/16	11,516.40	1/16	11,679.31	1/16	11,843.56
1/8	11,039.97	1/8	11,199.22	1/8	11,359.72	1/8	11,521.48	1/8	11,684.43	1/8	11,848.72
3/16	11,044.94	3/16	11,204.22	3/16	11,364.76	3/16	11,526.56	3/16	11,689.56	3/16	11,853.88
1/4	11,049.90	1/4	11,209.23	1/4	11,369.81	1/4	11,531.64	1/4	11,694.68	1/4	11,859.04
5/16	11,054.87	5/16	11,214.23	5/16	11,374.85	5/16	11,536.72	5/16	11,699.80	5/16	11,864.20
3/8	11,059.83	3/8	11,219.24	3/8	11,379.89	3/8	11,541.81	3/8	11,704.92	3/8	11,869.36
7/16	11,064.79	7/16	11,224.24	7/16	11,384.93	7/16	11,546.89	7/16	11,710.04	7/16	11,874.53
1/2	11,069.76	1/2	11,229.24	1/2	11,389.98	1/2	11,551.97	1/2	11,715.16	1/2	11,879.69
9/16	11,074.72	9/16	11,234.25	9/16	11,395.02	9/16	11,557.05	9/16	11,720.28	9/16	11,884.85
5/8	11,079.69	5/8	11,239.25	5/8	11,400.06	5/8	11,562.13	5/8	11,725.41	5/8	11,890.01
11/16	11,084.65	11/16	11,244.25	11/16	11,405.11	11/16	11,567.22	11/16	11,730.53	11/16	11,895.17
3/4	11,089.62	3/4	11,249.26	3/4	11,410.15	3/4	11,572.30	3/4	11,735.65	3/4	11,900.33
13/16	11,094.58	13/16	11,254.26	13/16	11,415.19	13/16	11,577.38	13/16	11,740.77	13/16	11,905.49
7/8	11,099.54	7/8	11,259.26	7/8	11,420.23	7/8	11,582.46	7/8	11,745.89	7/8	11,910.65
15/16	11,104.51	15/16	11,264.27	15/16	11,425.28	15/16	11,587.54	15/16	11,751.01	15/16	11,915.81
3	11,109.47	5	11,269.27	7	11,430.32	9	11,592.63	11	11,756.14	1	11,920.98
1/16	11,114.46	1/16	11,274.29	1/16	11,435.38	1/16	11,597.72	1/16	11,761.28	1/16	11,926.16
1/8	11,119.44	1/8	11,279.31	1/8	11,440.44	1/8	11,602.82	1/8	11,766.42	1/8	11,931.34
3/16	11,124.43	3/16	11,284.34	3/16	11,445.51	3/16	11,607.92	3/16	11,771.56	3/16	11,936.52
1/4	11,129.41	1/4	11,289.36	1/4	11,450.57	1/4	11,613.02	1/4	11,776.70	1/4	11,941.70
5/16	11,134.39	5/16	11,294.38	5/16	11,455.63	5/16	11,618.12	5/16	11,781.84	5/16	11,946.88
3/8	11,139.38	3/8	11,299.41	3/8	11,460.69	3/8	11,623.21	3/8	11,786.98	3/8	11,952.06
7/16	11,144.36	7/16	11,304.43	7/16	11,465.75	7/16	11,628.31	7/16	11,792.12	7/16	11,957.24
1/2	11,149.34	1/2	11,309.45	1/2	11,470.82	1/2	11,633.41	1/2	11,797.27	1/2	11,962.43
9/16	11,154.33	9/16	11,314.48	9/16	11,475.88	9/16	11,638.51	9/16	11,802.41	9/16	11,967.61
5/8	11,159.31	5/8	11,319.50	5/8	11,480.94	5/8	11,643.60	5/8	11,807.55	5/8	11,972.79
11/16	11,164.30	11/16	11,324.52	11/16	11,486.00	11/16	11,648.70	11/16	11,812.69	11/16	11,977.97
3/4	11,169.28	3/4	11,329.54	3/4	11,491.07	3/4	11,653.80	3/4	11,817.83	3/4	11,983.15
13/16	11,174.26	13/16	11,334.57	13/16	11,496.13	13/16	11,658.90	13/16	11,822.97	13/16	11,988.33
7/8	11,179.25	7/8	11,339.59	7/8	11,501.19	7/8	11,664.00	7/8	11,828.11	7/8	11,993.51
15/16	11,184.23	15/16	11,344.61	15/16	11,506.25	15/16	11,669.09	15/16	11,833.26	15/16	11,998.69

This chart is Certified for Tank: 15 only. No changes are permissible without the written consent of GAUGE POINT CALIBRATION.

For calibration specification information, see certificate on page 1.

Tank No: 15
GAUGE POINT CALIBRATION
1-800-205-TANK

Red Hill, Pearl Harbor, Hawaii

Issue Date: 11/1/2005

Capacities given in barrels of 42 U.S. gallons.

Gauge Height: 257'-00 5/8"

in/in	22 FT	in/in	22 FT	in/in	22 FT	in/in	22 FT	in/in	22 FT	in/in	23 FT
2	12,003.87	4	12,170.63	6	12,338.70	8	12,507.42	10	12,676.62	0	12,846.31
1/16	12,009.07	1/16	12,175.87	1/16	12,343.96	1/16	12,512.70	1/16	12,681.92	1/16	12,851.62
1/8	12,014.28	1/8	12,181.11	1/8	12,349.23	1/8	12,517.99	1/8	12,687.22	1/8	12,856.94
3/16	12,019.48	3/16	12,186.36	3/16	12,354.50	3/16	12,523.27	3/16	12,692.52	3/16	12,862.25
1/4	12,024.68	1/4	12,191.60	1/4	12,359.77	1/4	12,528.55	1/4	12,697.82	1/4	12,867.57
5/16	12,029.88	5/16	12,196.84	5/16	12,365.04	5/16	12,533.84	5/16	12,703.12	5/16	12,872.88
3/8	12,035.08	3/8	12,202.09	3/8	12,370.31	3/8	12,539.12	3/8	12,708.42	3/8	12,878.19
7/16	12,040.28	7/16	12,207.33	7/16	12,375.58	7/16	12,544.41	7/16	12,713.72	7/16	12,883.51
1/2	12,045.48	1/2	12,212.57	1/2	12,380.85	1/2	12,549.69	1/2	12,719.01	1/2	12,888.82
9/16	12,050.68	9/16	12,217.81	9/16	12,386.12	9/16	12,554.97	9/16	12,724.31	9/16	12,894.14
5/8	12,055.88	5/8	12,223.06	5/8	12,391.38	5/8	12,560.26	5/8	12,729.61	5/8	12,899.45
11/16	12,061.09	11/16	12,228.30	11/16	12,396.65	11/16	12,565.54	11/16	12,734.91	11/16	12,904.76
3/4	12,066.29	3/4	12,233.54	3/4	12,401.92	3/4	12,570.82	3/4	12,740.21	3/4	12,910.08
13/16	12,071.49	13/16	12,238.79	13/16	12,407.19	13/16	12,576.11	13/16	12,745.51	13/16	12,915.39
7/8	12,076.69	7/8	12,244.03	7/8	12,412.46	7/8	12,581.39	7/8	12,750.81	7/8	12,920.71
15/16	12,081.89	15/16	12,249.27	15/16	12,417.73	15/16	12,586.68	15/16	12,756.11	15/16	12,926.02
3	12,087.09	5	12,254.52	7	12,423.00	9	12,591.96	11	12,761.41	1	12,931.33
1/16	12,092.31	1/16	12,259.78	1/16	12,428.27	1/16	12,597.25	1/16	12,766.71	1/16	12,936.66
1/8	12,097.53	1/8	12,265.04	1/8	12,433.55	1/8	12,602.54	1/8	12,772.02	1/8	12,941.98
3/16	12,102.75	3/16	12,270.30	3/16	12,438.83	3/16	12,607.83	3/16	12,777.33	3/16	12,947.30
1/4	12,107.97	1/4	12,275.56	1/4	12,444.10	1/4	12,613.13	1/4	12,782.63	1/4	12,952.62
5/16	12,113.20	5/16	12,280.82	5/16	12,449.38	5/16	12,618.42	5/16	12,787.94	5/16	12,957.94
3/8	12,118.42	3/8	12,286.08	3/8	12,454.66	3/8	12,623.71	3/8	12,793.24	3/8	12,963.26
7/16	12,123.64	7/16	12,291.34	7/16	12,459.93	7/16	12,629.00	7/16	12,798.55	7/16	12,968.59
1/2	12,128.86	1/2	12,296.61	1/2	12,465.21	1/2	12,634.29	1/2	12,803.86	1/2	12,973.91
9/16	12,134.08	9/16	12,301.87	9/16	12,470.48	9/16	12,639.58	9/16	12,809.16	9/16	12,979.23
5/8	12,139.30	5/8	12,307.13	5/8	12,475.76	5/8	12,644.87	5/8	12,814.47	5/8	12,984.55
11/16	12,144.52	11/16	12,312.39	11/16	12,481.04	11/16	12,650.17	11/16	12,819.78	11/16	12,989.87
3/4	12,149.74	3/4	12,317.65	3/4	12,486.31	3/4	12,655.46	3/4	12,825.08	3/4	12,995.19
13/16	12,154.96	13/16	12,322.91	13/16	12,491.59	13/16	12,660.75	13/16	12,830.39	13/16	13,000.51
7/8	12,160.18	7/8	12,328.17	7/8	12,496.87	7/8	12,666.04	7/8	12,835.70	7/8	13,005.84
15/16	12,165.41	15/16	12,333.43	15/16	12,502.14	15/16	12,671.33	15/16	12,841.00	15/16	13,011.16

This chart is Certified for Tank: 15 only. No changes are permissible without the written consent of GAUGE POINT CALIBRATION.

For calibration specification information, see certificate on page 1.

Tank No: 15
GAUGE POINT CALIBRATION
1-800-205-TANK

Red Hill, Pearl Harbor, Hawaii

Issue Date: 11/1/2005

Capacities given in barrels of 42 U.S. gallons.

Gauge Height: 257'-00 5/8"

in/in	23 FT	in/in	23 FT	in/in	23 FT	in/in	23 FT	in/in	23 FT	in/in	24 FT
2	13,016.48	4	13,187.13	6	13,358.27	8	13,529.90	10	13,702.01	0	13,874.60
1/16	13,021.81	1/16	13,192.48	1/16	13,363.63	1/16	13,535.27	1/16	13,707.40	1/16	13,880.01
1/8	13,027.14	1/8	13,197.82	1/8	13,368.99	1/8	13,540.65	1/8	13,712.79	1/8	13,885.41
3/16	13,032.47	3/16	13,203.17	3/16	13,374.35	3/16	13,546.02	3/16	13,718.18	3/16	13,890.82
1/4	13,037.80	1/4	13,208.51	1/4	13,379.71	1/4	13,551.39	1/4	13,723.57	1/4	13,896.22
5/16	13,043.13	5/16	13,213.86	5/16	13,385.07	5/16	13,556.77	5/16	13,728.96	5/16	13,901.63
3/8	13,048.45	3/8	13,219.20	3/8	13,390.43	3/8	13,562.14	3/8	13,734.35	3/8	13,907.03
7/16	13,053.78	7/16	13,224.54	7/16	13,395.79	7/16	13,567.52	7/16	13,739.73	7/16	13,912.44
1/2	13,059.11	1/2	13,229.89	1/2	13,401.15	1/2	13,572.89	1/2	13,745.12	1/2	13,917.84
9/16	13,064.44	9/16	13,235.23	9/16	13,406.51	9/16	13,578.27	9/16	13,750.51	9/16	13,923.25
5/8	13,069.77	5/8	13,240.58	5/8	13,411.87	5/8	13,583.64	5/8	13,755.90	5/8	13,928.65
11/16	13,075.10	11/16	13,245.92	11/16	13,417.23	11/16	13,589.02	11/16	13,761.29	11/16	13,934.06
3/4	13,080.43	3/4	13,251.27	3/4	13,422.59	3/4	13,594.39	3/4	13,766.68	3/4	13,939.46
13/16	13,085.76	13/16	13,256.61	13/16	13,427.95	13/16	13,599.77	13/16	13,772.07	13/16	13,944.87
7/8	13,091.09	7/8	13,261.95	7/8	13,433.30	7/8	13,605.14	7/8	13,777.46	7/8	13,950.27
15/16	13,096.42	15/16	13,267.30	15/16	13,438.66	15/16	13,610.52	15/16	13,782.85	15/16	13,955.68
3	13,101.75	5	13,272.64	7	13,444.02	9	13,615.89	11	13,788.24	1	13,961.08
1/16	13,107.08	1/16	13,277.99	1/16	13,449.39	1/16	13,621.27	1/16	13,793.64	1/16	13,966.50
1/8	13,112.42	1/8	13,283.35	1/8	13,454.76	1/8	13,626.65	1/8	13,799.04	1/8	13,971.91
3/16	13,117.76	3/16	13,288.70	3/16	13,460.12	3/16	13,632.04	3/16	13,804.44	3/16	13,977.32
1/4	13,123.09	1/4	13,294.05	1/4	13,465.49	1/4	13,637.42	1/4	13,809.83	1/4	13,982.73
5/16	13,128.43	5/16	13,299.40	5/16	13,470.86	5/16	13,642.80	5/16	13,815.23	5/16	13,988.15
3/8	13,133.77	3/8	13,304.75	3/8	13,476.23	3/8	13,648.18	3/8	13,820.63	3/8	13,993.56
7/16	13,139.10	7/16	13,310.11	7/16	13,481.59	7/16	13,653.57	7/16	13,826.03	7/16	13,998.97
1/2	13,144.44	1/2	13,315.46	1/2	13,486.96	1/2	13,658.95	1/2	13,831.42	1/2	14,004.39
9/16	13,149.78	9/16	13,320.81	9/16	13,492.33	9/16	13,664.33	9/16	13,836.82	9/16	14,009.80
5/8	13,155.11	5/8	13,326.16	5/8	13,497.69	5/8	13,669.71	5/8	13,842.22	5/8	14,015.21
11/16	13,160.45	11/16	13,331.51	11/16	13,503.06	11/16	13,675.09	11/16	13,847.62	11/16	14,020.62
3/4	13,165.79	3/4	13,336.86	3/4	13,508.43	3/4	13,680.48	3/4	13,853.01	3/4	14,026.04
13/16	13,171.12	13/16	13,342.22	13/16	13,513.80	13/16	13,685.86	13/16	13,858.41	13/16	14,031.45
7/8	13,176.46	7/8	13,347.57	7/8	13,519.16	7/8	13,691.24	7/8	13,863.81	7/8	14,036.86
15/16	13,181.80	15/16	13,352.92	15/16	13,524.53	15/16	13,696.62	15/16	13,869.21	15/16	14,042.27

This chart is Certified for Tank: 15 only. No changes are permissible without the written consent of GAUGE POINT CALIBRATION.

For calibration specification information, see certificate on page 1.

Tank No: 15
GAUGE POINT CALIBRATION
1-800-205-TANK

Red Hill, Pearl Harbor, Hawaii

Issue Date: 11/1/2005

Capacities given in barrels of 42 U.S. gallons.

Gauge Height: 257'-00 5/8"

in/in	24 FT	in/in	24 FT	in/in	24 FT	in/in	24 FT	in/in	24 FT	in/in	25 FT
2	14,047.69	4	14,221.26	6	14,395.32	8	14,569.87	10	14,744.91	0	14,920.44
1/16	14,053.11	1/16	14,226.69	1/16	14,400.77	1/16	14,575.34	1/16	14,750.39	1/16	14,925.94
1/8	14,058.53	1/8	14,232.13	1/8	14,406.22	1/8	14,580.80	1/8	14,755.87	1/8	14,931.43
3/16	14,063.95	3/16	14,237.57	3/16	14,411.67	3/16	14,586.27	3/16	14,761.35	3/16	14,936.93
1/4	14,069.37	1/4	14,243.00	1/4	14,417.12	1/4	14,591.73	1/4	14,766.84	1/4	14,942.43
5/16	14,074.79	5/16	14,248.44	5/16	14,422.57	5/16	14,597.20	5/16	14,772.32	5/16	14,947.93
3/8	14,080.21	3/8	14,253.87	3/8	14,428.02	3/8	14,602.67	3/8	14,777.80	3/8	14,953.42
7/16	14,085.63	7/16	14,259.31	7/16	14,433.48	7/16	14,608.13	7/16	14,783.28	7/16	14,958.92
1/2	14,091.05	1/2	14,264.74	1/2	14,438.93	1/2	14,613.60	1/2	14,788.76	1/2	14,964.42
9/16	14,096.47	9/16	14,270.18	9/16	14,444.38	9/16	14,619.07	9/16	14,794.24	9/16	14,969.91
5/8	14,101.89	5/8	14,275.61	5/8	14,449.83	5/8	14,624.53	5/8	14,799.72	5/8	14,975.41
11/16	14,107.31	11/16	14,281.05	11/16	14,455.28	11/16	14,630.00	11/16	14,805.21	11/16	14,980.91
3/4	14,112.73	3/4	14,286.49	3/4	14,460.73	3/4	14,635.46	3/4	14,810.69	3/4	14,986.40
13/16	14,118.15	13/16	14,291.92	13/16	14,466.18	13/16	14,640.93	13/16	14,816.17	13/16	14,991.90
7/8	14,123.57	7/8	14,297.36	7/8	14,471.63	7/8	14,646.40	7/8	14,821.65	7/8	14,997.40
15/16	14,128.99	15/16	14,302.79	15/16	14,477.08	15/16	14,651.86	15/16	14,827.13	15/16	15,002.89
3	14,134.41	5	14,308.23	7	14,482.53	9	14,657.33	11	14,832.61	1	15,008.39
1/16	14,139.84	1/16	14,313.67	1/16	14,487.99	1/16	14,662.80	1/16	14,838.10	1/16	15,013.90
1/8	14,145.27	1/8	14,319.11	1/8	14,493.45	1/8	14,668.28	1/8	14,843.59	1/8	15,019.40
3/16	14,150.70	3/16	14,324.56	3/16	14,498.91	3/16	14,673.75	3/16	14,849.08	3/16	15,024.90
1/4	14,156.12	1/4	14,330.00	1/4	14,504.37	1/4	14,679.22	1/4	14,854.57	1/4	15,030.41
5/16	14,161.55	5/16	14,335.44	5/16	14,509.83	5/16	14,684.70	5/16	14,860.06	5/16	15,035.91
3/8	14,166.98	3/8	14,340.89	3/8	14,515.28	3/8	14,690.17	3/8	14,865.55	3/8	15,041.42
7/16	14,172.41	7/16	14,346.33	7/16	14,520.74	7/16	14,695.65	7/16	14,871.04	7/16	15,046.92
1/2	14,177.84	1/2	14,351.77	1/2	14,526.20	1/2	14,701.12	1/2	14,876.53	1/2	15,052.43
9/16	14,183.26	9/16	14,357.22	9/16	14,531.66	9/16	14,706.59	9/16	14,882.02	9/16	15,057.93
5/8	14,188.69	5/8	14,362.66	5/8	14,537.12	5/8	14,712.07	5/8	14,887.51	5/8	15,063.44
11/16	14,194.12	11/16	14,368.10	11/16	14,542.58	11/16	14,717.54	11/16	14,892.99	11/16	15,068.94
3/4	14,199.55	3/4	14,373.55	3/4	14,548.04	3/4	14,723.01	3/4	14,898.48	3/4	15,074.45
13/16	14,204.97	13/16	14,378.99	13/16	14,553.49	13/16	14,728.49	13/16	14,903.97	13/16	15,079.95
7/8	14,210.40	7/8	14,384.43	7/8	14,558.95	7/8	14,733.96	7/8	14,909.46	7/8	15,085.45
15/16	14,215.83	15/16	14,389.88	15/16	14,564.41	15/16	14,739.44	15/16	14,914.95	15/16	15,090.96

This chart is Certified for Tank: 15 only. No changes are permissible without the written consent of GAUGE POINT CALIBRATION.

For calibration specification information, see certificate on page 1.

Tank No: 15
GAUGE POINT CALIBRATION
1-800-205-TANK

Red Hill, Pearl Harbor, Hawaii

Issue Date: 11/1/2005

Capacities given in barrels of 42 U.S. gallons.

Gauge Height: 257'-00 5/8"

in/in	25 FT	in/in	25 FT	in/in	25 FT	in/in	25 FT	in/in	25 FT	in/in	26 FT
2	15,096.46	4	15,272.98	6	15,449.99	8	15,627.49	10	15,805.48	0	15,983.97
1/16	15,101.98	1/16	15,278.51	1/16	15,455.53	1/16	15,633.05	1/16	15,811.06	1/16	15,989.56
1/8	15,107.49	1/8	15,284.03	1/8	15,461.07	1/8	15,638.60	1/8	15,816.63	1/8	15,995.15
3/16	15,113.00	3/16	15,289.56	3/16	15,466.61	3/16	15,644.16	3/16	15,822.20	3/16	16,000.74
1/4	15,118.51	1/4	15,295.09	1/4	15,472.16	1/4	15,649.72	1/4	15,827.78	1/4	16,006.33
5/16	15,124.02	5/16	15,300.62	5/16	15,477.70	5/16	15,655.28	5/16	15,833.35	5/16	16,011.92
3/8	15,129.54	3/8	15,306.14	3/8	15,483.24	3/8	15,660.84	3/8	15,838.93	3/8	16,017.51
7/16	15,135.05	7/16	15,311.67	7/16	15,488.79	7/16	15,666.40	7/16	15,844.50	7/16	16,023.10
1/2	15,140.56	1/2	15,317.20	1/2	15,494.33	1/2	15,671.95	1/2	15,850.07	1/2	16,028.69
9/16	15,146.07	9/16	15,322.73	9/16	15,499.87	9/16	15,677.51	9/16	15,855.65	9/16	16,034.28
5/8	15,151.59	5/8	15,328.25	5/8	15,505.42	5/8	15,683.07	5/8	15,861.22	5/8	16,039.87
11/16	15,157.10	11/16	15,333.78	11/16	15,510.96	11/16	15,688.63	11/16	15,866.80	11/16	16,045.46
3/4	15,162.61	3/4	15,339.31	3/4	15,516.50	3/4	15,694.19	3/4	15,872.37	3/4	16,051.05
13/16	15,168.12	13/16	15,344.84	13/16	15,522.05	13/16	15,699.75	13/16	15,877.94	13/16	16,056.63
7/8	15,173.63	7/8	15,350.36	7/8	15,527.59	7/8	15,705.31	7/8	15,883.52	7/8	16,062.22
15/16	15,179.15	15/16	15,355.89	15/16	15,533.13	15/16	15,710.86	15/16	15,889.09	15/16	16,067.81
3	15,184.66	5	15,361.42	7	15,538.67	9	15,716.42	11	15,894.67	1	16,073.40
1/16	15,190.18	1/16	15,366.96	1/16	15,544.23	1/16	15,721.99	1/16	15,900.25	1/16	16,079.00
1/8	15,195.70	1/8	15,372.49	1/8	15,549.78	1/8	15,727.55	1/8	15,905.83	1/8	16,084.60
3/16	15,201.22	3/16	15,378.03	3/16	15,555.33	3/16	15,733.12	3/16	15,911.41	3/16	16,090.19
1/4	15,206.74	1/4	15,383.56	1/4	15,560.88	1/4	15,738.69	1/4	15,916.99	1/4	16,095.79
5/16	15,212.26	5/16	15,389.10	5/16	15,566.43	5/16	15,744.25	5/16	15,922.57	5/16	16,101.39
3/8	15,217.78	3/8	15,394.63	3/8	15,571.98	3/8	15,749.82	3/8	15,928.16	3/8	16,106.99
7/16	15,223.30	7/16	15,400.17	7/16	15,577.53	7/16	15,755.39	7/16	15,933.74	7/16	16,112.58
1/2	15,228.82	1/2	15,405.70	1/2	15,583.08	1/2	15,760.95	1/2	15,939.32	1/2	16,118.18
9/16	15,234.34	9/16	15,411.24	9/16	15,588.63	9/16	15,766.52	9/16	15,944.90	9/16	16,123.78
5/8	15,239.86	5/8	15,416.77	5/8	15,594.18	5/8	15,772.08	5/8	15,950.48	5/8	16,129.38
11/16	15,245.38	11/16	15,422.31	11/16	15,599.73	11/16	15,777.65	11/16	15,956.06	11/16	16,134.97
3/4	15,250.90	3/4	15,427.84	3/4	15,605.28	3/4	15,783.22	3/4	15,961.65	3/4	16,140.57
13/16	15,256.42	13/16	15,433.38	13/16	15,610.83	13/16	15,788.78	13/16	15,967.23	13/16	16,146.17
7/8	15,261.94	7/8	15,438.91	7/8	15,616.39	7/8	15,794.35	7/8	15,972.81	7/8	16,151.76
15/16	15,267.46	15/16	15,444.45	15/16	15,621.94	15/16	15,799.92	15/16	15,978.39	15/16	16,157.36

This chart is Certified for Tank: 15 only. No changes are permissible without the written consent of GAUGE POINT CALIBRATION.

For calibration specification information, see certificate on page 1.

Tank No: 15
GAUGE POINT CALIBRATION
1-800-205-TANK

Red Hill, Pearl Harbor, Hawaii

Issue Date: 11/1/2005

Capacities given in barrels of 42 U.S. gallons.

Gauge Height: 257'-00 5/8"

in/in	26 FT	in/in	26 FT	in/in	26 FT	in/in	26 FT	in/in	26 FT	in/in	27 FT
2	16,162.96	4	16,342.44	6	16,522.42	8	16,702.90	10	16,883.87	0	17,065.35
1/16	16,168.56	1/16	16,348.06	1/16	16,528.06	1/16	16,708.55	1/16	16,889.54	1/16	17,071.03
1/8	16,174.17	1/8	16,353.68	1/8	16,533.69	1/8	16,714.20	1/8	16,895.21	1/8	17,076.71
3/16	16,179.77	3/16	16,359.30	3/16	16,539.33	3/16	16,719.85	3/16	16,900.87	3/16	17,082.39
1/4	16,185.38	1/4	16,364.92	1/4	16,544.96	1/4	16,725.50	1/4	16,906.54	1/4	17,088.08
5/16	16,190.98	5/16	16,370.54	5/16	16,550.60	5/16	16,731.15	5/16	16,912.21	5/16	17,093.76
3/8	16,196.59	3/8	16,376.16	3/8	16,556.24	3/8	16,736.81	3/8	16,917.87	3/8	17,099.44
7/16	16,202.19	7/16	16,381.78	7/16	16,561.87	7/16	16,742.46	7/16	16,923.54	7/16	17,105.13
1/2	16,207.80	1/2	16,387.40	1/2	16,567.51	1/2	16,748.11	1/2	16,929.21	1/2	17,110.81
9/16	16,213.40	9/16	16,393.02	9/16	16,573.14	9/16	16,753.76	9/16	16,934.88	9/16	17,116.49
5/8	16,219.01	5/8	16,398.65	5/8	16,578.78	5/8	16,759.41	5/8	16,940.54	5/8	17,122.17
11/16	16,224.61	11/16	16,404.27	11/16	16,584.42	11/16	16,765.06	11/16	16,946.21	11/16	17,127.86
3/4	16,230.22	3/4	16,409.89	3/4	16,590.05	3/4	16,770.72	3/4	16,951.88	3/4	17,133.54
13/16	16,235.82	13/16	16,415.51	13/16	16,595.69	13/16	16,776.37	13/16	16,957.54	13/16	17,139.22
7/8	16,241.43	7/8	16,421.13	7/8	16,601.32	7/8	16,782.02	7/8	16,963.21	7/8	17,144.90
15/16	16,247.03	15/16	16,426.75	15/16	16,606.96	15/16	16,787.67	15/16	16,968.88	15/16	17,150.59
3	16,252.64	5	16,432.37	7	16,612.60	9	16,793.32	11	16,974.55	1	17,156.27
1/16	16,258.25	1/16	16,438.00	1/16	16,618.24	1/16	16,798.98	1/16	16,980.22	1/16	17,161.96
1/8	16,263.86	1/8	16,443.62	1/8	16,623.88	1/8	16,804.64	1/8	16,985.90	1/8	17,167.65
3/16	16,269.48	3/16	16,449.25	3/16	16,629.53	3/16	16,810.30	3/16	16,991.57	3/16	17,173.34
1/4	16,275.09	1/4	16,454.88	1/4	16,635.17	1/4	16,815.96	1/4	16,997.25	1/4	17,179.03
5/16	16,280.70	5/16	16,460.51	5/16	16,640.81	5/16	16,821.62	5/16	17,002.92	5/16	17,184.72
3/8	16,286.31	3/8	16,466.14	3/8	16,646.46	3/8	16,827.28	3/8	17,008.60	3/8	17,190.41
7/16	16,291.93	7/16	16,471.77	7/16	16,652.10	7/16	16,832.94	7/16	17,014.27	7/16	17,196.10
1/2	16,297.54	1/2	16,477.39	1/2	16,657.75	1/2	16,838.60	1/2	17,019.95	1/2	17,201.80
9/16	16,303.15	9/16	16,483.02	9/16	16,663.39	9/16	16,844.26	9/16	17,025.62	9/16	17,207.49
5/8	16,308.76	5/8	16,488.65	5/8	16,669.03	5/8	16,849.92	5/8	17,031.30	5/8	17,213.18
11/16	16,314.38	11/16	16,494.28	11/16	16,674.68	11/16	16,855.57	11/16	17,036.97	11/16	17,218.87
3/4	16,319.99	3/4	16,499.91	3/4	16,680.32	3/4	16,861.23	3/4	17,042.65	3/4	17,224.56
13/16	16,325.60	13/16	16,505.53	13/16	16,685.97	13/16	16,866.89	13/16	17,048.32	13/16	17,230.25
7/8	16,331.22	7/8	16,511.16	7/8	16,691.61	7/8	16,872.55	7/8	17,054.00	7/8	17,235.94
15/16	16,336.83	15/16	16,516.79	15/16	16,697.25	15/16	16,878.21	15/16	17,059.67	15/16	17,241.63

This chart is Certified for Tank: 15 only. No changes are permissible without the written consent of GAUGE POINT CALIBRATION.

For calibration specification information, see certificate on page 1.

Tank No: 15
GAUGE POINT CALIBRATION
1-800-205-TANK

Red Hill, Pearl Harbor, Hawaii

Issue Date: 11/1/2005

Capacities given in barrels of 42 U.S. gallons.

Gauge Height: 257'-00 5/8"

in/in	27 FT	in/in	27 FT	in/in	27 FT	in/in	27 FT	in/in	27 FT	in/in	28 FT
2	17,247.32	4	17,429.79	6	17,612.77	8	17,796.25	10	17,980.23	0	18,164.71
1/16	17,253.02	1/16	17,435.51	1/16	17,618.50	1/16	17,801.99	1/16	17,985.99	1/16	18,170.49
1/8	17,258.72	1/8	17,441.22	1/8	17,624.23	1/8	17,807.74	1/8	17,991.75	1/8	18,176.26
3/16	17,264.42	3/16	17,446.94	3/16	17,629.96	3/16	17,813.48	3/16	17,997.51	3/16	18,182.04
1/4	17,270.11	1/4	17,452.65	1/4	17,635.69	1/4	17,819.23	1/4	18,003.27	1/4	18,187.82
5/16	17,275.81	5/16	17,458.36	5/16	17,641.42	5/16	17,824.97	5/16	18,009.03	5/16	18,193.59
3/8	17,281.51	3/8	17,464.08	3/8	17,647.15	3/8	17,830.72	3/8	18,014.79	3/8	18,199.37
7/16	17,287.21	7/16	17,469.79	7/16	17,652.88	7/16	17,836.47	7/16	18,020.55	7/16	18,205.15
1/2	17,292.91	1/2	17,475.51	1/2	17,658.61	1/2	17,842.21	1/2	18,026.32	1/2	18,210.92
9/16	17,298.61	9/16	17,481.22	9/16	17,664.34	9/16	17,847.96	9/16	18,032.08	9/16	18,216.70
5/8	17,304.30	5/8	17,486.93	5/8	17,670.07	5/8	17,853.70	5/8	18,037.84	5/8	18,222.48
11/16	17,310.00	11/16	17,492.65	11/16	17,675.80	11/16	17,859.45	11/16	18,043.60	11/16	18,228.26
3/4	17,315.70	3/4	17,498.36	3/4	17,681.53	3/4	17,865.19	3/4	18,049.36	3/4	18,234.03
13/16	17,321.40	13/16	17,504.08	13/16	17,687.26	13/16	17,870.94	13/16	18,055.12	13/16	18,239.81
7/8	17,327.10	7/8	17,509.79	7/8	17,692.99	7/8	17,876.68	7/8	18,060.88	7/8	18,245.59
15/16	17,332.80	15/16	17,515.51	15/16	17,698.72	15/16	17,882.43	15/16	18,066.64	15/16	18,251.36
3	17,338.49	5	17,521.22	7	17,704.45	9	17,888.17	11	18,072.41	1	18,257.14
1/16	17,344.20	1/16	17,526.94	1/16	17,710.18	1/16	17,893.93	1/16	18,078.17	1/16	18,262.92
1/8	17,349.91	1/8	17,532.66	1/8	17,715.92	1/8	17,899.68	1/8	18,083.94	1/8	18,268.71
3/16	17,355.61	3/16	17,538.38	3/16	17,721.66	3/16	17,905.43	3/16	18,089.71	3/16	18,274.49
1/4	17,361.32	1/4	17,544.11	1/4	17,727.40	1/4	17,911.19	1/4	18,095.48	1/4	18,280.28
5/16	17,367.03	5/16	17,549.83	5/16	17,733.13	5/16	17,916.94	5/16	18,101.25	5/16	18,286.06
3/8	17,372.73	3/8	17,555.55	3/8	17,738.87	3/8	17,922.69	3/8	18,107.02	3/8	18,291.85
7/16	17,378.44	7/16	17,561.27	7/16	17,744.61	7/16	17,928.45	7/16	18,112.79	7/16	18,297.63
1/2	17,384.14	1/2	17,566.99	1/2	17,750.35	1/2	17,934.20	1/2	18,118.56	1/2	18,303.42
9/16	17,389.85	9/16	17,572.72	9/16	17,756.08	9/16	17,939.95	9/16	18,124.33	9/16	18,309.20
5/8	17,395.56	5/8	17,578.44	5/8	17,761.82	5/8	17,945.71	5/8	18,130.10	5/8	18,314.99
11/16	17,401.26	11/16	17,584.16	11/16	17,767.56	11/16	17,951.46	11/16	18,135.86	11/16	18,320.77
3/4	17,406.97	3/4	17,589.88	3/4	17,773.30	3/4	17,957.21	3/4	18,141.63	3/4	18,326.56
13/16	17,412.68	13/16	17,595.60	13/16	17,779.03	13/16	17,962.97	13/16	18,147.40	13/16	18,332.34
7/8	17,418.38	7/8	17,601.33	7/8	17,784.77	7/8	17,968.72	7/8	18,153.17	7/8	18,338.13
15/16	17,424.09	15/16	17,607.05	15/16	17,790.51	15/16	17,974.47	15/16	18,158.94	15/16	18,343.91

This chart is Certified for Tank: 15 only. No changes are permissible without the written consent of GAUGE POINT CALIBRATION.

For calibration specification information, see certificate on page 1.

Tank No: 15
GAUGE POINT CALIBRATION
1-800-205-TANK

Red Hill, Pearl Harbor, Hawaii

Issue Date: 11/1/2005

Capacities given in barrels of 42 U.S. gallons.

Gauge Height: 257'-00 5/8"

in/in	28 FT	in/in	28 FT	in/in	28 FT	in/in	28 FT	in/in	28 FT	in/in	29 FT
2	18,349.70	4	18,535.19	6	18,721.18	8	18,907.69	10	19,094.70	0	19,282.21
1/16	18,355.49	1/16	18,541.00	1/16	18,727.01	1/16	18,913.53	1/16	19,100.55	1/16	19,288.08
1/8	18,361.28	1/8	18,546.80	1/8	18,732.83	1/8	18,919.37	1/8	19,106.41	1/8	19,293.96
3/16	18,367.07	3/16	18,552.61	3/16	18,738.66	3/16	18,925.21	3/16	19,112.26	3/16	19,299.83
1/4	18,372.87	1/4	18,558.42	1/4	18,744.48	1/4	18,931.05	1/4	19,118.12	1/4	19,305.70
5/16	18,378.66	5/16	18,564.23	5/16	18,750.31	5/16	18,936.89	5/16	19,123.98	5/16	19,311.57
3/8	18,384.45	3/8	18,570.04	3/8	18,756.13	3/8	18,942.73	3/8	19,129.83	3/8	19,317.44
7/16	18,390.25	7/16	18,575.85	7/16	18,761.95	7/16	18,948.57	7/16	19,135.69	7/16	19,323.31
1/2	18,396.04	1/2	18,581.66	1/2	18,767.78	1/2	18,954.41	1/2	19,141.54	1/2	19,329.19
9/16	18,401.83	9/16	18,587.46	9/16	18,773.60	9/16	18,960.25	9/16	19,147.40	9/16	19,335.06
5/8	18,407.62	5/8	18,593.27	5/8	18,779.43	5/8	18,966.09	5/8	19,153.26	5/8	19,340.93
11/16	18,413.42	11/16	18,599.08	11/16	18,785.25	11/16	18,971.93	11/16	19,159.11	11/16	19,346.80
3/4	18,419.21	3/4	18,604.89	3/4	18,791.08	3/4	18,977.77	3/4	19,164.97	3/4	19,352.67
13/16	18,425.00	13/16	18,610.70	13/16	18,796.90	13/16	18,983.61	13/16	19,170.82	13/16	19,358.55
7/8	18,430.79	7/8	18,616.51	7/8	18,802.72	7/8	18,989.45	7/8	19,176.68	7/8	19,364.42
15/16	18,436.59	15/16	18,622.31	15/16	18,808.55	15/16	18,995.29	15/16	19,182.53	15/16	19,370.29
3	18,442.38	5	18,628.12	7	18,814.37	9	19,001.13	11	19,188.39	1	19,376.16
1/16	18,448.18	1/16	18,633.94	1/16	18,820.20	1/16	19,006.98	1/16	19,194.25	1/16	19,382.04
1/8	18,453.98	1/8	18,639.76	1/8	18,826.04	1/8	19,012.82	1/8	19,200.12	1/8	19,387.92
3/16	18,459.78	3/16	18,645.57	3/16	18,831.87	3/16	19,018.67	3/16	19,205.98	3/16	19,393.80
1/4	18,465.58	1/4	18,651.39	1/4	18,837.70	1/4	19,024.52	1/4	19,211.85	1/4	19,399.68
5/16	18,471.38	5/16	18,657.20	5/16	18,843.53	5/16	19,030.37	5/16	19,217.71	5/16	19,405.56
3/8	18,477.18	3/8	18,663.02	3/8	18,849.37	3/8	19,036.22	3/8	19,223.57	3/8	19,411.44
7/16	18,482.98	7/16	18,668.84	7/16	18,855.20	7/16	19,042.06	7/16	19,229.44	7/16	19,417.32
1/2	18,488.78	1/2	18,674.65	1/2	18,861.03	1/2	19,047.91	1/2	19,235.30	1/2	19,423.20
9/16	18,494.58	9/16	18,680.47	9/16	18,866.86	9/16	19,053.76	9/16	19,241.17	9/16	19,429.08
5/8	18,500.38	5/8	18,686.29	5/8	18,872.69	5/8	19,059.61	5/8	19,247.03	5/8	19,434.96
11/16	18,506.19	11/16	18,692.10	11/16	18,878.53	11/16	19,065.46	11/16	19,252.89	11/16	19,440.84
3/4	18,511.99	3/4	18,697.92	3/4	18,884.36	3/4	19,071.30	3/4	19,258.76	3/4	19,446.72
13/16	18,517.79	13/16	18,703.74	13/16	18,890.19	13/16	19,077.15	13/16	19,264.62	13/16	19,452.60
7/8	18,523.59	7/8	18,709.55	7/8	18,896.02	7/8	19,083.00	7/8	19,270.48	7/8	19,458.48
15/16	18,529.39	15/16	18,715.37	15/16	18,901.85	15/16	19,088.85	15/16	19,276.35	15/16	19,464.36

This chart is Certified for Tank: 15 only. No changes are permissible without the written consent of GAUGE POINT CALIBRATION.

For calibration specification information, see certificate on page 1.

Tank No: 15
GAUGE POINT CALIBRATION
1-800-205-TANK

Red Hill, Pearl Harbor, Hawaii

Issue Date: 11/1/2005

Capacities given in barrels of 42 U.S. gallons.

Gauge Height: 257'-00 5/8"

in/in	29 FT	in/in	29 FT	in/in	29 FT	in/in	29 FT	in/in	29 FT	in/in	30 FT
2	19,470.24	4	19,658.77	6	19,847.81	8	20,037.36	10	20,227.43	0	20,418.00
1/16	19,476.12	1/16	19,664.67	1/16	19,853.73	1/16	20,043.30	1/16	20,233.38	1/16	20,423.97
1/8	19,482.01	1/8	19,670.58	1/8	19,859.65	1/8	20,049.24	1/8	20,239.33	1/8	20,429.94
3/16	19,487.90	3/16	19,676.48	3/16	19,865.57	3/16	20,055.17	3/16	20,245.28	3/16	20,435.90
1/4	19,493.79	1/4	19,682.38	1/4	19,871.49	1/4	20,061.11	1/4	20,251.23	1/4	20,441.87
5/16	19,499.67	5/16	19,688.29	5/16	19,877.41	5/16	20,067.04	5/16	20,257.18	5/16	20,447.84
3/8	19,505.56	3/8	19,694.19	3/8	19,883.33	3/8	20,072.98	3/8	20,263.14	3/8	20,453.81
7/16	19,511.45	7/16	19,700.09	7/16	19,889.25	7/16	20,078.91	7/16	20,269.09	7/16	20,459.77
1/2	19,517.34	1/2	19,706.00	1/2	19,895.17	1/2	20,084.85	1/2	20,275.04	1/2	20,465.74
9/16	19,523.23	9/16	19,711.90	9/16	19,901.09	9/16	20,090.78	9/16	20,280.99	9/16	20,471.71
5/8	19,529.11	5/8	19,717.81	5/8	19,907.01	5/8	20,096.72	5/8	20,286.94	5/8	20,477.68
11/16	19,535.00	11/16	19,723.71	11/16	19,912.93	11/16	20,102.65	11/16	20,292.89	11/16	20,483.64
3/4	19,540.89	3/4	19,729.61	3/4	19,918.85	3/4	20,108.59	3/4	20,298.84	3/4	20,489.61
13/16	19,546.78	13/16	19,735.52	13/16	19,924.77	13/16	20,114.53	13/16	20,304.80	13/16	20,495.58
7/8	19,552.66	7/8	19,741.42	7/8	19,930.69	7/8	20,120.46	7/8	20,310.75	7/8	20,501.55
15/16	19,558.55	15/16	19,747.32	15/16	19,936.60	15/16	20,126.40	15/16	20,316.70	15/16	20,507.51
3	19,564.44	5	19,753.23	7	19,942.52	9	20,132.33	11	20,322.65	1	20,513.48
1/16	19,570.34	1/16	19,759.14	1/16	19,948.45	1/16	20,138.28	1/16	20,328.61	1/16	20,519.46
1/8	19,576.23	1/8	19,765.05	1/8	19,954.38	1/8	20,144.22	1/8	20,334.57	1/8	20,525.43
3/16	19,582.13	3/16	19,770.96	3/16	19,960.31	3/16	20,150.16	3/16	20,340.53	3/16	20,531.41
1/4	19,588.02	1/4	19,776.87	1/4	19,966.23	1/4	20,156.11	1/4	20,346.49	1/4	20,537.38
5/16	19,593.92	5/16	19,782.78	5/16	19,972.16	5/16	20,162.05	5/16	20,352.45	5/16	20,543.36
3/8	19,599.81	3/8	19,788.70	3/8	19,978.09	3/8	20,167.99	3/8	20,358.41	3/8	20,549.33
7/16	19,605.71	7/16	19,794.61	7/16	19,984.02	7/16	20,173.94	7/16	20,364.37	7/16	20,555.31
1/2	19,611.60	1/2	19,800.52	1/2	19,989.94	1/2	20,179.88	1/2	20,370.33	1/2	20,561.28
9/16	19,617.50	9/16	19,806.43	9/16	19,995.87	9/16	20,185.82	9/16	20,376.29	9/16	20,567.26
5/8	19,623.40	5/8	19,812.34	5/8	20,001.80	5/8	20,191.77	5/8	20,382.25	5/8	20,573.24
11/16	19,629.29	11/16	19,818.25	11/16	20,007.73	11/16	20,197.71	11/16	20,388.20	11/16	20,579.21
3/4	19,635.19	3/4	19,824.17	3/4	20,013.65	3/4	20,203.65	3/4	20,394.16	3/4	20,585.19
13/16	19,641.08	13/16	19,830.08	13/16	20,019.58	13/16	20,209.60	13/16	20,400.12	13/16	20,591.16
7/8	19,646.98	7/8	19,835.99	7/8	20,025.51	7/8	20,215.54	7/8	20,406.08	7/8	20,597.14
15/16	19,652.87	15/16	19,841.90	15/16	20,031.44	15/16	20,221.48	15/16	20,412.04	15/16	20,603.11

This chart is Certified for Tank: 15 only. No changes are permissible without the written consent of GAUGE POINT CALIBRATION.

For calibration specification information, see certificate on page 1.

Tank No: 15
GAUGE POINT CALIBRATION
1-800-205-TANK

Red Hill, Pearl Harbor, Hawaii

Issue Date: 11/1/2005

Capacities given in barrels of 42 U.S. gallons.

Gauge Height: 257'-00 5/8"

in/in	30 FT	in/in	30 FT	in/in	30 FT	in/in	30 FT	in/in	30 FT	in/in	31 FT
2	20,609.09	4	20,800.69	6	20,992.80	8	21,185.43	10	21,378.57	0	21,572.23
1/16	20,615.07	1/16	20,806.69	1/16	20,998.82	1/16	21,191.46	1/16	21,384.62	1/16	21,578.29
1/8	20,621.06	1/8	20,812.69	1/8	21,004.83	1/8	21,197.49	1/8	21,390.67	1/8	21,584.36
3/16	20,627.04	3/16	20,818.69	3/16	21,010.85	3/16	21,203.52	3/16	21,396.71	3/16	21,590.42
1/4	20,633.02	1/4	20,824.69	1/4	21,016.86	1/4	21,209.55	1/4	21,402.76	1/4	21,596.48
5/16	20,639.01	5/16	20,830.69	5/16	21,022.88	5/16	21,215.59	5/16	21,408.81	5/16	21,602.55
3/8	20,644.99	3/8	20,836.69	3/8	21,028.89	3/8	21,221.62	3/8	21,414.86	3/8	21,608.61
7/16	20,650.97	7/16	20,842.68	7/16	21,034.91	7/16	21,227.65	7/16	21,420.90	7/16	21,614.67
1/2	20,656.96	1/2	20,848.68	1/2	21,040.93	1/2	21,233.68	1/2	21,426.95	1/2	21,620.74
9/16	20,662.94	9/16	20,854.68	9/16	21,046.94	9/16	21,239.71	9/16	21,433.00	9/16	21,626.80
5/8	20,668.92	5/8	20,860.68	5/8	21,052.96	5/8	21,245.74	5/8	21,439.05	5/8	21,632.87
11/16	20,674.91	11/16	20,866.68	11/16	21,058.97	11/16	21,251.78	11/16	21,445.10	11/16	21,638.93
3/4	20,680.89	3/4	20,872.68	3/4	21,064.99	3/4	21,257.81	3/4	21,451.14	3/4	21,644.99
13/16	20,686.87	13/16	20,878.68	13/16	21,071.00	13/16	21,263.84	13/16	21,457.19	13/16	21,651.06
7/8	20,692.86	7/8	20,884.68	7/8	21,077.02	7/8	21,269.87	7/8	21,463.24	7/8	21,657.12
15/16	20,698.84	15/16	20,890.68	15/16	21,083.03	15/16	21,275.90	15/16	21,469.29	15/16	21,663.19
3	20,704.82	5	20,896.68	7	21,089.05	9	21,281.93	11	21,475.33	1	21,669.25
1/16	20,710.82	1/16	20,902.69	1/16	21,095.07	1/16	21,287.97	1/16	21,481.39	1/16	21,675.32
1/8	20,716.81	1/8	20,908.70	1/8	21,101.10	1/8	21,294.01	1/8	21,487.45	1/8	21,681.39
3/16	20,722.80	3/16	20,914.70	3/16	21,107.12	3/16	21,300.05	3/16	21,493.50	3/16	21,687.47
1/4	20,728.79	1/4	20,920.71	1/4	21,113.14	1/4	21,306.09	1/4	21,499.56	1/4	21,693.54
5/16	20,734.78	5/16	20,926.72	5/16	21,119.17	5/16	21,312.13	5/16	21,505.61	5/16	21,699.61
3/8	20,740.77	3/8	20,932.73	3/8	21,125.19	3/8	21,318.17	3/8	21,511.67	3/8	21,705.68
7/16	20,746.76	7/16	20,938.73	7/16	21,131.22	7/16	21,324.21	7/16	21,517.72	7/16	21,711.75
1/2	20,752.76	1/2	20,944.74	1/2	21,137.24	1/2	21,330.25	1/2	21,523.78	1/2	21,717.83
9/16	20,758.75	9/16	20,950.75	9/16	21,143.26	9/16	21,336.29	9/16	21,529.84	9/16	21,723.90
5/8	20,764.74	5/8	20,956.76	5/8	21,149.29	5/8	21,342.33	5/8	21,535.89	5/8	21,729.97
11/16	20,770.73	11/16	20,962.76	11/16	21,155.31	11/16	21,348.37	11/16	21,541.95	11/16	21,736.04
3/4	20,776.72	3/4	20,968.77	3/4	21,161.33	3/4	21,354.41	3/4	21,548.00	3/4	21,742.11
13/16	20,782.71	13/16	20,974.78	13/16	21,167.36	13/16	21,360.45	13/16	21,554.06	13/16	21,748.18
7/8	20,788.71	7/8	20,980.79	7/8	21,173.38	7/8	21,366.49	7/8	21,560.12	7/8	21,754.26
15/16	20,794.70	15/16	20,986.79	15/16	21,179.40	15/16	21,372.53	15/16	21,566.17	15/16	21,760.33

This chart is Certified for Tank: 15 only. No changes are permissible without the written consent of GAUGE POINT CALIBRATION.

For calibration specification information, see certificate on page 1.

Tank No: 15
GAUGE POINT CALIBRATION
1-800-205-TANK

Red Hill, Pearl Harbor, Hawaii

Issue Date: 11/1/2005

Capacities given in barrels of 42 U.S. gallons.

Gauge Height: 257'-00 5/8"

in/in	31 FT	in/in	31 FT	in/in	31 FT	in/in	31 FT	in/in	31 FT	in/in	32 FT
2	21,766.40	4	21,961.09	6	22,156.30	8	22,352.03	10	22,548.21	0	22,744.97
1/16	21,772.48	1/16	21,967.19	1/16	22,162.41	1/16	22,358.15	1/16	22,554.35	1/16	22,751.13
1/8	21,778.56	1/8	21,973.28	1/8	22,168.52	1/8	22,364.28	1/8	22,560.50	1/8	22,757.30
3/16	21,784.64	3/16	21,979.38	3/16	22,174.64	3/16	22,370.41	3/16	22,566.64	3/16	22,763.46
1/4	21,790.72	1/4	21,985.48	1/4	22,180.75	1/4	22,376.54	1/4	22,572.79	1/4	22,769.62
5/16	21,796.80	5/16	21,991.57	5/16	22,186.86	5/16	22,382.67	5/16	22,578.93	5/16	22,775.78
3/8	21,802.88	3/8	21,997.67	3/8	22,192.97	3/8	22,388.80	3/8	22,585.08	3/8	22,781.94
7/16	21,808.96	7/16	22,003.76	7/16	22,199.09	7/16	22,394.93	7/16	22,591.22	7/16	22,788.10
1/2	21,815.04	1/2	22,009.86	1/2	22,205.20	1/2	22,401.05	1/2	22,597.37	1/2	22,794.26
9/16	21,821.12	9/16	22,015.96	9/16	22,211.31	9/16	22,407.18	9/16	22,603.51	9/16	22,800.42
5/8	21,827.20	5/8	22,022.05	5/8	22,217.42	5/8	22,413.31	5/8	22,609.66	5/8	22,806.58
11/16	21,833.28	11/16	22,028.15	11/16	22,223.54	11/16	22,419.44	11/16	22,615.80	11/16	22,812.75
3/4	21,839.36	3/4	22,034.25	3/4	22,229.65	3/4	22,425.57	3/4	22,621.95	3/4	22,818.91
13/16	21,845.44	13/16	22,040.34	13/16	22,235.76	13/16	22,431.70	13/16	22,628.09	13/16	22,825.07
7/8	21,851.52	7/8	22,046.44	7/8	22,241.87	7/8	22,437.83	7/8	22,634.24	7/8	22,831.23
15/16	21,857.60	15/16	22,052.53	15/16	22,247.99	15/16	22,443.96	15/16	22,640.38	15/16	22,837.39
3	21,863.68	5	22,058.63	7	22,254.10	9	22,450.08	11	22,646.53	1	22,843.55
1/16	21,869.77	1/16	22,064.74	1/16	22,260.22	1/16	22,456.22	1/16	22,652.68	1/16	22,849.72
1/8	21,875.86	1/8	22,070.84	1/8	22,266.34	1/8	22,462.35	1/8	22,658.83	1/8	22,855.89
3/16	21,881.95	3/16	22,076.94	3/16	22,272.46	3/16	22,468.48	3/16	22,664.98	3/16	22,862.06
1/4	21,888.03	1/4	22,083.05	1/4	22,278.58	1/4	22,474.61	1/4	22,671.14	1/4	22,868.23
5/16	21,894.12	5/16	22,089.15	5/16	22,284.70	5/16	22,480.75	5/16	22,677.29	5/16	22,874.40
3/8	21,900.21	3/8	22,095.26	3/8	22,290.82	3/8	22,486.88	3/8	22,683.44	3/8	22,880.57
7/16	21,906.30	7/16	22,101.36	7/16	22,296.94	7/16	22,493.01	7/16	22,689.60	7/16	22,886.74
1/2	21,912.39	1/2	22,107.47	1/2	22,303.06	1/2	22,499.15	1/2	22,695.75	1/2	22,892.90
9/16	21,918.47	9/16	22,113.57	9/16	22,309.18	9/16	22,505.28	9/16	22,701.90	9/16	22,899.07
5/8	21,924.56	5/8	22,119.67	5/8	22,315.30	5/8	22,511.41	5/8	22,708.06	5/8	22,905.24
11/16	21,930.65	11/16	22,125.78	11/16	22,321.42	11/16	22,517.54	11/16	22,714.21	11/16	22,911.41
3/4	21,936.74	3/4	22,131.88	3/4	22,327.54	3/4	22,523.68	3/4	22,720.36	3/4	22,917.58
13/16	21,942.83	13/16	22,137.99	13/16	22,333.66	13/16	22,529.81	13/16	22,726.51	13/16	22,923.75
7/8	21,948.92	7/8	22,144.09	7/8	22,339.79	7/8	22,535.94	7/8	22,732.67	7/8	22,929.92
15/16	21,955.00	15/16	22,150.20	15/16	22,345.91	15/16	22,542.08	15/16	22,738.82	15/16	22,936.09

This chart is Certified for Tank: 15 only. No changes are permissible without the written consent of GAUGE POINT CALIBRATION.

For calibration specification information, see certificate on page 1.

Tank No: 15
GAUGE POINT CALIBRATION
1-800-205-TANK

Red Hill, Pearl Harbor, Hawaii

Issue Date: 11/1/2005

Capacities given in barrels of 42 U.S. gallons.

Gauge Height: 257'-00 5/8"

in/in	32 FT	in/in	32 FT	in/in	32 FT	in/in	32 FT	in/in	32 FT	in/in	33 FT
2	22,942.26	4	23,140.06	6	23,338.39	8	23,537.24	10	23,736.62	0	23,936.51
1/16	22,948.44	1/16	23,146.26	1/16	23,344.60	1/16	23,543.47	1/16	23,742.86	1/16	23,942.77
1/8	22,954.61	1/8	23,152.45	1/8	23,350.81	1/8	23,549.70	1/8	23,749.10	1/8	23,949.03
3/16	22,960.79	3/16	23,158.65	3/16	23,357.02	3/16	23,555.92	3/16	23,755.35	3/16	23,955.29
1/4	22,966.97	1/4	23,164.84	1/4	23,363.23	1/4	23,562.15	1/4	23,761.59	1/4	23,961.55
5/16	22,973.15	5/16	23,171.03	5/16	23,369.44	5/16	23,568.38	5/16	23,767.83	5/16	23,967.81
3/8	22,979.32	3/8	23,177.23	3/8	23,375.65	3/8	23,574.60	3/8	23,774.07	3/8	23,974.07
7/16	22,985.50	7/16	23,183.42	7/16	23,381.86	7/16	23,580.83	7/16	23,780.32	7/16	23,980.33
1/2	22,991.68	1/2	23,189.61	1/2	23,388.07	1/2	23,587.05	1/2	23,786.56	1/2	23,986.59
9/16	22,997.85	9/16	23,195.81	9/16	23,394.28	9/16	23,593.28	9/16	23,792.80	9/16	23,992.85
5/8	23,004.03	5/8	23,202.00	5/8	23,400.49	5/8	23,599.51	5/8	23,799.04	5/8	23,999.11
11/16	23,010.21	11/16	23,208.20	11/16	23,406.70	11/16	23,605.73	11/16	23,805.29	11/16	24,005.36
3/4	23,016.39	3/4	23,214.39	3/4	23,412.91	3/4	23,611.96	3/4	23,811.53	3/4	24,011.62
13/16	23,022.56	13/16	23,220.58	13/16	23,419.12	13/16	23,618.19	13/16	23,817.77	13/16	24,017.88
7/8	23,028.74	7/8	23,226.78	7/8	23,425.33	7/8	23,624.41	7/8	23,824.02	7/8	24,024.14
15/16	23,034.92	15/16	23,232.97	15/16	23,431.54	15/16	23,630.64	15/16	23,830.26	15/16	24,030.40
3	23,041.10	5	23,239.16	7	23,437.75	9	23,636.87	11	23,836.50	1	24,036.66
1/16	23,047.28	1/16	23,245.37	1/16	23,443.97	1/16	23,643.10	1/16	23,842.75	1/16	24,042.93
1/8	23,053.47	1/8	23,251.57	1/8	23,450.19	1/8	23,649.33	1/8	23,849.00	1/8	24,049.19
3/16	23,059.65	3/16	23,257.77	3/16	23,456.41	3/16	23,655.57	3/16	23,855.25	3/16	24,055.46
1/4	23,065.84	1/4	23,263.97	1/4	23,462.63	1/4	23,661.80	1/4	23,861.50	1/4	24,061.73
5/16	23,072.02	5/16	23,270.17	5/16	23,468.84	5/16	23,668.04	5/16	23,867.75	5/16	24,068.00
3/8	23,078.21	3/8	23,276.37	3/8	23,475.06	3/8	23,674.27	3/8	23,874.01	3/8	24,074.26
7/16	23,084.40	7/16	23,282.58	7/16	23,481.28	7/16	23,680.51	7/16	23,880.26	7/16	24,080.53
1/2	23,090.58	1/2	23,288.78	1/2	23,487.50	1/2	23,686.74	1/2	23,886.51	1/2	24,086.80
9/16	23,096.77	9/16	23,294.98	9/16	23,493.72	9/16	23,692.98	9/16	23,892.76	9/16	24,093.07
5/8	23,102.95	5/8	23,301.18	5/8	23,499.93	5/8	23,699.21	5/8	23,899.01	5/8	24,099.33
11/16	23,109.14	11/16	23,307.38	11/16	23,506.15	11/16	23,705.44	11/16	23,905.26	11/16	24,105.60
3/4	23,115.32	3/4	23,313.59	3/4	23,512.37	3/4	23,711.68	3/4	23,911.51	3/4	24,111.87
13/16	23,121.51	13/16	23,319.79	13/16	23,518.59	13/16	23,717.91	13/16	23,917.76	13/16	24,118.13
7/8	23,127.69	7/8	23,325.99	7/8	23,524.81	7/8	23,724.15	7/8	23,924.01	7/8	24,124.40
15/16	23,133.88	15/16	23,332.19	15/16	23,531.03	15/16	23,730.38	15/16	23,930.26	15/16	24,130.67

This chart is Certified for Tank: 15 only. No changes are permissible without the written consent of GAUGE POINT CALIBRATION.

For calibration specification information, see certificate on page 1.

Tank No: 15
GAUGE POINT CALIBRATION
1-800-205-TANK

Red Hill, Pearl Harbor, Hawaii

Issue Date: 11/1/2005

Capacities given in barrels of 42 U.S. gallons.

Gauge Height: 257'-00 5/8"

in/in	33 FT	in/in	33 FT	in/in	33 FT	in/in	33 FT	in/in	33 FT	in/in	34 FT
2	24,136.94	4	24,337.88	6	24,539.36	8	24,741.36	10	24,943.88	0	25,146.94
1/16	24,143.21	1/16	24,344.18	1/16	24,545.66	1/16	24,747.68	1/16	24,950.22	1/16	25,153.29
1/8	24,149.49	1/8	24,350.47	1/8	24,551.97	1/8	24,754.01	1/8	24,956.57	1/8	25,159.65
3/16	24,155.76	3/16	24,356.76	3/16	24,558.28	3/16	24,760.33	3/16	24,962.91	3/16	25,166.01
1/4	24,162.04	1/4	24,363.05	1/4	24,564.59	1/4	24,766.66	1/4	24,969.25	1/4	25,172.37
5/16	24,168.31	5/16	24,369.34	5/16	24,570.90	5/16	24,772.98	5/16	24,975.59	5/16	25,178.73
3/8	24,174.59	3/8	24,375.64	3/8	24,577.21	3/8	24,779.30	3/8	24,981.93	3/8	25,185.08
7/16	24,180.87	7/16	24,381.93	7/16	24,583.52	7/16	24,785.63	7/16	24,988.27	7/16	25,191.44
1/2	24,187.14	1/2	24,388.22	1/2	24,589.82	1/2	24,791.95	1/2	24,994.61	1/2	25,197.80
9/16	24,193.42	9/16	24,394.51	9/16	24,596.13	9/16	24,798.28	9/16	25,000.95	9/16	25,204.16
5/8	24,199.69	5/8	24,400.80	5/8	24,602.44	5/8	24,804.60	5/8	25,007.30	5/8	25,210.52
11/16	24,205.97	11/16	24,407.09	11/16	24,608.75	11/16	24,810.93	11/16	25,013.64	11/16	25,216.87
3/4	24,212.24	3/4	24,413.39	3/4	24,615.06	3/4	24,817.25	3/4	25,019.98	3/4	25,223.23
13/16	24,218.52	13/16	24,419.68	13/16	24,621.37	13/16	24,823.58	13/16	25,026.32	13/16	25,229.59
7/8	24,224.79	7/8	24,425.97	7/8	24,627.67	7/8	24,829.90	7/8	25,032.66	7/8	25,235.95
15/16	24,231.07	15/16	24,432.26	15/16	24,633.98	15/16	24,836.23	15/16	25,039.00	15/16	25,242.30
3	24,237.34	5	24,438.55	7	24,640.29	9	24,842.55	11	25,045.34	1	25,248.66
1/16	24,243.63	1/16	24,444.85	1/16	24,646.61	1/16	24,848.89	1/16	25,051.69	1/16	25,255.03
1/8	24,249.91	1/8	24,451.15	1/8	24,652.92	1/8	24,855.22	1/8	25,058.04	1/8	25,261.39
3/16	24,256.20	3/16	24,457.45	3/16	24,659.24	3/16	24,861.55	3/16	25,064.39	3/16	25,267.76
1/4	24,262.48	1/4	24,463.75	1/4	24,665.56	1/4	24,867.89	1/4	25,070.74	1/4	25,274.13
5/16	24,268.76	5/16	24,470.06	5/16	24,671.87	5/16	24,874.22	5/16	25,077.09	5/16	25,280.49
3/8	24,275.05	3/8	24,476.36	3/8	24,678.19	3/8	24,880.55	3/8	25,083.44	3/8	25,286.86
7/16	24,281.33	7/16	24,482.66	7/16	24,684.51	7/16	24,886.88	7/16	25,089.79	7/16	25,293.23
1/2	24,287.61	1/2	24,488.96	1/2	24,690.82	1/2	24,893.22	1/2	25,096.14	1/2	25,299.59
9/16	24,293.90	9/16	24,495.26	9/16	24,697.14	9/16	24,899.55	9/16	25,102.49	9/16	25,305.96
5/8	24,300.18	5/8	24,501.56	5/8	24,703.46	5/8	24,905.88	5/8	25,108.84	5/8	25,312.32
11/16	24,306.47	11/16	24,507.86	11/16	24,709.77	11/16	24,912.22	11/16	25,115.19	11/16	25,318.69
3/4	24,312.75	3/4	24,514.16	3/4	24,716.09	3/4	24,918.55	3/4	25,121.54	3/4	25,325.06
13/16	24,319.03	13/16	24,520.46	13/16	24,722.41	13/16	24,924.88	13/16	25,127.89	13/16	25,331.42
7/8	24,325.32	7/8	24,526.76	7/8	24,728.72	7/8	24,931.22	7/8	25,134.24	7/8	25,337.79
15/16	24,331.60	15/16	24,533.06	15/16	24,735.04	15/16	24,937.55	15/16	25,140.59	15/16	25,344.15

This chart is Certified for Tank: 15 only. No changes are permissible without the written consent of GAUGE POINT CALIBRATION.

For calibration specification information, see certificate on page 1.

Tank No: 15
GAUGE POINT CALIBRATION
1-800-205-TANK

Red Hill, Pearl Harbor, Hawaii

Issue Date: 11/1/2005

Capacities given in barrels of 42 U.S. gallons.

Gauge Height: 257'-00 5/8"

in/in	34 FT	in/in	34 FT	in/in	34 FT	in/in	34 FT	in/in	34 FT	in/in	35 FT
2	25,350.52	4	25,554.63	6	25,759.28	8	25,964.45	10	26,170.15	0	26,376.39
1/16	25,356.89	1/16	25,561.02	1/16	25,765.68	1/16	25,970.87	1/16	26,176.59	1/16	26,382.85
1/8	25,363.27	1/8	25,567.41	1/8	25,772.09	1/8	25,977.30	1/8	26,183.03	1/8	26,389.30
3/16	25,369.64	3/16	25,573.81	3/16	25,778.50	3/16	25,983.72	3/16	26,189.47	3/16	26,395.76
1/4	25,376.02	1/4	25,580.20	1/4	25,784.91	1/4	25,990.14	1/4	26,195.92	1/4	26,402.22
5/16	25,382.39	5/16	25,586.59	5/16	25,791.31	5/16	25,996.57	5/16	26,202.36	5/16	26,408.68
3/8	25,388.77	3/8	25,592.98	3/8	25,797.72	3/8	26,002.99	3/8	26,208.80	3/8	26,415.13
7/16	25,395.14	7/16	25,599.37	7/16	25,804.13	7/16	26,009.42	7/16	26,215.24	7/16	26,421.59
1/2	25,401.52	1/2	25,605.76	1/2	25,810.54	1/2	26,015.84	1/2	26,221.68	1/2	26,428.05
9/16	25,407.89	9/16	25,612.15	9/16	25,816.94	9/16	26,022.27	9/16	26,228.12	9/16	26,434.51
5/8	25,414.26	5/8	25,618.54	5/8	25,823.35	5/8	26,028.69	5/8	26,234.56	5/8	26,440.96
11/16	25,420.64	11/16	25,624.93	11/16	25,829.76	11/16	26,035.11	11/16	26,241.00	11/16	26,447.42
3/4	25,427.01	3/4	25,631.32	3/4	25,836.17	3/4	26,041.54	3/4	26,247.44	3/4	26,453.88
13/16	25,433.39	13/16	25,637.71	13/16	25,842.57	13/16	26,047.96	13/16	26,253.88	13/16	26,460.33
7/8	25,439.76	7/8	25,644.11	7/8	25,848.98	7/8	26,054.39	7/8	26,260.32	7/8	26,466.79
15/16	25,446.14	15/16	25,650.50	15/16	25,855.39	15/16	26,060.81	15/16	26,266.76	15/16	26,473.25
3	25,452.51	5	25,656.89	7	25,861.80	9	26,067.23	11	26,273.20	1	26,479.71
1/16	25,458.89	1/16	25,663.29	1/16	25,868.21	1/16	26,073.67	1/16	26,279.65	1/16	26,486.17
1/8	25,465.28	1/8	25,669.69	1/8	25,874.63	1/8	26,080.10	1/8	26,286.10	1/8	26,492.64
3/16	25,471.66	3/16	25,676.09	3/16	25,881.04	3/16	26,086.53	3/16	26,292.55	3/16	26,499.10
1/4	25,478.04	1/4	25,682.48	1/4	25,887.46	1/4	26,092.96	1/4	26,299.00	1/4	26,505.57
5/16	25,484.42	5/16	25,688.88	5/16	25,893.87	5/16	26,099.40	5/16	26,305.45	5/16	26,512.04
3/8	25,490.81	3/8	25,695.28	3/8	25,900.29	3/8	26,105.83	3/8	26,311.90	3/8	26,518.50
7/16	25,497.19	7/16	25,701.68	7/16	25,906.71	7/16	26,112.26	7/16	26,318.35	7/16	26,524.97
1/2	25,503.57	1/2	25,708.08	1/2	25,913.12	1/2	26,118.69	1/2	26,324.80	1/2	26,531.43
9/16	25,509.95	9/16	25,714.48	9/16	25,919.54	9/16	26,125.13	9/16	26,331.25	9/16	26,537.90
5/8	25,516.34	5/8	25,720.88	5/8	25,925.95	5/8	26,131.56	5/8	26,337.69	5/8	26,544.36
11/16	25,522.72	11/16	25,727.28	11/16	25,932.37	11/16	26,137.99	11/16	26,344.14	11/16	26,550.83
3/4	25,529.10	3/4	25,733.68	3/4	25,938.78	3/4	26,144.42	3/4	26,350.59	3/4	26,557.30
13/16	25,535.48	13/16	25,740.08	13/16	25,945.20	13/16	26,150.86	13/16	26,357.04	13/16	26,563.76
7/8	25,541.87	7/8	25,746.48	7/8	25,951.62	7/8	26,157.29	7/8	26,363.49	7/8	26,570.23
15/16	25,548.25	15/16	25,752.88	15/16	25,958.03	15/16	26,163.72	15/16	26,369.94	15/16	26,576.69

This chart is Certified for Tank: 15 only. No changes are permissible without the written consent of GAUGE POINT CALIBRATION.

For calibration specification information, see certificate on page 1.

Tank No: 15
GAUGE POINT CALIBRATION
1-800-205-TANK

Red Hill, Pearl Harbor, Hawaii

Issue Date: 11/1/2005

Capacities given in barrels of 42 U.S. gallons.

Gauge Height: 257'-00 5/8"

in/in	35 FT	in/in	35 FT	in/in	35 FT	in/in	35 FT	in/in	35 FT	in/in	36 FT
2	26,583.16	4	26,790.46	6	26,998.30	8	27,206.67	10	27,415.58	0	27,625.02
1/16	26,589.63	1/16	26,796.95	1/16	27,004.80	1/16	27,213.19	1/16	27,422.12	1/16	27,631.58
1/8	26,596.11	1/8	26,803.44	1/8	27,011.31	1/8	27,219.72	1/8	27,428.66	1/8	27,638.13
3/16	26,602.58	3/16	26,809.93	3/16	27,017.82	3/16	27,226.24	3/16	27,435.20	3/16	27,644.69
1/4	26,609.05	1/4	26,816.42	1/4	27,024.33	1/4	27,232.76	1/4	27,441.74	1/4	27,651.25
5/16	26,615.53	5/16	26,822.91	5/16	27,030.83	5/16	27,239.29	5/16	27,448.28	5/16	27,657.81
3/8	26,622.00	3/8	26,829.40	3/8	27,037.34	3/8	27,245.81	3/8	27,454.82	3/8	27,664.36
7/16	26,628.48	7/16	26,835.90	7/16	27,043.85	7/16	27,252.34	7/16	27,461.36	7/16	27,670.92
1/2	26,634.95	1/2	26,842.39	1/2	27,050.36	1/2	27,258.86	1/2	27,467.90	1/2	27,677.48
9/16	26,641.42	9/16	26,848.88	9/16	27,056.86	9/16	27,265.39	9/16	27,474.44	9/16	27,684.04
5/8	26,647.90	5/8	26,855.37	5/8	27,063.37	5/8	27,271.91	5/8	27,480.98	5/8	27,690.59
11/16	26,654.37	11/16	26,861.86	11/16	27,069.88	11/16	27,278.43	11/16	27,487.52	11/16	27,697.15
3/4	26,660.85	3/4	26,868.35	3/4	27,076.39	3/4	27,284.96	3/4	27,494.07	3/4	27,703.71
13/16	26,667.32	13/16	26,874.84	13/16	27,082.89	13/16	27,291.48	13/16	27,500.61	13/16	27,710.27
7/8	26,673.79	7/8	26,881.33	7/8	27,089.40	7/8	27,298.01	7/8	27,507.15	7/8	27,716.83
15/16	26,680.27	15/16	26,887.82	15/16	27,095.91	15/16	27,304.53	15/16	27,513.69	15/16	27,723.38
3	26,686.74	5	26,894.31	7	27,102.42	9	27,311.05	11	27,520.23	1	27,729.94
1/16	26,693.22	1/16	26,900.81	1/16	27,108.93	1/16	27,317.59	1/16	27,526.78	1/16	27,736.51
1/8	26,699.71	1/8	26,907.31	1/8	27,115.45	1/8	27,324.12	1/8	27,533.33	1/8	27,743.07
3/16	26,706.19	3/16	26,913.81	3/16	27,121.96	3/16	27,330.65	3/16	27,539.88	3/16	27,749.64
1/4	26,712.67	1/4	26,920.31	1/4	27,128.48	1/4	27,337.18	1/4	27,546.43	1/4	27,756.21
5/16	26,719.15	5/16	26,926.81	5/16	27,134.99	5/16	27,343.72	5/16	27,552.98	5/16	27,762.77
3/8	26,725.64	3/8	26,933.31	3/8	27,141.51	3/8	27,350.25	3/8	27,559.53	3/8	27,769.34
7/16	26,732.12	7/16	26,939.81	7/16	27,148.03	7/16	27,356.78	7/16	27,566.07	7/16	27,775.90
1/2	26,738.60	1/2	26,946.30	1/2	27,154.54	1/2	27,363.31	1/2	27,572.62	1/2	27,782.47
9/16	26,745.08	9/16	26,952.80	9/16	27,161.06	9/16	27,369.85	9/16	27,579.17	9/16	27,789.04
5/8	26,751.57	5/8	26,959.30	5/8	27,167.57	5/8	27,376.38	5/8	27,585.72	5/8	27,795.60
11/16	26,758.05	11/16	26,965.80	11/16	27,174.09	11/16	27,382.91	11/16	27,592.27	11/16	27,802.17
3/4	26,764.53	3/4	26,972.30	3/4	27,180.61	3/4	27,389.44	3/4	27,598.82	3/4	27,808.73
13/16	26,771.01	13/16	26,978.80	13/16	27,187.12	13/16	27,395.98	13/16	27,605.37	13/16	27,815.30
7/8	26,777.50	7/8	26,985.30	7/8	27,193.64	7/8	27,402.51	7/8	27,611.92	7/8	27,821.87
15/16	26,783.98	15/16	26,991.80	15/16	27,200.15	15/16	27,409.04	15/16	27,618.47	15/16	27,828.43

This chart is Certified for Tank: 15 only. No changes are permissible without the written consent of GAUGE POINT CALIBRATION.

For calibration specification information, see certificate on page 1.

Tank No: 15
GAUGE POINT CALIBRATION
1-800-205-TANK

Red Hill, Pearl Harbor, Hawaii

Issue Date: 11/1/2005

Capacities given in barrels of 42 U.S. gallons.

Gauge Height: 257'-00 5/8"

in/in	36 FT	in/in	36 FT	in/in	36 FT	in/in	36 FT	in/in	36 FT	in/in	37 FT
2	27,835.00	4	28,045.52	6	28,256.57	8	28,468.17	10	28,680.30	0	28,892.97
1/16	27,841.57	1/16	28,052.11	1/16	28,263.18	1/16	28,474.79	1/16	28,686.94	1/16	28,899.63
1/8	27,848.15	1/8	28,058.70	1/8	28,269.79	1/8	28,481.42	1/8	28,693.58	1/8	28,906.29
3/16	27,854.72	3/16	28,065.29	3/16	28,276.39	3/16	28,488.04	3/16	28,700.22	3/16	28,912.95
1/4	27,861.30	1/4	28,071.88	1/4	28,283.00	1/4	28,494.66	1/4	28,706.87	1/4	28,919.61
5/16	27,867.87	5/16	28,078.47	5/16	28,289.61	5/16	28,501.29	5/16	28,713.51	5/16	28,926.27
3/8	27,874.44	3/8	28,085.06	3/8	28,296.22	3/8	28,507.91	3/8	28,720.15	3/8	28,932.93
7/16	27,881.02	7/16	28,091.65	7/16	28,302.83	7/16	28,514.54	7/16	28,726.79	7/16	28,939.58
1/2	27,887.59	1/2	28,098.25	1/2	28,309.44	1/2	28,521.16	1/2	28,733.43	1/2	28,946.24
9/16	27,894.17	9/16	28,104.84	9/16	28,316.04	9/16	28,527.79	9/16	28,740.08	9/16	28,952.90
5/8	27,900.74	5/8	28,111.43	5/8	28,322.65	5/8	28,534.41	5/8	28,746.72	5/8	28,959.56
11/16	27,907.32	11/16	28,118.02	11/16	28,329.26	11/16	28,541.04	11/16	28,753.36	11/16	28,966.22
3/4	27,913.89	3/4	28,124.61	3/4	28,335.87	3/4	28,547.66	3/4	28,760.00	3/4	28,972.88
13/16	27,920.47	13/16	28,131.20	13/16	28,342.48	13/16	28,554.29	13/16	28,766.64	13/16	28,979.54
7/8	27,927.04	7/8	28,137.79	7/8	28,349.08	7/8	28,560.91	7/8	28,773.28	7/8	28,986.20
15/16	27,933.61	15/16	28,144.38	15/16	28,355.69	15/16	28,567.54	15/16	28,779.93	15/16	28,992.85
3	27,940.19	5	28,150.98	7	28,362.30	9	28,574.16	11	28,786.57	1	28,999.51
1/16	27,946.77	1/16	28,157.58	1/16	28,368.92	1/16	28,580.80	1/16	28,793.22	1/16	29,006.18
1/8	27,953.35	1/8	28,164.17	1/8	28,375.53	1/8	28,587.43	1/8	28,799.87	1/8	29,012.85
3/16	27,959.94	3/16	28,170.77	3/16	28,382.15	3/16	28,594.06	3/16	28,806.52	3/16	29,019.51
1/4	27,966.52	1/4	28,177.37	1/4	28,388.77	1/4	28,600.70	1/4	28,813.17	1/4	29,026.18
5/16	27,973.10	5/16	28,183.97	5/16	28,395.38	5/16	28,607.33	5/16	28,819.82	5/16	29,032.85
3/8	27,979.69	3/8	28,190.57	3/8	28,402.00	3/8	28,613.97	3/8	28,826.47	3/8	29,039.52
7/16	27,986.27	7/16	28,197.17	7/16	28,408.62	7/16	28,620.60	7/16	28,833.12	7/16	29,046.18
1/2	27,992.85	1/2	28,203.77	1/2	28,415.23	1/2	28,627.23	1/2	28,839.77	1/2	29,052.85
9/16	27,999.44	9/16	28,210.37	9/16	28,421.85	9/16	28,633.87	9/16	28,846.42	9/16	29,059.52
5/8	28,006.02	5/8	28,216.97	5/8	28,428.47	5/8	28,640.50	5/8	28,853.07	5/8	29,066.19
11/16	28,012.60	11/16	28,223.57	11/16	28,435.08	11/16	28,647.13	11/16	28,859.72	11/16	29,072.85
3/4	28,019.18	3/4	28,230.17	3/4	28,441.70	3/4	28,653.77	3/4	28,866.37	3/4	29,079.52
13/16	28,025.77	13/16	28,236.77	13/16	28,448.32	13/16	28,660.40	13/16	28,873.02	13/16	29,086.19
7/8	28,032.35	7/8	28,243.37	7/8	28,454.93	7/8	28,667.03	7/8	28,879.67	7/8	29,092.85
15/16	28,038.93	15/16	28,249.97	15/16	28,461.55	15/16	28,673.67	15/16	28,886.32	15/16	29,099.52

This chart is Certified for Tank: 15 only. No changes are permissible without the written consent of GAUGE POINT CALIBRATION.

For calibration specification information, see certificate on page 1.

Tank No: 15
GAUGE POINT CALIBRATION
1-800-205-TANK

Red Hill, Pearl Harbor, Hawaii

Issue Date: 11/1/2005

Capacities given in barrels of 42 U.S. gallons.

Gauge Height: 257'-00 5/8"

in/in	37 FT	in/in	37 FT	in/in	37 FT	in/in	37 FT	in/in	37 FT	in/in	38 FT
2	29,106.19	4	29,319.95	6	29,534.24	8	29,749.09	10	29,964.47	0	30,180.40
1/16	29,112.86	1/16	29,326.64	1/16	29,540.95	1/16	29,755.81	1/16	29,971.22	1/16	30,187.16
1/8	29,119.54	1/8	29,333.33	1/8	29,547.66	1/8	29,762.54	1/8	29,977.96	1/8	30,193.92
3/16	29,126.22	3/16	29,340.02	3/16	29,554.37	3/16	29,769.27	3/16	29,984.70	3/16	30,200.68
1/4	29,132.89	1/4	29,346.72	1/4	29,561.08	1/4	29,775.99	1/4	29,991.45	1/4	30,207.45
5/16	29,139.57	5/16	29,353.41	5/16	29,567.79	5/16	29,782.72	5/16	29,998.19	5/16	30,214.21
3/8	29,146.24	3/8	29,360.10	3/8	29,574.50	3/8	29,789.45	3/8	30,004.93	3/8	30,220.97
7/16	29,152.92	7/16	29,366.79	7/16	29,581.21	7/16	29,796.17	7/16	30,011.68	7/16	30,227.73
1/2	29,159.59	1/2	29,373.49	1/2	29,587.92	1/2	29,802.90	1/2	30,018.42	1/2	30,234.49
9/16	29,166.27	9/16	29,380.18	9/16	29,594.63	9/16	29,809.63	9/16	30,025.16	9/16	30,241.25
5/8	29,172.95	5/8	29,386.87	5/8	29,601.34	5/8	29,816.35	5/8	30,031.91	5/8	30,248.01
11/16	29,179.62	11/16	29,393.56	11/16	29,608.05	11/16	29,823.08	11/16	30,038.65	11/16	30,254.77
3/4	29,186.30	3/4	29,400.26	3/4	29,614.76	3/4	29,829.81	3/4	30,045.40	3/4	30,261.53
13/16	29,192.97	13/16	29,406.95	13/16	29,621.47	13/16	29,836.53	13/16	30,052.14	13/16	30,268.29
7/8	29,199.65	7/8	29,413.64	7/8	29,628.18	7/8	29,843.26	7/8	30,058.88	7/8	30,275.05
15/16	29,206.32	15/16	29,420.33	15/16	29,634.89	15/16	29,849.99	15/16	30,065.63	15/16	30,281.81
3	29,213.00	5	29,427.03	7	29,641.60	9	29,856.71	11	30,072.37	1	30,288.57
1/16	29,219.68	1/16	29,433.73	1/16	29,648.32	1/16	29,863.45	1/16	30,079.12	1/16	30,295.34
1/8	29,226.37	1/8	29,440.43	1/8	29,655.03	1/8	29,870.18	1/8	30,085.87	1/8	30,302.11
3/16	29,233.05	3/16	29,447.13	3/16	29,661.75	3/16	29,876.92	3/16	30,092.63	3/16	30,308.88
1/4	29,239.74	1/4	29,453.83	1/4	29,668.47	1/4	29,883.65	1/4	30,099.38	1/4	30,315.65
5/16	29,246.42	5/16	29,460.53	5/16	29,675.19	5/16	29,890.39	5/16	30,106.13	5/16	30,322.42
3/8	29,253.10	3/8	29,467.23	3/8	29,681.91	3/8	29,897.12	3/8	30,112.88	3/8	30,329.19
7/16	29,259.79	7/16	29,473.93	7/16	29,688.62	7/16	29,903.86	7/16	30,119.63	7/16	30,335.96
1/2	29,266.47	1/2	29,480.64	1/2	29,695.34	1/2	29,910.59	1/2	30,126.39	1/2	30,342.73
9/16	29,273.16	9/16	29,487.34	9/16	29,702.06	9/16	29,917.33	9/16	30,133.14	9/16	30,349.49
5/8	29,279.84	5/8	29,494.04	5/8	29,708.78	5/8	29,924.06	5/8	30,139.89	5/8	30,356.26
11/16	29,286.52	11/16	29,500.74	11/16	29,715.50	11/16	29,930.80	11/16	30,146.64	11/16	30,363.03
3/4	29,293.21	3/4	29,507.44	3/4	29,722.21	3/4	29,937.53	3/4	30,153.39	3/4	30,369.80
13/16	29,299.89	13/16	29,514.14	13/16	29,728.93	13/16	29,944.27	13/16	30,160.15	13/16	30,376.57
7/8	29,306.58	7/8	29,520.84	7/8	29,735.65	7/8	29,951.00	7/8	30,166.90	7/8	30,383.34
15/16	29,313.26	15/16	29,527.54	15/16	29,742.37	15/16	29,957.74	15/16	30,173.65	15/16	30,390.11

This chart is Certified for Tank: 15 only. No changes are permissible without the written consent of GAUGE POINT CALIBRATION.

For calibration specification information, see certificate on page 1.

Tank No: 15
GAUGE POINT CALIBRATION
1-800-205-TANK

Red Hill, Pearl Harbor, Hawaii

Issue Date: 11/1/2005

Capacities given in barrels of 42 U.S. gallons.

Gauge Height: 257'-00 5/8"

in/in	38 FT	in/in	38 FT	in/in	38 FT	in/in	38 FT	in/in	38 FT	in/in	39 FT
2	30,396.88	4	30,613.90	6	30,831.47	8	31,049.58	10	31,268.24	0	31,487.46
1/16	30,403.66	1/16	30,620.69	1/16	30,838.28	1/16	31,056.41	1/16	31,275.09	1/16	31,494.32
1/8	30,410.43	1/8	30,627.49	1/8	30,845.09	1/8	31,063.24	1/8	31,281.94	1/8	31,501.18
3/16	30,417.21	3/16	30,634.28	3/16	30,851.90	3/16	31,070.07	3/16	31,288.78	3/16	31,508.05
1/4	30,423.99	1/4	30,641.08	1/4	30,858.71	1/4	31,076.90	1/4	31,295.63	1/4	31,514.91
5/16	30,430.77	5/16	30,647.87	5/16	30,865.53	5/16	31,083.73	5/16	31,302.47	5/16	31,521.77
3/8	30,437.54	3/8	30,654.67	3/8	30,872.34	3/8	31,090.56	3/8	31,309.32	3/8	31,528.63
7/16	30,444.32	7/16	30,661.46	7/16	30,879.15	7/16	31,097.38	7/16	31,316.17	7/16	31,535.50
1/2	30,451.10	1/2	30,668.26	1/2	30,885.96	1/2	31,104.21	1/2	31,323.01	1/2	31,542.36
9/16	30,457.88	9/16	30,675.05	9/16	30,892.77	9/16	31,111.04	9/16	31,329.86	9/16	31,549.22
5/8	30,464.65	5/8	30,681.85	5/8	30,899.59	5/8	31,117.87	5/8	31,336.71	5/8	31,556.09
11/16	30,471.43	11/16	30,688.64	11/16	30,906.40	11/16	31,124.70	11/16	31,343.55	11/16	31,562.95
3/4	30,478.21	3/4	30,695.44	3/4	30,913.21	3/4	31,131.53	3/4	31,350.40	3/4	31,569.81
13/16	30,484.99	13/16	30,702.23	13/16	30,920.02	13/16	31,138.36	13/16	31,357.24	13/16	31,576.68
7/8	30,491.77	7/8	30,709.03	7/8	30,926.83	7/8	31,145.19	7/8	31,364.09	7/8	31,583.54
15/16	30,498.54	15/16	30,715.82	15/16	30,933.64	15/16	31,152.02	15/16	31,370.94	15/16	31,590.40
3	30,505.32	5	30,722.62	7	30,940.46	9	31,158.84	11	31,377.78	1	31,597.27
1/16	30,512.11	1/16	30,729.42	1/16	30,947.28	1/16	31,165.68	1/16	31,384.64	1/16	31,604.14
1/8	30,518.89	1/8	30,736.22	1/8	30,954.10	1/8	31,172.52	1/8	31,391.49	1/8	31,611.01
3/16	30,525.68	3/16	30,743.02	3/16	30,960.92	3/16	31,179.36	3/16	31,398.35	3/16	31,617.88
1/4	30,532.47	1/4	30,749.83	1/4	30,967.74	1/4	31,186.19	1/4	31,405.20	1/4	31,624.75
5/16	30,539.25	5/16	30,756.63	5/16	30,974.56	5/16	31,193.03	5/16	31,412.05	5/16	31,631.63
3/8	30,546.04	3/8	30,763.43	3/8	30,981.38	3/8	31,199.87	3/8	31,418.91	3/8	31,638.50
7/16	30,552.82	7/16	30,770.24	7/16	30,988.20	7/16	31,206.71	7/16	31,425.76	7/16	31,645.37
1/2	30,559.61	1/2	30,777.04	1/2	30,995.02	1/2	31,213.54	1/2	31,432.62	1/2	31,652.24
9/16	30,566.40	9/16	30,783.84	9/16	31,001.84	9/16	31,220.38	9/16	31,439.47	9/16	31,659.11
5/8	30,573.18	5/8	30,790.65	5/8	31,008.66	5/8	31,227.22	5/8	31,446.33	5/8	31,665.99
11/16	30,579.97	11/16	30,797.45	11/16	31,015.48	11/16	31,234.06	11/16	31,453.18	11/16	31,672.86
3/4	30,586.75	3/4	30,804.25	3/4	31,022.30	3/4	31,240.89	3/4	31,460.04	3/4	31,679.73
13/16	30,593.54	13/16	30,811.06	13/16	31,029.12	13/16	31,247.73	13/16	31,466.89	13/16	31,686.60
7/8	30,600.33	7/8	30,817.86	7/8	31,035.94	7/8	31,254.57	7/8	31,473.75	7/8	31,693.47
15/16	30,607.11	15/16	30,824.66	15/16	31,042.76	15/16	31,261.41	15/16	31,480.60	15/16	31,700.34

This chart is Certified for Tank: 15 only. No changes are permissible without the written consent of GAUGE POINT CALIBRATION.

For calibration specification information, see certificate on page 1.

Tank No: 15
GAUGE POINT CALIBRATION
1-800-205-TANK

Red Hill, Pearl Harbor, Hawaii

Issue Date: 11/1/2005

Capacities given in barrels of 42 U.S. gallons.

Gauge Height: 257'-00 5/8"

in/in	39 FT	in/in	39 FT	in/in	39 FT	in/in	39 FT	in/in	39 FT	in/in	40 FT
2	31,707.22	4	31,927.53	6	32,148.39	8	32,369.80	10	32,591.76	0	32,814.28
1/16	31,714.10	1/16	31,934.42	1/16	32,155.30	1/16	32,376.73	1/16	32,598.71	1/16	32,821.25
1/8	31,720.98	1/8	31,941.32	1/8	32,162.22	1/8	32,383.66	1/8	32,605.66	1/8	32,828.21
3/16	31,727.86	3/16	31,948.22	3/16	32,169.13	3/16	32,390.60	3/16	32,612.61	3/16	32,835.18
1/4	31,734.74	1/4	31,955.12	1/4	32,176.05	1/4	32,397.53	1/4	32,619.56	1/4	32,842.15
5/16	31,741.62	5/16	31,962.01	5/16	32,182.96	5/16	32,404.46	5/16	32,626.51	5/16	32,849.11
3/8	31,748.50	3/8	31,968.91	3/8	32,189.88	3/8	32,411.39	3/8	32,633.46	3/8	32,856.08
7/16	31,755.38	7/16	31,975.81	7/16	32,196.79	7/16	32,418.32	7/16	32,640.41	7/16	32,863.05
1/2	31,762.26	1/2	31,982.71	1/2	32,203.71	1/2	32,425.26	1/2	32,647.36	1/2	32,870.01
9/16	31,769.14	9/16	31,989.60	9/16	32,210.62	9/16	32,432.19	9/16	32,654.31	9/16	32,876.98
5/8	31,776.02	5/8	31,996.50	5/8	32,217.54	5/8	32,439.12	5/8	32,661.26	5/8	32,883.95
11/16	31,782.90	11/16	32,003.40	11/16	32,224.45	11/16	32,446.05	11/16	32,668.21	11/16	32,890.91
3/4	31,789.78	3/4	32,010.30	3/4	32,231.36	3/4	32,452.98	3/4	32,675.15	3/4	32,897.88
13/16	31,796.66	13/16	32,017.19	13/16	32,238.28	13/16	32,459.92	13/16	32,682.10	13/16	32,904.85
7/8	31,803.54	7/8	32,024.09	7/8	32,245.19	7/8	32,466.85	7/8	32,689.05	7/8	32,911.81
15/16	31,810.42	15/16	32,030.99	15/16	32,252.11	15/16	32,473.78	15/16	32,696.00	15/16	32,918.78
3	31,817.30	5	32,037.89	7	32,259.02	9	32,480.71	11	32,702.95	1	32,925.75
1/16	31,824.19	1/16	32,044.79	1/16	32,265.95	1/16	32,487.65	1/16	32,709.91	1/16	32,932.72
1/8	31,831.08	1/8	32,051.70	1/8	32,272.87	1/8	32,494.59	1/8	32,716.87	1/8	32,939.70
3/16	31,837.97	3/16	32,058.61	3/16	32,279.79	3/16	32,501.53	3/16	32,723.83	3/16	32,946.67
1/4	31,844.86	1/4	32,065.51	1/4	32,286.72	1/4	32,508.47	1/4	32,730.78	1/4	32,953.65
5/16	31,851.75	5/16	32,072.42	5/16	32,293.64	5/16	32,515.42	5/16	32,737.74	5/16	32,960.62
3/8	31,858.64	3/8	32,079.32	3/8	32,300.56	3/8	32,522.36	3/8	32,744.70	3/8	32,967.60
7/16	31,865.53	7/16	32,086.23	7/16	32,307.49	7/16	32,529.30	7/16	32,751.66	7/16	32,974.57
1/2	31,872.41	1/2	32,093.14	1/2	32,314.41	1/2	32,536.24	1/2	32,758.62	1/2	32,981.55
9/16	31,879.30	9/16	32,100.04	9/16	32,321.33	9/16	32,543.18	9/16	32,765.57	9/16	32,988.52
5/8	31,886.19	5/8	32,106.95	5/8	32,328.26	5/8	32,550.12	5/8	32,772.53	5/8	32,995.50
11/16	31,893.08	11/16	32,113.86	11/16	32,335.18	11/16	32,557.06	11/16	32,779.49	11/16	33,002.47
3/4	31,899.97	3/4	32,120.76	3/4	32,342.11	3/4	32,564.00	3/4	32,786.45	3/4	33,009.45
13/16	31,906.86	13/16	32,127.67	13/16	32,349.03	13/16	32,570.94	13/16	32,793.41	13/16	33,016.42
7/8	31,913.75	7/8	32,134.57	7/8	32,355.95	7/8	32,577.88	7/8	32,800.36	7/8	33,023.40
15/16	31,920.64	15/16	32,141.48	15/16	32,362.88	15/16	32,584.82	15/16	32,807.32	15/16	33,030.37

This chart is Certified for Tank: 15 only. No changes are permissible without the written consent of GAUGE POINT CALIBRATION.

For calibration specification information, see certificate on page 1.

Tank No: 15
GAUGE POINT CALIBRATION
1-800-205-TANK

Red Hill, Pearl Harbor, Hawaii

Issue Date: 11/1/2005

Capacities given in barrels of 42 U.S. gallons.

Gauge Height: 257'-00 5/8"

in/in	40 FT	in/in	40 FT	in/in	40 FT	in/in	40 FT	in/in	40 FT	in/in	41 FT
2	33,037.35	4	33,260.97	6	33,485.15	8	33,709.89	10	33,935.18	0	34,161.02
1/16	33,044.33	1/16	33,267.97	1/16	33,492.17	1/16	33,716.92	1/16	33,942.23	1/16	34,168.09
1/8	33,051.32	1/8	33,274.98	1/8	33,499.19	1/8	33,723.96	1/8	33,949.28	1/8	34,175.16
3/16	33,058.30	3/16	33,281.98	3/16	33,506.21	3/16	33,730.99	3/16	33,956.34	3/16	34,182.24
1/4	33,065.29	1/4	33,288.98	1/4	33,513.23	1/4	33,738.03	1/4	33,963.39	1/4	34,189.31
5/16	33,072.27	5/16	33,295.98	5/16	33,520.25	5/16	33,745.07	5/16	33,970.44	5/16	34,196.38
3/8	33,079.25	3/8	33,302.98	3/8	33,527.26	3/8	33,752.10	3/8	33,977.50	3/8	34,203.45
7/16	33,086.24	7/16	33,309.98	7/16	33,534.28	7/16	33,759.14	7/16	33,984.55	7/16	34,210.52
1/2	33,093.22	1/2	33,316.98	1/2	33,541.30	1/2	33,766.17	1/2	33,991.60	1/2	34,217.59
9/16	33,100.20	9/16	33,323.98	9/16	33,548.32	9/16	33,773.21	9/16	33,998.66	9/16	34,224.66
5/8	33,107.19	5/8	33,330.99	5/8	33,555.34	5/8	33,780.25	5/8	34,005.71	5/8	34,231.73
11/16	33,114.17	11/16	33,337.99	11/16	33,562.36	11/16	33,787.28	11/16	34,012.76	11/16	34,238.80
3/4	33,121.16	3/4	33,344.99	3/4	33,569.38	3/4	33,794.32	3/4	34,019.82	3/4	34,245.87
13/16	33,128.14	13/16	33,351.99	13/16	33,576.39	13/16	33,801.35	13/16	34,026.87	13/16	34,252.94
7/8	33,135.12	7/8	33,358.99	7/8	33,583.41	7/8	33,808.39	7/8	34,033.92	7/8	34,260.01
15/16	33,142.11	15/16	33,365.99	15/16	33,590.43	15/16	33,815.43	15/16	34,040.98	15/16	34,267.08
3	33,149.09	5	33,372.99	7	33,597.45	9	33,822.46	11	34,048.03	1	34,274.16
1/16	33,156.08	1/16	33,380.00	1/16	33,604.48	1/16	33,829.51	1/16	34,055.09	1/16	34,281.24
1/8	33,163.08	1/8	33,387.01	1/8	33,611.50	1/8	33,836.55	1/8	34,062.15	1/8	34,288.31
3/16	33,170.07	3/16	33,394.02	3/16	33,618.53	3/16	33,843.60	3/16	34,069.22	3/16	34,295.39
1/4	33,177.06	1/4	33,401.03	1/4	33,625.56	1/4	33,850.64	1/4	34,076.28	1/4	34,302.47
5/16	33,184.06	5/16	33,408.04	5/16	33,632.59	5/16	33,857.68	5/16	34,083.34	5/16	34,309.55
3/8	33,191.05	3/8	33,415.05	3/8	33,639.61	3/8	33,864.73	3/8	34,090.40	3/8	34,316.63
7/16	33,198.04	7/16	33,422.06	7/16	33,646.64	7/16	33,871.77	7/16	34,097.46	7/16	34,323.71
1/2	33,205.03	1/2	33,429.07	1/2	33,653.67	1/2	33,878.82	1/2	34,104.53	1/2	34,330.79
9/16	33,212.03	9/16	33,436.08	9/16	33,660.70	9/16	33,885.86	9/16	34,111.59	9/16	34,337.87
5/8	33,219.02	5/8	33,443.09	5/8	33,667.72	5/8	33,892.91	5/8	34,118.65	5/8	34,344.95
11/16	33,226.01	11/16	33,450.10	11/16	33,674.75	11/16	33,899.95	11/16	34,125.71	11/16	34,352.03
3/4	33,233.00	3/4	33,457.11	3/4	33,681.78	3/4	33,907.00	3/4	34,132.77	3/4	34,359.11
13/16	33,240.00	13/16	33,464.12	13/16	33,688.80	13/16	33,914.04	13/16	34,139.84	13/16	34,366.19
7/8	33,246.99	7/8	33,471.13	7/8	33,695.83	7/8	33,921.09	7/8	34,146.90	7/8	34,373.27
15/16	33,253.98	15/16	33,478.14	15/16	33,702.86	15/16	33,928.13	15/16	34,153.96	15/16	34,380.35

This chart is Certified for Tank: 15 only. No changes are permissible without the written consent of GAUGE POINT CALIBRATION.

For calibration specification information, see certificate on page 1.

Tank No: 15
GAUGE POINT CALIBRATION
1-800-205-TANK

Red Hill, Pearl Harbor, Hawaii

Issue Date: 11/1/2005

Capacities given in barrels of 42 U.S. gallons.

Gauge Height: 257'-00 5/8"

in/in	41 FT	in/in	41 FT	in/in	41 FT	in/in	41 FT	in/in	41 FT	in/in	42 FT
2	34,387.43	4	34,614.31	6	34,841.34	8	35,068.46	10	35,295.63	0	35,522.96
1/16	34,394.52	1/16	34,621.41	1/16	34,848.43	1/16	35,075.56	1/16	35,302.73	1/16	35,530.06
1/8	34,401.60	1/8	34,628.50	1/8	34,855.53	1/8	35,082.66	1/8	35,309.83	1/8	35,537.17
3/16	34,408.69	3/16	34,635.59	3/16	34,862.63	3/16	35,089.76	3/16	35,316.94	3/16	35,544.28
1/4	34,415.78	1/4	34,642.69	1/4	34,869.72	1/4	35,096.86	1/4	35,324.04	1/4	35,551.38
5/16	34,422.87	5/16	34,649.78	5/16	34,876.82	5/16	35,103.96	5/16	35,331.14	5/16	35,558.49
3/8	34,429.96	3/8	34,656.87	3/8	34,883.92	3/8	35,111.06	3/8	35,338.25	3/8	35,565.59
7/16	34,437.04	7/16	34,663.97	7/16	34,891.02	7/16	35,118.16	7/16	35,345.35	7/16	35,572.70
1/2	34,444.13	1/2	34,671.06	1/2	34,898.11	1/2	35,125.26	1/2	35,352.45	1/2	35,579.81
9/16	34,451.22	9/16	34,678.16	9/16	34,905.21	9/16	35,132.36	9/16	35,359.56	9/16	35,586.91
5/8	34,458.31	5/8	34,685.25	5/8	34,912.31	5/8	35,139.46	5/8	35,366.66	5/8	35,594.02
11/16	34,465.40	11/16	34,692.34	11/16	34,919.40	11/16	35,146.56	11/16	35,373.76	11/16	35,601.13
3/4	34,472.48	3/4	34,699.44	3/4	34,926.50	3/4	35,153.66	3/4	35,380.87	3/4	35,608.23
13/16	34,479.57	13/16	34,706.53	13/16	34,933.60	13/16	35,160.76	13/16	35,387.97	13/16	35,615.34
7/8	34,486.66	7/8	34,713.62	7/8	34,940.69	7/8	35,167.86	7/8	35,395.07	7/8	35,622.45
15/16	34,493.75	15/16	34,720.72	15/16	34,947.79	15/16	35,174.96	15/16	35,402.18	15/16	35,629.55
3	34,500.84	5	34,727.81	7	34,954.89	9	35,182.06	11	35,409.28	1	35,636.66
1/16	34,507.93	1/16	34,734.91	1/16	34,961.99	1/16	35,189.16	1/16	35,416.38	1/16	35,643.77
1/8	34,515.02	1/8	34,742.00	1/8	34,969.08	1/8	35,196.26	1/8	35,423.49	1/8	35,650.87
3/16	34,522.11	3/16	34,749.10	3/16	34,976.18	3/16	35,203.36	3/16	35,430.59	3/16	35,657.98
1/4	34,529.21	1/4	34,756.19	1/4	34,983.28	1/4	35,210.45	1/4	35,437.70	1/4	35,665.09
5/16	34,536.30	5/16	34,763.29	5/16	34,990.38	5/16	35,217.55	5/16	35,444.80	5/16	35,672.20
3/8	34,543.39	3/8	34,770.38	3/8	34,997.48	3/8	35,224.65	3/8	35,451.91	3/8	35,679.31
7/16	34,550.48	7/16	34,777.48	7/16	35,004.58	7/16	35,231.75	7/16	35,459.01	7/16	35,686.41
1/2	34,557.57	1/2	34,784.57	1/2	35,011.68	1/2	35,238.85	1/2	35,466.12	1/2	35,693.52
9/16	34,564.67	9/16	34,791.67	9/16	35,018.77	9/16	35,245.94	9/16	35,473.22	9/16	35,700.63
5/8	34,571.76	5/8	34,798.76	5/8	35,025.87	5/8	35,253.04	5/8	35,480.33	5/8	35,707.74
11/16	34,578.85	11/16	34,805.86	11/16	35,032.97	11/16	35,260.14	11/16	35,487.43	11/16	35,714.85
3/4	34,585.94	3/4	34,812.96	3/4	35,040.07	3/4	35,267.24	3/4	35,494.54	3/4	35,721.95
13/16	34,593.04	13/16	34,820.05	13/16	35,047.17	13/16	35,274.33	13/16	35,501.64	13/16	35,729.06
7/8	34,600.13	7/8	34,827.15	7/8	35,054.27	7/8	35,281.43	7/8	35,508.75	7/8	35,736.17
15/16	34,607.22	15/16	34,834.24	15/16	35,061.36	15/16	35,288.53	15/16	35,515.85	15/16	35,743.28

This chart is Certified for Tank: 15 only. No changes are permissible without the written consent of GAUGE POINT CALIBRATION.

For calibration specification information, see certificate on page 1.

Tank No: 15
GAUGE POINT CALIBRATION
1-800-205-TANK

Red Hill, Pearl Harbor, Hawaii

Issue Date: 11/1/2005

Capacities given in barrels of 42 U.S. gallons.

Gauge Height: 257'-00 5/8"

in/in	42 FT	in/in	42 FT	in/in	42 FT	in/in	42 FT	in/in	42 FT	in/in	43 FT
2	35,750.39	4	35,977.92	6	36,205.55	8	36,433.29	10	36,661.12	0	36,889.06
1/16	35,757.50	1/16	35,985.03	1/16	36,212.67	1/16	36,440.41	1/16	36,668.25	1/16	36,896.19
1/8	35,764.61	1/8	35,992.14	1/8	36,219.78	1/8	36,447.52	1/8	36,675.37	1/8	36,903.31
3/16	35,771.72	3/16	35,999.26	3/16	36,226.90	3/16	36,454.64	3/16	36,682.49	3/16	36,910.44
1/4	35,778.83	1/4	36,006.37	1/4	36,234.02	1/4	36,461.76	1/4	36,689.61	1/4	36,917.56
5/16	35,785.93	5/16	36,013.48	5/16	36,241.13	5/16	36,468.88	5/16	36,696.73	5/16	36,924.69
3/8	35,793.04	3/8	36,020.60	3/8	36,248.25	3/8	36,476.00	3/8	36,703.86	3/8	36,931.81
7/16	35,800.15	7/16	36,027.71	7/16	36,255.36	7/16	36,483.12	7/16	36,710.98	7/16	36,938.94
1/2	35,807.26	1/2	36,034.82	1/2	36,262.48	1/2	36,490.24	1/2	36,718.10	1/2	36,946.06
9/16	35,814.37	9/16	36,041.93	9/16	36,269.60	9/16	36,497.36	9/16	36,725.22	9/16	36,953.19
5/8	35,821.48	5/8	36,049.05	5/8	36,276.71	5/8	36,504.48	5/8	36,732.35	5/8	36,960.31
11/16	35,828.59	11/16	36,056.16	11/16	36,283.83	11/16	36,511.60	11/16	36,739.47	11/16	36,967.44
3/4	35,835.70	3/4	36,063.27	3/4	36,290.94	3/4	36,518.72	3/4	36,746.59	3/4	36,974.57
13/16	35,842.81	13/16	36,070.38	13/16	36,298.06	13/16	36,525.83	13/16	36,753.71	13/16	36,981.69
7/8	35,849.92	7/8	36,077.50	7/8	36,305.17	7/8	36,532.95	7/8	36,760.83	7/8	36,988.82
15/16	35,857.03	15/16	36,084.61	15/16	36,312.29	15/16	36,540.07	15/16	36,767.96	15/16	36,995.94
3	35,864.14	5	36,091.72	7	36,319.41	9	36,547.19	11	36,775.08	1	37,003.07
1/16	35,871.25	1/16	36,098.84	1/16	36,326.52	1/16	36,554.31	1/16	36,782.20	1/16	37,010.19
1/8	35,878.36	1/8	36,105.95	1/8	36,333.64	1/8	36,561.43	1/8	36,789.33	1/8	37,017.32
3/16	35,885.47	3/16	36,113.07	3/16	36,340.76	3/16	36,568.55	3/16	36,796.45	3/16	37,024.45
1/4	35,892.58	1/4	36,120.18	1/4	36,347.88	1/4	36,575.67	1/4	36,803.57	1/4	37,031.58
5/16	35,899.70	5/16	36,127.29	5/16	36,354.99	5/16	36,582.80	5/16	36,810.70	5/16	37,038.70
3/8	35,906.81	3/8	36,134.41	3/8	36,362.11	3/8	36,589.92	3/8	36,817.82	3/8	37,045.83
7/16	35,913.92	7/16	36,141.52	7/16	36,369.23	7/16	36,597.04	7/16	36,824.95	7/16	37,052.96
1/2	35,921.03	1/2	36,148.64	1/2	36,376.35	1/2	36,604.16	1/2	36,832.07	1/2	37,060.08
9/16	35,928.14	9/16	36,155.75	9/16	36,383.46	9/16	36,611.28	9/16	36,839.19	9/16	37,067.21
5/8	35,935.25	5/8	36,162.87	5/8	36,390.58	5/8	36,618.40	5/8	36,846.32	5/8	37,074.34
11/16	35,942.36	11/16	36,169.98	11/16	36,397.70	11/16	36,625.52	11/16	36,853.44	11/16	37,081.46
3/4	35,949.47	3/4	36,177.09	3/4	36,404.82	3/4	36,632.64	3/4	36,860.57	3/4	37,088.59
13/16	35,956.59	13/16	36,184.21	13/16	36,411.93	13/16	36,639.76	13/16	36,867.69	13/16	37,095.72
7/8	35,963.70	7/8	36,191.32	7/8	36,419.05	7/8	36,646.88	7/8	36,874.81	7/8	37,102.85
15/16	35,970.81	15/16	36,198.44	15/16	36,426.17	15/16	36,654.00	15/16	36,881.94	15/16	37,109.97

This chart is Certified for Tank: 15 only. No changes are permissible without the written consent of GAUGE POINT CALIBRATION.

For calibration specification information, see certificate on page 1.

Tank No: 15
GAUGE POINT CALIBRATION
1-800-205-TANK

Red Hill, Pearl Harbor, Hawaii

Issue Date: 11/1/2005

Capacities given in barrels of 42 U.S. gallons.

Gauge Height: 257'-00 5/8"

in/in	43 FT	in/in	43 FT	in/in	43 FT	in/in	43 FT	in/in	43 FT	in/in	44 FT
2	37,117.10	4	37,345.24	6	37,573.48	8	37,801.83	10	38,030.27	0	38,258.82
1/16	37,124.23	1/16	37,352.37	1/16	37,580.62	1/16	37,808.96	1/16	38,037.41	1/16	38,265.96
1/8	37,131.36	1/8	37,359.50	1/8	37,587.75	1/8	37,816.10	1/8	38,044.55	1/8	38,273.11
3/16	37,138.49	3/16	37,366.64	3/16	37,594.89	3/16	37,823.24	3/16	38,051.70	3/16	38,280.25
1/4	37,145.61	1/4	37,373.77	1/4	37,602.02	1/4	37,830.38	1/4	38,058.84	1/4	38,287.40
5/16	37,152.74	5/16	37,380.90	5/16	37,609.16	5/16	37,837.52	5/16	38,065.98	5/16	38,294.54
3/8	37,159.87	3/8	37,388.03	3/8	37,616.29	3/8	37,844.66	3/8	38,073.12	3/8	38,301.69
7/16	37,167.00	7/16	37,395.16	7/16	37,623.43	7/16	37,851.79	7/16	38,080.26	7/16	38,308.83
1/2	37,174.13	1/2	37,402.29	1/2	37,630.56	1/2	37,858.93	1/2	38,087.40	1/2	38,315.98
9/16	37,181.26	9/16	37,409.43	9/16	37,637.70	9/16	37,866.07	9/16	38,094.54	9/16	38,323.12
5/8	37,188.39	5/8	37,416.56	5/8	37,644.83	5/8	37,873.21	5/8	38,101.69	5/8	38,330.26
11/16	37,195.51	11/16	37,423.69	11/16	37,651.97	11/16	37,880.35	11/16	38,108.83	11/16	38,337.41
3/4	37,202.64	3/4	37,430.82	3/4	37,659.10	3/4	37,887.48	3/4	38,115.97	3/4	38,344.55
13/16	37,209.77	13/16	37,437.95	13/16	37,666.24	13/16	37,894.62	13/16	38,123.11	13/16	38,351.70
7/8	37,216.90	7/8	37,445.09	7/8	37,673.37	7/8	37,901.76	7/8	38,130.25	7/8	38,358.84
15/16	37,224.03	15/16	37,452.22	15/16	37,680.51	15/16	37,908.90	15/16	38,137.39	15/16	38,365.99
3	37,231.16	5	37,459.35	7	37,687.64	9	37,916.04	11	38,144.53	1	38,373.13
1/16	37,238.29	1/16	37,466.48	1/16	37,694.78	1/16	37,923.18	1/16	38,151.68	1/16	38,380.28
1/8	37,245.42	1/8	37,473.62	1/8	37,701.92	1/8	37,930.32	1/8	38,158.82	1/8	38,387.42
3/16	37,252.55	3/16	37,480.75	3/16	37,709.05	3/16	37,937.46	3/16	38,165.96	3/16	38,394.57
1/4	37,259.68	1/4	37,487.88	1/4	37,716.19	1/4	37,944.60	1/4	38,173.10	1/4	38,401.72
5/16	37,266.81	5/16	37,495.02	5/16	37,723.32	5/16	37,951.74	5/16	38,180.25	5/16	38,408.86
3/8	37,273.94	3/8	37,502.15	3/8	37,730.46	3/8	37,958.88	3/8	38,187.39	3/8	38,416.01
7/16	37,281.07	7/16	37,509.28	7/16	37,737.60	7/16	37,966.01	7/16	38,194.53	7/16	38,423.15
1/2	37,288.20	1/2	37,516.42	1/2	37,744.73	1/2	37,973.15	1/2	38,201.68	1/2	38,430.30
9/16	37,295.33	9/16	37,523.55	9/16	37,751.87	9/16	37,980.29	9/16	38,208.82	9/16	38,437.45
5/8	37,302.46	5/8	37,530.68	5/8	37,759.01	5/8	37,987.43	5/8	38,215.96	5/8	38,444.59
11/16	37,309.59	11/16	37,537.82	11/16	37,766.14	11/16	37,994.57	11/16	38,223.10	11/16	38,451.74
3/4	37,316.72	3/4	37,544.95	3/4	37,773.28	3/4	38,001.71	3/4	38,230.25	3/4	38,458.88
13/16	37,323.85	13/16	37,552.08	13/16	37,780.42	13/16	38,008.85	13/16	38,237.39	13/16	38,466.03
7/8	37,330.98	7/8	37,559.22	7/8	37,787.55	7/8	38,015.99	7/8	38,244.53	7/8	38,473.18
15/16	37,338.11	15/16	37,566.35	15/16	37,794.69	15/16	38,023.13	15/16	38,251.68	15/16	38,480.32

This chart is Certified for Tank: 15 only. No changes are permissible without the written consent of GAUGE POINT CALIBRATION.

For calibration specification information, see certificate on page 1.

Tank No: 15
GAUGE POINT CALIBRATION
1-800-205-TANK

Red Hill, Pearl Harbor, Hawaii

Issue Date: 11/1/2005

Capacities given in barrels of 42 U.S. gallons.

Gauge Height: 257'-00 5/8"

in/in	44 FT	in/in	44 FT	in/in	44 FT	in/in	44 FT	in/in	44 FT	in/in	45 FT
2	38,487.47	4	38,716.22	6	38,945.07	8	39,174.02	10	39,403.08	0	39,632.24
1/16	38,494.62	1/16	38,723.37	1/16	38,952.22	1/16	39,181.18	1/16	39,410.24	1/16	39,639.40
1/8	38,501.76	1/8	38,730.52	1/8	38,959.38	1/8	39,188.34	1/8	39,417.40	1/8	39,646.56
3/16	38,508.91	3/16	38,737.67	3/16	38,966.53	3/16	39,195.50	3/16	39,424.56	3/16	39,653.73
1/4	38,516.06	1/4	38,744.82	1/4	38,973.69	1/4	39,202.65	1/4	39,431.72	1/4	39,660.89
5/16	38,523.21	5/16	38,751.97	5/16	38,980.84	5/16	39,209.81	5/16	39,438.88	5/16	39,668.06
3/8	38,530.35	3/8	38,759.12	3/8	38,987.99	3/8	39,216.97	3/8	39,446.04	3/8	39,675.22
7/16	38,537.50	7/16	38,766.27	7/16	38,995.15	7/16	39,224.12	7/16	39,453.20	7/16	39,682.38
1/2	38,544.65	1/2	38,773.43	1/2	39,002.30	1/2	39,231.28	1/2	39,460.36	1/2	39,689.55
9/16	38,551.80	9/16	38,780.58	9/16	39,009.46	9/16	39,238.44	9/16	39,467.52	9/16	39,696.71
5/8	38,558.94	5/8	38,787.73	5/8	39,016.61	5/8	39,245.60	5/8	39,474.68	5/8	39,703.87
11/16	38,566.09	11/16	38,794.88	11/16	39,023.76	11/16	39,252.75	11/16	39,481.84	11/16	39,711.04
3/4	38,573.24	3/4	38,802.03	3/4	39,030.92	3/4	39,259.91	3/4	39,489.00	3/4	39,718.20
13/16	38,580.39	13/16	38,809.18	13/16	39,038.07	13/16	39,267.07	13/16	39,496.17	13/16	39,725.36
7/8	38,587.54	7/8	38,816.33	7/8	39,045.23	7/8	39,274.23	7/8	39,503.33	7/8	39,732.53
15/16	38,594.68	15/16	38,823.48	15/16	39,052.38	15/16	39,281.38	15/16	39,510.49	15/16	39,739.69
3	38,601.83	5	38,830.63	7	39,059.53	9	39,288.54	11	39,517.65	1	39,746.85
1/16	38,608.98	1/16	38,837.78	1/16	39,066.69	1/16	39,295.70	1/16	39,524.81	1/16	39,754.02
1/8	38,616.13	1/8	38,844.94	1/8	39,073.85	1/8	39,302.86	1/8	39,531.97	1/8	39,761.18
3/16	38,623.28	3/16	38,852.09	3/16	39,081.00	3/16	39,310.02	3/16	39,539.13	3/16	39,768.35
1/4	38,630.43	1/4	38,859.24	1/4	39,088.16	1/4	39,317.17	1/4	39,546.29	1/4	39,775.51
5/16	38,637.58	5/16	38,866.39	5/16	39,095.31	5/16	39,324.33	5/16	39,553.46	5/16	39,782.68
3/8	38,644.73	3/8	38,873.55	3/8	39,102.47	3/8	39,331.49	3/8	39,560.62	3/8	39,789.85
7/16	38,651.88	7/16	38,880.70	7/16	39,109.62	7/16	39,338.65	7/16	39,567.78	7/16	39,797.01
1/2	38,659.02	1/2	38,887.85	1/2	39,116.78	1/2	39,345.81	1/2	39,574.94	1/2	39,804.18
9/16	38,666.17	9/16	38,895.00	9/16	39,123.94	9/16	39,352.97	9/16	39,582.10	9/16	39,811.34
5/8	38,673.32	5/8	38,902.16	5/8	39,131.09	5/8	39,360.13	5/8	39,589.27	5/8	39,818.51
11/16	38,680.47	11/16	38,909.31	11/16	39,138.25	11/16	39,367.29	11/16	39,596.43	11/16	39,825.67
3/4	38,687.62	3/4	38,916.46	3/4	39,145.40	3/4	39,374.45	3/4	39,603.59	3/4	39,832.84
13/16	38,694.77	13/16	38,923.61	13/16	39,152.56	13/16	39,381.60	13/16	39,610.75	13/16	39,840.00
7/8	38,701.92	7/8	38,930.77	7/8	39,159.71	7/8	39,388.76	7/8	39,617.91	7/8	39,847.17
15/16	38,709.07	15/16	38,937.92	15/16	39,166.87	15/16	39,395.92	15/16	39,625.08	15/16	39,854.33

This chart is Certified for Tank: 15 only. No changes are permissible without the written consent of GAUGE POINT CALIBRATION.

For calibration specification information, see certificate on page 1.

Tank No: 15
GAUGE POINT CALIBRATION
1-800-205-TANK

Red Hill, Pearl Harbor, Hawaii

Issue Date: 11/1/2005

Capacities given in barrels of 42 U.S. gallons.

Gauge Height: 257'-00 5/8"

in/in	45 FT	in/in	45 FT	in/in	45 FT	in/in	45 FT	in/in	45 FT	in/in	46 FT
2	39,861.50	4	40,090.86	6	40,320.32	8	40,549.89	10	40,779.55	0	41,009.32
1/16	39,868.66	1/16	40,098.03	1/16	40,327.49	1/16	40,557.06	1/16	40,786.73	1/16	41,016.50
1/8	39,875.83	1/8	40,105.20	1/8	40,334.67	1/8	40,564.24	1/8	40,793.91	1/8	41,023.69
3/16	39,883.00	3/16	40,112.37	3/16	40,341.84	3/16	40,571.41	3/16	40,801.09	3/16	41,030.87
1/4	39,890.16	1/4	40,119.54	1/4	40,349.01	1/4	40,578.59	1/4	40,808.27	1/4	41,038.05
5/16	39,897.33	5/16	40,126.71	5/16	40,356.19	5/16	40,585.77	5/16	40,815.45	5/16	41,045.23
3/8	39,904.50	3/8	40,133.88	3/8	40,363.36	3/8	40,592.94	3/8	40,822.63	3/8	41,052.42
7/16	39,911.66	7/16	40,141.05	7/16	40,370.53	7/16	40,600.12	7/16	40,829.81	7/16	41,059.60
1/2	39,918.83	1/2	40,148.22	1/2	40,377.71	1/2	40,607.30	1/2	40,836.99	1/2	41,066.78
9/16	39,926.00	9/16	40,155.39	9/16	40,384.88	9/16	40,614.47	9/16	40,844.17	9/16	41,073.96
5/8	39,933.16	5/8	40,162.56	5/8	40,392.05	5/8	40,621.65	5/8	40,851.35	5/8	41,081.15
11/16	39,940.33	11/16	40,169.73	11/16	40,399.22	11/16	40,628.82	11/16	40,858.53	11/16	41,088.33
3/4	39,947.50	3/4	40,176.90	3/4	40,406.40	3/4	40,636.00	3/4	40,865.71	3/4	41,095.51
13/16	39,954.66	13/16	40,184.07	13/16	40,413.57	13/16	40,643.18	13/16	40,872.88	13/16	41,102.69
7/8	39,961.83	7/8	40,191.24	7/8	40,420.74	7/8	40,650.35	7/8	40,880.06	7/8	41,109.88
15/16	39,969.00	15/16	40,198.41	15/16	40,427.92	15/16	40,657.53	15/16	40,887.24	15/16	41,117.06
3	39,976.16	5	40,205.58	7	40,435.09	9	40,664.71	11	40,894.42	1	41,124.24
1/16	39,983.33	1/16	40,212.75	1/16	40,442.26	1/16	40,671.88	1/16	40,901.60	1/16	41,131.43
1/8	39,990.50	1/8	40,219.92	1/8	40,449.44	1/8	40,679.06	1/8	40,908.79	1/8	41,138.61
3/16	39,997.67	3/16	40,227.09	3/16	40,456.61	3/16	40,686.24	3/16	40,915.97	3/16	41,145.80
1/4	40,004.84	1/4	40,234.26	1/4	40,463.79	1/4	40,693.42	1/4	40,923.15	1/4	41,152.98
5/16	40,012.01	5/16	40,241.43	5/16	40,470.96	5/16	40,700.60	5/16	40,930.33	5/16	41,160.16
3/8	40,019.17	3/8	40,248.61	3/8	40,478.14	3/8	40,707.77	3/8	40,937.51	3/8	41,167.35
7/16	40,026.34	7/16	40,255.78	7/16	40,485.31	7/16	40,714.95	7/16	40,944.69	7/16	41,174.53
1/2	40,033.51	1/2	40,262.95	1/2	40,492.49	1/2	40,722.13	1/2	40,951.87	1/2	41,181.72
9/16	40,040.68	9/16	40,270.12	9/16	40,499.66	9/16	40,729.31	9/16	40,959.05	9/16	41,188.90
5/8	40,047.85	5/8	40,277.29	5/8	40,506.84	5/8	40,736.48	5/8	40,966.23	5/8	41,196.09
11/16	40,055.02	11/16	40,284.46	11/16	40,514.01	11/16	40,743.66	11/16	40,973.41	11/16	41,203.27
3/4	40,062.18	3/4	40,291.63	3/4	40,521.19	3/4	40,750.84	3/4	40,980.60	3/4	41,210.45
13/16	40,069.35	13/16	40,298.81	13/16	40,528.36	13/16	40,758.02	13/16	40,987.78	13/16	41,217.64
7/8	40,076.52	7/8	40,305.98	7/8	40,535.54	7/8	40,765.20	7/8	40,994.96	7/8	41,224.82
15/16	40,083.69	15/16	40,313.15	15/16	40,542.71	15/16	40,772.37	15/16	41,002.14	15/16	41,232.01

This chart is Certified for Tank: 15 only. No changes are permissible without the written consent of GAUGE POINT CALIBRATION.

For calibration specification information, see certificate on page 1.

Tank No: 15
GAUGE POINT CALIBRATION
1-800-205-TANK

Red Hill, Pearl Harbor, Hawaii

Issue Date: 11/1/2005

Capacities given in barrels of 42 U.S. gallons.

Gauge Height: 257'-00 5/8"

in/in	46 FT	in/in	46 FT	in/in	46 FT	in/in	46 FT	in/in	46 FT	in/in	47 FT
2	41,239.19	4	41,469.16	6	41,699.24	8	41,929.41	10	42,159.69	0	42,390.07
1/16	41,246.38	1/16	41,476.35	1/16	41,706.43	1/16	41,936.61	1/16	42,166.89	1/16	42,397.27
1/8	41,253.56	1/8	41,483.54	1/8	41,713.62	1/8	41,943.80	1/8	42,174.09	1/8	42,404.48
3/16	41,260.75	3/16	41,490.73	3/16	41,720.81	3/16	41,951.00	3/16	42,181.29	3/16	42,411.68
1/4	41,267.93	1/4	41,497.92	1/4	41,728.01	1/4	41,958.20	1/4	42,188.49	1/4	42,418.88
5/16	41,275.12	5/16	41,505.11	5/16	41,735.20	5/16	41,965.39	5/16	42,195.68	5/16	42,426.08
3/8	41,282.31	3/8	41,512.30	3/8	41,742.39	3/8	41,972.59	3/8	42,202.88	3/8	42,433.28
7/16	41,289.49	7/16	41,519.49	7/16	41,749.58	7/16	41,979.78	7/16	42,210.08	7/16	42,440.48
1/2	41,296.68	1/2	41,526.68	1/2	41,756.77	1/2	41,986.98	1/2	42,217.28	1/2	42,447.69
9/16	41,303.86	9/16	41,533.86	9/16	41,763.97	9/16	41,994.17	9/16	42,224.48	9/16	42,454.89
5/8	41,311.05	5/8	41,541.05	5/8	41,771.16	5/8	42,001.37	5/8	42,231.68	5/8	42,462.09
11/16	41,318.23	11/16	41,548.24	11/16	41,778.35	11/16	42,008.56	11/16	42,238.88	11/16	42,469.29
3/4	41,325.42	3/4	41,555.43	3/4	41,785.54	3/4	42,015.76	3/4	42,246.07	3/4	42,476.49
13/16	41,332.61	13/16	41,562.62	13/16	41,792.74	13/16	42,022.95	13/16	42,253.27	13/16	42,483.70
7/8	41,339.79	7/8	41,569.81	7/8	41,799.93	7/8	42,030.15	7/8	42,260.47	7/8	42,490.90
15/16	41,346.98	15/16	41,577.00	15/16	41,807.12	15/16	42,037.34	15/16	42,267.67	15/16	42,498.10
3	41,354.16	5	41,584.19	7	41,814.31	9	42,044.54	11	42,274.87	1	42,505.30
1/16	41,361.35	1/16	41,591.38	1/16	41,821.51	1/16	42,051.74	1/16	42,282.07	1/16	42,512.50
1/8	41,368.54	1/8	41,598.57	1/8	41,828.70	1/8	42,058.93	1/8	42,289.27	1/8	42,519.71
3/16	41,375.73	3/16	41,605.76	3/16	41,835.89	3/16	42,066.13	3/16	42,296.47	3/16	42,526.91
1/4	41,382.91	1/4	41,612.95	1/4	41,843.09	1/4	42,073.33	1/4	42,303.67	1/4	42,534.11
5/16	41,390.10	5/16	41,620.14	5/16	41,850.28	5/16	42,080.52	5/16	42,310.87	5/16	42,541.32
3/8	41,397.29	3/8	41,627.33	3/8	41,857.48	3/8	42,087.72	3/8	42,318.07	3/8	42,548.52
7/16	41,404.48	7/16	41,634.52	7/16	41,864.67	7/16	42,094.92	7/16	42,325.27	7/16	42,555.72
1/2	41,411.66	1/2	41,641.71	1/2	41,871.86	1/2	42,102.12	1/2	42,332.47	1/2	42,562.93
9/16	41,418.85	9/16	41,648.90	9/16	41,879.06	9/16	42,109.31	9/16	42,339.67	9/16	42,570.13
5/8	41,426.04	5/8	41,656.09	5/8	41,886.25	5/8	42,116.51	5/8	42,346.87	5/8	42,577.33
11/16	41,433.23	11/16	41,663.28	11/16	41,893.44	11/16	42,123.71	11/16	42,354.07	11/16	42,584.54
3/4	41,440.41	3/4	41,670.47	3/4	41,900.64	3/4	42,130.90	3/4	42,361.27	3/4	42,591.74
13/16	41,447.60	13/16	41,677.67	13/16	41,907.83	13/16	42,138.10	13/16	42,368.47	13/16	42,598.94
7/8	41,454.79	7/8	41,684.86	7/8	41,915.03	7/8	42,145.30	7/8	42,375.67	7/8	42,606.15
15/16	41,461.98	15/16	41,692.05	15/16	41,922.22	15/16	42,152.49	15/16	42,382.87	15/16	42,613.35

This chart is Certified for Tank: 15 only. No changes are permissible without the written consent of GAUGE POINT CALIBRATION.

For calibration specification information, see certificate on page 1.

Tank No: 15
GAUGE POINT CALIBRATION
1-800-205-TANK

Red Hill, Pearl Harbor, Hawaii

Issue Date: 11/1/2005

Capacities given in barrels of 42 U.S. gallons.

Gauge Height: 257'-00 5/8"

in/in	47 FT	in/in	47 FT	in/in	47 FT	in/in	47 FT	in/in	47 FT	in/in	48 FT
2	42,620.55	4	42,851.14	6	43,081.83	8	43,312.61	10	43,543.51	0	43,774.50
1/16	42,627.76	1/16	42,858.35	1/16	43,089.04	1/16	43,319.83	1/16	43,550.72	1/16	43,781.72
1/8	42,634.96	1/8	42,865.56	1/8	43,096.25	1/8	43,327.04	1/8	43,557.94	1/8	43,788.94
3/16	42,642.17	3/16	42,872.76	3/16	43,103.46	3/16	43,334.26	3/16	43,565.16	3/16	43,796.16
1/4	42,649.37	1/4	42,879.97	1/4	43,110.67	1/4	43,341.47	1/4	43,572.38	1/4	43,803.38
5/16	42,656.58	5/16	42,887.18	5/16	43,117.88	5/16	43,348.69	5/16	43,579.59	5/16	43,810.60
3/8	42,663.78	3/8	42,894.39	3/8	43,125.09	3/8	43,355.90	3/8	43,586.81	3/8	43,817.82
7/16	42,670.99	7/16	42,901.60	7/16	43,132.30	7/16	43,363.12	7/16	43,594.03	7/16	43,825.04
1/2	42,678.19	1/2	42,908.80	1/2	43,139.52	1/2	43,370.33	1/2	43,601.25	1/2	43,832.27
9/16	42,685.40	9/16	42,916.01	9/16	43,146.73	9/16	43,377.55	9/16	43,608.46	9/16	43,839.49
5/8	42,692.60	5/8	42,923.22	5/8	43,153.94	5/8	43,384.76	5/8	43,615.68	5/8	43,846.71
11/16	42,699.81	11/16	42,930.43	11/16	43,161.15	11/16	43,391.97	11/16	43,622.90	11/16	43,853.93
3/4	42,707.01	3/4	42,937.64	3/4	43,168.36	3/4	43,399.19	3/4	43,630.12	3/4	43,861.15
13/16	42,714.22	13/16	42,944.85	13/16	43,175.57	13/16	43,406.40	13/16	43,637.34	13/16	43,868.37
7/8	42,721.42	7/8	42,952.05	7/8	43,182.78	7/8	43,413.62	7/8	43,644.55	7/8	43,875.59
15/16	42,728.63	15/16	42,959.26	15/16	43,190.00	15/16	43,420.83	15/16	43,651.77	15/16	43,882.81
3	42,735.83	5	42,966.47	7	43,197.21	9	43,428.05	11	43,658.99	1	43,890.03
1/16	42,743.04	1/16	42,973.68	1/16	43,204.42	1/16	43,435.26	1/16	43,666.21	1/16	43,897.26
1/8	42,750.25	1/8	42,980.89	1/8	43,211.63	1/8	43,442.48	1/8	43,673.43	1/8	43,904.48
3/16	42,757.45	3/16	42,988.10	3/16	43,218.85	3/16	43,449.70	3/16	43,680.65	3/16	43,911.70
1/4	42,764.66	1/4	42,995.31	1/4	43,226.06	1/4	43,456.91	1/4	43,687.87	1/4	43,918.92
5/16	42,771.87	5/16	43,002.52	5/16	43,233.27	5/16	43,464.13	5/16	43,695.09	5/16	43,926.15
3/8	42,779.07	3/8	43,009.73	3/8	43,240.48	3/8	43,471.34	3/8	43,702.30	3/8	43,933.37
7/16	42,786.28	7/16	43,016.94	7/16	43,247.70	7/16	43,478.56	7/16	43,709.52	7/16	43,940.59
1/2	42,793.49	1/2	43,024.15	1/2	43,254.91	1/2	43,485.78	1/2	43,716.74	1/2	43,947.81
9/16	42,800.69	9/16	43,031.36	9/16	43,262.12	9/16	43,492.99	9/16	43,723.96	9/16	43,955.04
5/8	42,807.90	5/8	43,038.57	5/8	43,269.34	5/8	43,500.21	5/8	43,731.18	5/8	43,962.26
11/16	42,815.11	11/16	43,045.78	11/16	43,276.55	11/16	43,507.42	11/16	43,738.40	11/16	43,969.48
3/4	42,822.31	3/4	43,052.99	3/4	43,283.76	3/4	43,514.64	3/4	43,745.62	3/4	43,976.70
13/16	42,829.52	13/16	43,060.20	13/16	43,290.98	13/16	43,521.86	13/16	43,752.84	13/16	43,983.93
7/8	42,836.73	7/8	43,067.41	7/8	43,298.19	7/8	43,529.07	7/8	43,760.06	7/8	43,991.15
15/16	42,843.93	15/16	43,074.62	15/16	43,305.40	15/16	43,536.29	15/16	43,767.28	15/16	43,998.37

This chart is Certified for Tank: 15 only. No changes are permissible without the written consent of GAUGE POINT CALIBRATION.

For calibration specification information, see certificate on page 1.

Tank No: 15
GAUGE POINT CALIBRATION
1-800-205-TANK

Red Hill, Pearl Harbor, Hawaii

Issue Date: 11/1/2005

Capacities given in barrels of 42 U.S. gallons.

Gauge Height: 257'-00 5/8"

in/in	48 FT	in/in	48 FT	in/in	48 FT	in/in	48 FT	in/in	48 FT	in/in	49 FT
2	44,005.59	4	44,236.79	6	44,468.09	8	44,700.34	10	44,933.46	0	45,166.59
1/16	44,012.82	1/16	44,244.02	1/16	44,475.32	1/16	44,707.63	1/16	44,940.75	1/16	45,173.87
1/8	44,020.04	1/8	44,251.25	1/8	44,482.55	1/8	44,714.91	1/8	44,948.03	1/8	45,181.16
3/16	44,027.27	3/16	44,258.47	3/16	44,489.78	3/16	44,722.20	3/16	44,955.32	3/16	45,188.44
1/4	44,034.49	1/4	44,265.70	1/4	44,497.01	1/4	44,729.48	1/4	44,962.60	1/4	45,195.73
5/16	44,041.71	5/16	44,272.93	5/16	44,504.24	5/16	44,736.77	5/16	44,969.89	5/16	45,203.01
3/8	44,048.94	3/8	44,280.15	3/8	44,511.47	3/8	44,744.05	3/8	44,977.17	3/8	45,210.30
7/16	44,056.16	7/16	44,287.38	7/16	44,518.70	7/16	44,751.34	7/16	44,984.46	7/16	45,217.58
1/2	44,063.39	1/2	44,294.61	1/2	44,525.93	1/2	44,758.62	1/2	44,991.74	1/2	45,224.87
9/16	44,070.61	9/16	44,301.84	9/16	44,533.17	9/16	44,765.91	9/16	44,999.03	9/16	45,232.15
5/8	44,077.83	5/8	44,309.06	5/8	44,540.40	5/8	44,773.19	5/8	45,006.31	5/8	45,239.44
11/16	44,085.06	11/16	44,316.29	11/16	44,547.63	11/16	44,780.48	11/16	45,013.60	11/16	45,246.72
3/4	44,092.28	3/4	44,323.52	3/4	44,554.86	3/4	44,787.76	3/4	45,020.88	3/4	45,254.01
13/16	44,099.51	13/16	44,330.75	13/16	44,562.09	13/16	44,795.05	13/16	45,028.17	13/16	45,261.29
7/8	44,106.73	7/8	44,337.97	7/8	44,569.32	7/8	44,802.33	7/8	45,035.45	7/8	45,268.58
15/16	44,113.96	15/16	44,345.20	15/16	44,576.55	15/16	44,809.62	15/16	45,042.74	15/16	45,275.86
3	44,121.18	5	44,352.43	7	44,583.78	9	44,816.90	11	45,050.02	1	45,283.15
1/16	44,128.41	1/16	44,359.66	1/16	44,591.06	1/16	44,824.19	1/16	45,057.31	1/16	45,290.43
1/8	44,135.63	1/8	44,366.89	1/8	44,598.35	1/8	44,831.47	1/8	45,064.59	1/8	45,297.72
3/16	44,142.86	3/16	44,374.11	3/16	44,605.63	3/16	44,838.76	3/16	45,071.88	3/16	45,305.00
1/4	44,150.08	1/4	44,381.34	1/4	44,612.92	1/4	44,846.04	1/4	45,079.17	1/4	45,312.29
5/16	44,157.31	5/16	44,388.57	5/16	44,620.20	5/16	44,853.33	5/16	45,086.45	5/16	45,319.57
3/8	44,164.53	3/8	44,395.80	3/8	44,627.49	3/8	44,860.61	3/8	45,093.74	3/8	45,326.86
7/16	44,171.76	7/16	44,403.03	7/16	44,634.77	7/16	44,867.90	7/16	45,101.02	7/16	45,334.14
1/2	44,178.99	1/2	44,410.26	1/2	44,642.06	1/2	44,875.18	1/2	45,108.31	1/2	45,341.43
9/16	44,186.21	9/16	44,417.49	9/16	44,649.34	9/16	44,882.47	9/16	45,115.59	9/16	45,348.71
5/8	44,193.44	5/8	44,424.72	5/8	44,656.63	5/8	44,889.75	5/8	45,122.88	5/8	45,356.00
11/16	44,200.66	11/16	44,431.95	11/16	44,663.91	11/16	44,897.04	11/16	45,130.16	11/16	45,363.28
3/4	44,207.89	3/4	44,439.17	3/4	44,671.20	3/4	44,904.32	3/4	45,137.45	3/4	45,370.57
13/16	44,215.11	13/16	44,446.40	13/16	44,678.48	13/16	44,911.61	13/16	45,144.73	13/16	45,377.85
7/8	44,222.34	7/8	44,453.63	7/8	44,685.77	7/8	44,918.89	7/8	45,152.02	7/8	45,385.14
15/16	44,229.57	15/16	44,460.86	15/16	44,693.06	15/16	44,926.18	15/16	45,159.30	15/16	45,392.42

This chart is Certified for Tank: 15 only. No changes are permissible without the written consent of GAUGE POINT CALIBRATION.

For calibration specification information, see certificate on page 1.

Tank No: 15
GAUGE POINT CALIBRATION
1-800-205-TANK

Red Hill, Pearl Harbor, Hawaii

Issue Date: 11/1/2005

Capacities given in barrels of 42 U.S. gallons.

Gauge Height: 257'-00 5/8"

in/in	49 FT	in/in	49 FT	in/in	49 FT	in/in	49 FT	in/in	49 FT	in/in	50 FT
2	45,399.71	4	45,632.83	6	45,865.96	8	46,099.08	10	46,332.20	0	46,565.32
1/16	45,406.99	1/16	45,640.12	1/16	45,873.24	1/16	46,106.36	1/16	46,339.49	1/16	46,572.61
1/8	45,414.28	1/8	45,647.40	1/8	45,880.53	1/8	46,113.65	1/8	46,346.77	1/8	46,579.89
3/16	45,421.56	3/16	45,654.69	3/16	45,887.81	3/16	46,120.93	3/16	46,354.06	3/16	46,587.18
1/4	45,428.85	1/4	45,661.97	1/4	45,895.10	1/4	46,128.22	1/4	46,361.34	1/4	46,594.46
5/16	45,436.13	5/16	45,669.26	5/16	45,902.38	5/16	46,135.50	5/16	46,368.63	5/16	46,601.75
3/8	45,443.42	3/8	45,676.54	3/8	45,909.67	3/8	46,142.79	3/8	46,375.91	3/8	46,609.03
7/16	45,450.70	7/16	45,683.83	7/16	45,916.95	7/16	46,150.07	7/16	46,383.20	7/16	46,616.32
1/2	45,457.99	1/2	45,691.11	1/2	45,924.24	1/2	46,157.36	1/2	46,390.48	1/2	46,623.60
9/16	45,465.28	9/16	45,698.40	9/16	45,931.52	9/16	46,164.64	9/16	46,397.77	9/16	46,630.89
5/8	45,472.56	5/8	45,705.68	5/8	45,938.81	5/8	46,171.93	5/8	46,405.05	5/8	46,638.18
11/16	45,479.85	11/16	45,712.97	11/16	45,946.09	11/16	46,179.21	11/16	46,412.34	11/16	46,645.46
3/4	45,487.13	3/4	45,720.25	3/4	45,953.38	3/4	46,186.50	3/4	46,419.62	3/4	46,652.75
13/16	45,494.42	13/16	45,727.54	13/16	45,960.66	13/16	46,193.78	13/16	46,426.91	13/16	46,660.03
7/8	45,501.70	7/8	45,734.82	7/8	45,967.95	7/8	46,201.07	7/8	46,434.19	7/8	46,667.32
15/16	45,508.99	15/16	45,742.11	15/16	45,975.23	15/16	46,208.35	15/16	46,441.48	15/16	46,674.60
3	45,516.27	5	45,749.39	7	45,982.52	9	46,215.64	11	46,448.76	1	46,681.89
1/16	45,523.56	1/16	45,756.68	1/16	45,989.80	1/16	46,222.92	1/16	46,456.05	1/16	46,689.17
1/8	45,530.84	1/8	45,763.96	1/8	45,997.09	1/8	46,230.21	1/8	46,463.33	1/8	46,696.46
3/16	45,538.13	3/16	45,771.25	3/16	46,004.37	3/16	46,237.49	3/16	46,470.62	3/16	46,703.74
1/4	45,545.41	1/4	45,778.53	1/4	46,011.66	1/4	46,244.78	1/4	46,477.90	1/4	46,711.03
5/16	45,552.70	5/16	45,785.82	5/16	46,018.94	5/16	46,252.07	5/16	46,485.19	5/16	46,718.31
3/8	45,559.98	3/8	45,793.10	3/8	46,026.23	3/8	46,259.35	3/8	46,492.47	3/8	46,725.60
7/16	45,567.27	7/16	45,800.39	7/16	46,033.51	7/16	46,266.64	7/16	46,499.76	7/16	46,732.88
1/2	45,574.55	1/2	45,807.67	1/2	46,040.80	1/2	46,273.92	1/2	46,507.04	1/2	46,740.17
9/16	45,581.84	9/16	45,814.96	9/16	46,048.08	9/16	46,281.21	9/16	46,514.33	9/16	46,747.45
5/8	45,589.12	5/8	45,822.24	5/8	46,055.37	5/8	46,288.49	5/8	46,521.61	5/8	46,754.74
11/16	45,596.41	11/16	45,829.53	11/16	46,062.65	11/16	46,295.78	11/16	46,528.90	11/16	46,762.02
3/4	45,603.69	3/4	45,836.81	3/4	46,069.94	3/4	46,303.06	3/4	46,536.18	3/4	46,769.31
13/16	45,610.98	13/16	45,844.10	13/16	46,077.22	13/16	46,310.35	13/16	46,543.47	13/16	46,776.59
7/8	45,618.26	7/8	45,851.38	7/8	46,084.51	7/8	46,317.63	7/8	46,550.75	7/8	46,783.88
15/16	45,625.55	15/16	45,858.67	15/16	46,091.79	15/16	46,324.92	15/16	46,558.04	15/16	46,791.16

This chart is Certified for Tank: 15 only. No changes are permissible without the written consent of GAUGE POINT CALIBRATION.

For calibration specification information, see certificate on page 1.

Tank No: 15
GAUGE POINT CALIBRATION
1-800-205-TANK

Red Hill, Pearl Harbor, Hawaii

Issue Date: 11/1/2005

Capacities given in barrels of 42 U.S. gallons.

Gauge Height: 257'-00 5/8"

in/in	50 FT	in/in	50 FT	in/in	50 FT	in/in	50 FT	in/in	50 FT	in/in	51 FT
2	46,798.45	4	47,031.57	6	47,264.69	8	47,497.82	10	47,730.94	0	47,964.06
1/16	46,805.73	1/16	47,038.86	1/16	47,271.98	1/16	47,505.10	1/16	47,738.22	1/16	47,971.35
1/8	46,813.02	1/8	47,046.14	1/8	47,279.26	1/8	47,512.39	1/8	47,745.51	1/8	47,978.63
3/16	46,820.30	3/16	47,053.43	3/16	47,286.55	3/16	47,519.67	3/16	47,752.79	3/16	47,985.92
1/4	46,827.59	1/4	47,060.71	1/4	47,293.83	1/4	47,526.96	1/4	47,760.08	1/4	47,993.20
5/16	46,834.87	5/16	47,068.00	5/16	47,301.12	5/16	47,534.24	5/16	47,767.36	5/16	48,000.49
3/8	46,842.16	3/8	47,075.28	3/8	47,308.40	3/8	47,541.53	3/8	47,774.65	3/8	48,007.77
7/16	46,849.44	7/16	47,082.57	7/16	47,315.69	7/16	47,548.81	7/16	47,781.93	7/16	48,015.06
1/2	46,856.73	1/2	47,089.85	1/2	47,322.97	1/2	47,556.10	1/2	47,789.22	1/2	48,022.34
9/16	46,864.01	9/16	47,097.14	9/16	47,330.26	9/16	47,563.38	9/16	47,796.50	9/16	48,029.63
5/8	46,871.30	5/8	47,104.42	5/8	47,337.54	5/8	47,570.67	5/8	47,803.79	5/8	48,036.91
11/16	46,878.58	11/16	47,111.71	11/16	47,344.83	11/16	47,577.95	11/16	47,811.08	11/16	48,044.20
3/4	46,885.87	3/4	47,118.99	3/4	47,352.11	3/4	47,585.24	3/4	47,818.36	3/4	48,051.48
13/16	46,893.15	13/16	47,126.28	13/16	47,359.40	13/16	47,592.52	13/16	47,825.65	13/16	48,058.77
7/8	46,900.44	7/8	47,133.56	7/8	47,366.68	7/8	47,599.81	7/8	47,832.93	7/8	48,066.05
15/16	46,907.72	15/16	47,140.85	15/16	47,373.97	15/16	47,607.09	15/16	47,840.22	15/16	48,073.34
3	46,915.01	5	47,148.13	7	47,381.25	9	47,614.38	11	47,847.50	1	48,080.62
1/16	46,922.29	1/16	47,155.42	1/16	47,388.54	1/16	47,621.66	1/16	47,854.79	1/16	48,087.91
1/8	46,929.58	1/8	47,162.70	1/8	47,395.82	1/8	47,628.95	1/8	47,862.07	1/8	48,095.19
3/16	46,936.86	3/16	47,169.99	3/16	47,403.11	3/16	47,636.23	3/16	47,869.36	3/16	48,102.48
1/4	46,944.15	1/4	47,177.27	1/4	47,410.39	1/4	47,643.52	1/4	47,876.64	1/4	48,109.76
5/16	46,951.43	5/16	47,184.56	5/16	47,417.68	5/16	47,650.80	5/16	47,883.93	5/16	48,117.05
3/8	46,958.72	3/8	47,191.84	3/8	47,424.97	3/8	47,658.09	3/8	47,891.21	3/8	48,124.33
7/16	46,966.00	7/16	47,199.13	7/16	47,432.25	7/16	47,665.37	7/16	47,898.50	7/16	48,131.62
1/2	46,973.29	1/2	47,206.41	1/2	47,439.54	1/2	47,672.66	1/2	47,905.78	1/2	48,138.90
9/16	46,980.57	9/16	47,213.70	9/16	47,446.82	9/16	47,679.94	9/16	47,913.07	9/16	48,146.19
5/8	46,987.86	5/8	47,220.98	5/8	47,454.11	5/8	47,687.23	5/8	47,920.35	5/8	48,153.47
11/16	46,995.14	11/16	47,228.27	11/16	47,461.39	11/16	47,694.51	11/16	47,927.64	11/16	48,160.76
3/4	47,002.43	3/4	47,235.55	3/4	47,468.68	3/4	47,701.80	3/4	47,934.92	3/4	48,168.04
13/16	47,009.71	13/16	47,242.84	13/16	47,475.96	13/16	47,709.08	13/16	47,942.21	13/16	48,175.33
7/8	47,017.00	7/8	47,250.12	7/8	47,483.25	7/8	47,716.37	7/8	47,949.49	7/8	48,182.61
15/16	47,024.29	15/16	47,257.41	15/16	47,490.53	15/16	47,723.65	15/16	47,956.78	15/16	48,189.90

This chart is Certified for Tank: 15 only. No changes are permissible without the written consent of GAUGE POINT CALIBRATION.

For calibration specification information, see certificate on page 1.

Tank No: 15
GAUGE POINT CALIBRATION
1-800-205-TANK

Red Hill, Pearl Harbor, Hawaii

Issue Date: 11/1/2005

Capacities given in barrels of 42 U.S. gallons.

Gauge Height: 257'-00 5/8"

in/in	51 FT	in/in	51 FT	in/in	51 FT	in/in	51 FT	in/in	51 FT	in/in	52 FT
2	48,197.19	4	48,430.31	6	48,663.43	8	48,896.55	10	49,129.61	0	49,362.74
1/16	48,204.47	1/16	48,437.59	1/16	48,670.72	1/16	48,903.84	1/16	49,136.90	1/16	49,370.02
1/8	48,211.76	1/8	48,444.88	1/8	48,678.00	1/8	48,911.12	1/8	49,144.18	1/8	49,377.31
3/16	48,219.04	3/16	48,452.16	3/16	48,685.29	3/16	48,918.41	3/16	49,151.47	3/16	49,384.59
1/4	48,226.33	1/4	48,459.45	1/4	48,692.57	1/4	48,925.69	1/4	49,158.75	1/4	49,391.88
5/16	48,233.61	5/16	48,466.73	5/16	48,699.86	5/16	48,932.98	5/16	49,166.04	5/16	49,399.16
3/8	48,240.90	3/8	48,474.02	3/8	48,707.14	3/8	48,940.26	3/8	49,173.32	3/8	49,406.45
7/16	48,248.18	7/16	48,481.30	7/16	48,714.43	7/16	48,947.55	7/16	49,180.61	7/16	49,413.73
1/2	48,255.47	1/2	48,488.59	1/2	48,721.71	1/2	48,954.83	1/2	49,187.89	1/2	49,421.02
9/16	48,262.75	9/16	48,495.87	9/16	48,729.00	9/16	48,962.12	9/16	49,195.18	9/16	49,428.30
5/8	48,270.04	5/8	48,503.16	5/8	48,736.28	5/8	48,969.40	5/8	49,202.46	5/8	49,435.59
11/16	48,277.32	11/16	48,510.44	11/16	48,743.57	11/16	48,976.69	11/16	49,209.75	11/16	49,442.87
3/4	48,284.61	3/4	48,517.73	3/4	48,750.85	3/4	48,983.98	3/4	49,217.03	3/4	49,450.16
13/16	48,291.89	13/16	48,525.01	13/16	48,758.14	13/16	48,991.26	13/16	49,224.32	13/16	49,457.44
7/8	48,299.18	7/8	48,532.30	7/8	48,765.42	7/8	48,998.55	7/8	49,231.60	7/8	49,464.73
15/16	48,306.46	15/16	48,539.58	15/16	48,772.71	15/16	49,005.83	15/16	49,238.89	15/16	49,472.01
3	48,313.75	5	48,546.87	7	48,779.99	9	49,013.12	11	49,246.18	1	49,479.30
1/16	48,321.03	1/16	48,554.15	1/16	48,787.28	1/16	49,020.40	1/16	49,253.46	1/16	49,486.58
1/8	48,328.32	1/8	48,561.44	1/8	48,794.56	1/8	49,027.68	1/8	49,260.75	1/8	49,493.87
3/16	48,335.60	3/16	48,568.72	3/16	48,801.85	3/16	49,034.96	3/16	49,268.03	3/16	49,501.15
1/4	48,342.89	1/4	48,576.01	1/4	48,809.13	1/4	49,042.24	1/4	49,275.32	1/4	49,508.44
5/16	48,350.17	5/16	48,583.30	5/16	48,816.42	5/16	49,049.52	5/16	49,282.60	5/16	49,515.72
3/8	48,357.46	3/8	48,590.58	3/8	48,823.70	3/8	49,056.80	3/8	49,289.89	3/8	49,523.01
7/16	48,364.74	7/16	48,597.87	7/16	48,830.99	7/16	49,064.08	7/16	49,297.17	7/16	49,530.29
1/2	48,372.03	1/2	48,605.15	1/2	48,838.27	1/2	49,071.36	1/2	49,304.46	1/2	49,537.58
9/16	48,379.31	9/16	48,612.44	9/16	48,845.56	9/16	49,078.65	9/16	49,311.74	9/16	49,544.86
5/8	48,386.60	5/8	48,619.72	5/8	48,852.84	5/8	49,085.93	5/8	49,319.03	5/8	49,552.15
11/16	48,393.88	11/16	48,627.01	11/16	48,860.13	11/16	49,093.21	11/16	49,326.31	11/16	49,559.43
3/4	48,401.17	3/4	48,634.29	3/4	48,867.41	3/4	49,100.49	3/4	49,333.60	3/4	49,566.72
13/16	48,408.45	13/16	48,641.58	13/16	48,874.70	13/16	49,107.77	13/16	49,340.88	13/16	49,574.00
7/8	48,415.74	7/8	48,648.86	7/8	48,881.98	7/8	49,115.05	7/8	49,348.17	7/8	49,581.29
15/16	48,423.02	15/16	48,656.15	15/16	48,889.27	15/16	49,122.33	15/16	49,355.45	15/16	49,588.57

This chart is Certified for Tank: 15 only. No changes are permissible without the written consent of GAUGE POINT CALIBRATION.

For calibration specification information, see certificate on page 1.

Tank No: 15
GAUGE POINT CALIBRATION
1-800-205-TANK

Red Hill, Pearl Harbor, Hawaii

Issue Date: 11/1/2005

Capacities given in barrels of 42 U.S. gallons.

Gauge Height: 257'-00 5/8"

in/in	52 FT	in/in	52 FT	in/in	52 FT	in/in	52 FT	in/in	52 FT	in/in	53 FT
2	49,595.86	4	49,828.98	6	50,062.11	8	50,295.23	10	50,528.35	0	50,761.47
1/16	49,603.14	1/16	49,836.27	1/16	50,069.39	1/16	50,302.51	1/16	50,535.64	1/16	50,768.76
1/8	49,610.43	1/8	49,843.55	1/8	50,076.68	1/8	50,309.80	1/8	50,542.92	1/8	50,776.04
3/16	49,617.71	3/16	49,850.84	3/16	50,083.96	3/16	50,317.08	3/16	50,550.21	3/16	50,783.33
1/4	49,625.00	1/4	49,858.12	1/4	50,091.25	1/4	50,324.37	1/4	50,557.49	1/4	50,790.61
5/16	49,632.29	5/16	49,865.41	5/16	50,098.53	5/16	50,331.65	5/16	50,564.78	5/16	50,797.90
3/8	49,639.57	3/8	49,872.69	3/8	50,105.82	3/8	50,338.94	3/8	50,572.06	3/8	50,805.19
7/16	49,646.86	7/16	49,879.98	7/16	50,113.10	7/16	50,346.22	7/16	50,579.35	7/16	50,812.47
1/2	49,654.14	1/2	49,887.26	1/2	50,120.39	1/2	50,353.51	1/2	50,586.63	1/2	50,819.76
9/16	49,661.43	9/16	49,894.55	9/16	50,127.67	9/16	50,360.79	9/16	50,593.92	9/16	50,827.04
5/8	49,668.71	5/8	49,901.83	5/8	50,134.96	5/8	50,368.08	5/8	50,601.20	5/8	50,834.33
11/16	49,676.00	11/16	49,909.12	11/16	50,142.24	11/16	50,375.36	11/16	50,608.49	11/16	50,841.61
3/4	49,683.28	3/4	49,916.40	3/4	50,149.53	3/4	50,382.65	3/4	50,615.77	3/4	50,848.90
13/16	49,690.57	13/16	49,923.69	13/16	50,156.81	13/16	50,389.93	13/16	50,623.06	13/16	50,856.18
7/8	49,697.85	7/8	49,930.97	7/8	50,164.10	7/8	50,397.22	7/8	50,630.34	7/8	50,863.47
15/16	49,705.14	15/16	49,938.26	15/16	50,171.38	15/16	50,404.51	15/16	50,637.63	15/16	50,870.75
3	49,712.42	5	49,945.54	7	50,178.67	9	50,411.79	11	50,644.91	1	50,878.04
1/16	49,719.71	1/16	49,952.83	1/16	50,185.95	1/16	50,419.08	1/16	50,652.20	1/16	50,885.32
1/8	49,726.99	1/8	49,960.11	1/8	50,193.24	1/8	50,426.36	1/8	50,659.48	1/8	50,892.61
3/16	49,734.28	3/16	49,967.40	3/16	50,200.52	3/16	50,433.65	3/16	50,666.77	3/16	50,899.89
1/4	49,741.56	1/4	49,974.68	1/4	50,207.81	1/4	50,440.93	1/4	50,674.05	1/4	50,907.18
5/16	49,748.85	5/16	49,981.97	5/16	50,215.09	5/16	50,448.22	5/16	50,681.34	5/16	50,914.46
3/8	49,756.13	3/8	49,989.25	3/8	50,222.38	3/8	50,455.50	3/8	50,688.62	3/8	50,921.75
7/16	49,763.42	7/16	49,996.54	7/16	50,229.66	7/16	50,462.79	7/16	50,695.91	7/16	50,929.03
1/2	49,770.70	1/2	50,003.82	1/2	50,236.95	1/2	50,470.07	1/2	50,703.19	1/2	50,936.32
9/16	49,777.99	9/16	50,011.11	9/16	50,244.23	9/16	50,477.36	9/16	50,710.48	9/16	50,943.60
5/8	49,785.27	5/8	50,018.40	5/8	50,251.52	5/8	50,484.64	5/8	50,717.76	5/8	50,950.89
11/16	49,792.56	11/16	50,025.68	11/16	50,258.80	11/16	50,491.93	11/16	50,725.05	11/16	50,958.17
3/4	49,799.84	3/4	50,032.97	3/4	50,266.09	3/4	50,499.21	3/4	50,732.33	3/4	50,965.46
13/16	49,807.13	13/16	50,040.25	13/16	50,273.37	13/16	50,506.50	13/16	50,739.62	13/16	50,972.74
7/8	49,814.41	7/8	50,047.54	7/8	50,280.66	7/8	50,513.78	7/8	50,746.90	7/8	50,980.03
15/16	49,821.70	15/16	50,054.82	15/16	50,287.94	15/16	50,521.07	15/16	50,754.19	15/16	50,987.31

This chart is Certified for Tank: 15 only. No changes are permissible without the written consent of GAUGE POINT CALIBRATION.

For calibration specification information, see certificate on page 1.

Tank No: 15
GAUGE POINT CALIBRATION
1-800-205-TANK

Red Hill, Pearl Harbor, Hawaii

Issue Date: 11/1/2005

Capacities given in barrels of 42 U.S. gallons.

Gauge Height: 257'-00 5/8"

in/in	53 FT	in/in	53 FT	in/in	53 FT	in/in	53 FT	in/in	53 FT	in/in	54 FT
2	50,994.60	4	51,227.72	6	51,460.84	8	51,693.97	10	51,927.09	0	52,160.21
1/16	51,001.88	1/16	51,235.01	1/16	51,468.13	1/16	51,701.25	1/16	51,934.37	1/16	52,167.50
1/8	51,009.17	1/8	51,242.29	1/8	51,475.41	1/8	51,708.54	1/8	51,941.66	1/8	52,174.78
3/16	51,016.45	3/16	51,249.58	3/16	51,482.70	3/16	51,715.82	3/16	51,948.94	3/16	52,182.07
1/4	51,023.74	1/4	51,256.86	1/4	51,489.98	1/4	51,723.11	1/4	51,956.23	1/4	52,189.35
5/16	51,031.02	5/16	51,264.15	5/16	51,497.27	5/16	51,730.39	5/16	51,963.52	5/16	52,196.64
3/8	51,038.31	3/8	51,271.43	3/8	51,504.55	3/8	51,737.68	3/8	51,970.80	3/8	52,203.92
7/16	51,045.59	7/16	51,278.72	7/16	51,511.84	7/16	51,744.96	7/16	51,978.09	7/16	52,211.21
1/2	51,052.88	1/2	51,286.00	1/2	51,519.12	1/2	51,752.25	1/2	51,985.37	1/2	52,218.49
9/16	51,060.16	9/16	51,293.29	9/16	51,526.41	9/16	51,759.53	9/16	51,992.66	9/16	52,225.78
5/8	51,067.45	5/8	51,300.57	5/8	51,533.69	5/8	51,766.82	5/8	51,999.94	5/8	52,233.06
11/16	51,074.73	11/16	51,307.86	11/16	51,540.98	11/16	51,774.10	11/16	52,007.23	11/16	52,240.35
3/4	51,082.02	3/4	51,315.14	3/4	51,548.26	3/4	51,781.39	3/4	52,014.51	3/4	52,247.63
13/16	51,089.30	13/16	51,322.43	13/16	51,555.55	13/16	51,788.67	13/16	52,021.80	13/16	52,254.92
7/8	51,096.59	7/8	51,329.71	7/8	51,562.83	7/8	51,795.96	7/8	52,029.08	7/8	52,262.20
15/16	51,103.87	15/16	51,337.00	15/16	51,570.12	15/16	51,803.24	15/16	52,036.37	15/16	52,269.49
3	51,111.16	5	51,344.28	7	51,577.41	9	51,810.53	11	52,043.65	1	52,276.77
1/16	51,118.44	1/16	51,351.57	1/16	51,584.69	1/16	51,817.81	1/16	52,050.94	1/16	52,284.06
1/8	51,125.73	1/8	51,358.85	1/8	51,591.98	1/8	51,825.10	1/8	52,058.22	1/8	52,291.34
3/16	51,133.01	3/16	51,366.14	3/16	51,599.26	3/16	51,832.38	3/16	52,065.51	3/16	52,298.63
1/4	51,140.30	1/4	51,373.42	1/4	51,606.55	1/4	51,839.67	1/4	52,072.79	1/4	52,305.91
5/16	51,147.58	5/16	51,380.71	5/16	51,613.83	5/16	51,846.95	5/16	52,080.08	5/16	52,313.20
3/8	51,154.87	3/8	51,387.99	3/8	51,621.12	3/8	51,854.24	3/8	52,087.36	3/8	52,320.48
7/16	51,162.15	7/16	51,395.28	7/16	51,628.40	7/16	51,861.52	7/16	52,094.65	7/16	52,327.77
1/2	51,169.44	1/2	51,402.56	1/2	51,635.69	1/2	51,868.81	1/2	52,101.93	1/2	52,335.05
9/16	51,176.72	9/16	51,409.85	9/16	51,642.97	9/16	51,876.09	9/16	52,109.22	9/16	52,342.34
5/8	51,184.01	5/8	51,417.13	5/8	51,650.26	5/8	51,883.38	5/8	52,116.50	5/8	52,349.62
11/16	51,191.30	11/16	51,424.42	11/16	51,657.54	11/16	51,890.66	11/16	52,123.79	11/16	52,356.91
3/4	51,198.58	3/4	51,431.70	3/4	51,664.83	3/4	51,897.95	3/4	52,131.07	3/4	52,364.20
13/16	51,205.87	13/16	51,438.99	13/16	51,672.11	13/16	51,905.23	13/16	52,138.36	13/16	52,371.48
7/8	51,213.15	7/8	51,446.27	7/8	51,679.40	7/8	51,912.52	7/8	52,145.64	7/8	52,378.77
15/16	51,220.44	15/16	51,453.56	15/16	51,686.68	15/16	51,919.80	15/16	52,152.93	15/16	52,386.05

This chart is Certified for Tank: 15 only. No changes are permissible without the written consent of GAUGE POINT CALIBRATION.

For calibration specification information, see certificate on page 1.

Tank No: 15
GAUGE POINT CALIBRATION
1-800-205-TANK

Red Hill, Pearl Harbor, Hawaii

Issue Date: 11/1/2005

Capacities given in barrels of 42 U.S. gallons.

Gauge Height: 257'-00 5/8"

in/in	54 FT	in/in	54 FT	in/in	54 FT	in/in	54 FT	in/in	54 FT	in/in	55 FT
2	52,393.34	4	52,626.46	6	52,859.58	8	53,092.70	10	53,325.83	0	53,558.95
1/16	52,400.62	1/16	52,633.74	1/16	52,866.87	1/16	53,099.99	1/16	53,333.11	1/16	53,566.24
1/8	52,407.91	1/8	52,641.03	1/8	52,874.15	1/8	53,107.27	1/8	53,340.40	1/8	53,573.52
3/16	52,415.19	3/16	52,648.31	3/16	52,881.44	3/16	53,114.56	3/16	53,347.68	3/16	53,580.81
1/4	52,422.48	1/4	52,655.60	1/4	52,888.72	1/4	53,121.84	1/4	53,354.97	1/4	53,588.09
5/16	52,429.76	5/16	52,662.88	5/16	52,896.01	5/16	53,129.13	5/16	53,362.25	5/16	53,595.38
3/8	52,437.05	3/8	52,670.17	3/8	52,903.29	3/8	53,136.42	3/8	53,369.54	3/8	53,602.66
7/16	52,444.33	7/16	52,677.45	7/16	52,910.58	7/16	53,143.70	7/16	53,376.82	7/16	53,609.95
1/2	52,451.62	1/2	52,684.74	1/2	52,917.86	1/2	53,150.99	1/2	53,384.11	1/2	53,617.23
9/16	52,458.90	9/16	52,692.02	9/16	52,925.15	9/16	53,158.27	9/16	53,391.39	9/16	53,624.52
5/8	52,466.19	5/8	52,699.31	5/8	52,932.43	5/8	53,165.56	5/8	53,398.68	5/8	53,631.80
11/16	52,473.47	11/16	52,706.59	11/16	52,939.72	11/16	53,172.84	11/16	53,405.96	11/16	53,639.09
3/4	52,480.76	3/4	52,713.88	3/4	52,947.00	3/4	53,180.13	3/4	53,413.25	3/4	53,646.37
13/16	52,488.04	13/16	52,721.16	13/16	52,954.29	13/16	53,187.41	13/16	53,420.53	13/16	53,653.66
7/8	52,495.33	7/8	52,728.45	7/8	52,961.57	7/8	53,194.70	7/8	53,427.82	7/8	53,660.94
15/16	52,502.61	15/16	52,735.73	15/16	52,968.86	15/16	53,201.98	15/16	53,435.10	15/16	53,668.23
3	52,509.90	5	52,743.02	7	52,976.14	9	53,209.27	11	53,442.39	1	53,675.51
1/16	52,517.18	1/16	52,750.31	1/16	52,983.43	1/16	53,216.55	1/16	53,449.67	1/16	53,682.80
1/8	52,524.47	1/8	52,757.59	1/8	52,990.71	1/8	53,223.84	1/8	53,456.96	1/8	53,690.08
3/16	52,531.75	3/16	52,764.88	3/16	52,998.00	3/16	53,231.12	3/16	53,464.24	3/16	53,697.37
1/4	52,539.04	1/4	52,772.16	1/4	53,005.28	1/4	53,238.41	1/4	53,471.53	1/4	53,704.65
5/16	52,546.32	5/16	52,779.45	5/16	53,012.57	5/16	53,245.69	5/16	53,478.81	5/16	53,711.94
3/8	52,553.61	3/8	52,786.73	3/8	53,019.85	3/8	53,252.98	3/8	53,486.10	3/8	53,719.22
7/16	52,560.89	7/16	52,794.02	7/16	53,027.14	7/16	53,260.26	7/16	53,493.38	7/16	53,726.51
1/2	52,568.18	1/2	52,801.30	1/2	53,034.42	1/2	53,267.55	1/2	53,500.67	1/2	53,733.79
9/16	52,575.46	9/16	52,808.59	9/16	53,041.71	9/16	53,274.83	9/16	53,507.95	9/16	53,741.08
5/8	52,582.75	5/8	52,815.87	5/8	53,048.99	5/8	53,282.12	5/8	53,515.24	5/8	53,748.36
11/16	52,590.03	11/16	52,823.16	11/16	53,056.28	11/16	53,289.40	11/16	53,522.53	11/16	53,755.65
3/4	52,597.32	3/4	52,830.44	3/4	53,063.56	3/4	53,296.69	3/4	53,529.81	3/4	53,762.93
13/16	52,604.60	13/16	52,837.73	13/16	53,070.85	13/16	53,303.97	13/16	53,537.10	13/16	53,770.22
7/8	52,611.89	7/8	52,845.01	7/8	53,078.13	7/8	53,311.26	7/8	53,544.38	7/8	53,777.50
15/16	52,619.17	15/16	52,852.30	15/16	53,085.42	15/16	53,318.54	15/16	53,551.67	15/16	53,784.79

This chart is Certified for Tank: 15 only. No changes are permissible without the written consent of GAUGE POINT CALIBRATION.

For calibration specification information, see certificate on page 1.

Tank No: 15
GAUGE POINT CALIBRATION
1-800-205-TANK

Red Hill, Pearl Harbor, Hawaii

Issue Date: 11/1/2005

Capacities given in barrels of 42 U.S. gallons.

Gauge Height: 257'-00 5/8"

in/in	55 FT	in/in	55 FT	in/in	55 FT	in/in	55 FT	in/in	55 FT	in/in	56 FT
2	53,792.07	4	54,025.20	6	54,258.32	8	54,491.44	10	54,724.57	0	54,957.69
1/16	53,799.36	1/16	54,032.48	1/16	54,265.60	1/16	54,498.73	1/16	54,731.85	1/16	54,964.97
1/8	53,806.64	1/8	54,039.77	1/8	54,272.89	1/8	54,506.01	1/8	54,739.14	1/8	54,972.26
3/16	53,813.93	3/16	54,047.05	3/16	54,280.17	3/16	54,513.30	3/16	54,746.42	3/16	54,979.54
1/4	53,821.21	1/4	54,054.34	1/4	54,287.46	1/4	54,520.58	1/4	54,753.71	1/4	54,986.83
5/16	53,828.50	5/16	54,061.62	5/16	54,294.74	5/16	54,527.87	5/16	54,760.99	5/16	54,994.11
3/8	53,835.78	3/8	54,068.91	3/8	54,302.03	3/8	54,535.15	3/8	54,768.28	3/8	55,001.40
7/16	53,843.07	7/16	54,076.19	7/16	54,309.32	7/16	54,542.44	7/16	54,775.56	7/16	55,008.68
1/2	53,850.35	1/2	54,083.48	1/2	54,316.60	1/2	54,549.72	1/2	54,782.85	1/2	55,015.97
9/16	53,857.64	9/16	54,090.76	9/16	54,323.89	9/16	54,557.01	9/16	54,790.13	9/16	55,023.25
5/8	53,864.92	5/8	54,098.05	5/8	54,331.17	5/8	54,564.29	5/8	54,797.42	5/8	55,030.54
11/16	53,872.21	11/16	54,105.33	11/16	54,338.46	11/16	54,571.58	11/16	54,804.70	11/16	55,037.82
3/4	53,879.49	3/4	54,112.62	3/4	54,345.74	3/4	54,578.86	3/4	54,811.99	3/4	55,045.11
13/16	53,886.78	13/16	54,119.90	13/16	54,353.03	13/16	54,586.15	13/16	54,819.27	13/16	55,052.39
7/8	53,894.06	7/8	54,127.19	7/8	54,360.31	7/8	54,593.43	7/8	54,826.56	7/8	55,059.68
15/16	53,901.35	15/16	54,134.47	15/16	54,367.60	15/16	54,600.72	15/16	54,833.84	15/16	55,066.96
3	53,908.63	5	54,141.76	7	54,374.88	9	54,608.00	11	54,841.13	1	55,074.25
1/16	53,915.92	1/16	54,149.04	1/16	54,382.17	1/16	54,615.29	1/16	54,848.41	1/16	55,081.54
1/8	53,923.21	1/8	54,156.33	1/8	54,389.45	1/8	54,622.57	1/8	54,855.70	1/8	55,088.82
3/16	53,930.49	3/16	54,163.61	3/16	54,396.74	3/16	54,629.86	3/16	54,862.98	3/16	55,096.11
1/4	53,937.78	1/4	54,170.90	1/4	54,404.02	1/4	54,637.14	1/4	54,870.27	1/4	55,103.39
5/16	53,945.06	5/16	54,178.18	5/16	54,411.31	5/16	54,644.43	5/16	54,877.55	5/16	55,110.68
3/8	53,952.35	3/8	54,185.47	3/8	54,418.59	3/8	54,651.71	3/8	54,884.84	3/8	55,117.96
7/16	53,959.63	7/16	54,192.75	7/16	54,425.88	7/16	54,659.00	7/16	54,892.12	7/16	55,125.25
1/2	53,966.92	1/2	54,200.04	1/2	54,433.16	1/2	54,666.28	1/2	54,899.41	1/2	55,132.53
9/16	53,974.20	9/16	54,207.32	9/16	54,440.45	9/16	54,673.57	9/16	54,906.69	9/16	55,139.82
5/8	53,981.49	5/8	54,214.61	5/8	54,447.73	5/8	54,680.85	5/8	54,913.98	5/8	55,147.10
11/16	53,988.77	11/16	54,221.89	11/16	54,455.02	11/16	54,688.14	11/16	54,921.26	11/16	55,154.39
3/4	53,996.06	3/4	54,229.18	3/4	54,462.30	3/4	54,695.43	3/4	54,928.55	3/4	55,161.67
13/16	54,003.34	13/16	54,236.46	13/16	54,469.59	13/16	54,702.71	13/16	54,935.83	13/16	55,168.96
7/8	54,010.63	7/8	54,243.75	7/8	54,476.87	7/8	54,710.00	7/8	54,943.12	7/8	55,176.24
15/16	54,017.91	15/16	54,251.03	15/16	54,484.16	15/16	54,717.28	15/16	54,950.40	15/16	55,183.53

This chart is Certified for Tank: 15 only. No changes are permissible without the written consent of GAUGE POINT CALIBRATION.

For calibration specification information, see certificate on page 1.

Tank No: 15
GAUGE POINT CALIBRATION
1-800-205-TANK

Red Hill, Pearl Harbor, Hawaii

Issue Date: 11/1/2005

Capacities given in barrels of 42 U.S. gallons.

Gauge Height: 257'-00 5/8"

in/in	56 FT	in/in	56 FT	in/in	56 FT	in/in	56 FT	in/in	56 FT	in/in	57 FT
2	55,190.81	4	55,423.93	6	55,657.06	8	55,890.18	10	56,123.30	0	56,356.43
1/16	55,198.10	1/16	55,431.22	1/16	55,664.34	1/16	55,897.47	1/16	56,130.59	1/16	56,363.71
1/8	55,205.38	1/8	55,438.50	1/8	55,671.63	1/8	55,904.75	1/8	56,137.87	1/8	56,371.00
3/16	55,212.67	3/16	55,445.79	3/16	55,678.91	3/16	55,912.04	3/16	56,145.16	3/16	56,378.28
1/4	55,219.95	1/4	55,453.07	1/4	55,686.20	1/4	55,919.32	1/4	56,152.44	1/4	56,385.57
5/16	55,227.24	5/16	55,460.36	5/16	55,693.48	5/16	55,926.61	5/16	56,159.73	5/16	56,392.85
3/8	55,234.52	3/8	55,467.64	3/8	55,700.77	3/8	55,933.89	3/8	56,167.01	3/8	56,400.14
7/16	55,241.81	7/16	55,474.93	7/16	55,708.05	7/16	55,941.18	7/16	56,174.30	7/16	56,407.42
1/2	55,249.09	1/2	55,482.22	1/2	55,715.34	1/2	55,948.46	1/2	56,181.58	1/2	56,414.71
9/16	55,256.38	9/16	55,489.50	9/16	55,722.62	9/16	55,955.75	9/16	56,188.87	9/16	56,421.99
5/8	55,263.66	5/8	55,496.79	5/8	55,729.91	5/8	55,963.03	5/8	56,196.15	5/8	56,429.28
11/16	55,270.95	11/16	55,504.07	11/16	55,737.19	11/16	55,970.32	11/16	56,203.44	11/16	56,436.56
3/4	55,278.23	3/4	55,511.36	3/4	55,744.48	3/4	55,977.60	3/4	56,210.72	3/4	56,443.85
13/16	55,285.52	13/16	55,518.64	13/16	55,751.76	13/16	55,984.89	13/16	56,218.01	13/16	56,451.13
7/8	55,292.80	7/8	55,525.93	7/8	55,759.05	7/8	55,992.17	7/8	56,225.29	7/8	56,458.42
15/16	55,300.09	15/16	55,533.21	15/16	55,766.33	15/16	55,999.46	15/16	56,232.58	15/16	56,465.70
3	55,307.37	5	55,540.50	7	55,773.62	9	56,006.74	11	56,239.86	1	56,472.99
1/16	55,314.66	1/16	55,547.78	1/16	55,780.90	1/16	56,014.03	1/16	56,247.15	1/16	56,480.27
1/8	55,321.94	1/8	55,555.07	1/8	55,788.19	1/8	56,021.31	1/8	56,254.44	1/8	56,487.56
3/16	55,329.23	3/16	55,562.35	3/16	55,795.47	3/16	56,028.60	3/16	56,261.72	3/16	56,494.84
1/4	55,336.51	1/4	55,569.64	1/4	55,802.76	1/4	56,035.88	1/4	56,269.01	1/4	56,502.13
5/16	55,343.80	5/16	55,576.92	5/16	55,810.04	5/16	56,043.17	5/16	56,276.29	5/16	56,509.41
3/8	55,351.08	3/8	55,584.21	3/8	55,817.33	3/8	56,050.45	3/8	56,283.58	3/8	56,516.70
7/16	55,358.37	7/16	55,591.49	7/16	55,824.61	7/16	56,057.74	7/16	56,290.86	7/16	56,523.98
1/2	55,365.65	1/2	55,598.78	1/2	55,831.90	1/2	56,065.02	1/2	56,298.15	1/2	56,531.27
9/16	55,372.94	9/16	55,606.06	9/16	55,839.18	9/16	56,072.31	9/16	56,305.43	9/16	56,538.55
5/8	55,380.22	5/8	55,613.35	5/8	55,846.47	5/8	56,079.59	5/8	56,312.72	5/8	56,545.84
11/16	55,387.51	11/16	55,620.63	11/16	55,853.75	11/16	56,086.88	11/16	56,320.00	11/16	56,553.12
3/4	55,394.79	3/4	55,627.92	3/4	55,861.04	3/4	56,094.16	3/4	56,327.29	3/4	56,560.41
13/16	55,402.08	13/16	55,635.20	13/16	55,868.33	13/16	56,101.45	13/16	56,334.57	13/16	56,567.69
7/8	55,409.36	7/8	55,642.49	7/8	55,875.61	7/8	56,108.73	7/8	56,341.86	7/8	56,574.98
15/16	55,416.65	15/16	55,649.77	15/16	55,882.90	15/16	56,116.02	15/16	56,349.14	15/16	56,582.26

This chart is Certified for Tank: 15 only. No changes are permissible without the written consent of GAUGE POINT CALIBRATION.

For calibration specification information, see certificate on page 1.

Tank No: 15
GAUGE POINT CALIBRATION
1-800-205-TANK

Red Hill, Pearl Harbor, Hawaii

Issue Date: 11/1/2005

Capacities given in barrels of 42 U.S. gallons.

Gauge Height: 257'-00 5/8"

in/in	57 FT	in/in	57 FT	in/in	57 FT	in/in	57 FT	in/in	57 FT	in/in	58 FT
2	56,589.55	4	56,822.67	6	57,055.80	8	57,288.92	10	57,522.04	0	57,755.16
1/16	56,596.83	1/16	56,829.96	1/16	57,063.08	1/16	57,296.20	1/16	57,529.33	1/16	57,762.45
1/8	56,604.12	1/8	56,837.24	1/8	57,070.37	1/8	57,303.49	1/8	57,536.61	1/8	57,769.73
3/16	56,611.40	3/16	56,844.53	3/16	57,077.65	3/16	57,310.77	3/16	57,543.90	3/16	57,777.02
1/4	56,618.69	1/4	56,851.81	1/4	57,084.94	1/4	57,318.06	1/4	57,551.18	1/4	57,784.30
5/16	56,625.97	5/16	56,859.10	5/16	57,092.22	5/16	57,325.34	5/16	57,558.47	5/16	57,791.59
3/8	56,633.26	3/8	56,866.38	3/8	57,099.51	3/8	57,332.63	3/8	57,565.75	3/8	57,798.87
7/16	56,640.55	7/16	56,873.67	7/16	57,106.79	7/16	57,339.91	7/16	57,573.04	7/16	57,806.16
1/2	56,647.83	1/2	56,880.95	1/2	57,114.08	1/2	57,347.20	1/2	57,580.32	1/2	57,813.45
9/16	56,655.12	9/16	56,888.24	9/16	57,121.36	9/16	57,354.48	9/16	57,587.61	9/16	57,820.73
5/8	56,662.40	5/8	56,895.52	5/8	57,128.65	5/8	57,361.77	5/8	57,594.89	5/8	57,828.02
11/16	56,669.69	11/16	56,902.81	11/16	57,135.93	11/16	57,369.05	11/16	57,602.18	11/16	57,835.30
3/4	56,676.97	3/4	56,910.09	3/4	57,143.22	3/4	57,376.34	3/4	57,609.46	3/4	57,842.59
13/16	56,684.26	13/16	56,917.38	13/16	57,150.50	13/16	57,383.62	13/16	57,616.75	13/16	57,849.87
7/8	56,691.54	7/8	56,924.66	7/8	57,157.79	7/8	57,390.91	7/8	57,624.03	7/8	57,857.16
15/16	56,698.83	15/16	56,931.95	15/16	57,165.07	15/16	57,398.19	15/16	57,631.32	15/16	57,864.44
3	56,706.11	5	56,939.23	7	57,172.36	9	57,405.48	11	57,638.60	1	57,871.73
1/16	56,713.40	1/16	56,946.52	1/16	57,179.64	1/16	57,412.76	1/16	57,645.89	1/16	57,879.01
1/8	56,720.68	1/8	56,953.80	1/8	57,186.93	1/8	57,420.05	1/8	57,653.17	1/8	57,886.30
3/16	56,727.97	3/16	56,961.09	3/16	57,194.21	3/16	57,427.34	3/16	57,660.46	3/16	57,893.58
1/4	56,735.25	1/4	56,968.37	1/4	57,201.50	1/4	57,434.62	1/4	57,667.74	1/4	57,900.87
5/16	56,742.54	5/16	56,975.66	5/16	57,208.78	5/16	57,441.91	5/16	57,675.03	5/16	57,908.15
3/8	56,749.82	3/8	56,982.94	3/8	57,216.07	3/8	57,449.19	3/8	57,682.31	3/8	57,915.44
7/16	56,757.11	7/16	56,990.23	7/16	57,223.35	7/16	57,456.48	7/16	57,689.60	7/16	57,922.72
1/2	56,764.39	1/2	56,997.51	1/2	57,230.64	1/2	57,463.76	1/2	57,696.88	1/2	57,930.01
9/16	56,771.68	9/16	57,004.80	9/16	57,237.92	9/16	57,471.05	9/16	57,704.17	9/16	57,937.29
5/8	56,778.96	5/8	57,012.08	5/8	57,245.21	5/8	57,478.33	5/8	57,711.45	5/8	57,944.58
11/16	56,786.25	11/16	57,019.37	11/16	57,252.49	11/16	57,485.62	11/16	57,718.74	11/16	57,951.86
3/4	56,793.53	3/4	57,026.65	3/4	57,259.78	3/4	57,492.90	3/4	57,726.02	3/4	57,959.15
13/16	56,800.82	13/16	57,033.94	13/16	57,267.06	13/16	57,500.19	13/16	57,733.31	13/16	57,966.43
7/8	56,808.10	7/8	57,041.23	7/8	57,274.35	7/8	57,507.47	7/8	57,740.59	7/8	57,973.72
15/16	56,815.39	15/16	57,048.51	15/16	57,281.63	15/16	57,514.76	15/16	57,747.88	15/16	57,981.00

This chart is Certified for Tank: 15 only. No changes are permissible without the written consent of GAUGE POINT CALIBRATION.

For calibration specification information, see certificate on page 1.

Tank No: 15
GAUGE POINT CALIBRATION
1-800-205-TANK

Red Hill, Pearl Harbor, Hawaii

Issue Date: 11/1/2005

Capacities given in barrels of 42 U.S. gallons.

Gauge Height: 257'-00 5/8"

in/in	58 FT	in/in	58 FT	in/in	58 FT	in/in	58 FT	in/in	58 FT	in/in	59 FT
2	57,988.29	4	58,221.41	6	58,454.53	8	58,687.66	10	58,920.78	0	59,153.90
1/16	57,995.57	1/16	58,228.70	1/16	58,461.82	1/16	58,694.94	1/16	58,928.06	1/16	59,161.19
1/8	58,002.86	1/8	58,235.98	1/8	58,469.10	1/8	58,702.23	1/8	58,935.35	1/8	59,168.47
3/16	58,010.14	3/16	58,243.27	3/16	58,476.39	3/16	58,709.51	3/16	58,942.63	3/16	59,175.76
1/4	58,017.43	1/4	58,250.55	1/4	58,483.67	1/4	58,716.80	1/4	58,949.92	1/4	59,183.04
5/16	58,024.71	5/16	58,257.84	5/16	58,490.96	5/16	58,724.08	5/16	58,957.20	5/16	59,190.33
3/8	58,032.00	3/8	58,265.12	3/8	58,498.24	3/8	58,731.37	3/8	58,964.49	3/8	59,197.61
7/16	58,039.28	7/16	58,272.41	7/16	58,505.53	7/16	58,738.65	7/16	58,971.77	7/16	59,204.90
1/2	58,046.57	1/2	58,279.69	1/2	58,512.81	1/2	58,745.94	1/2	58,979.06	1/2	59,212.18
9/16	58,053.85	9/16	58,286.98	9/16	58,520.10	9/16	58,753.22	9/16	58,986.35	9/16	59,219.47
5/8	58,061.14	5/8	58,294.26	5/8	58,527.38	5/8	58,760.51	5/8	58,993.63	5/8	59,226.75
11/16	58,068.42	11/16	58,301.55	11/16	58,534.67	11/16	58,767.79	11/16	59,000.92	11/16	59,234.04
3/4	58,075.71	3/4	58,308.83	3/4	58,541.95	3/4	58,775.08	3/4	59,008.20	3/4	59,241.32
13/16	58,082.99	13/16	58,316.12	13/16	58,549.24	13/16	58,782.36	13/16	59,015.49	13/16	59,248.61
7/8	58,090.28	7/8	58,323.40	7/8	58,556.52	7/8	58,789.65	7/8	59,022.77	7/8	59,255.89
15/16	58,097.56	15/16	58,330.69	15/16	58,563.81	15/16	58,796.93	15/16	59,030.06	15/16	59,263.18
3	58,104.85	5	58,337.97	7	58,571.09	9	58,804.22	11	59,037.34	1	59,270.46
1/16	58,112.13	1/16	58,345.26	1/16	58,578.38	1/16	58,811.50	1/16	59,044.63	1/16	59,277.75
1/8	58,119.42	1/8	58,352.54	1/8	58,585.67	1/8	58,818.79	1/8	59,051.91	1/8	59,285.03
3/16	58,126.70	3/16	58,359.83	3/16	58,592.95	3/16	58,826.07	3/16	59,059.20	3/16	59,292.32
1/4	58,133.99	1/4	58,367.11	1/4	58,600.24	1/4	58,833.36	1/4	59,066.48	1/4	59,299.60
5/16	58,141.27	5/16	58,374.40	5/16	58,607.52	5/16	58,840.64	5/16	59,073.77	5/16	59,306.89
3/8	58,148.56	3/8	58,381.68	3/8	58,614.81	3/8	58,847.93	3/8	59,081.05	3/8	59,314.17
7/16	58,155.84	7/16	58,388.97	7/16	58,622.09	7/16	58,855.21	7/16	59,088.34	7/16	59,321.46
1/2	58,163.13	1/2	58,396.25	1/2	58,629.38	1/2	58,862.50	1/2	59,095.62	1/2	59,328.74
9/16	58,170.41	9/16	58,403.54	9/16	58,636.66	9/16	58,869.78	9/16	59,102.91	9/16	59,336.03
5/8	58,177.70	5/8	58,410.82	5/8	58,643.95	5/8	58,877.07	5/8	59,110.19	5/8	59,343.31
11/16	58,184.98	11/16	58,418.11	11/16	58,651.23	11/16	58,884.35	11/16	59,117.48	11/16	59,350.60
3/4	58,192.27	3/4	58,425.39	3/4	58,658.52	3/4	58,891.64	3/4	59,124.76	3/4	59,357.88
13/16	58,199.56	13/16	58,432.68	13/16	58,665.80	13/16	58,898.92	13/16	59,132.05	13/16	59,365.17
7/8	58,206.84	7/8	58,439.96	7/8	58,673.09	7/8	58,906.21	7/8	59,139.33	7/8	59,372.46
15/16	58,214.13	15/16	58,447.25	15/16	58,680.37	15/16	58,913.49	15/16	59,146.62	15/16	59,379.74

This chart is Certified for Tank: 15 only. No changes are permissible without the written consent of GAUGE POINT CALIBRATION.

For calibration specification information, see certificate on page 1.

Tank No: 15
GAUGE POINT CALIBRATION
1-800-205-TANK

Red Hill, Pearl Harbor, Hawaii

Issue Date: 11/1/2005

Capacities given in barrels of 42 U.S. gallons.

Gauge Height: 257'-00 5/8"

in/in	59 FT	in/in	59 FT	in/in	59 FT	in/in	59 FT	in/in	59 FT	in/in	60 FT
2	59,387.03	4	59,620.15	6	59,853.27	8	60,086.39	10	60,319.52	0	60,552.64
1/16	59,394.31	1/16	59,627.43	1/16	59,860.56	1/16	60,093.68	1/16	60,326.80	1/16	60,559.93
1/8	59,401.60	1/8	59,634.72	1/8	59,867.84	1/8	60,100.96	1/8	60,334.09	1/8	60,567.21
3/16	59,408.88	3/16	59,642.00	3/16	59,875.13	3/16	60,108.25	3/16	60,341.37	3/16	60,574.50
1/4	59,416.17	1/4	59,649.29	1/4	59,882.41	1/4	60,115.53	1/4	60,348.66	1/4	60,581.78
5/16	59,423.45	5/16	59,656.57	5/16	59,889.70	5/16	60,122.82	5/16	60,355.94	5/16	60,589.07
3/8	59,430.74	3/8	59,663.86	3/8	59,896.98	3/8	60,130.10	3/8	60,363.23	3/8	60,596.35
7/16	59,438.02	7/16	59,671.14	7/16	59,904.27	7/16	60,137.39	7/16	60,370.51	7/16	60,603.64
1/2	59,445.31	1/2	59,678.43	1/2	59,911.55	1/2	60,144.68	1/2	60,377.80	1/2	60,610.92
9/16	59,452.59	9/16	59,685.71	9/16	59,918.84	9/16	60,151.96	9/16	60,385.08	9/16	60,618.21
5/8	59,459.88	5/8	59,693.00	5/8	59,926.12	5/8	60,159.25	5/8	60,392.37	5/8	60,625.49
11/16	59,467.16	11/16	59,700.28	11/16	59,933.41	11/16	60,166.53	11/16	60,399.65	11/16	60,632.78
3/4	59,474.45	3/4	59,707.57	3/4	59,940.69	3/4	60,173.82	3/4	60,406.94	3/4	60,640.06
13/16	59,481.73	13/16	59,714.85	13/16	59,947.98	13/16	60,181.10	13/16	60,414.22	13/16	60,647.35
7/8	59,489.02	7/8	59,722.14	7/8	59,955.26	7/8	60,188.39	7/8	60,421.51	7/8	60,654.63
15/16	59,496.30	15/16	59,729.42	15/16	59,962.55	15/16	60,195.67	15/16	60,428.79	15/16	60,661.92
3	59,503.59	5	59,736.71	7	59,969.83	9	60,202.96	11	60,436.08	1	60,669.20
1/16	59,510.87	1/16	59,743.99	1/16	59,977.12	1/16	60,210.24	1/16	60,443.36	1/16	60,676.49
1/8	59,518.16	1/8	59,751.28	1/8	59,984.40	1/8	60,217.53	1/8	60,450.65	1/8	60,683.77
3/16	59,525.44	3/16	59,758.57	3/16	59,991.69	3/16	60,224.81	3/16	60,457.93	3/16	60,691.06
1/4	59,532.73	1/4	59,765.85	1/4	59,998.97	1/4	60,232.10	1/4	60,465.22	1/4	60,698.34
5/16	59,540.01	5/16	59,773.14	5/16	60,006.26	5/16	60,239.38	5/16	60,472.50	5/16	60,705.63
3/8	59,547.30	3/8	59,780.42	3/8	60,013.54	3/8	60,246.67	3/8	60,479.79	3/8	60,712.91
7/16	59,554.58	7/16	59,787.71	7/16	60,020.83	7/16	60,253.95	7/16	60,487.07	7/16	60,720.20
1/2	59,561.87	1/2	59,794.99	1/2	60,028.11	1/2	60,261.24	1/2	60,494.36	1/2	60,727.48
9/16	59,569.15	9/16	59,802.28	9/16	60,035.40	9/16	60,268.52	9/16	60,501.64	9/16	60,734.77
5/8	59,576.44	5/8	59,809.56	5/8	60,042.68	5/8	60,275.81	5/8	60,508.93	5/8	60,742.05
11/16	59,583.72	11/16	59,816.85	11/16	60,049.97	11/16	60,283.09	11/16	60,516.21	11/16	60,749.34
3/4	59,591.01	3/4	59,824.13	3/4	60,057.25	3/4	60,290.38	3/4	60,523.50	3/4	60,756.62
13/16	59,598.29	13/16	59,831.42	13/16	60,064.54	13/16	60,297.66	13/16	60,530.78	13/16	60,763.91
7/8	59,605.58	7/8	59,838.70	7/8	60,071.82	7/8	60,304.95	7/8	60,538.07	7/8	60,771.19
15/16	59,612.86	15/16	59,845.99	15/16	60,079.11	15/16	60,312.23	15/16	60,545.36	15/16	60,778.48

This chart is Certified for Tank: 15 only. No changes are permissible without the written consent of GAUGE POINT CALIBRATION.

For calibration specification information, see certificate on page 1.

Tank No: 15
GAUGE POINT CALIBRATION
1-800-205-TANK

Red Hill, Pearl Harbor, Hawaii

Issue Date: 11/1/2005

Capacities given in barrels of 42 U.S. gallons.

Gauge Height: 257'-00 5/8"

in/in	60 FT	in/in	60 FT	in/in	60 FT	in/in	60 FT	in/in	60 FT	in/in	61 FT
2	60,785.76	4	61,018.89	6	61,252.01	8	61,485.13	10	61,718.26	0	61,951.38
1/16	60,793.05	1/16	61,026.17	1/16	61,259.29	1/16	61,492.42	1/16	61,725.54	1/16	61,958.66
1/8	60,800.33	1/8	61,033.46	1/8	61,266.58	1/8	61,499.70	1/8	61,732.83	1/8	61,965.95
3/16	60,807.62	3/16	61,040.74	3/16	61,273.86	3/16	61,506.99	3/16	61,740.11	3/16	61,973.23
1/4	60,814.90	1/4	61,048.03	1/4	61,281.15	1/4	61,514.27	1/4	61,747.40	1/4	61,980.52
5/16	60,822.19	5/16	61,055.31	5/16	61,288.43	5/16	61,521.56	5/16	61,754.68	5/16	61,987.80
3/8	60,829.47	3/8	61,062.60	3/8	61,295.72	3/8	61,528.84	3/8	61,761.97	3/8	61,995.09
7/16	60,836.76	7/16	61,069.88	7/16	61,303.00	7/16	61,536.13	7/16	61,769.25	7/16	62,002.37
1/2	60,844.04	1/2	61,077.17	1/2	61,310.29	1/2	61,543.41	1/2	61,776.54	1/2	62,009.66
9/16	60,851.33	9/16	61,084.45	9/16	61,317.58	9/16	61,550.70	9/16	61,783.82	9/16	62,016.94
5/8	60,858.61	5/8	61,091.74	5/8	61,324.86	5/8	61,557.98	5/8	61,791.11	5/8	62,024.23
11/16	60,865.90	11/16	61,099.02	11/16	61,332.15	11/16	61,565.27	11/16	61,798.39	11/16	62,031.51
3/4	60,873.18	3/4	61,106.31	3/4	61,339.43	3/4	61,572.55	3/4	61,805.68	3/4	62,038.80
13/16	60,880.47	13/16	61,113.59	13/16	61,346.72	13/16	61,579.84	13/16	61,812.96	13/16	62,046.08
7/8	60,887.75	7/8	61,120.88	7/8	61,354.00	7/8	61,587.12	7/8	61,820.25	7/8	62,053.37
15/16	60,895.04	15/16	61,128.16	15/16	61,361.29	15/16	61,594.41	15/16	61,827.53	15/16	62,060.65
3	60,902.32	5	61,135.45	7	61,368.57	9	61,601.69	11	61,834.82	1	62,067.94
1/16	60,909.61	1/16	61,142.73	1/16	61,375.86	1/16	61,608.98	1/16	61,842.10	1/16	62,075.22
1/8	60,916.89	1/8	61,150.02	1/8	61,383.14	1/8	61,616.26	1/8	61,849.39	1/8	62,082.51
3/16	60,924.18	3/16	61,157.30	3/16	61,390.43	3/16	61,623.55	3/16	61,856.67	3/16	62,089.79
1/4	60,931.47	1/4	61,164.59	1/4	61,397.71	1/4	61,630.83	1/4	61,863.96	1/4	62,097.08
5/16	60,938.75	5/16	61,171.87	5/16	61,405.00	5/16	61,638.12	5/16	61,871.24	5/16	62,104.37
3/8	60,946.04	3/8	61,179.16	3/8	61,412.28	3/8	61,645.40	3/8	61,878.53	3/8	62,111.65
7/16	60,953.32	7/16	61,186.44	7/16	61,419.57	7/16	61,652.69	7/16	61,885.81	7/16	62,118.94
1/2	60,960.61	1/2	61,193.73	1/2	61,426.85	1/2	61,659.97	1/2	61,893.10	1/2	62,126.22
9/16	60,967.89	9/16	61,201.01	9/16	61,434.14	9/16	61,667.26	9/16	61,900.38	9/16	62,133.51
5/8	60,975.18	5/8	61,208.30	5/8	61,441.42	5/8	61,674.54	5/8	61,907.67	5/8	62,140.79
11/16	60,982.46	11/16	61,215.58	11/16	61,448.71	11/16	61,681.83	11/16	61,914.95	11/16	62,148.08
3/4	60,989.75	3/4	61,222.87	3/4	61,455.99	3/4	61,689.11	3/4	61,922.24	3/4	62,155.36
13/16	60,997.03	13/16	61,230.15	13/16	61,463.28	13/16	61,696.40	13/16	61,929.52	13/16	62,162.65
7/8	61,004.32	7/8	61,237.44	7/8	61,470.56	7/8	61,703.69	7/8	61,936.81	7/8	62,169.93
15/16	61,011.60	15/16	61,244.72	15/16	61,477.85	15/16	61,710.97	15/16	61,944.09	15/16	62,177.22

This chart is Certified for Tank: 15 only. No changes are permissible without the written consent of GAUGE POINT CALIBRATION.

For calibration specification information, see certificate on page 1.

Tank No: 15
GAUGE POINT CALIBRATION
1-800-205-TANK

Red Hill, Pearl Harbor, Hawaii

Issue Date: 11/1/2005

Capacities given in barrels of 42 U.S. gallons.

Gauge Height: 257'-00 5/8"

in/in	61 FT	in/in	61 FT	in/in	61 FT	in/in	61 FT	in/in	61 FT	in/in	62 FT
2	62,184.50	4	62,417.62	6	62,650.75	8	62,883.87	10	63,116.93	0	63,350.05
1/16	62,191.79	1/16	62,424.91	1/16	62,658.03	1/16	62,891.16	1/16	63,124.22	1/16	63,357.34
1/8	62,199.07	1/8	62,432.19	1/8	62,665.32	1/8	62,898.44	1/8	63,131.50	1/8	63,364.62
3/16	62,206.36	3/16	62,439.48	3/16	62,672.60	3/16	62,905.73	3/16	63,138.79	3/16	63,371.91
1/4	62,213.64	1/4	62,446.76	1/4	62,679.89	1/4	62,913.01	1/4	63,146.07	1/4	63,379.19
5/16	62,220.93	5/16	62,454.05	5/16	62,687.17	5/16	62,920.30	5/16	63,153.36	5/16	63,386.48
3/8	62,228.21	3/8	62,461.33	3/8	62,694.46	3/8	62,927.58	3/8	63,160.64	3/8	63,393.76
7/16	62,235.50	7/16	62,468.62	7/16	62,701.74	7/16	62,934.87	7/16	63,167.93	7/16	63,401.05
1/2	62,242.78	1/2	62,475.91	1/2	62,709.03	1/2	62,942.15	1/2	63,175.21	1/2	63,408.33
9/16	62,250.07	9/16	62,483.19	9/16	62,716.31	9/16	62,949.44	9/16	63,182.50	9/16	63,415.62
5/8	62,257.35	5/8	62,490.48	5/8	62,723.60	5/8	62,956.72	5/8	63,189.78	5/8	63,422.90
11/16	62,264.64	11/16	62,497.76	11/16	62,730.88	11/16	62,964.01	11/16	63,197.07	11/16	63,430.19
3/4	62,271.92	3/4	62,505.05	3/4	62,738.17	3/4	62,971.29	3/4	63,204.35	3/4	63,437.47
13/16	62,279.21	13/16	62,512.33	13/16	62,745.45	13/16	62,978.58	13/16	63,211.64	13/16	63,444.76
7/8	62,286.49	7/8	62,519.62	7/8	62,752.74	7/8	62,985.86	7/8	63,218.92	7/8	63,452.04
15/16	62,293.78	15/16	62,526.90	15/16	62,760.02	15/16	62,993.15	15/16	63,226.21	15/16	63,459.33
3	62,301.06	5	62,534.19	7	62,767.31	9	63,000.43	11	63,233.49	1	63,466.61
1/16	62,308.35	1/16	62,541.47	1/16	62,774.59	1/16	63,007.71	1/16	63,240.78	1/16	63,473.90
1/8	62,315.63	1/8	62,548.76	1/8	62,781.88	1/8	63,014.99	1/8	63,248.06	1/8	63,481.18
3/16	62,322.92	3/16	62,556.04	3/16	62,789.16	3/16	63,022.28	3/16	63,255.35	3/16	63,488.47
1/4	62,330.20	1/4	62,563.33	1/4	62,796.45	1/4	63,029.56	1/4	63,262.63	1/4	63,495.75
5/16	62,337.49	5/16	62,570.61	5/16	62,803.73	5/16	63,036.84	5/16	63,269.92	5/16	63,503.04
3/8	62,344.77	3/8	62,577.90	3/8	62,811.02	3/8	63,044.12	3/8	63,277.20	3/8	63,510.33
7/16	62,352.06	7/16	62,585.18	7/16	62,818.30	7/16	63,051.40	7/16	63,284.49	7/16	63,517.61
1/2	62,359.34	1/2	62,592.47	1/2	62,825.59	1/2	63,058.68	1/2	63,291.77	1/2	63,524.90
9/16	62,366.63	9/16	62,599.75	9/16	62,832.87	9/16	63,065.96	9/16	63,299.06	9/16	63,532.18
5/8	62,373.91	5/8	62,607.04	5/8	62,840.16	5/8	63,073.24	5/8	63,306.34	5/8	63,539.47
11/16	62,381.20	11/16	62,614.32	11/16	62,847.44	11/16	63,080.52	11/16	63,313.63	11/16	63,546.75
3/4	62,388.48	3/4	62,621.61	3/4	62,854.73	3/4	63,087.81	3/4	63,320.91	3/4	63,554.04
13/16	62,395.77	13/16	62,628.89	13/16	62,862.02	13/16	63,095.09	13/16	63,328.20	13/16	63,561.32
7/8	62,403.05	7/8	62,636.18	7/8	62,869.30	7/8	63,102.37	7/8	63,335.48	7/8	63,568.61
15/16	62,410.34	15/16	62,643.46	15/16	62,876.59	15/16	63,109.65	15/16	63,342.77	15/16	63,575.89

This chart is Certified for Tank: 15 only. No changes are permissible without the written consent of GAUGE POINT CALIBRATION.

For calibration specification information, see certificate on page 1.

Tank No: 15
GAUGE POINT CALIBRATION
1-800-205-TANK

Red Hill, Pearl Harbor, Hawaii

Issue Date: 11/2/2005

Capacities given in barrels of 42 U.S. gallons.

Gauge Height: 257'-00 5/8"

in/in	62 FT	in/in	62 FT	in/in	62 FT	in/in	62 FT	in/in	62 FT	in/in	63 FT
2	63,583.18	4	63,816.30	6	64,049.42	8	64,282.54	10	64,515.67	0	64,748.79
1/16	63,590.46	1/16	63,823.58	1/16	64,056.71	1/16	64,289.83	1/16	64,522.95	1/16	64,756.08
1/8	63,597.75	1/8	63,830.87	1/8	64,063.99	1/8	64,297.12	1/8	64,530.24	1/8	64,763.36
3/16	63,605.03	3/16	63,838.15	3/16	64,071.28	3/16	64,304.40	3/16	64,537.52	3/16	64,770.65
1/4	63,612.32	1/4	63,845.44	1/4	64,078.56	1/4	64,311.69	1/4	64,544.81	1/4	64,777.93
5/16	63,619.60	5/16	63,852.72	5/16	64,085.85	5/16	64,318.97	5/16	64,552.09	5/16	64,785.22
3/8	63,626.89	3/8	63,860.01	3/8	64,093.13	3/8	64,326.26	3/8	64,559.38	3/8	64,792.50
7/16	63,634.17	7/16	63,867.29	7/16	64,100.42	7/16	64,333.54	7/16	64,566.66	7/16	64,799.79
1/2	63,641.46	1/2	63,874.58	1/2	64,107.70	1/2	64,340.83	1/2	64,573.95	1/2	64,807.07
9/16	63,648.74	9/16	63,881.86	9/16	64,114.99	9/16	64,348.11	9/16	64,581.23	9/16	64,814.36
5/8	63,656.03	5/8	63,889.15	5/8	64,122.27	5/8	64,355.40	5/8	64,588.52	5/8	64,821.64
11/16	63,663.31	11/16	63,896.43	11/16	64,129.56	11/16	64,362.68	11/16	64,595.80	11/16	64,828.93
3/4	63,670.60	3/4	63,903.72	3/4	64,136.84	3/4	64,369.97	3/4	64,603.09	3/4	64,836.21
13/16	63,677.88	13/16	63,911.01	13/16	64,144.13	13/16	64,377.25	13/16	64,610.37	13/16	64,843.50
7/8	63,685.17	7/8	63,918.29	7/8	64,151.41	7/8	64,384.54	7/8	64,617.66	7/8	64,850.78
15/16	63,692.45	15/16	63,925.58	15/16	64,158.70	15/16	64,391.82	15/16	64,624.94	15/16	64,858.07
3	63,699.74	5	63,932.86	7	64,165.98	9	64,399.11	11	64,632.23	1	64,865.35
1/16	63,707.02	1/16	63,940.15	1/16	64,173.27	1/16	64,406.39	1/16	64,639.51	1/16	64,872.64
1/8	63,714.31	1/8	63,947.43	1/8	64,180.55	1/8	64,413.68	1/8	64,646.80	1/8	64,879.92
3/16	63,721.59	3/16	63,954.72	3/16	64,187.84	3/16	64,420.96	3/16	64,654.08	3/16	64,887.21
1/4	63,728.88	1/4	63,962.00	1/4	64,195.12	1/4	64,428.25	1/4	64,661.37	1/4	64,894.49
5/16	63,736.16	5/16	63,969.29	5/16	64,202.41	5/16	64,435.53	5/16	64,668.65	5/16	64,901.78
3/8	63,743.45	3/8	63,976.57	3/8	64,209.69	3/8	64,442.82	3/8	64,675.94	3/8	64,909.06
7/16	63,750.73	7/16	63,983.86	7/16	64,216.98	7/16	64,450.10	7/16	64,683.23	7/16	64,916.35
1/2	63,758.02	1/2	63,991.14	1/2	64,224.26	1/2	64,457.39	1/2	64,690.51	1/2	64,923.63
9/16	63,765.30	9/16	63,998.43	9/16	64,231.55	9/16	64,464.67	9/16	64,697.80	9/16	64,930.92
5/8	63,772.59	5/8	64,005.71	5/8	64,238.83	5/8	64,471.96	5/8	64,705.08	5/8	64,938.20
11/16	63,779.87	11/16	64,013.00	11/16	64,246.12	11/16	64,479.24	11/16	64,712.37	11/16	64,945.49
3/4	63,787.16	3/4	64,020.28	3/4	64,253.40	3/4	64,486.53	3/4	64,719.65	3/4	64,952.77
13/16	63,794.44	13/16	64,027.57	13/16	64,260.69	13/16	64,493.81	13/16	64,726.94	13/16	64,960.06
7/8	63,801.73	7/8	64,034.85	7/8	64,267.97	7/8	64,501.10	7/8	64,734.22	7/8	64,967.34
15/16	63,809.01	15/16	64,042.14	15/16	64,275.26	15/16	64,508.38	15/16	64,741.51	15/16	64,974.63

This chart is Certified for Tank: 15 only. No changes are permissible without the written consent of GAUGE POINT CALIBRATION.

For calibration specification information, see certificate on page 1.

Tank No: 15
GAUGE POINT CALIBRATION
1-800-205-TANK

Red Hill, Pearl Harbor, Hawaii

Issue Date: 11/2/2005

Capacities given in barrels of 42 U.S. gallons.

Gauge Height: 257'-00 5/8"

in/in	63 FT	in/in	63 FT	in/in	63 FT	in/in	63 FT	in/in	63 FT	in/in	64 FT
2	64,981.91	4	65,215.04	6	65,448.16	8	65,681.28	10	65,914.41	0	66,147.53
1/16	64,989.20	1/16	65,222.32	1/16	65,455.44	1/16	65,688.57	1/16	65,921.69	1/16	66,154.81
1/8	64,996.48	1/8	65,229.61	1/8	65,462.73	1/8	65,695.85	1/8	65,928.98	1/8	66,162.10
3/16	65,003.77	3/16	65,236.89	3/16	65,470.02	3/16	65,703.14	3/16	65,936.26	3/16	66,169.38
1/4	65,011.05	1/4	65,244.18	1/4	65,477.30	1/4	65,710.42	1/4	65,943.55	1/4	66,176.67
5/16	65,018.34	5/16	65,251.46	5/16	65,484.59	5/16	65,717.71	5/16	65,950.83	5/16	66,183.95
3/8	65,025.62	3/8	65,258.75	3/8	65,491.87	3/8	65,724.99	3/8	65,958.12	3/8	66,191.24
7/16	65,032.91	7/16	65,266.03	7/16	65,499.16	7/16	65,732.28	7/16	65,965.40	7/16	66,198.52
1/2	65,040.19	1/2	65,273.32	1/2	65,506.44	1/2	65,739.56	1/2	65,972.69	1/2	66,205.81
9/16	65,047.48	9/16	65,280.60	9/16	65,513.73	9/16	65,746.85	9/16	65,979.97	9/16	66,213.09
5/8	65,054.76	5/8	65,287.89	5/8	65,521.01	5/8	65,754.13	5/8	65,987.26	5/8	66,220.38
11/16	65,062.05	11/16	65,295.17	11/16	65,528.30	11/16	65,761.42	11/16	65,994.54	11/16	66,227.66
3/4	65,069.34	3/4	65,302.46	3/4	65,535.58	3/4	65,768.70	3/4	66,001.83	3/4	66,234.95
13/16	65,076.62	13/16	65,309.74	13/16	65,542.87	13/16	65,775.99	13/16	66,009.11	13/16	66,242.24
7/8	65,083.91	7/8	65,317.03	7/8	65,550.15	7/8	65,783.27	7/8	66,016.40	7/8	66,249.52
15/16	65,091.19	15/16	65,324.31	15/16	65,557.44	15/16	65,790.56	15/16	66,023.68	15/16	66,256.81
3	65,098.48	5	65,331.60	7	65,564.72	9	65,797.84	11	66,030.97	1	66,264.09
1/16	65,105.76	1/16	65,338.88	1/16	65,572.01	1/16	65,805.13	1/16	66,038.25	1/16	66,271.38
1/8	65,113.05	1/8	65,346.17	1/8	65,579.29	1/8	65,812.41	1/8	66,045.54	1/8	66,278.66
3/16	65,120.33	3/16	65,353.45	3/16	65,586.58	3/16	65,819.70	3/16	66,052.82	3/16	66,285.95
1/4	65,127.62	1/4	65,360.74	1/4	65,593.86	1/4	65,826.98	1/4	66,060.11	1/4	66,293.23
5/16	65,134.90	5/16	65,368.02	5/16	65,601.15	5/16	65,834.27	5/16	66,067.39	5/16	66,300.52
3/8	65,142.19	3/8	65,375.31	3/8	65,608.43	3/8	65,841.55	3/8	66,074.68	3/8	66,307.80
7/16	65,149.47	7/16	65,382.59	7/16	65,615.72	7/16	65,848.84	7/16	66,081.96	7/16	66,315.09
1/2	65,156.76	1/2	65,389.88	1/2	65,623.00	1/2	65,856.13	1/2	66,089.25	1/2	66,322.37
9/16	65,164.04	9/16	65,397.16	9/16	65,630.29	9/16	65,863.41	9/16	66,096.53	9/16	66,329.66
5/8	65,171.33	5/8	65,404.45	5/8	65,637.57	5/8	65,870.70	5/8	66,103.82	5/8	66,336.94
11/16	65,178.61	11/16	65,411.73	11/16	65,644.86	11/16	65,877.98	11/16	66,111.10	11/16	66,344.23
3/4	65,185.90	3/4	65,419.02	3/4	65,652.14	3/4	65,885.27	3/4	66,118.39	3/4	66,351.51
13/16	65,193.18	13/16	65,426.30	13/16	65,659.43	13/16	65,892.55	13/16	66,125.67	13/16	66,358.80
7/8	65,200.47	7/8	65,433.59	7/8	65,666.71	7/8	65,899.84	7/8	66,132.96	7/8	66,366.08
15/16	65,207.75	15/16	65,440.87	15/16	65,674.00	15/16	65,907.12	15/16	66,140.24	15/16	66,373.37

This chart is Certified for Tank: 15 only. No changes are permissible without the written consent of GAUGE POINT CALIBRATION.

For calibration specification information, see certificate on page 1.

Tank No: 15
GAUGE POINT CALIBRATION
1-800-205-TANK

Red Hill, Pearl Harbor, Hawaii

Issue Date: 11/2/2005

Capacities given in barrels of 42 U.S. gallons.

Gauge Height: 257'-00 5/8"

in/in	64 FT	in/in	64 FT	in/in	64 FT	in/in	64 FT	in/in	64 FT	in/in	65 FT
2	66,380.65	4	66,613.77	6	66,846.90	8	67,080.02	10	67,313.14	0	67,546.27
1/16	66,387.94	1/16	66,621.06	1/16	66,854.18	1/16	67,087.31	1/16	67,320.43	1/16	67,553.55
1/8	66,395.22	1/8	66,628.35	1/8	66,861.47	1/8	67,094.59	1/8	67,327.71	1/8	67,560.84
3/16	66,402.51	3/16	66,635.63	3/16	66,868.75	3/16	67,101.88	3/16	67,335.00	3/16	67,568.12
1/4	66,409.79	1/4	66,642.92	1/4	66,876.04	1/4	67,109.16	1/4	67,342.28	1/4	67,575.41
5/16	66,417.08	5/16	66,650.20	5/16	66,883.32	5/16	67,116.45	5/16	67,349.57	5/16	67,582.69
3/8	66,424.36	3/8	66,657.49	3/8	66,890.61	3/8	67,123.73	3/8	67,356.85	3/8	67,589.98
7/16	66,431.65	7/16	66,664.77	7/16	66,897.89	7/16	67,131.02	7/16	67,364.14	7/16	67,597.26
1/2	66,438.93	1/2	66,672.06	1/2	66,905.18	1/2	67,138.30	1/2	67,371.42	1/2	67,604.55
9/16	66,446.22	9/16	66,679.34	9/16	66,912.46	9/16	67,145.59	9/16	67,378.71	9/16	67,611.83
5/8	66,453.50	5/8	66,686.63	5/8	66,919.75	5/8	67,152.87	5/8	67,385.99	5/8	67,619.12
11/16	66,460.79	11/16	66,693.91	11/16	66,927.03	11/16	67,160.16	11/16	67,393.28	11/16	67,626.40
3/4	66,468.07	3/4	66,701.20	3/4	66,934.32	3/4	67,167.44	3/4	67,400.56	3/4	67,633.69
13/16	66,475.36	13/16	66,708.48	13/16	66,941.60	13/16	67,174.73	13/16	67,407.85	13/16	67,640.97
7/8	66,482.64	7/8	66,715.77	7/8	66,948.89	7/8	67,182.01	7/8	67,415.14	7/8	67,648.26
15/16	66,489.93	15/16	66,723.05	15/16	66,956.17	15/16	67,189.30	15/16	67,422.42	15/16	67,655.54
3	66,497.21	5	66,730.34	7	66,963.46	9	67,196.58	11	67,429.71	1	67,662.83
1/16	66,504.50	1/16	66,737.62	1/16	66,970.74	1/16	67,203.87	1/16	67,436.99	1/16	67,670.11
1/8	66,511.78	1/8	66,744.91	1/8	66,978.03	1/8	67,211.15	1/8	67,444.28	1/8	67,677.40
3/16	66,519.07	3/16	66,752.19	3/16	66,985.31	3/16	67,218.44	3/16	67,451.56	3/16	67,684.68
1/4	66,526.35	1/4	66,759.48	1/4	66,992.60	1/4	67,225.72	1/4	67,458.85	1/4	67,691.97
5/16	66,533.64	5/16	66,766.76	5/16	66,999.88	5/16	67,233.01	5/16	67,466.13	5/16	67,699.25
3/8	66,540.92	3/8	66,774.05	3/8	67,007.17	3/8	67,240.29	3/8	67,473.42	3/8	67,706.54
7/16	66,548.21	7/16	66,781.33	7/16	67,014.45	7/16	67,247.58	7/16	67,480.70	7/16	67,713.82
1/2	66,555.49	1/2	66,788.62	1/2	67,021.74	1/2	67,254.86	1/2	67,487.99	1/2	67,721.11
9/16	66,562.78	9/16	66,795.90	9/16	67,029.03	9/16	67,262.15	9/16	67,495.27	9/16	67,728.39
5/8	66,570.06	5/8	66,803.19	5/8	67,036.31	5/8	67,269.43	5/8	67,502.56	5/8	67,735.68
11/16	66,577.35	11/16	66,810.47	11/16	67,043.60	11/16	67,276.72	11/16	67,509.84	11/16	67,742.96
3/4	66,584.63	3/4	66,817.76	3/4	67,050.88	3/4	67,284.00	3/4	67,517.13	3/4	67,750.25
13/16	66,591.92	13/16	66,825.04	13/16	67,058.17	13/16	67,291.29	13/16	67,524.41	13/16	67,757.53
7/8	66,599.20	7/8	66,832.33	7/8	67,065.45	7/8	67,298.57	7/8	67,531.70	7/8	67,764.82
15/16	66,606.49	15/16	66,839.61	15/16	67,072.74	15/16	67,305.86	15/16	67,538.98	15/16	67,772.10

This chart is Certified for Tank: 15 only. No changes are permissible without the written consent of GAUGE POINT CALIBRATION.

For calibration specification information, see certificate on page 1.

Tank No: 15
GAUGE POINT CALIBRATION
1-800-205-TANK

Red Hill, Pearl Harbor, Hawaii

Issue Date: 11/2/2005

Capacities given in barrels of 42 U.S. gallons.

Gauge Height: 257'-00 5/8"

in/in	65 FT	in/in	65 FT	in/in	65 FT	in/in	65 FT	in/in	65 FT	in/in	66 FT
2	67,779.39	4	68,012.51	6	68,245.64	8	68,478.76	10	68,711.88	0	68,945.00
1/16	67,786.67	1/16	68,019.80	1/16	68,252.92	1/16	68,486.04	1/16	68,719.17	1/16	68,952.29
1/8	67,793.96	1/8	68,027.08	1/8	68,260.21	1/8	68,493.33	1/8	68,726.45	1/8	68,959.57
3/16	67,801.25	3/16	68,034.37	3/16	68,267.49	3/16	68,500.61	3/16	68,733.74	3/16	68,966.86
1/4	67,808.53	1/4	68,041.65	1/4	68,274.78	1/4	68,507.90	1/4	68,741.02	1/4	68,974.15
5/16	67,815.82	5/16	68,048.94	5/16	68,282.06	5/16	68,515.18	5/16	68,748.31	5/16	68,981.43
3/8	67,823.10	3/8	68,056.22	3/8	68,289.35	3/8	68,522.47	3/8	68,755.59	3/8	68,988.72
7/16	67,830.39	7/16	68,063.51	7/16	68,296.63	7/16	68,529.75	7/16	68,762.88	7/16	68,996.00
1/2	67,837.67	1/2	68,070.79	1/2	68,303.92	1/2	68,537.04	1/2	68,770.16	1/2	69,003.29
9/16	67,844.96	9/16	68,078.08	9/16	68,311.20	9/16	68,544.32	9/16	68,777.45	9/16	69,010.57
5/8	67,852.24	5/8	68,085.36	5/8	68,318.49	5/8	68,551.61	5/8	68,784.73	5/8	69,017.86
11/16	67,859.53	11/16	68,092.65	11/16	68,325.77	11/16	68,558.89	11/16	68,792.02	11/16	69,025.14
3/4	67,866.81	3/4	68,099.93	3/4	68,333.06	3/4	68,566.18	3/4	68,799.30	3/4	69,032.43
13/16	67,874.10	13/16	68,107.22	13/16	68,340.34	13/16	68,573.46	13/16	68,806.59	13/16	69,039.71
7/8	67,881.38	7/8	68,114.50	7/8	68,347.63	7/8	68,580.75	7/8	68,813.87	7/8	69,047.00
15/16	67,888.67	15/16	68,121.79	15/16	68,354.91	15/16	68,588.04	15/16	68,821.16	15/16	69,054.28
3	67,895.95	5	68,129.07	7	68,362.20	9	68,595.32	11	68,828.44	1	69,061.57
1/16	67,903.24	1/16	68,136.36	1/16	68,369.48	1/16	68,602.61	1/16	68,835.73	1/16	69,068.85
1/8	67,910.52	1/8	68,143.64	1/8	68,376.77	1/8	68,609.89	1/8	68,843.01	1/8	69,076.14
3/16	67,917.81	3/16	68,150.93	3/16	68,384.05	3/16	68,617.18	3/16	68,850.30	3/16	69,083.42
1/4	67,925.09	1/4	68,158.21	1/4	68,391.34	1/4	68,624.46	1/4	68,857.58	1/4	69,090.71
5/16	67,932.38	5/16	68,165.50	5/16	68,398.62	5/16	68,631.75	5/16	68,864.87	5/16	69,097.99
3/8	67,939.66	3/8	68,172.78	3/8	68,405.91	3/8	68,639.03	3/8	68,872.15	3/8	69,105.28
7/16	67,946.95	7/16	68,180.07	7/16	68,413.19	7/16	68,646.32	7/16	68,879.44	7/16	69,112.56
1/2	67,954.23	1/2	68,187.36	1/2	68,420.48	1/2	68,653.60	1/2	68,886.72	1/2	69,119.85
9/16	67,961.52	9/16	68,194.64	9/16	68,427.76	9/16	68,660.89	9/16	68,894.01	9/16	69,127.13
5/8	67,968.80	5/8	68,201.93	5/8	68,435.05	5/8	68,668.17	5/8	68,901.29	5/8	69,134.42
11/16	67,976.09	11/16	68,209.21	11/16	68,442.33	11/16	68,675.46	11/16	68,908.58	11/16	69,141.70
3/4	67,983.37	3/4	68,216.50	3/4	68,449.62	3/4	68,682.74	3/4	68,915.86	3/4	69,148.99
13/16	67,990.66	13/16	68,223.78	13/16	68,456.90	13/16	68,690.03	13/16	68,923.15	13/16	69,156.27
7/8	67,997.94	7/8	68,231.07	7/8	68,464.19	7/8	68,697.31	7/8	68,930.43	7/8	69,163.56
15/16	68,005.23	15/16	68,238.35	15/16	68,471.47	15/16	68,704.60	15/16	68,937.72	15/16	69,170.84

This chart is Certified for Tank: 15 only. No changes are permissible without the written consent of GAUGE POINT CALIBRATION.

For calibration specification information, see certificate on page 1.

Tank No: 15
GAUGE POINT CALIBRATION
1-800-205-TANK

Red Hill, Pearl Harbor, Hawaii

Issue Date: 11/2/2005

Capacities given in barrels of 42 U.S. gallons.

Gauge Height: 257'-00 5/8"

in/in	66 FT	in/in	66 FT	in/in	66 FT	in/in	66 FT	in/in	66 FT	in/in	67 FT
2	69,178.13	4	69,411.25	6	69,644.37	8	69,877.50	10	70,110.62	0	70,343.74
1/16	69,185.41	1/16	69,418.54	1/16	69,651.66	1/16	69,884.78	1/16	70,117.90	1/16	70,351.03
1/8	69,192.70	1/8	69,425.82	1/8	69,658.94	1/8	69,892.07	1/8	70,125.19	1/8	70,358.31
3/16	69,199.98	3/16	69,433.11	3/16	69,666.23	3/16	69,899.35	3/16	70,132.48	3/16	70,365.60
1/4	69,207.27	1/4	69,440.39	1/4	69,673.51	1/4	69,906.64	1/4	70,139.76	1/4	70,372.88
5/16	69,214.55	5/16	69,447.68	5/16	69,680.80	5/16	69,913.92	5/16	70,147.05	5/16	70,380.17
3/8	69,221.84	3/8	69,454.96	3/8	69,688.08	3/8	69,921.21	3/8	70,154.33	3/8	70,387.45
7/16	69,229.12	7/16	69,462.25	7/16	69,695.37	7/16	69,928.49	7/16	70,161.62	7/16	70,394.74
1/2	69,236.41	1/2	69,469.53	1/2	69,702.65	1/2	69,935.78	1/2	70,168.90	1/2	70,402.02
9/16	69,243.69	9/16	69,476.82	9/16	69,709.94	9/16	69,943.06	9/16	70,176.19	9/16	70,409.31
5/8	69,250.98	5/8	69,484.10	5/8	69,717.22	5/8	69,950.35	5/8	70,183.47	5/8	70,416.59
11/16	69,258.26	11/16	69,491.39	11/16	69,724.51	11/16	69,957.63	11/16	70,190.76	11/16	70,423.88
3/4	69,265.55	3/4	69,498.67	3/4	69,731.79	3/4	69,964.92	3/4	70,198.04	3/4	70,431.16
13/16	69,272.83	13/16	69,505.96	13/16	69,739.08	13/16	69,972.20	13/16	70,205.33	13/16	70,438.45
7/8	69,280.12	7/8	69,513.24	7/8	69,746.37	7/8	69,979.49	7/8	70,212.61	7/8	70,445.73
15/16	69,287.40	15/16	69,520.53	15/16	69,753.65	15/16	69,986.77	15/16	70,219.90	15/16	70,453.02
3	69,294.69	5	69,527.81	7	69,760.94	9	69,994.06	11	70,227.18	1	70,460.30
1/16	69,301.97	1/16	69,535.10	1/16	69,768.22	1/16	70,001.34	1/16	70,234.47	1/16	70,467.59
1/8	69,309.26	1/8	69,542.38	1/8	69,775.51	1/8	70,008.63	1/8	70,241.75	1/8	70,474.87
3/16	69,316.54	3/16	69,549.67	3/16	69,782.79	3/16	70,015.91	3/16	70,249.04	3/16	70,482.16
1/4	69,323.83	1/4	69,556.95	1/4	69,790.08	1/4	70,023.20	1/4	70,256.32	1/4	70,489.44
5/16	69,331.11	5/16	69,564.24	5/16	69,797.36	5/16	70,030.48	5/16	70,263.61	5/16	70,496.73
3/8	69,338.40	3/8	69,571.52	3/8	69,804.65	3/8	70,037.77	3/8	70,270.89	3/8	70,504.01
7/16	69,345.68	7/16	69,578.81	7/16	69,811.93	7/16	70,045.05	7/16	70,278.18	7/16	70,511.30
1/2	69,352.97	1/2	69,586.09	1/2	69,819.22	1/2	70,052.34	1/2	70,285.46	1/2	70,518.58
9/16	69,360.26	9/16	69,593.38	9/16	69,826.50	9/16	70,059.62	9/16	70,292.75	9/16	70,525.87
5/8	69,367.54	5/8	69,600.66	5/8	69,833.79	5/8	70,066.91	5/8	70,300.03	5/8	70,533.16
11/16	69,374.83	11/16	69,607.95	11/16	69,841.07	11/16	70,074.19	11/16	70,307.32	11/16	70,540.44
3/4	69,382.11	3/4	69,615.23	3/4	69,848.36	3/4	70,081.48	3/4	70,314.60	3/4	70,547.73
13/16	69,389.40	13/16	69,622.52	13/16	69,855.64	13/16	70,088.76	13/16	70,321.89	13/16	70,555.01
7/8	69,396.68	7/8	69,629.80	7/8	69,862.93	7/8	70,096.05	7/8	70,329.17	7/8	70,562.30
15/16	69,403.97	15/16	69,637.09	15/16	69,870.21	15/16	70,103.33	15/16	70,336.46	15/16	70,569.58

This chart is Certified for Tank: 15 only. No changes are permissible without the written consent of GAUGE POINT CALIBRATION.

For calibration specification information, see certificate on page 1.

Tank No: 15
GAUGE POINT CALIBRATION
1-800-205-TANK

Red Hill, Pearl Harbor, Hawaii

Issue Date: 11/2/2005

Capacities given in barrels of 42 U.S. gallons.

Gauge Height: 257'-00 5/8"

in/in	67 FT	in/in	67 FT	in/in	67 FT	in/in	67 FT	in/in	67 FT	in/in	68 FT
2	70,576.87	4	70,809.99	6	71,043.11	8	71,276.23	10	71,509.36	0	71,742.48
1/16	70,584.15	1/16	70,817.27	1/16	71,050.40	1/16	71,283.52	1/16	71,516.64	1/16	71,749.77
1/8	70,591.44	1/8	70,824.56	1/8	71,057.68	1/8	71,290.80	1/8	71,523.93	1/8	71,757.05
3/16	70,598.72	3/16	70,831.84	3/16	71,064.97	3/16	71,298.09	3/16	71,531.21	3/16	71,764.34
1/4	70,606.01	1/4	70,839.13	1/4	71,072.25	1/4	71,305.38	1/4	71,538.50	1/4	71,771.62
5/16	70,613.29	5/16	70,846.41	5/16	71,079.54	5/16	71,312.66	5/16	71,545.78	5/16	71,778.91
3/8	70,620.58	3/8	70,853.70	3/8	71,086.82	3/8	71,319.95	3/8	71,553.07	3/8	71,786.19
7/16	70,627.86	7/16	70,860.98	7/16	71,094.11	7/16	71,327.23	7/16	71,560.35	7/16	71,793.48
1/2	70,635.15	1/2	70,868.27	1/2	71,101.39	1/2	71,334.52	1/2	71,567.64	1/2	71,800.76
9/16	70,642.43	9/16	70,875.55	9/16	71,108.68	9/16	71,341.80	9/16	71,574.92	9/16	71,808.05
5/8	70,649.72	5/8	70,882.84	5/8	71,115.96	5/8	71,349.09	5/8	71,582.21	5/8	71,815.33
11/16	70,657.00	11/16	70,890.12	11/16	71,123.25	11/16	71,356.37	11/16	71,589.49	11/16	71,822.62
3/4	70,664.29	3/4	70,897.41	3/4	71,130.53	3/4	71,363.66	3/4	71,596.78	3/4	71,829.90
13/16	70,671.57	13/16	70,904.69	13/16	71,137.82	13/16	71,370.94	13/16	71,604.06	13/16	71,837.19
7/8	70,678.86	7/8	70,911.98	7/8	71,145.10	7/8	71,378.23	7/8	71,611.35	7/8	71,844.47
15/16	70,686.14	15/16	70,919.27	15/16	71,152.39	15/16	71,385.51	15/16	71,618.63	15/16	71,851.76
3	70,693.43	5	70,926.55	7	71,159.67	9	71,392.80	11	71,625.92	1	71,859.04
1/16	70,700.71	1/16	70,933.84	1/16	71,166.96	1/16	71,400.08	1/16	71,633.20	1/16	71,866.33
1/8	70,708.00	1/8	70,941.12	1/8	71,174.24	1/8	71,407.37	1/8	71,640.49	1/8	71,873.61
3/16	70,715.28	3/16	70,948.41	3/16	71,181.53	3/16	71,414.65	3/16	71,647.77	3/16	71,880.90
1/4	70,722.57	1/4	70,955.69	1/4	71,188.81	1/4	71,421.94	1/4	71,655.06	1/4	71,888.18
5/16	70,729.85	5/16	70,962.98	5/16	71,196.10	5/16	71,429.22	5/16	71,662.34	5/16	71,895.47
3/8	70,737.14	3/8	70,970.26	3/8	71,203.38	3/8	71,436.51	3/8	71,669.63	3/8	71,902.75
7/16	70,744.42	7/16	70,977.55	7/16	71,210.67	7/16	71,443.79	7/16	71,676.91	7/16	71,910.04
1/2	70,751.71	1/2	70,984.83	1/2	71,217.95	1/2	71,451.08	1/2	71,684.20	1/2	71,917.32
9/16	70,758.99	9/16	70,992.12	9/16	71,225.24	9/16	71,458.36	9/16	71,691.49	9/16	71,924.61
5/8	70,766.28	5/8	70,999.40	5/8	71,232.52	5/8	71,465.65	5/8	71,698.77	5/8	71,931.89
11/16	70,773.56	11/16	71,006.69	11/16	71,239.81	11/16	71,472.93	11/16	71,706.06	11/16	71,939.18
3/4	70,780.85	3/4	71,013.97	3/4	71,247.09	3/4	71,480.22	3/4	71,713.34	3/4	71,946.46
13/16	70,788.13	13/16	71,021.26	13/16	71,254.38	13/16	71,487.50	13/16	71,720.63	13/16	71,953.75
7/8	70,795.42	7/8	71,028.54	7/8	71,261.66	7/8	71,494.79	7/8	71,727.91	7/8	71,961.03
15/16	70,802.70	15/16	71,035.83	15/16	71,268.95	15/16	71,502.07	15/16	71,735.20	15/16	71,968.32

This chart is Certified for Tank: 15 only. No changes are permissible without the written consent of GAUGE POINT CALIBRATION.

For calibration specification information, see certificate on page 1.

Tank No: 15
GAUGE POINT CALIBRATION
1-800-205-TANK

Red Hill, Pearl Harbor, Hawaii

Issue Date: 11/2/2005

Capacities given in barrels of 42 U.S. gallons.

Gauge Height: 257'-00 5/8"

in/in	68 FT	in/in	68 FT	in/in	68 FT	in/in	68 FT	in/in	68 FT	in/in	69 FT
2	71,975.60	4	72,208.73	6	72,441.85	8	72,674.97	10	72,908.10	0	73,141.22
1/16	71,982.89	1/16	72,216.01	1/16	72,449.13	1/16	72,682.26	1/16	72,915.38	1/16	73,148.50
1/8	71,990.17	1/8	72,223.30	1/8	72,456.42	1/8	72,689.54	1/8	72,922.67	1/8	73,155.79
3/16	71,997.46	3/16	72,230.58	3/16	72,463.70	3/16	72,696.83	3/16	72,929.95	3/16	73,163.07
1/4	72,004.74	1/4	72,237.87	1/4	72,470.99	1/4	72,704.11	1/4	72,937.24	1/4	73,170.36
5/16	72,012.03	5/16	72,245.15	5/16	72,478.28	5/16	72,711.40	5/16	72,944.52	5/16	73,177.64
3/8	72,019.31	3/8	72,252.44	3/8	72,485.56	3/8	72,718.68	3/8	72,951.81	3/8	73,184.93
7/16	72,026.60	7/16	72,259.72	7/16	72,492.85	7/16	72,725.97	7/16	72,959.09	7/16	73,192.21
1/2	72,033.88	1/2	72,267.01	1/2	72,500.13	1/2	72,733.25	1/2	72,966.38	1/2	73,199.50
9/16	72,041.17	9/16	72,274.29	9/16	72,507.42	9/16	72,740.54	9/16	72,973.66	9/16	73,206.78
5/8	72,048.45	5/8	72,281.58	5/8	72,514.70	5/8	72,747.82	5/8	72,980.95	5/8	73,214.07
11/16	72,055.74	11/16	72,288.86	11/16	72,521.99	11/16	72,755.11	11/16	72,988.23	11/16	73,221.35
3/4	72,063.02	3/4	72,296.15	3/4	72,529.27	3/4	72,762.39	3/4	72,995.52	3/4	73,228.64
13/16	72,070.31	13/16	72,303.43	13/16	72,536.56	13/16	72,769.68	13/16	73,002.80	13/16	73,235.92
7/8	72,077.59	7/8	72,310.72	7/8	72,543.84	7/8	72,776.96	7/8	73,010.09	7/8	73,243.21
15/16	72,084.88	15/16	72,318.00	15/16	72,551.13	15/16	72,784.25	15/16	73,017.37	15/16	73,250.50
3	72,092.17	5	72,325.29	7	72,558.41	9	72,791.53	11	73,024.66	1	73,257.78
1/16	72,099.45	1/16	72,332.57	1/16	72,565.70	1/16	72,798.82	1/16	73,031.94	1/16	73,265.07
1/8	72,106.74	1/8	72,339.86	1/8	72,572.98	1/8	72,806.10	1/8	73,039.23	1/8	73,272.35
3/16	72,114.02	3/16	72,347.14	3/16	72,580.27	3/16	72,813.39	3/16	73,046.51	3/16	73,279.64
1/4	72,121.31	1/4	72,354.43	1/4	72,587.55	1/4	72,820.67	1/4	73,053.80	1/4	73,286.92
5/16	72,128.59	5/16	72,361.71	5/16	72,594.84	5/16	72,827.96	5/16	73,061.08	5/16	73,294.21
3/8	72,135.88	3/8	72,369.00	3/8	72,602.12	3/8	72,835.24	3/8	73,068.37	3/8	73,301.49
7/16	72,143.16	7/16	72,376.28	7/16	72,609.41	7/16	72,842.53	7/16	73,075.65	7/16	73,308.78
1/2	72,150.45	1/2	72,383.57	1/2	72,616.69	1/2	72,849.81	1/2	73,082.94	1/2	73,316.06
9/16	72,157.73	9/16	72,390.85	9/16	72,623.98	9/16	72,857.10	9/16	73,090.22	9/16	73,323.35
5/8	72,165.02	5/8	72,398.14	5/8	72,631.26	5/8	72,864.39	5/8	73,097.51	5/8	73,330.63
11/16	72,172.30	11/16	72,405.42	11/16	72,638.55	11/16	72,871.67	11/16	73,104.79	11/16	73,337.92
3/4	72,179.59	3/4	72,412.71	3/4	72,645.83	3/4	72,878.96	3/4	73,112.08	3/4	73,345.20
13/16	72,186.87	13/16	72,419.99	13/16	72,653.12	13/16	72,886.24	13/16	73,119.36	13/16	73,352.49
7/8	72,194.16	7/8	72,427.28	7/8	72,660.40	7/8	72,893.53	7/8	73,126.65	7/8	73,359.77
15/16	72,201.44	15/16	72,434.56	15/16	72,667.69	15/16	72,900.81	15/16	73,133.93	15/16	73,367.06

This chart is Certified for Tank: 15 only. No changes are permissible without the written consent of GAUGE POINT CALIBRATION.

For calibration specification information, see certificate on page 1.

Tank No: 15
GAUGE POINT CALIBRATION
1-800-205-TANK

Red Hill, Pearl Harbor, Hawaii

Issue Date: 11/2/2005

Capacities given in barrels of 42 U.S. gallons.

Gauge Height: 257'-00 5/8"

in/in	69 FT	in/in	69 FT	in/in	69 FT	in/in	69 FT	in/in	69 FT	in/in	70 FT
2	73,374.34	4	73,607.46	6	73,840.59	8	74,073.71	10	74,306.83	0	74,539.96
1/16	73,381.63	1/16	73,614.75	1/16	73,847.87	1/16	74,081.00	1/16	74,314.12	1/16	74,547.24
1/8	73,388.91	1/8	73,622.03	1/8	73,855.16	1/8	74,088.28	1/8	74,321.40	1/8	74,554.53
3/16	73,396.20	3/16	73,629.32	3/16	73,862.44	3/16	74,095.57	3/16	74,328.69	3/16	74,561.81
1/4	73,403.48	1/4	73,636.60	1/4	73,869.73	1/4	74,102.85	1/4	74,335.97	1/4	74,569.10
5/16	73,410.77	5/16	73,643.89	5/16	73,877.01	5/16	74,110.14	5/16	74,343.26	5/16	74,576.38
3/8	73,418.05	3/8	73,651.18	3/8	73,884.30	3/8	74,117.42	3/8	74,350.54	3/8	74,583.67
7/16	73,425.34	7/16	73,658.46	7/16	73,891.58	7/16	74,124.71	7/16	74,357.83	7/16	74,590.95
1/2	73,432.62	1/2	73,665.75	1/2	73,898.87	1/2	74,131.99	1/2	74,365.11	1/2	74,598.24
9/16	73,439.91	9/16	73,673.03	9/16	73,906.15	9/16	74,139.28	9/16	74,372.40	9/16	74,605.52
5/8	73,447.19	5/8	73,680.32	5/8	73,913.44	5/8	74,146.56	5/8	74,379.68	5/8	74,612.81
11/16	73,454.48	11/16	73,687.60	11/16	73,920.72	11/16	74,153.85	11/16	74,386.97	11/16	74,620.09
3/4	73,461.76	3/4	73,694.89	3/4	73,928.01	3/4	74,161.13	3/4	74,394.25	3/4	74,627.38
13/16	73,469.05	13/16	73,702.17	13/16	73,935.29	13/16	74,168.42	13/16	74,401.54	13/16	74,634.66
7/8	73,476.33	7/8	73,709.46	7/8	73,942.58	7/8	74,175.70	7/8	74,408.82	7/8	74,641.95
15/16	73,483.62	15/16	73,716.74	15/16	73,949.86	15/16	74,182.99	15/16	74,416.11	15/16	74,649.23
3	73,490.90	5	73,724.03	7	73,957.15	9	74,190.27	11	74,423.40	1	74,656.52
1/16	73,498.19	1/16	73,731.31	1/16	73,964.43	1/16	74,197.56	1/16	74,430.68	1/16	74,663.80
1/8	73,505.47	1/8	73,738.60	1/8	73,971.72	1/8	74,204.84	1/8	74,437.97	1/8	74,671.09
3/16	73,512.76	3/16	73,745.88	3/16	73,979.00	3/16	74,212.13	3/16	74,445.25	3/16	74,678.37
1/4	73,520.04	1/4	73,753.17	1/4	73,986.29	1/4	74,219.41	1/4	74,452.54	1/4	74,685.66
5/16	73,527.33	5/16	73,760.45	5/16	73,993.57	5/16	74,226.70	5/16	74,459.82	5/16	74,692.94
3/8	73,534.61	3/8	73,767.74	3/8	74,000.86	3/8	74,233.98	3/8	74,467.11	3/8	74,700.23
7/16	73,541.90	7/16	73,775.02	7/16	74,008.14	7/16	74,241.27	7/16	74,474.39	7/16	74,707.51
1/2	73,549.18	1/2	73,782.31	1/2	74,015.43	1/2	74,248.55	1/2	74,481.68	1/2	74,714.80
9/16	73,556.47	9/16	73,789.59	9/16	74,022.71	9/16	74,255.84	9/16	74,488.96	9/16	74,722.08
5/8	73,563.75	5/8	73,796.88	5/8	74,030.00	5/8	74,263.12	5/8	74,496.25	5/8	74,729.37
11/16	73,571.04	11/16	73,804.16	11/16	74,037.29	11/16	74,270.41	11/16	74,503.53	11/16	74,736.65
3/4	73,578.32	3/4	73,811.45	3/4	74,044.57	3/4	74,277.69	3/4	74,510.82	3/4	74,743.94
13/16	73,585.61	13/16	73,818.73	13/16	74,051.86	13/16	74,284.98	13/16	74,518.10	13/16	74,751.22
7/8	73,592.89	7/8	73,826.02	7/8	74,059.14	7/8	74,292.26	7/8	74,525.39	7/8	74,758.51
15/16	73,600.18	15/16	73,833.30	15/16	74,066.43	15/16	74,299.55	15/16	74,532.67	15/16	74,765.79

This chart is Certified for Tank: 15 only. No changes are permissible without the written consent of GAUGE POINT CALIBRATION.

For calibration specification information, see certificate on page 1.

Tank No: 15
GAUGE POINT CALIBRATION
1-800-205-TANK

Red Hill, Pearl Harbor, Hawaii

Issue Date: 11/2/2005

Capacities given in barrels of 42 U.S. gallons.

Gauge Height: 257'-00 5/8"

in/in	70 FT	in/in	70 FT	in/in	70 FT	in/in	70 FT	in/in	70 FT	in/in	71 FT
2	74,773.08	4	75,006.20	6	75,239.33	8	75,472.45	10	75,705.57	0	75,938.69
1/16	74,780.36	1/16	75,013.49	1/16	75,246.61	1/16	75,479.73	1/16	75,712.86	1/16	75,945.98
1/8	74,787.65	1/8	75,020.77	1/8	75,253.90	1/8	75,487.02	1/8	75,720.14	1/8	75,953.26
3/16	74,794.93	3/16	75,028.06	3/16	75,261.18	3/16	75,494.30	3/16	75,727.43	3/16	75,960.55
1/4	74,802.22	1/4	75,035.34	1/4	75,268.47	1/4	75,501.59	1/4	75,734.71	1/4	75,967.83
5/16	74,809.51	5/16	75,042.63	5/16	75,275.75	5/16	75,508.87	5/16	75,742.00	5/16	75,975.12
3/8	74,816.79	3/8	75,049.91	3/8	75,283.04	3/8	75,516.16	3/8	75,749.28	3/8	75,982.41
7/16	74,824.08	7/16	75,057.20	7/16	75,290.32	7/16	75,523.44	7/16	75,756.57	7/16	75,989.69
1/2	74,831.36	1/2	75,064.48	1/2	75,297.61	1/2	75,530.73	1/2	75,763.85	1/2	75,996.98
9/16	74,838.65	9/16	75,071.77	9/16	75,304.89	9/16	75,538.01	9/16	75,771.14	9/16	76,004.26
5/8	74,845.93	5/8	75,079.05	5/8	75,312.18	5/8	75,545.30	5/8	75,778.42	5/8	76,011.55
11/16	74,853.22	11/16	75,086.34	11/16	75,319.46	11/16	75,552.58	11/16	75,785.71	11/16	76,018.83
3/4	74,860.50	3/4	75,093.62	3/4	75,326.75	3/4	75,559.87	3/4	75,792.99	3/4	76,026.12
13/16	74,867.79	13/16	75,100.91	13/16	75,334.03	13/16	75,567.15	13/16	75,800.28	13/16	76,033.40
7/8	74,875.07	7/8	75,108.19	7/8	75,341.32	7/8	75,574.44	7/8	75,807.56	7/8	76,040.69
15/16	74,882.36	15/16	75,115.48	15/16	75,348.60	15/16	75,581.72	15/16	75,814.85	15/16	76,047.97
3	74,889.64	5	75,122.76	7	75,355.89	9	75,589.01	11	75,822.13	1	76,055.26
1/16	74,896.93	1/16	75,130.05	1/16	75,363.17	1/16	75,596.30	1/16	75,829.42	1/16	76,062.54
1/8	74,904.21	1/8	75,137.33	1/8	75,370.46	1/8	75,603.58	1/8	75,836.70	1/8	76,069.83
3/16	74,911.50	3/16	75,144.62	3/16	75,377.74	3/16	75,610.87	3/16	75,843.99	3/16	76,077.11
1/4	74,918.78	1/4	75,151.90	1/4	75,385.03	1/4	75,618.15	1/4	75,851.27	1/4	76,084.40
5/16	74,926.07	5/16	75,159.19	5/16	75,392.31	5/16	75,625.44	5/16	75,858.56	5/16	76,091.68
3/8	74,933.35	3/8	75,166.47	3/8	75,399.60	3/8	75,632.72	3/8	75,865.84	3/8	76,098.97
7/16	74,940.64	7/16	75,173.76	7/16	75,406.88	7/16	75,640.01	7/16	75,873.13	7/16	76,106.25
1/2	74,947.92	1/2	75,181.04	1/2	75,414.17	1/2	75,647.29	1/2	75,880.41	1/2	76,113.54
9/16	74,955.21	9/16	75,188.33	9/16	75,421.45	9/16	75,654.58	9/16	75,887.70	9/16	76,120.82
5/8	74,962.49	5/8	75,195.61	5/8	75,428.74	5/8	75,661.86	5/8	75,894.98	5/8	76,128.11
11/16	74,969.78	11/16	75,202.90	11/16	75,436.02	11/16	75,669.15	11/16	75,902.27	11/16	76,135.39
3/4	74,977.06	3/4	75,210.19	3/4	75,443.31	3/4	75,676.43	3/4	75,909.55	3/4	76,142.68
13/16	74,984.35	13/16	75,217.47	13/16	75,450.59	13/16	75,683.72	13/16	75,916.84	13/16	76,149.96
7/8	74,991.63	7/8	75,224.76	7/8	75,457.88	7/8	75,691.00	7/8	75,924.12	7/8	76,157.25
15/16	74,998.92	15/16	75,232.04	15/16	75,465.16	15/16	75,698.29	15/16	75,931.41	15/16	76,164.53

This chart is Certified for Tank: 15 only. No changes are permissible without the written consent of GAUGE POINT CALIBRATION.

For calibration specification information, see certificate on page 1.

Tank No: 15
GAUGE POINT CALIBRATION
1-800-205-TANK

Red Hill, Pearl Harbor, Hawaii

Issue Date: 11/2/2005

Capacities given in barrels of 42 U.S. gallons.

Gauge Height: 257'-00 5/8"

in/in	71 FT	in/in	71 FT	in/in	71 FT	in/in	71 FT	in/in	71 FT	in/in	72 FT
2	76,171.82	4	76,404.94	6	76,638.06	8	76,871.19	10	77,104.25	0	77,337.37
1/16	76,179.10	1/16	76,412.23	1/16	76,645.35	1/16	76,878.47	1/16	77,111.53	1/16	77,344.65
1/8	76,186.39	1/8	76,419.51	1/8	76,652.63	1/8	76,885.76	1/8	77,118.82	1/8	77,351.94
3/16	76,193.67	3/16	76,426.80	3/16	76,659.92	3/16	76,893.04	3/16	77,126.10	3/16	77,359.22
1/4	76,200.96	1/4	76,434.08	1/4	76,667.20	1/4	76,900.33	1/4	77,133.39	1/4	77,366.51
5/16	76,208.24	5/16	76,441.37	5/16	76,674.49	5/16	76,907.61	5/16	77,140.67	5/16	77,373.79
3/8	76,215.53	3/8	76,448.65	3/8	76,681.77	3/8	76,914.90	3/8	77,147.96	3/8	77,381.08
7/16	76,222.81	7/16	76,455.94	7/16	76,689.06	7/16	76,922.18	7/16	77,155.24	7/16	77,388.36
1/2	76,230.10	1/2	76,463.22	1/2	76,696.34	1/2	76,929.47	1/2	77,162.53	1/2	77,395.65
9/16	76,237.38	9/16	76,470.51	9/16	76,703.63	9/16	76,936.75	9/16	77,169.81	9/16	77,402.93
5/8	76,244.67	5/8	76,477.79	5/8	76,710.91	5/8	76,944.04	5/8	77,177.10	5/8	77,410.22
11/16	76,251.95	11/16	76,485.08	11/16	76,718.20	11/16	76,951.32	11/16	77,184.38	11/16	77,417.51
3/4	76,259.24	3/4	76,492.36	3/4	76,725.48	3/4	76,958.61	3/4	77,191.67	3/4	77,424.79
13/16	76,266.52	13/16	76,499.65	13/16	76,732.77	13/16	76,965.89	13/16	77,198.95	13/16	77,432.08
7/8	76,273.81	7/8	76,506.93	7/8	76,740.05	7/8	76,973.18	7/8	77,206.24	7/8	77,439.36
15/16	76,281.09	15/16	76,514.22	15/16	76,747.34	15/16	76,980.46	15/16	77,213.52	15/16	77,446.65
3	76,288.38	5	76,521.50	7	76,754.63	9	76,987.75	11	77,220.81	1	77,453.93
1/16	76,295.66	1/16	76,528.79	1/16	76,761.91	1/16	76,995.03	1/16	77,228.09	1/16	77,461.22
1/8	76,302.95	1/8	76,536.07	1/8	76,769.20	1/8	77,002.31	1/8	77,235.38	1/8	77,468.50
3/16	76,310.23	3/16	76,543.36	3/16	76,776.48	3/16	77,009.59	3/16	77,242.66	3/16	77,475.79
1/4	76,317.52	1/4	76,550.64	1/4	76,783.77	1/4	77,016.87	1/4	77,249.95	1/4	77,483.07
5/16	76,324.80	5/16	76,557.93	5/16	76,791.05	5/16	77,024.15	5/16	77,257.23	5/16	77,490.36
3/8	76,332.09	3/8	76,565.21	3/8	76,798.34	3/8	77,031.43	3/8	77,264.52	3/8	77,497.64
7/16	76,339.37	7/16	76,572.50	7/16	76,805.62	7/16	77,038.72	7/16	77,271.80	7/16	77,504.93
1/2	76,346.66	1/2	76,579.78	1/2	76,812.91	1/2	77,046.00	1/2	77,279.09	1/2	77,512.21
9/16	76,353.94	9/16	76,587.07	9/16	76,820.19	9/16	77,053.28	9/16	77,286.37	9/16	77,519.50
5/8	76,361.23	5/8	76,594.35	5/8	76,827.48	5/8	77,060.56	5/8	77,293.66	5/8	77,526.78
11/16	76,368.52	11/16	76,601.64	11/16	76,834.76	11/16	77,067.84	11/16	77,300.94	11/16	77,534.07
3/4	76,375.80	3/4	76,608.92	3/4	76,842.05	3/4	77,075.12	3/4	77,308.23	3/4	77,541.35
13/16	76,383.09	13/16	76,616.21	13/16	76,849.33	13/16	77,082.40	13/16	77,315.51	13/16	77,548.64
7/8	76,390.37	7/8	76,623.49	7/8	76,856.62	7/8	77,089.68	7/8	77,322.80	7/8	77,555.92
15/16	76,397.66	15/16	76,630.78	15/16	76,863.90	15/16	77,096.96	15/16	77,330.08	15/16	77,563.21

This chart is Certified for Tank: 15 only. No changes are permissible without the written consent of GAUGE POINT CALIBRATION.

For calibration specification information, see certificate on page 1.

Tank No: 15
GAUGE POINT CALIBRATION
1-800-205-TANK

Red Hill, Pearl Harbor, Hawaii

Issue Date: 11/2/2005

Capacities given in barrels of 42 U.S. gallons.

Gauge Height: 257'-00 5/8"

in/in	72 FT	in/in	72 FT	in/in	72 FT	in/in	72 FT	in/in	72 FT	in/in	73 FT
2	77,570.49	4	77,803.62	6	78,036.74	8	78,269.86	10	78,502.98	0	78,736.11
1/16	77,577.78	1/16	77,810.90	1/16	78,044.02	1/16	78,277.15	1/16	78,510.27	1/16	78,743.39
1/8	77,585.06	1/8	77,818.19	1/8	78,051.31	1/8	78,284.43	1/8	78,517.55	1/8	78,750.68
3/16	77,592.35	3/16	77,825.47	3/16	78,058.59	3/16	78,291.72	3/16	78,524.84	3/16	78,757.96
1/4	77,599.63	1/4	77,832.76	1/4	78,065.88	1/4	78,299.00	1/4	78,532.12	1/4	78,765.25
5/16	77,606.92	5/16	77,840.04	5/16	78,073.16	5/16	78,306.29	5/16	78,539.41	5/16	78,772.53
3/8	77,614.20	3/8	77,847.33	3/8	78,080.45	3/8	78,313.57	3/8	78,546.69	3/8	78,779.82
7/16	77,621.49	7/16	77,854.61	7/16	78,087.73	7/16	78,320.86	7/16	78,553.98	7/16	78,787.10
1/2	77,628.77	1/2	77,861.90	1/2	78,095.02	1/2	78,328.14	1/2	78,561.26	1/2	78,794.39
9/16	77,636.06	9/16	77,869.18	9/16	78,102.30	9/16	78,335.43	9/16	78,568.55	9/16	78,801.67
5/8	77,643.34	5/8	77,876.47	5/8	78,109.59	5/8	78,342.71	5/8	78,575.83	5/8	78,808.96
11/16	77,650.63	11/16	77,883.75	11/16	78,116.87	11/16	78,350.00	11/16	78,583.12	11/16	78,816.24
3/4	77,657.91	3/4	77,891.04	3/4	78,124.16	3/4	78,357.28	3/4	78,590.41	3/4	78,823.53
13/16	77,665.20	13/16	77,898.32	13/16	78,131.44	13/16	78,364.57	13/16	78,597.69	13/16	78,830.81
7/8	77,672.48	7/8	77,905.61	7/8	78,138.73	7/8	78,371.85	7/8	78,604.98	7/8	78,838.10
15/16	77,679.77	15/16	77,912.89	15/16	78,146.01	15/16	78,379.14	15/16	78,612.26	15/16	78,845.38
3	77,687.05	5	77,920.18	7	78,153.30	9	78,386.42	11	78,619.55	1	78,852.67
1/16	77,694.34	1/16	77,927.46	1/16	78,160.58	1/16	78,393.71	1/16	78,626.83	1/16	78,859.95
1/8	77,701.62	1/8	77,934.75	1/8	78,167.87	1/8	78,400.99	1/8	78,634.12	1/8	78,867.24
3/16	77,708.91	3/16	77,942.03	3/16	78,175.15	3/16	78,408.28	3/16	78,641.40	3/16	78,874.52
1/4	77,716.19	1/4	77,949.32	1/4	78,182.44	1/4	78,415.56	1/4	78,648.69	1/4	78,881.81
5/16	77,723.48	5/16	77,956.60	5/16	78,189.73	5/16	78,422.85	5/16	78,655.97	5/16	78,889.09
3/8	77,730.76	3/8	77,963.89	3/8	78,197.01	3/8	78,430.13	3/8	78,663.26	3/8	78,896.38
7/16	77,738.05	7/16	77,971.17	7/16	78,204.30	7/16	78,437.42	7/16	78,670.54	7/16	78,903.66
1/2	77,745.33	1/2	77,978.46	1/2	78,211.58	1/2	78,444.70	1/2	78,677.83	1/2	78,910.95
9/16	77,752.62	9/16	77,985.74	9/16	78,218.87	9/16	78,451.99	9/16	78,685.11	9/16	78,918.23
5/8	77,759.90	5/8	77,993.03	5/8	78,226.15	5/8	78,459.27	5/8	78,692.40	5/8	78,925.52
11/16	77,767.19	11/16	78,000.31	11/16	78,233.44	11/16	78,466.56	11/16	78,699.68	11/16	78,932.80
3/4	77,774.47	3/4	78,007.60	3/4	78,240.72	3/4	78,473.84	3/4	78,706.97	3/4	78,940.09
13/16	77,781.76	13/16	78,014.88	13/16	78,248.01	13/16	78,481.13	13/16	78,714.25	13/16	78,947.37
7/8	77,789.04	7/8	78,022.17	7/8	78,255.29	7/8	78,488.41	7/8	78,721.54	7/8	78,954.66
15/16	77,796.33	15/16	78,029.45	15/16	78,262.58	15/16	78,495.70	15/16	78,728.82	15/16	78,961.94

This chart is Certified for Tank: 15 only. No changes are permissible without the written consent of GAUGE POINT CALIBRATION.

For calibration specification information, see certificate on page 1.

Tank No: 15
GAUGE POINT CALIBRATION
1-800-205-TANK

Red Hill, Pearl Harbor, Hawaii

Issue Date: 11/2/2005

Capacities given in barrels of 42 U.S. gallons.

Gauge Height: 257'-00 5/8"

in/in	73 FT	in/in	73 FT	in/in	73 FT	in/in	73 FT	in/in	73 FT	in/in	74 FT
2	78,969.23	4	79,202.35	6	79,435.48	8	79,668.60	10	79,901.72	0	80,134.84
1/16	78,976.52	1/16	79,209.64	1/16	79,442.76	1/16	79,675.88	1/16	79,909.01	1/16	80,142.13
1/8	78,983.80	1/8	79,216.92	1/8	79,450.05	1/8	79,683.17	1/8	79,916.29	1/8	80,149.42
3/16	78,991.09	3/16	79,224.21	3/16	79,457.33	3/16	79,690.45	3/16	79,923.58	3/16	80,156.70
1/4	78,998.37	1/4	79,231.49	1/4	79,464.62	1/4	79,697.74	1/4	79,930.86	1/4	80,163.99
5/16	79,005.66	5/16	79,238.78	5/16	79,471.90	5/16	79,705.02	5/16	79,938.15	5/16	80,171.27
3/8	79,012.94	3/8	79,246.06	3/8	79,479.19	3/8	79,712.31	3/8	79,945.43	3/8	80,178.56
7/16	79,020.23	7/16	79,253.35	7/16	79,486.47	7/16	79,719.59	7/16	79,952.72	7/16	80,185.84
1/2	79,027.51	1/2	79,260.63	1/2	79,493.76	1/2	79,726.88	1/2	79,960.00	1/2	80,193.13
9/16	79,034.80	9/16	79,267.92	9/16	79,501.04	9/16	79,734.16	9/16	79,967.29	9/16	80,200.41
5/8	79,042.08	5/8	79,275.20	5/8	79,508.33	5/8	79,741.45	5/8	79,974.57	5/8	80,207.70
11/16	79,049.37	11/16	79,282.49	11/16	79,515.61	11/16	79,748.74	11/16	79,981.86	11/16	80,214.98
3/4	79,056.65	3/4	79,289.77	3/4	79,522.90	3/4	79,756.02	3/4	79,989.14	3/4	80,222.27
13/16	79,063.94	13/16	79,297.06	13/16	79,530.18	13/16	79,763.31	13/16	79,996.43	13/16	80,229.55
7/8	79,071.22	7/8	79,304.34	7/8	79,537.47	7/8	79,770.59	7/8	80,003.71	7/8	80,236.84
15/16	79,078.51	15/16	79,311.63	15/16	79,544.75	15/16	79,777.88	15/16	80,011.00	15/16	80,244.12
3	79,085.79	5	79,318.91	7	79,552.04	9	79,785.16	11	80,018.28	1	80,251.41
1/16	79,093.08	1/16	79,326.20	1/16	79,559.32	1/16	79,792.45	1/16	80,025.57	1/16	80,258.69
1/8	79,100.36	1/8	79,333.48	1/8	79,566.61	1/8	79,799.73	1/8	80,032.85	1/8	80,265.98
3/16	79,107.65	3/16	79,340.77	3/16	79,573.89	3/16	79,807.02	3/16	80,040.14	3/16	80,273.26
1/4	79,114.93	1/4	79,348.05	1/4	79,581.18	1/4	79,814.30	1/4	80,047.42	1/4	80,280.55
5/16	79,122.22	5/16	79,355.34	5/16	79,588.46	5/16	79,821.59	5/16	80,054.71	5/16	80,287.83
3/8	79,129.50	3/8	79,362.63	3/8	79,595.75	3/8	79,828.87	3/8	80,061.99	3/8	80,295.12
7/16	79,136.79	7/16	79,369.91	7/16	79,603.03	7/16	79,836.16	7/16	80,069.28	7/16	80,302.40
1/2	79,144.07	1/2	79,377.20	1/2	79,610.32	1/2	79,843.44	1/2	80,076.56	1/2	80,309.69
9/16	79,151.36	9/16	79,384.48	9/16	79,617.60	9/16	79,850.73	9/16	80,083.85	9/16	80,316.97
5/8	79,158.64	5/8	79,391.77	5/8	79,624.89	5/8	79,858.01	5/8	80,091.13	5/8	80,324.26
11/16	79,165.93	11/16	79,399.05	11/16	79,632.17	11/16	79,865.30	11/16	80,098.42	11/16	80,331.54
3/4	79,173.21	3/4	79,406.34	3/4	79,639.46	3/4	79,872.58	3/4	80,105.70	3/4	80,338.83
13/16	79,180.50	13/16	79,413.62	13/16	79,646.74	13/16	79,879.87	13/16	80,112.99	13/16	80,346.11
7/8	79,187.78	7/8	79,420.91	7/8	79,654.03	7/8	79,887.15	7/8	80,120.27	7/8	80,353.40
15/16	79,195.07	15/16	79,428.19	15/16	79,661.31	15/16	79,894.44	15/16	80,127.56	15/16	80,360.68

This chart is Certified for Tank: 15 only. No changes are permissible without the written consent of GAUGE POINT CALIBRATION.

For calibration specification information, see certificate on page 1.

Tank No: 15
GAUGE POINT CALIBRATION
1-800-205-TANK

Red Hill, Pearl Harbor, Hawaii

Issue Date: 11/2/2005

Capacities given in barrels of 42 U.S. gallons.

Gauge Height: 257'-00 5/8"

in/in	74 FT	in/in	74 FT	in/in	74 FT	in/in	74 FT	in/in	74 FT	in/in	75 FT
2	80,367.97	4	80,601.09	6	80,834.21	8	81,067.34	10	81,300.46	0	81,533.58
1/16	80,375.25	1/16	80,608.38	1/16	80,841.50	1/16	81,074.62	1/16	81,307.75	1/16	81,540.87
1/8	80,382.54	1/8	80,615.66	1/8	80,848.78	1/8	81,081.91	1/8	81,315.03	1/8	81,548.15
3/16	80,389.82	3/16	80,622.95	3/16	80,856.07	3/16	81,089.19	3/16	81,322.32	3/16	81,555.44
1/4	80,397.11	1/4	80,630.23	1/4	80,863.35	1/4	81,096.48	1/4	81,329.60	1/4	81,562.72
5/16	80,404.39	5/16	80,637.52	5/16	80,870.64	5/16	81,103.76	5/16	81,336.89	5/16	81,570.01
3/8	80,411.68	3/8	80,644.80	3/8	80,877.92	3/8	81,111.05	3/8	81,344.17	3/8	81,577.29
7/16	80,418.96	7/16	80,652.09	7/16	80,885.21	7/16	81,118.33	7/16	81,351.46	7/16	81,584.58
1/2	80,426.25	1/2	80,659.37	1/2	80,892.49	1/2	81,125.62	1/2	81,358.74	1/2	81,591.86
9/16	80,433.53	9/16	80,666.66	9/16	80,899.78	9/16	81,132.90	9/16	81,366.03	9/16	81,599.15
5/8	80,440.82	5/8	80,673.94	5/8	80,907.06	5/8	81,140.19	5/8	81,373.31	5/8	81,606.43
11/16	80,448.10	11/16	80,681.23	11/16	80,914.35	11/16	81,147.47	11/16	81,380.60	11/16	81,613.72
3/4	80,455.39	3/4	80,688.51	3/4	80,921.64	3/4	81,154.76	3/4	81,387.88	3/4	81,621.00
13/16	80,462.67	13/16	80,695.80	13/16	80,928.92	13/16	81,162.04	13/16	81,395.17	13/16	81,628.29
7/8	80,469.96	7/8	80,703.08	7/8	80,936.21	7/8	81,169.33	7/8	81,402.45	7/8	81,635.57
15/16	80,477.24	15/16	80,710.37	15/16	80,943.49	15/16	81,176.61	15/16	81,409.74	15/16	81,642.86
3	80,484.53	5	80,717.65	7	80,950.78	9	81,183.90	11	81,417.02	1	81,650.14
1/16	80,491.81	1/16	80,724.94	1/16	80,958.06	1/16	81,191.18	1/16	81,424.31	1/16	81,657.43
1/8	80,499.10	1/8	80,732.22	1/8	80,965.35	1/8	81,198.47	1/8	81,431.59	1/8	81,664.71
3/16	80,506.38	3/16	80,739.51	3/16	80,972.63	3/16	81,205.75	3/16	81,438.88	3/16	81,672.00
1/4	80,513.67	1/4	80,746.79	1/4	80,979.92	1/4	81,213.04	1/4	81,446.16	1/4	81,679.28
5/16	80,520.95	5/16	80,754.08	5/16	80,987.20	5/16	81,220.32	5/16	81,453.45	5/16	81,686.57
3/8	80,528.24	3/8	80,761.36	3/8	80,994.49	3/8	81,227.61	3/8	81,460.73	3/8	81,693.85
7/16	80,535.53	7/16	80,768.65	7/16	81,001.77	7/16	81,234.89	7/16	81,468.02	7/16	81,701.14
1/2	80,542.81	1/2	80,775.93	1/2	81,009.06	1/2	81,242.18	1/2	81,475.30	1/2	81,708.43
9/16	80,550.10	9/16	80,783.22	9/16	81,016.34	9/16	81,249.46	9/16	81,482.59	9/16	81,715.71
5/8	80,557.38	5/8	80,790.50	5/8	81,023.63	5/8	81,256.75	5/8	81,489.87	5/8	81,723.00
11/16	80,564.67	11/16	80,797.79	11/16	81,030.91	11/16	81,264.03	11/16	81,497.16	11/16	81,730.28
3/4	80,571.95	3/4	80,805.07	3/4	81,038.20	3/4	81,271.32	3/4	81,504.44	3/4	81,737.57
13/16	80,579.24	13/16	80,812.36	13/16	81,045.48	13/16	81,278.60	13/16	81,511.73	13/16	81,744.85
7/8	80,586.52	7/8	80,819.64	7/8	81,052.77	7/8	81,285.89	7/8	81,519.01	7/8	81,752.14
15/16	80,593.81	15/16	80,826.93	15/16	81,060.05	15/16	81,293.17	15/16	81,526.30	15/16	81,759.42

This chart is Certified for Tank: 15 only. No changes are permissible without the written consent of GAUGE POINT CALIBRATION.

For calibration specification information, see certificate on page 1.

Tank No: 15
GAUGE POINT CALIBRATION
1-800-205-TANK

Red Hill, Pearl Harbor, Hawaii

Issue Date: 11/2/2005

Capacities given in barrels of 42 U.S. gallons.

Gauge Height: 257'-00 5/8"

in/in	75 FT	in/in	75 FT	in/in	75 FT	in/in	75 FT	in/in	75 FT	in/in	76 FT
2	81,766.71	4	81,999.83	6	82,232.95	8	82,466.07	10	82,699.20	0	82,932.32
1/16	81,773.99	1/16	82,007.11	1/16	82,240.24	1/16	82,473.36	1/16	82,706.48	1/16	82,939.61
1/8	81,781.28	1/8	82,014.40	1/8	82,247.52	1/8	82,480.65	1/8	82,713.77	1/8	82,946.89
3/16	81,788.56	3/16	82,021.68	3/16	82,254.81	3/16	82,487.93	3/16	82,721.05	3/16	82,954.18
1/4	81,795.85	1/4	82,028.97	1/4	82,262.09	1/4	82,495.22	1/4	82,728.34	1/4	82,961.46
5/16	81,803.13	5/16	82,036.25	5/16	82,269.38	5/16	82,502.50	5/16	82,735.62	5/16	82,968.75
3/8	81,810.42	3/8	82,043.54	3/8	82,276.66	3/8	82,509.79	3/8	82,742.91	3/8	82,976.03
7/16	81,817.70	7/16	82,050.82	7/16	82,283.95	7/16	82,517.07	7/16	82,750.19	7/16	82,983.32
1/2	81,824.99	1/2	82,058.11	1/2	82,291.23	1/2	82,524.36	1/2	82,757.48	1/2	82,990.60
9/16	81,832.27	9/16	82,065.39	9/16	82,298.52	9/16	82,531.64	9/16	82,764.76	9/16	82,997.89
5/8	81,839.56	5/8	82,072.68	5/8	82,305.80	5/8	82,538.93	5/8	82,772.05	5/8	83,005.17
11/16	81,846.84	11/16	82,079.96	11/16	82,313.09	11/16	82,546.21	11/16	82,779.33	11/16	83,012.46
3/4	81,854.13	3/4	82,087.25	3/4	82,320.37	3/4	82,553.50	3/4	82,786.62	3/4	83,019.74
13/16	81,861.41	13/16	82,094.54	13/16	82,327.66	13/16	82,560.78	13/16	82,793.90	13/16	83,027.03
7/8	81,868.70	7/8	82,101.82	7/8	82,334.94	7/8	82,568.07	7/8	82,801.19	7/8	83,034.31
15/16	81,875.98	15/16	82,109.11	15/16	82,342.23	15/16	82,575.35	15/16	82,808.47	15/16	83,041.60
3	81,883.27	5	82,116.39	7	82,349.51	9	82,582.64	11	82,815.76	1	83,048.88
1/16	81,890.55	1/16	82,123.68	1/16	82,356.80	1/16	82,589.92	1/16	82,823.04	1/16	83,056.17
1/8	81,897.84	1/8	82,130.96	1/8	82,364.08	1/8	82,597.21	1/8	82,830.33	1/8	83,063.45
3/16	81,905.12	3/16	82,138.25	3/16	82,371.37	3/16	82,604.49	3/16	82,837.61	3/16	83,070.74
1/4	81,912.41	1/4	82,145.53	1/4	82,378.65	1/4	82,611.78	1/4	82,844.90	1/4	83,078.02
5/16	81,919.69	5/16	82,152.82	5/16	82,385.94	5/16	82,619.06	5/16	82,852.18	5/16	83,085.31
3/8	81,926.98	3/8	82,160.10	3/8	82,393.22	3/8	82,626.35	3/8	82,859.47	3/8	83,092.59
7/16	81,934.26	7/16	82,167.39	7/16	82,400.51	7/16	82,633.63	7/16	82,866.76	7/16	83,099.88
1/2	81,941.55	1/2	82,174.67	1/2	82,407.79	1/2	82,640.92	1/2	82,874.04	1/2	83,107.16
9/16	81,948.83	9/16	82,181.96	9/16	82,415.08	9/16	82,648.20	9/16	82,881.33	9/16	83,114.45
5/8	81,956.12	5/8	82,189.24	5/8	82,422.36	5/8	82,655.49	5/8	82,888.61	5/8	83,121.73
11/16	81,963.40	11/16	82,196.53	11/16	82,429.65	11/16	82,662.77	11/16	82,895.90	11/16	83,129.02
3/4	81,970.69	3/4	82,203.81	3/4	82,436.93	3/4	82,670.06	3/4	82,903.18	3/4	83,136.30
13/16	81,977.97	13/16	82,211.10	13/16	82,444.22	13/16	82,677.34	13/16	82,910.47	13/16	83,143.59
7/8	81,985.26	7/8	82,218.38	7/8	82,451.50	7/8	82,684.63	7/8	82,917.75	7/8	83,150.87
15/16	81,992.54	15/16	82,225.67	15/16	82,458.79	15/16	82,691.91	15/16	82,925.04	15/16	83,158.16

This chart is Certified for Tank: 15 only. No changes are permissible without the written consent of GAUGE POINT CALIBRATION.

For calibration specification information, see certificate on page 1.

Tank No: 15
GAUGE POINT CALIBRATION
1-800-205-TANK

Red Hill, Pearl Harbor, Hawaii

Issue Date: 11/2/2005

Capacities given in barrels of 42 U.S. gallons.

Gauge Height: 257'-00 5/8"

in/in	76 FT	in/in	76 FT	in/in	76 FT	in/in	76 FT	in/in	76 FT	in/in	77 FT
2	83,165.44	4	83,398.57	6	83,631.69	8	83,864.81	10	84,097.94	0	84,331.06
1/16	83,172.73	1/16	83,405.85	1/16	83,638.97	1/16	83,872.10	1/16	84,105.22	1/16	84,338.34
1/8	83,180.01	1/8	83,413.14	1/8	83,646.26	1/8	83,879.38	1/8	84,112.51	1/8	84,345.63
3/16	83,187.30	3/16	83,420.42	3/16	83,653.55	3/16	83,886.67	3/16	84,119.79	3/16	84,352.91
1/4	83,194.58	1/4	83,427.71	1/4	83,660.83	1/4	83,893.95	1/4	84,127.08	1/4	84,360.20
5/16	83,201.87	5/16	83,434.99	5/16	83,668.12	5/16	83,901.24	5/16	84,134.36	5/16	84,367.48
3/8	83,209.15	3/8	83,442.28	3/8	83,675.40	3/8	83,908.52	3/8	84,141.65	3/8	84,374.77
7/16	83,216.44	7/16	83,449.56	7/16	83,682.69	7/16	83,915.81	7/16	84,148.93	7/16	84,382.05
1/2	83,223.72	1/2	83,456.85	1/2	83,689.97	1/2	83,923.09	1/2	84,156.22	1/2	84,389.34
9/16	83,231.01	9/16	83,464.13	9/16	83,697.26	9/16	83,930.38	9/16	84,163.50	9/16	84,396.62
5/8	83,238.29	5/8	83,471.42	5/8	83,704.54	5/8	83,937.66	5/8	84,170.79	5/8	84,403.91
11/16	83,245.58	11/16	83,478.70	11/16	83,711.83	11/16	83,944.95	11/16	84,178.07	11/16	84,411.19
3/4	83,252.87	3/4	83,485.99	3/4	83,719.11	3/4	83,952.23	3/4	84,185.36	3/4	84,418.48
13/16	83,260.15	13/16	83,493.27	13/16	83,726.40	13/16	83,959.52	13/16	84,192.64	13/16	84,425.77
7/8	83,267.44	7/8	83,500.56	7/8	83,733.68	7/8	83,966.80	7/8	84,199.93	7/8	84,433.05
15/16	83,274.72	15/16	83,507.84	15/16	83,740.97	15/16	83,974.09	15/16	84,207.21	15/16	84,440.34
3	83,282.01	5	83,515.13	7	83,748.25	9	83,981.37	11	84,214.50	1	84,447.62
1/16	83,289.29	1/16	83,522.41	1/16	83,755.54	1/16	83,988.66	1/16	84,221.78	1/16	84,454.91
1/8	83,296.58	1/8	83,529.70	1/8	83,762.82	1/8	83,995.94	1/8	84,229.07	1/8	84,462.19
3/16	83,303.86	3/16	83,536.98	3/16	83,770.11	3/16	84,003.23	3/16	84,236.35	3/16	84,469.48
1/4	83,311.15	1/4	83,544.27	1/4	83,777.39	1/4	84,010.51	1/4	84,243.64	1/4	84,476.76
5/16	83,318.43	5/16	83,551.55	5/16	83,784.68	5/16	84,017.80	5/16	84,250.92	5/16	84,484.05
3/8	83,325.72	3/8	83,558.84	3/8	83,791.96	3/8	84,025.08	3/8	84,258.21	3/8	84,491.33
7/16	83,333.00	7/16	83,566.12	7/16	83,799.25	7/16	84,032.37	7/16	84,265.49	7/16	84,498.62
1/2	83,340.29	1/2	83,573.41	1/2	83,806.53	1/2	84,039.66	1/2	84,272.78	1/2	84,505.90
9/16	83,347.57	9/16	83,580.69	9/16	83,813.82	9/16	84,046.94	9/16	84,280.06	9/16	84,513.19
5/8	83,354.86	5/8	83,587.98	5/8	83,821.10	5/8	84,054.23	5/8	84,287.35	5/8	84,520.47
11/16	83,362.14	11/16	83,595.26	11/16	83,828.39	11/16	84,061.51	11/16	84,294.63	11/16	84,527.76
3/4	83,369.43	3/4	83,602.55	3/4	83,835.67	3/4	84,068.80	3/4	84,301.92	3/4	84,535.04
13/16	83,376.71	13/16	83,609.83	13/16	83,842.96	13/16	84,076.08	13/16	84,309.20	13/16	84,542.33
7/8	83,384.00	7/8	83,617.12	7/8	83,850.24	7/8	84,083.37	7/8	84,316.49	7/8	84,549.61
15/16	83,391.28	15/16	83,624.40	15/16	83,857.53	15/16	84,090.65	15/16	84,323.77	15/16	84,556.90

This chart is Certified for Tank: 15 only. No changes are permissible without the written consent of GAUGE POINT CALIBRATION.

For calibration specification information, see certificate on page 1.

Tank No: 15
GAUGE POINT CALIBRATION
1-800-205-TANK

Red Hill, Pearl Harbor, Hawaii

Issue Date: 11/2/2005

Capacities given in barrels of 42 U.S. gallons.

Gauge Height: 257'-00 5/8"

in/in	77 FT	in/in	77 FT	in/in	77 FT	in/in	77 FT	in/in	77 FT	in/in	78 FT
2	84,564.18	4	84,797.30	6	85,030.43	8	85,263.55	10	85,496.67	0	85,729.80
1/16	84,571.47	1/16	84,804.59	1/16	85,037.71	1/16	85,270.84	1/16	85,503.96	1/16	85,737.08
1/8	84,578.75	1/8	84,811.88	1/8	85,045.00	1/8	85,278.12	1/8	85,511.24	1/8	85,744.37
3/16	84,586.04	3/16	84,819.16	3/16	85,052.28	3/16	85,285.41	3/16	85,518.53	3/16	85,751.65
1/4	84,593.32	1/4	84,826.45	1/4	85,059.57	1/4	85,292.69	1/4	85,525.81	1/4	85,758.94
5/16	84,600.61	5/16	84,833.73	5/16	85,066.85	5/16	85,299.98	5/16	85,533.10	5/16	85,766.22
3/8	84,607.89	3/8	84,841.02	3/8	85,074.14	3/8	85,307.26	3/8	85,540.38	3/8	85,773.51
7/16	84,615.18	7/16	84,848.30	7/16	85,081.42	7/16	85,314.55	7/16	85,547.67	7/16	85,780.79
1/2	84,622.46	1/2	84,855.59	1/2	85,088.71	1/2	85,321.83	1/2	85,554.95	1/2	85,788.08
9/16	84,629.75	9/16	84,862.87	9/16	85,095.99	9/16	85,329.12	9/16	85,562.24	9/16	85,795.36
5/8	84,637.03	5/8	84,870.16	5/8	85,103.28	5/8	85,336.40	5/8	85,569.52	5/8	85,802.65
11/16	84,644.32	11/16	84,877.44	11/16	85,110.56	11/16	85,343.69	11/16	85,576.81	11/16	85,809.93
3/4	84,651.60	3/4	84,884.73	3/4	85,117.85	3/4	85,350.97	3/4	85,584.09	3/4	85,817.22
13/16	84,658.89	13/16	84,892.01	13/16	85,125.13	13/16	85,358.26	13/16	85,591.38	13/16	85,824.50
7/8	84,666.17	7/8	84,899.30	7/8	85,132.42	7/8	85,365.54	7/8	85,598.67	7/8	85,831.79
15/16	84,673.46	15/16	84,906.58	15/16	85,139.70	15/16	85,372.83	15/16	85,605.95	15/16	85,839.07
3	84,680.74	5	84,913.87	7	85,146.99	9	85,380.11	11	85,613.24	1	85,846.36
1/16	84,688.03	1/16	84,921.15	1/16	85,154.27	1/16	85,387.40	1/16	85,620.52	1/16	85,853.64
1/8	84,695.31	1/8	84,928.44	1/8	85,161.56	1/8	85,394.68	1/8	85,627.81	1/8	85,860.93
3/16	84,702.60	3/16	84,935.72	3/16	85,168.84	3/16	85,401.97	3/16	85,635.09	3/16	85,868.21
1/4	84,709.88	1/4	84,943.01	1/4	85,176.13	1/4	85,409.25	1/4	85,642.38	1/4	85,875.50
5/16	84,717.17	5/16	84,950.29	5/16	85,183.41	5/16	85,416.54	5/16	85,649.66	5/16	85,882.78
3/8	84,724.45	3/8	84,957.58	3/8	85,190.70	3/8	85,423.82	3/8	85,656.95	3/8	85,890.07
7/16	84,731.74	7/16	84,964.86	7/16	85,197.98	7/16	85,431.11	7/16	85,664.23	7/16	85,897.35
1/2	84,739.02	1/2	84,972.15	1/2	85,205.27	1/2	85,438.39	1/2	85,671.52	1/2	85,904.64
9/16	84,746.31	9/16	84,979.43	9/16	85,212.56	9/16	85,445.68	9/16	85,678.80	9/16	85,911.92
5/8	84,753.59	5/8	84,986.72	5/8	85,219.84	5/8	85,452.96	5/8	85,686.09	5/8	85,919.21
11/16	84,760.88	11/16	84,994.00	11/16	85,227.13	11/16	85,460.25	11/16	85,693.37	11/16	85,926.49
3/4	84,768.16	3/4	85,001.29	3/4	85,234.41	3/4	85,467.53	3/4	85,700.66	3/4	85,933.78
13/16	84,775.45	13/16	85,008.57	13/16	85,241.70	13/16	85,474.82	13/16	85,707.94	13/16	85,941.06
7/8	84,782.73	7/8	85,015.86	7/8	85,248.98	7/8	85,482.10	7/8	85,715.23	7/8	85,948.35
15/16	84,790.02	15/16	85,023.14	15/16	85,256.27	15/16	85,489.39	15/16	85,722.51	15/16	85,955.63

This chart is Certified for Tank: 15 only. No changes are permissible without the written consent of GAUGE POINT CALIBRATION.

For calibration specification information, see certificate on page 1.

Tank No: 15
GAUGE POINT CALIBRATION
1-800-205-TANK

Red Hill, Pearl Harbor, Hawaii

Issue Date: 11/2/2005

Capacities given in barrels of 42 U.S. gallons.

Gauge Height: 257'-00 5/8"

in/in	78 FT	in/in	78 FT	in/in	78 FT	in/in	78 FT	in/in	78 FT	in/in	79 FT
2	85,962.92	4	86,196.04	6	86,429.17	8	86,662.29	10	86,895.41	0	87,128.53
1/16	85,970.20	1/16	86,203.33	1/16	86,436.45	1/16	86,669.57	1/16	86,902.70	1/16	87,135.82
1/8	85,977.49	1/8	86,210.61	1/8	86,443.74	1/8	86,676.86	1/8	86,909.98	1/8	87,143.10
3/16	85,984.78	3/16	86,217.90	3/16	86,451.02	3/16	86,684.14	3/16	86,917.27	3/16	87,150.39
1/4	85,992.06	1/4	86,225.18	1/4	86,458.31	1/4	86,691.43	1/4	86,924.55	1/4	87,157.68
5/16	85,999.35	5/16	86,232.47	5/16	86,465.59	5/16	86,698.71	5/16	86,931.84	5/16	87,164.96
3/8	86,006.63	3/8	86,239.75	3/8	86,472.88	3/8	86,706.00	3/8	86,939.12	3/8	87,172.25
7/16	86,013.92	7/16	86,247.04	7/16	86,480.16	7/16	86,713.28	7/16	86,946.41	7/16	87,179.53
1/2	86,021.20	1/2	86,254.32	1/2	86,487.45	1/2	86,720.57	1/2	86,953.69	1/2	87,186.82
9/16	86,028.49	9/16	86,261.61	9/16	86,494.73	9/16	86,727.85	9/16	86,960.98	9/16	87,194.10
5/8	86,035.77	5/8	86,268.89	5/8	86,502.02	5/8	86,735.14	5/8	86,968.26	5/8	87,201.39
11/16	86,043.06	11/16	86,276.18	11/16	86,509.30	11/16	86,742.42	11/16	86,975.55	11/16	87,208.67
3/4	86,050.34	3/4	86,283.46	3/4	86,516.59	3/4	86,749.71	3/4	86,982.83	3/4	87,215.96
13/16	86,057.63	13/16	86,290.75	13/16	86,523.87	13/16	86,756.99	13/16	86,990.12	13/16	87,223.24
7/8	86,064.91	7/8	86,298.03	7/8	86,531.16	7/8	86,764.28	7/8	86,997.40	7/8	87,230.53
15/16	86,072.20	15/16	86,305.32	15/16	86,538.44	15/16	86,771.57	15/16	87,004.69	15/16	87,237.81
3	86,079.48	5	86,312.60	7	86,545.73	9	86,778.85	11	87,011.97	1	87,245.10
1/16	86,086.77	1/16	86,319.89	1/16	86,553.01	1/16	86,786.14	1/16	87,019.26	1/16	87,252.38
1/8	86,094.05	1/8	86,327.17	1/8	86,560.30	1/8	86,793.42	1/8	87,026.54	1/8	87,259.67
3/16	86,101.34	3/16	86,334.46	3/16	86,567.58	3/16	86,800.71	3/16	87,033.83	3/16	87,266.95
1/4	86,108.62	1/4	86,341.74	1/4	86,574.87	1/4	86,807.99	1/4	87,041.11	1/4	87,274.24
5/16	86,115.91	5/16	86,349.03	5/16	86,582.15	5/16	86,815.28	5/16	87,048.40	5/16	87,281.52
3/8	86,123.19	3/8	86,356.31	3/8	86,589.44	3/8	86,822.56	3/8	87,055.68	3/8	87,288.81
7/16	86,130.48	7/16	86,363.60	7/16	86,596.72	7/16	86,829.85	7/16	87,062.97	7/16	87,296.09
1/2	86,137.76	1/2	86,370.89	1/2	86,604.01	1/2	86,837.13	1/2	87,070.25	1/2	87,303.38
9/16	86,145.05	9/16	86,378.17	9/16	86,611.29	9/16	86,844.42	9/16	87,077.54	9/16	87,310.66
5/8	86,152.33	5/8	86,385.46	5/8	86,618.58	5/8	86,851.70	5/8	87,084.82	5/8	87,317.95
11/16	86,159.62	11/16	86,392.74	11/16	86,625.86	11/16	86,858.99	11/16	87,092.11	11/16	87,325.23
3/4	86,166.90	3/4	86,400.03	3/4	86,633.15	3/4	86,866.27	3/4	87,099.39	3/4	87,332.52
13/16	86,174.19	13/16	86,407.31	13/16	86,640.43	13/16	86,873.56	13/16	87,106.68	13/16	87,339.80
7/8	86,181.47	7/8	86,414.60	7/8	86,647.72	7/8	86,880.84	7/8	87,113.96	7/8	87,347.09
15/16	86,188.76	15/16	86,421.88	15/16	86,655.00	15/16	86,888.13	15/16	87,121.25	15/16	87,354.37

This chart is Certified for Tank: 15 only. No changes are permissible without the written consent of GAUGE POINT CALIBRATION.

For calibration specification information, see certificate on page 1.

Tank No: 15
GAUGE POINT CALIBRATION
1-800-205-TANK

Red Hill, Pearl Harbor, Hawaii

Issue Date: 11/2/2005

Capacities given in barrels of 42 U.S. gallons.

Gauge Height: 257'-00 5/8"

in/in	79 FT	in/in	79 FT	in/in	79 FT	in/in	79 FT	in/in	79 FT	in/in	80 FT
2	87,361.66	4	87,594.78	6	87,827.90	8	88,061.03	10	88,294.15	0	88,527.27
1/16	87,368.94	1/16	87,602.07	1/16	87,835.19	1/16	88,068.31	1/16	88,301.43	1/16	88,534.56
1/8	87,376.23	1/8	87,609.35	1/8	87,842.47	1/8	88,075.60	1/8	88,308.72	1/8	88,541.84
3/16	87,383.51	3/16	87,616.64	3/16	87,849.76	3/16	88,082.88	3/16	88,316.00	3/16	88,549.13
1/4	87,390.80	1/4	87,623.92	1/4	87,857.04	1/4	88,090.17	1/4	88,323.29	1/4	88,556.41
5/16	87,398.08	5/16	87,631.21	5/16	87,864.33	5/16	88,097.45	5/16	88,330.58	5/16	88,563.70
3/8	87,405.37	3/8	87,638.49	3/8	87,871.61	3/8	88,104.74	3/8	88,337.86	3/8	88,570.98
7/16	87,412.65	7/16	87,645.78	7/16	87,878.90	7/16	88,112.02	7/16	88,345.15	7/16	88,578.27
1/2	87,419.94	1/2	87,653.06	1/2	87,886.18	1/2	88,119.31	1/2	88,352.43	1/2	88,585.55
9/16	87,427.22	9/16	87,660.35	9/16	87,893.47	9/16	88,126.59	9/16	88,359.72	9/16	88,592.84
5/8	87,434.51	5/8	87,667.63	5/8	87,900.75	5/8	88,133.88	5/8	88,367.00	5/8	88,600.12
11/16	87,441.79	11/16	87,674.92	11/16	87,908.04	11/16	88,141.16	11/16	88,374.29	11/16	88,607.41
3/4	87,449.08	3/4	87,682.20	3/4	87,915.32	3/4	88,148.45	3/4	88,381.57	3/4	88,614.69
13/16	87,456.36	13/16	87,689.49	13/16	87,922.61	13/16	88,155.73	13/16	88,388.86	13/16	88,621.98
7/8	87,463.65	7/8	87,696.77	7/8	87,929.90	7/8	88,163.02	7/8	88,396.14	7/8	88,629.26
15/16	87,470.93	15/16	87,704.06	15/16	87,937.18	15/16	88,170.30	15/16	88,403.43	15/16	88,636.55
3	87,478.22	5	87,711.34	7	87,944.47	9	88,177.59	11	88,410.71	1	88,643.83
1/16	87,485.50	1/16	87,718.63	1/16	87,951.75	1/16	88,184.87	1/16	88,418.00	1/16	88,651.12
1/8	87,492.79	1/8	87,725.91	1/8	87,959.04	1/8	88,192.16	1/8	88,425.28	1/8	88,658.40
3/16	87,500.07	3/16	87,733.20	3/16	87,966.32	3/16	88,199.44	3/16	88,432.57	3/16	88,665.69
1/4	87,507.36	1/4	87,740.48	1/4	87,973.61	1/4	88,206.73	1/4	88,439.85	1/4	88,672.97
5/16	87,514.64	5/16	87,747.77	5/16	87,980.89	5/16	88,214.01	5/16	88,447.14	5/16	88,680.26
3/8	87,521.93	3/8	87,755.05	3/8	87,988.18	3/8	88,221.30	3/8	88,454.42	3/8	88,687.54
7/16	87,529.21	7/16	87,762.34	7/16	87,995.46	7/16	88,228.58	7/16	88,461.71	7/16	88,694.83
1/2	87,536.50	1/2	87,769.62	1/2	88,002.75	1/2	88,235.87	1/2	88,468.99	1/2	88,702.11
9/16	87,543.79	9/16	87,776.91	9/16	88,010.03	9/16	88,243.15	9/16	88,476.28	9/16	88,709.40
5/8	87,551.07	5/8	87,784.19	5/8	88,017.32	5/8	88,250.44	5/8	88,483.56	5/8	88,716.69
11/16	87,558.36	11/16	87,791.48	11/16	88,024.60	11/16	88,257.72	11/16	88,490.85	11/16	88,723.97
3/4	87,565.64	3/4	87,798.76	3/4	88,031.89	3/4	88,265.01	3/4	88,498.13	3/4	88,731.26
13/16	87,572.93	13/16	87,806.05	13/16	88,039.17	13/16	88,272.29	13/16	88,505.42	13/16	88,738.54
7/8	87,580.21	7/8	87,813.33	7/8	88,046.46	7/8	88,279.58	7/8	88,512.70	7/8	88,745.83
15/16	87,587.50	15/16	87,820.62	15/16	88,053.74	15/16	88,286.86	15/16	88,519.99	15/16	88,753.11

This chart is Certified for Tank: 15 only. No changes are permissible without the written consent of GAUGE POINT CALIBRATION.

For calibration specification information, see certificate on page 1.

Tank No: 15
GAUGE POINT CALIBRATION
1-800-205-TANK

Red Hill, Pearl Harbor, Hawaii

Issue Date: 11/2/2005

Capacities given in barrels of 42 U.S. gallons.

Gauge Height: 257'-00 5/8"

in/in	80 FT	in/in	80 FT	in/in	80 FT	in/in	80 FT	in/in	80 FT	in/in	81 FT
2	88,760.40	4	88,993.52	6	89,226.64	8	89,459.76	10	89,692.89	0	89,926.01
1/16	88,767.68	1/16	89,000.80	1/16	89,233.93	1/16	89,467.05	1/16	89,700.17	1/16	89,933.30
1/8	88,774.97	1/8	89,008.09	1/8	89,241.21	1/8	89,474.33	1/8	89,707.46	1/8	89,940.58
3/16	88,782.25	3/16	89,015.37	3/16	89,248.50	3/16	89,481.62	3/16	89,714.74	3/16	89,947.87
1/4	88,789.54	1/4	89,022.66	1/4	89,255.78	1/4	89,488.91	1/4	89,722.03	1/4	89,955.15
5/16	88,796.82	5/16	89,029.94	5/16	89,263.07	5/16	89,496.19	5/16	89,729.31	5/16	89,962.44
3/8	88,804.11	3/8	89,037.23	3/8	89,270.35	3/8	89,503.48	3/8	89,736.60	3/8	89,969.72
7/16	88,811.39	7/16	89,044.51	7/16	89,277.64	7/16	89,510.76	7/16	89,743.88	7/16	89,977.01
1/2	88,818.68	1/2	89,051.80	1/2	89,284.92	1/2	89,518.05	1/2	89,751.17	1/2	89,984.29
9/16	88,825.96	9/16	89,059.08	9/16	89,292.21	9/16	89,525.33	9/16	89,758.45	9/16	89,991.58
5/8	88,833.25	5/8	89,066.37	5/8	89,299.49	5/8	89,532.62	5/8	89,765.74	5/8	89,998.86
11/16	88,840.53	11/16	89,073.65	11/16	89,306.78	11/16	89,539.90	11/16	89,773.02	11/16	90,006.15
3/4	88,847.82	3/4	89,080.94	3/4	89,314.06	3/4	89,547.19	3/4	89,780.31	3/4	90,013.43
13/16	88,855.10	13/16	89,088.22	13/16	89,321.35	13/16	89,554.47	13/16	89,787.59	13/16	90,020.72
7/8	88,862.39	7/8	89,095.51	7/8	89,328.63	7/8	89,561.76	7/8	89,794.88	7/8	90,028.00
15/16	88,869.67	15/16	89,102.80	15/16	89,335.92	15/16	89,569.04	15/16	89,802.16	15/16	90,035.29
3	88,876.96	5	89,110.08	7	89,343.20	9	89,576.33	11	89,809.45	1	90,042.57
1/16	88,884.24	1/16	89,117.37	1/16	89,350.49	1/16	89,583.61	1/16	89,816.73	1/16	90,049.86
1/8	88,891.53	1/8	89,124.65	1/8	89,357.77	1/8	89,590.90	1/8	89,824.02	1/8	90,057.14
3/16	88,898.81	3/16	89,131.94	3/16	89,365.06	3/16	89,598.18	3/16	89,831.30	3/16	90,064.43
1/4	88,906.10	1/4	89,139.22	1/4	89,372.34	1/4	89,605.47	1/4	89,838.59	1/4	90,071.71
5/16	88,913.38	5/16	89,146.51	5/16	89,379.63	5/16	89,612.75	5/16	89,845.87	5/16	90,079.00
3/8	88,920.67	3/8	89,153.79	3/8	89,386.91	3/8	89,620.04	3/8	89,853.16	3/8	90,086.28
7/16	88,927.95	7/16	89,161.08	7/16	89,394.20	7/16	89,627.32	7/16	89,860.44	7/16	90,093.57
1/2	88,935.24	1/2	89,168.36	1/2	89,401.48	1/2	89,634.61	1/2	89,867.73	1/2	90,100.85
9/16	88,942.52	9/16	89,175.65	9/16	89,408.77	9/16	89,641.89	9/16	89,875.02	9/16	90,108.14
5/8	88,949.81	5/8	89,182.93	5/8	89,416.05	5/8	89,649.18	5/8	89,882.30	5/8	90,115.42
11/16	88,957.09	11/16	89,190.22	11/16	89,423.34	11/16	89,656.46	11/16	89,889.59	11/16	90,122.71
3/4	88,964.38	3/4	89,197.50	3/4	89,430.62	3/4	89,663.75	3/4	89,896.87	3/4	90,129.99
13/16	88,971.66	13/16	89,204.79	13/16	89,437.91	13/16	89,671.03	13/16	89,904.16	13/16	90,137.28
7/8	88,978.95	7/8	89,212.07	7/8	89,445.19	7/8	89,678.32	7/8	89,911.44	7/8	90,144.56
15/16	88,986.23	15/16	89,219.36	15/16	89,452.48	15/16	89,685.60	15/16	89,918.73	15/16	90,151.85

This chart is Certified for Tank: 15 only. No changes are permissible without the written consent of GAUGE POINT CALIBRATION.

For calibration specification information, see certificate on page 1.

Tank No: 15
GAUGE POINT CALIBRATION
1-800-205-TANK

Red Hill, Pearl Harbor, Hawaii

Issue Date: 11/2/2005

Capacities given in barrels of 42 U.S. gallons.

Gauge Height: 257'-00 5/8"

in/in	81 FT	in/in	81 FT	in/in	81 FT	in/in	81 FT	in/in	81 FT	in/in	82 FT
2	90,159.13	4	90,392.26	6	90,625.38	8	90,858.50	10	91,091.56	0	91,324.69
1/16	90,166.42	1/16	90,399.54	1/16	90,632.66	1/16	90,865.79	1/16	91,098.85	1/16	91,331.97
1/8	90,173.70	1/8	90,406.83	1/8	90,639.95	1/8	90,873.07	1/8	91,106.13	1/8	91,339.26
3/16	90,180.99	3/16	90,414.11	3/16	90,647.23	3/16	90,880.36	3/16	91,113.42	3/16	91,346.54
1/4	90,188.27	1/4	90,421.40	1/4	90,654.52	1/4	90,887.64	1/4	91,120.70	1/4	91,353.83
5/16	90,195.56	5/16	90,428.68	5/16	90,661.81	5/16	90,894.93	5/16	91,127.99	5/16	91,361.11
3/8	90,202.84	3/8	90,435.97	3/8	90,669.09	3/8	90,902.21	3/8	91,135.27	3/8	91,368.40
7/16	90,210.13	7/16	90,443.25	7/16	90,676.38	7/16	90,909.50	7/16	91,142.56	7/16	91,375.68
1/2	90,217.41	1/2	90,450.54	1/2	90,683.66	1/2	90,916.78	1/2	91,149.84	1/2	91,382.97
9/16	90,224.70	9/16	90,457.82	9/16	90,690.95	9/16	90,924.07	9/16	91,157.13	9/16	91,390.25
5/8	90,231.98	5/8	90,465.11	5/8	90,698.23	5/8	90,931.35	5/8	91,164.41	5/8	91,397.54
11/16	90,239.27	11/16	90,472.39	11/16	90,705.52	11/16	90,938.64	11/16	91,171.70	11/16	91,404.82
3/4	90,246.55	3/4	90,479.68	3/4	90,712.80	3/4	90,945.92	3/4	91,178.98	3/4	91,412.11
13/16	90,253.84	13/16	90,486.96	13/16	90,720.09	13/16	90,953.21	13/16	91,186.27	13/16	91,419.39
7/8	90,261.12	7/8	90,494.25	7/8	90,727.37	7/8	90,960.49	7/8	91,193.55	7/8	91,426.68
15/16	90,268.41	15/16	90,501.53	15/16	90,734.66	15/16	90,967.78	15/16	91,200.84	15/16	91,433.96
3	90,275.70	5	90,508.82	7	90,741.94	9	90,975.06	11	91,208.12	1	91,441.25
1/16	90,282.98	1/16	90,516.10	1/16	90,749.23	1/16	90,982.35	1/16	91,215.41	1/16	91,448.53
1/8	90,290.27	1/8	90,523.39	1/8	90,756.51	1/8	90,989.63	1/8	91,222.69	1/8	91,455.82
3/16	90,297.55	3/16	90,530.67	3/16	90,763.80	3/16	90,996.91	3/16	91,229.98	3/16	91,463.10
1/4	90,304.84	1/4	90,537.96	1/4	90,771.08	1/4	91,004.19	1/4	91,237.26	1/4	91,470.39
5/16	90,312.12	5/16	90,545.24	5/16	90,778.37	5/16	91,011.47	5/16	91,244.55	5/16	91,477.67
3/8	90,319.41	3/8	90,552.53	3/8	90,785.65	3/8	91,018.75	3/8	91,251.83	3/8	91,484.96
7/16	90,326.69	7/16	90,559.81	7/16	90,792.94	7/16	91,026.03	7/16	91,259.12	7/16	91,492.24
1/2	90,333.98	1/2	90,567.10	1/2	90,800.22	1/2	91,033.31	1/2	91,266.40	1/2	91,499.53
9/16	90,341.26	9/16	90,574.38	9/16	90,807.51	9/16	91,040.59	9/16	91,273.69	9/16	91,506.81
5/8	90,348.55	5/8	90,581.67	5/8	90,814.79	5/8	91,047.88	5/8	91,280.97	5/8	91,514.10
11/16	90,355.83	11/16	90,588.95	11/16	90,822.08	11/16	91,055.16	11/16	91,288.26	11/16	91,521.38
3/4	90,363.12	3/4	90,596.24	3/4	90,829.36	3/4	91,062.44	3/4	91,295.54	3/4	91,528.67
13/16	90,370.40	13/16	90,603.52	13/16	90,836.65	13/16	91,069.72	13/16	91,302.83	13/16	91,535.95
7/8	90,377.69	7/8	90,610.81	7/8	90,843.93	7/8	91,077.00	7/8	91,310.12	7/8	91,543.24
15/16	90,384.97	15/16	90,618.09	15/16	90,851.22	15/16	91,084.28	15/16	91,317.40	15/16	91,550.52

This chart is Certified for Tank: 15 only. No changes are permissible without the written consent of GAUGE POINT CALIBRATION.

For calibration specification information, see certificate on page 1.

Tank No: 15
GAUGE POINT CALIBRATION
1-800-205-TANK

Red Hill, Pearl Harbor, Hawaii

Issue Date: 11/2/2005

Capacities given in barrels of 42 U.S. gallons.

Gauge Height: 257'-00 5/8"

in/in	82 FT	in/in	82 FT	in/in	82 FT	in/in	82 FT	in/in	82 FT	in/in	83 FT
2	91,557.81	4	91,790.93	6	92,024.05	8	92,257.18	10	92,490.30	0	92,723.42
1/16	91,565.09	1/16	91,798.22	1/16	92,031.34	1/16	92,264.46	1/16	92,497.59	1/16	92,730.71
1/8	91,572.38	1/8	91,805.50	1/8	92,038.62	1/8	92,271.75	1/8	92,504.87	1/8	92,737.99
3/16	91,579.66	3/16	91,812.79	3/16	92,045.91	3/16	92,279.03	3/16	92,512.16	3/16	92,745.28
1/4	91,586.95	1/4	91,820.07	1/4	92,053.19	1/4	92,286.32	1/4	92,519.44	1/4	92,752.56
5/16	91,594.23	5/16	91,827.36	5/16	92,060.48	5/16	92,293.60	5/16	92,526.73	5/16	92,759.85
3/8	91,601.52	3/8	91,834.64	3/8	92,067.76	3/8	92,300.89	3/8	92,534.01	3/8	92,767.13
7/16	91,608.80	7/16	91,841.93	7/16	92,075.05	7/16	92,308.17	7/16	92,541.30	7/16	92,774.42
1/2	91,616.09	1/2	91,849.21	1/2	92,082.33	1/2	92,315.46	1/2	92,548.58	1/2	92,781.70
9/16	91,623.37	9/16	91,856.50	9/16	92,089.62	9/16	92,322.74	9/16	92,555.87	9/16	92,788.99
5/8	91,630.66	5/8	91,863.78	5/8	92,096.91	5/8	92,330.03	5/8	92,563.15	5/8	92,796.27
11/16	91,637.94	11/16	91,871.07	11/16	92,104.19	11/16	92,337.31	11/16	92,570.44	11/16	92,803.56
3/4	91,645.23	3/4	91,878.35	3/4	92,111.48	3/4	92,344.60	3/4	92,577.72	3/4	92,810.84
13/16	91,652.51	13/16	91,885.64	13/16	92,118.76	13/16	92,351.88	13/16	92,585.01	13/16	92,818.13
7/8	91,659.80	7/8	91,892.92	7/8	92,126.05	7/8	92,359.17	7/8	92,592.29	7/8	92,825.41
15/16	91,667.08	15/16	91,900.21	15/16	92,133.33	15/16	92,366.45	15/16	92,599.58	15/16	92,832.70
3	91,674.37	5	91,907.49	7	92,140.62	9	92,373.74	11	92,606.86	1	92,839.98
1/16	91,681.65	1/16	91,914.78	1/16	92,147.90	1/16	92,381.02	1/16	92,614.15	1/16	92,847.27
1/8	91,688.94	1/8	91,922.06	1/8	92,155.19	1/8	92,388.31	1/8	92,621.43	1/8	92,854.55
3/16	91,696.22	3/16	91,929.35	3/16	92,162.47	3/16	92,395.59	3/16	92,628.72	3/16	92,861.84
1/4	91,703.51	1/4	91,936.63	1/4	92,169.76	1/4	92,402.88	1/4	92,636.00	1/4	92,869.13
5/16	91,710.80	5/16	91,943.92	5/16	92,177.04	5/16	92,410.16	5/16	92,643.29	5/16	92,876.41
3/8	91,718.08	3/8	91,951.20	3/8	92,184.33	3/8	92,417.45	3/8	92,650.57	3/8	92,883.70
7/16	91,725.37	7/16	91,958.49	7/16	92,191.61	7/16	92,424.73	7/16	92,657.86	7/16	92,890.98
1/2	91,732.65	1/2	91,965.77	1/2	92,198.90	1/2	92,432.02	1/2	92,665.14	1/2	92,898.27
9/16	91,739.94	9/16	91,973.06	9/16	92,206.18	9/16	92,439.30	9/16	92,672.43	9/16	92,905.55
5/8	91,747.22	5/8	91,980.34	5/8	92,213.47	5/8	92,446.59	5/8	92,679.71	5/8	92,912.84
11/16	91,754.51	11/16	91,987.63	11/16	92,220.75	11/16	92,453.87	11/16	92,687.00	11/16	92,920.12
3/4	91,761.79	3/4	91,994.91	3/4	92,228.04	3/4	92,461.16	3/4	92,694.28	3/4	92,927.41
13/16	91,769.08	13/16	92,002.20	13/16	92,235.32	13/16	92,468.44	13/16	92,701.57	13/16	92,934.69
7/8	91,776.36	7/8	92,009.48	7/8	92,242.61	7/8	92,475.73	7/8	92,708.85	7/8	92,941.98
15/16	91,783.65	15/16	92,016.77	15/16	92,249.89	15/16	92,483.02	15/16	92,716.14	15/16	92,949.26

This chart is Certified for Tank: 15 only. No changes are permissible without the written consent of GAUGE POINT CALIBRATION.

For calibration specification information, see certificate on page 1.

Tank No: 15
GAUGE POINT CALIBRATION
1-800-205-TANK

Red Hill, Pearl Harbor, Hawaii

Issue Date: 11/2/2005

Capacities given in barrels of 42 U.S. gallons.

Gauge Height: 257'-00 5/8"

in/in	83 FT	in/in	83 FT	in/in	83 FT	in/in	83 FT	in/in	83 FT	in/in	84 FT
2	92,956.55	4	93,189.67	6	93,422.79	8	93,655.92	10	93,889.04	0	94,122.16
1/16	92,963.83	1/16	93,196.95	1/16	93,430.08	1/16	93,663.20	1/16	93,896.32	1/16	94,129.45
1/8	92,971.12	1/8	93,204.24	1/8	93,437.36	1/8	93,670.49	1/8	93,903.61	1/8	94,136.73
3/16	92,978.40	3/16	93,211.52	3/16	93,444.65	3/16	93,677.77	3/16	93,910.89	3/16	94,144.02
1/4	92,985.69	1/4	93,218.81	1/4	93,451.93	1/4	93,685.06	1/4	93,918.18	1/4	94,151.30
5/16	92,992.97	5/16	93,226.09	5/16	93,459.22	5/16	93,692.34	5/16	93,925.46	5/16	94,158.59
3/8	93,000.26	3/8	93,233.38	3/8	93,466.50	3/8	93,699.63	3/8	93,932.75	3/8	94,165.87
7/16	93,007.54	7/16	93,240.66	7/16	93,473.79	7/16	93,706.91	7/16	93,940.03	7/16	94,173.16
1/2	93,014.83	1/2	93,247.95	1/2	93,481.07	1/2	93,714.20	1/2	93,947.32	1/2	94,180.44
9/16	93,022.11	9/16	93,255.23	9/16	93,488.36	9/16	93,721.48	9/16	93,954.60	9/16	94,187.73
5/8	93,029.40	5/8	93,262.52	5/8	93,495.64	5/8	93,728.77	5/8	93,961.89	5/8	94,195.01
11/16	93,036.68	11/16	93,269.81	11/16	93,502.93	11/16	93,736.05	11/16	93,969.17	11/16	94,202.30
3/4	93,043.97	3/4	93,277.09	3/4	93,510.21	3/4	93,743.34	3/4	93,976.46	3/4	94,209.58
13/16	93,051.25	13/16	93,284.38	13/16	93,517.50	13/16	93,750.62	13/16	93,983.74	13/16	94,216.87
7/8	93,058.54	7/8	93,291.66	7/8	93,524.78	7/8	93,757.91	7/8	93,991.03	7/8	94,224.15
15/16	93,065.82	15/16	93,298.95	15/16	93,532.07	15/16	93,765.19	15/16	93,998.31	15/16	94,231.44
3	93,073.11	5	93,306.23	7	93,539.35	9	93,772.48	11	94,005.60	1	94,238.72
1/16	93,080.39	1/16	93,313.52	1/16	93,546.64	1/16	93,779.76	1/16	94,012.88	1/16	94,246.01
1/8	93,087.68	1/8	93,320.80	1/8	93,553.92	1/8	93,787.05	1/8	94,020.17	1/8	94,253.29
3/16	93,094.96	3/16	93,328.09	3/16	93,561.21	3/16	93,794.33	3/16	94,027.45	3/16	94,260.58
1/4	93,102.25	1/4	93,335.37	1/4	93,568.49	1/4	93,801.62	1/4	94,034.74	1/4	94,267.86
5/16	93,109.53	5/16	93,342.66	5/16	93,575.78	5/16	93,808.90	5/16	94,042.03	5/16	94,275.15
3/8	93,116.82	3/8	93,349.94	3/8	93,583.06	3/8	93,816.19	3/8	94,049.31	3/8	94,282.43
7/16	93,124.10	7/16	93,357.23	7/16	93,590.35	7/16	93,823.47	7/16	94,056.60	7/16	94,289.72
1/2	93,131.39	1/2	93,364.51	1/2	93,597.63	1/2	93,830.76	1/2	94,063.88	1/2	94,297.00
9/16	93,138.67	9/16	93,371.80	9/16	93,604.92	9/16	93,838.04	9/16	94,071.17	9/16	94,304.29
5/8	93,145.96	5/8	93,379.08	5/8	93,612.20	5/8	93,845.33	5/8	94,078.45	5/8	94,311.57
11/16	93,153.24	11/16	93,386.37	11/16	93,619.49	11/16	93,852.61	11/16	94,085.74	11/16	94,318.86
3/4	93,160.53	3/4	93,393.65	3/4	93,626.77	3/4	93,859.90	3/4	94,093.02	3/4	94,326.14
13/16	93,167.81	13/16	93,400.94	13/16	93,634.06	13/16	93,867.18	13/16	94,100.31	13/16	94,333.43
7/8	93,175.10	7/8	93,408.22	7/8	93,641.34	7/8	93,874.47	7/8	94,107.59	7/8	94,340.71
15/16	93,182.38	15/16	93,415.51	15/16	93,648.63	15/16	93,881.75	15/16	94,114.88	15/16	94,348.00

This chart is Certified for Tank: 15 only. No changes are permissible without the written consent of GAUGE POINT CALIBRATION.

For calibration specification information, see certificate on page 1.

Tank No: 15
GAUGE POINT CALIBRATION
1-800-205-TANK

Red Hill, Pearl Harbor, Hawaii

Issue Date: 11/2/2005

Capacities given in barrels of 42 U.S. gallons.

Gauge Height: 257'-00 5/8"

in/in	84 FT	in/in	84 FT	in/in	84 FT	in/in	84 FT	in/in	84 FT	in/in	85 FT
2	94,355.28	4	94,588.41	6	94,821.53	8	95,054.65	10	95,287.78	0	95,520.90
1/16	94,362.57	1/16	94,595.69	1/16	94,828.82	1/16	95,061.94	1/16	95,295.06	1/16	95,528.18
1/8	94,369.85	1/8	94,602.98	1/8	94,836.10	1/8	95,069.22	1/8	95,302.35	1/8	95,535.47
3/16	94,377.14	3/16	94,610.26	3/16	94,843.39	3/16	95,076.51	3/16	95,309.63	3/16	95,542.75
1/4	94,384.42	1/4	94,617.55	1/4	94,850.67	1/4	95,083.79	1/4	95,316.92	1/4	95,550.04
5/16	94,391.71	5/16	94,624.83	5/16	94,857.96	5/16	95,091.08	5/16	95,324.20	5/16	95,557.32
3/8	94,398.99	3/8	94,632.12	3/8	94,865.24	3/8	95,098.36	3/8	95,331.49	3/8	95,564.61
7/16	94,406.28	7/16	94,639.40	7/16	94,872.53	7/16	95,105.65	7/16	95,338.77	7/16	95,571.89
1/2	94,413.56	1/2	94,646.69	1/2	94,879.81	1/2	95,112.93	1/2	95,346.06	1/2	95,579.18
9/16	94,420.85	9/16	94,653.97	9/16	94,887.10	9/16	95,120.22	9/16	95,353.34	9/16	95,586.46
5/8	94,428.14	5/8	94,661.26	5/8	94,894.38	5/8	95,127.50	5/8	95,360.63	5/8	95,593.75
11/16	94,435.42	11/16	94,668.54	11/16	94,901.67	11/16	95,134.79	11/16	95,367.91	11/16	95,601.04
3/4	94,442.71	3/4	94,675.83	3/4	94,908.95	3/4	95,142.07	3/4	95,375.20	3/4	95,608.32
13/16	94,449.99	13/16	94,683.11	13/16	94,916.24	13/16	95,149.36	13/16	95,382.48	13/16	95,615.61
7/8	94,457.28	7/8	94,690.40	7/8	94,923.52	7/8	95,156.64	7/8	95,389.77	7/8	95,622.89
15/16	94,464.56	15/16	94,697.68	15/16	94,930.81	15/16	95,163.93	15/16	95,397.05	15/16	95,630.18
3	94,471.85	5	94,704.97	7	94,938.09	9	95,171.21	11	95,404.34	1	95,637.46
1/16	94,479.13	1/16	94,712.25	1/16	94,945.38	1/16	95,178.50	1/16	95,411.62	1/16	95,644.75
1/8	94,486.42	1/8	94,719.54	1/8	94,952.66	1/8	95,185.78	1/8	95,418.91	1/8	95,652.03
3/16	94,493.70	3/16	94,726.82	3/16	94,959.95	3/16	95,193.07	3/16	95,426.19	3/16	95,659.32
1/4	94,500.99	1/4	94,734.11	1/4	94,967.23	1/4	95,200.35	1/4	95,433.48	1/4	95,666.60
5/16	94,508.27	5/16	94,741.39	5/16	94,974.52	5/16	95,207.64	5/16	95,440.76	5/16	95,673.89
3/8	94,515.56	3/8	94,748.68	3/8	94,981.80	3/8	95,214.93	3/8	95,448.05	3/8	95,681.17
7/16	94,522.84	7/16	94,755.96	7/16	94,989.09	7/16	95,222.21	7/16	95,455.33	7/16	95,688.46
1/2	94,530.13	1/2	94,763.25	1/2	94,996.37	1/2	95,229.50	1/2	95,462.62	1/2	95,695.74
9/16	94,537.41	9/16	94,770.53	9/16	95,003.66	9/16	95,236.78	9/16	95,469.90	9/16	95,703.03
5/8	94,544.70	5/8	94,777.82	5/8	95,010.94	5/8	95,244.07	5/8	95,477.19	5/8	95,710.31
11/16	94,551.98	11/16	94,785.10	11/16	95,018.23	11/16	95,251.35	11/16	95,484.47	11/16	95,717.60
3/4	94,559.27	3/4	94,792.39	3/4	95,025.51	3/4	95,258.64	3/4	95,491.76	3/4	95,724.88
13/16	94,566.55	13/16	94,799.67	13/16	95,032.80	13/16	95,265.92	13/16	95,499.04	13/16	95,732.17
7/8	94,573.84	7/8	94,806.96	7/8	95,040.08	7/8	95,273.21	7/8	95,506.33	7/8	95,739.45
15/16	94,581.12	15/16	94,814.25	15/16	95,047.37	15/16	95,280.49	15/16	95,513.61	15/16	95,746.74

This chart is Certified for Tank: 15 only. No changes are permissible without the written consent of GAUGE POINT CALIBRATION.

For calibration specification information, see certificate on page 1.

Tank No: 15
GAUGE POINT CALIBRATION
1-800-205-TANK

Red Hill, Pearl Harbor, Hawaii

Issue Date: 11/2/2005

Capacities given in barrels of 42 U.S. gallons.

Gauge Height: 257'-00 5/8"

in/in	85 FT	in/in	85 FT	in/in	85 FT	in/in	85 FT	in/in	85 FT	in/in	86 FT
2	95,754.02	4	95,987.15	6	96,220.27	8	96,453.39	10	96,686.51	0	96,919.64
1/16	95,761.31	1/16	95,994.43	1/16	96,227.55	1/16	96,460.68	1/16	96,693.80	1/16	96,926.92
1/8	95,768.59	1/8	96,001.72	1/8	96,234.84	1/8	96,467.96	1/8	96,701.08	1/8	96,934.21
3/16	95,775.88	3/16	96,009.00	3/16	96,242.12	3/16	96,475.25	3/16	96,708.37	3/16	96,941.49
1/4	95,783.16	1/4	96,016.29	1/4	96,249.41	1/4	96,482.53	1/4	96,715.65	1/4	96,948.78
5/16	95,790.45	5/16	96,023.57	5/16	96,256.69	5/16	96,489.82	5/16	96,722.94	5/16	96,956.06
3/8	95,797.73	3/8	96,030.86	3/8	96,263.98	3/8	96,497.10	3/8	96,730.22	3/8	96,963.35
7/16	95,805.02	7/16	96,038.14	7/16	96,271.26	7/16	96,504.39	7/16	96,737.51	7/16	96,970.63
1/2	95,812.30	1/2	96,045.43	1/2	96,278.55	1/2	96,511.67	1/2	96,744.79	1/2	96,977.92
9/16	95,819.59	9/16	96,052.71	9/16	96,285.83	9/16	96,518.96	9/16	96,752.08	9/16	96,985.20
5/8	95,826.87	5/8	96,060.00	5/8	96,293.12	5/8	96,526.24	5/8	96,759.36	5/8	96,992.49
11/16	95,834.16	11/16	96,067.28	11/16	96,300.40	11/16	96,533.53	11/16	96,766.65	11/16	96,999.77
3/4	95,841.44	3/4	96,074.57	3/4	96,307.69	3/4	96,540.81	3/4	96,773.94	3/4	97,007.06
13/16	95,848.73	13/16	96,081.85	13/16	96,314.97	13/16	96,548.10	13/16	96,781.22	13/16	97,014.34
7/8	95,856.01	7/8	96,089.14	7/8	96,322.26	7/8	96,555.38	7/8	96,788.51	7/8	97,021.63
15/16	95,863.30	15/16	96,096.42	15/16	96,329.54	15/16	96,562.67	15/16	96,795.79	15/16	97,028.91
3	95,870.58	5	96,103.71	7	96,336.83	9	96,569.95	11	96,803.08	1	97,036.20
1/16	95,877.87	1/16	96,110.99	1/16	96,344.11	1/16	96,577.24	1/16	96,810.36	1/16	97,043.48
1/8	95,885.15	1/8	96,118.28	1/8	96,351.40	1/8	96,584.52	1/8	96,817.65	1/8	97,050.77
3/16	95,892.44	3/16	96,125.56	3/16	96,358.68	3/16	96,591.81	3/16	96,824.93	3/16	97,058.05
1/4	95,899.72	1/4	96,132.85	1/4	96,365.97	1/4	96,599.09	1/4	96,832.22	1/4	97,065.34
5/16	95,907.01	5/16	96,140.13	5/16	96,373.26	5/16	96,606.38	5/16	96,839.50	5/16	97,072.62
3/8	95,914.29	3/8	96,147.42	3/8	96,380.54	3/8	96,613.66	3/8	96,846.79	3/8	97,079.91
7/16	95,921.58	7/16	96,154.70	7/16	96,387.83	7/16	96,620.95	7/16	96,854.07	7/16	97,087.19
1/2	95,928.86	1/2	96,161.99	1/2	96,395.11	1/2	96,628.23	1/2	96,861.36	1/2	97,094.48
9/16	95,936.15	9/16	96,169.27	9/16	96,402.40	9/16	96,635.52	9/16	96,868.64	9/16	97,101.76
5/8	95,943.43	5/8	96,176.56	5/8	96,409.68	5/8	96,642.80	5/8	96,875.93	5/8	97,109.05
11/16	95,950.72	11/16	96,183.84	11/16	96,416.97	11/16	96,650.09	11/16	96,883.21	11/16	97,116.33
3/4	95,958.00	3/4	96,191.13	3/4	96,424.25	3/4	96,657.37	3/4	96,890.50	3/4	97,123.62
13/16	95,965.29	13/16	96,198.41	13/16	96,431.54	13/16	96,664.66	13/16	96,897.78	13/16	97,130.90
7/8	95,972.57	7/8	96,205.70	7/8	96,438.82	7/8	96,671.94	7/8	96,905.07	7/8	97,138.19
15/16	95,979.86	15/16	96,212.98	15/16	96,446.11	15/16	96,679.23	15/16	96,912.35	15/16	97,145.47

This chart is Certified for Tank: 15 only. No changes are permissible without the written consent of GAUGE POINT CALIBRATION.

For calibration specification information, see certificate on page 1.

Tank No: 15
GAUGE POINT CALIBRATION
1-800-205-TANK

Red Hill, Pearl Harbor, Hawaii

Issue Date: 11/2/2005

Capacities given in barrels of 42 U.S. gallons.

Gauge Height: 257'-00 5/8"

in/in	86 FT	in/in	86 FT	in/in	86 FT	in/in	86 FT	in/in	86 FT	in/in	87 FT
2	97,152.76	4	97,385.88	6	97,619.01	8	97,852.13	10	98,085.25	0	98,318.37
1/16	97,160.05	1/16	97,393.17	1/16	97,626.29	1/16	97,859.41	1/16	98,092.54	1/16	98,325.66
1/8	97,167.33	1/8	97,400.45	1/8	97,633.58	1/8	97,866.70	1/8	98,099.82	1/8	98,332.95
3/16	97,174.62	3/16	97,407.74	3/16	97,640.86	3/16	97,873.98	3/16	98,107.11	3/16	98,340.23
1/4	97,181.90	1/4	97,415.02	1/4	97,648.15	1/4	97,881.27	1/4	98,114.39	1/4	98,347.52
5/16	97,189.19	5/16	97,422.31	5/16	97,655.43	5/16	97,888.55	5/16	98,121.68	5/16	98,354.80
3/8	97,196.47	3/8	97,429.59	3/8	97,662.72	3/8	97,895.84	3/8	98,128.96	3/8	98,362.09
7/16	97,203.76	7/16	97,436.88	7/16	97,670.00	7/16	97,903.12	7/16	98,136.25	7/16	98,369.37
1/2	97,211.04	1/2	97,444.16	1/2	97,677.29	1/2	97,910.41	1/2	98,143.53	1/2	98,376.66
9/16	97,218.33	9/16	97,451.45	9/16	97,684.57	9/16	97,917.69	9/16	98,150.82	9/16	98,383.94
5/8	97,225.61	5/8	97,458.73	5/8	97,691.86	5/8	97,924.98	5/8	98,158.10	5/8	98,391.23
11/16	97,232.90	11/16	97,466.02	11/16	97,699.14	11/16	97,932.27	11/16	98,165.39	11/16	98,398.51
3/4	97,240.18	3/4	97,473.30	3/4	97,706.43	3/4	97,939.55	3/4	98,172.67	3/4	98,405.80
13/16	97,247.47	13/16	97,480.59	13/16	97,713.71	13/16	97,946.84	13/16	98,179.96	13/16	98,413.08
7/8	97,254.75	7/8	97,487.87	7/8	97,721.00	7/8	97,954.12	7/8	98,187.24	7/8	98,420.37
15/16	97,262.04	15/16	97,495.16	15/16	97,728.28	15/16	97,961.41	15/16	98,194.53	15/16	98,427.65
3	97,269.32	5	97,502.44	7	97,735.57	9	97,968.69	11	98,201.81	1	98,434.94
1/16	97,276.61	1/16	97,509.73	1/16	97,742.85	1/16	97,975.98	1/16	98,209.10	1/16	98,442.22
1/8	97,283.89	1/8	97,517.01	1/8	97,750.14	1/8	97,983.26	1/8	98,216.38	1/8	98,449.51
3/16	97,291.18	3/16	97,524.30	3/16	97,757.42	3/16	97,990.55	3/16	98,223.67	3/16	98,456.79
1/4	97,298.46	1/4	97,531.58	1/4	97,764.71	1/4	97,997.83	1/4	98,230.95	1/4	98,464.08
5/16	97,305.75	5/16	97,538.87	5/16	97,771.99	5/16	98,005.12	5/16	98,238.24	5/16	98,471.36
3/8	97,313.03	3/8	97,546.16	3/8	97,779.28	3/8	98,012.40	3/8	98,245.52	3/8	98,478.65
7/16	97,320.32	7/16	97,553.44	7/16	97,786.56	7/16	98,019.69	7/16	98,252.81	7/16	98,485.93
1/2	97,327.60	1/2	97,560.73	1/2	97,793.85	1/2	98,026.97	1/2	98,260.09	1/2	98,493.22
9/16	97,334.89	9/16	97,568.01	9/16	97,801.13	9/16	98,034.26	9/16	98,267.38	9/16	98,500.50
5/8	97,342.17	5/8	97,575.30	5/8	97,808.42	5/8	98,041.54	5/8	98,274.66	5/8	98,507.79
11/16	97,349.46	11/16	97,582.58	11/16	97,815.70	11/16	98,048.83	11/16	98,281.95	11/16	98,515.07
3/4	97,356.74	3/4	97,589.87	3/4	97,822.99	3/4	98,056.11	3/4	98,289.23	3/4	98,522.36
13/16	97,364.03	13/16	97,597.15	13/16	97,830.27	13/16	98,063.40	13/16	98,296.52	13/16	98,529.64
7/8	97,371.31	7/8	97,604.44	7/8	97,837.56	7/8	98,070.68	7/8	98,303.80	7/8	98,536.93
15/16	97,378.60	15/16	97,611.72	15/16	97,844.84	15/16	98,077.97	15/16	98,311.09	15/16	98,544.21

This chart is Certified for Tank: 15 only. No changes are permissible without the written consent of GAUGE POINT CALIBRATION.

For calibration specification information, see certificate on page 1.

Tank No: 15
GAUGE POINT CALIBRATION
1-800-205-TANK

Red Hill, Pearl Harbor, Hawaii

Issue Date: 11/2/2005

Capacities given in barrels of 42 U.S. gallons.

Gauge Height: 257'-00 5/8"

in/in	87 FT	in/in	87 FT	in/in	87 FT	in/in	87 FT	in/in	87 FT	in/in	88 FT
2	98,551.50	4	98,784.62	6	99,017.74	8	99,250.87	10	99,483.99	0	99,717.11
1/16	98,558.78	1/16	98,791.91	1/16	99,025.03	1/16	99,258.15	1/16	99,491.28	1/16	99,724.40
1/8	98,566.07	1/8	98,799.19	1/8	99,032.31	1/8	99,265.44	1/8	99,498.56	1/8	99,731.68
3/16	98,573.35	3/16	98,806.48	3/16	99,039.60	3/16	99,272.72	3/16	99,505.85	3/16	99,738.97
1/4	98,580.64	1/4	98,813.76	1/4	99,046.88	1/4	99,280.01	1/4	99,513.13	1/4	99,746.25
5/16	98,587.92	5/16	98,821.05	5/16	99,054.17	5/16	99,287.29	5/16	99,520.42	5/16	99,753.54
3/8	98,595.21	3/8	98,828.33	3/8	99,061.45	3/8	99,294.58	3/8	99,527.70	3/8	99,760.82
7/16	98,602.49	7/16	98,835.62	7/16	99,068.74	7/16	99,301.86	7/16	99,534.99	7/16	99,768.11
1/2	98,609.78	1/2	98,842.90	1/2	99,076.02	1/2	99,309.15	1/2	99,542.27	1/2	99,775.39
9/16	98,617.06	9/16	98,850.19	9/16	99,083.31	9/16	99,316.43	9/16	99,549.56	9/16	99,782.68
5/8	98,624.35	5/8	98,857.47	5/8	99,090.59	5/8	99,323.72	5/8	99,556.84	5/8	99,789.96
11/16	98,631.63	11/16	98,864.76	11/16	99,097.88	11/16	99,331.00	11/16	99,564.13	11/16	99,797.25
3/4	98,638.92	3/4	98,872.04	3/4	99,105.17	3/4	99,338.29	3/4	99,571.41	3/4	99,804.53
13/16	98,646.20	13/16	98,879.33	13/16	99,112.45	13/16	99,345.57	13/16	99,578.70	13/16	99,811.82
7/8	98,653.49	7/8	98,886.61	7/8	99,119.74	7/8	99,352.86	7/8	99,585.98	7/8	99,819.10
15/16	98,660.77	15/16	98,893.90	15/16	99,127.02	15/16	99,360.14	15/16	99,593.27	15/16	99,826.39
3	98,668.06	5	98,901.18	7	99,134.31	9	99,367.43	11	99,600.55	1	99,833.67
1/16	98,675.34	1/16	98,908.47	1/16	99,141.59	1/16	99,374.71	1/16	99,607.84	1/16	99,840.96
1/8	98,682.63	1/8	98,915.75	1/8	99,148.88	1/8	99,382.00	1/8	99,615.12	1/8	99,848.24
3/16	98,689.91	3/16	98,923.04	3/16	99,156.16	3/16	99,389.28	3/16	99,622.41	3/16	99,855.53
1/4	98,697.20	1/4	98,930.32	1/4	99,163.45	1/4	99,396.57	1/4	99,629.69	1/4	99,862.81
5/16	98,704.48	5/16	98,937.61	5/16	99,170.73	5/16	99,403.85	5/16	99,636.98	5/16	99,870.10
3/8	98,711.77	3/8	98,944.89	3/8	99,178.02	3/8	99,411.14	3/8	99,644.26	3/8	99,877.38
7/16	98,719.06	7/16	98,952.18	7/16	99,185.30	7/16	99,418.42	7/16	99,651.55	7/16	99,884.67
1/2	98,726.34	1/2	98,959.46	1/2	99,192.59	1/2	99,425.71	1/2	99,658.83	1/2	99,891.96
9/16	98,733.63	9/16	98,966.75	9/16	99,199.87	9/16	99,432.99	9/16	99,666.12	9/16	99,899.24
5/8	98,740.91	5/8	98,974.03	5/8	99,207.16	5/8	99,440.28	5/8	99,673.40	5/8	99,906.53
11/16	98,748.20	11/16	98,981.32	11/16	99,214.44	11/16	99,447.56	11/16	99,680.69	11/16	99,913.81
3/4	98,755.48	3/4	98,988.60	3/4	99,221.73	3/4	99,454.85	3/4	99,687.97	3/4	99,921.10
13/16	98,762.77	13/16	98,995.89	13/16	99,229.01	13/16	99,462.13	13/16	99,695.26	13/16	99,928.38
7/8	98,770.05	7/8	99,003.17	7/8	99,236.30	7/8	99,469.42	7/8	99,702.54	7/8	99,935.67
15/16	98,777.34	15/16	99,010.46	15/16	99,243.58	15/16	99,476.70	15/16	99,709.83	15/16	99,942.95

This chart is Certified for Tank: 15 only. No changes are permissible without the written consent of GAUGE POINT CALIBRATION.

For calibration specification information, see certificate on page 1.

Tank No: 15
GAUGE POINT CALIBRATION
1-800-205-TANK

Red Hill, Pearl Harbor, Hawaii

Issue Date: 11/2/2005

Capacities given in barrels of 42 U.S. gallons.

Gauge Height: 257'-00 5/8"

in/in	88 FT	in/in	88 FT	in/in	88 FT	in/in	88 FT	in/in	88 FT	in/in	89 FT
2	99,950.24	4	100,183.36	6	100,416.48	8	100,649.60	10	100,882.73	0	101,115.85
1/16	99,957.52	1/16	100,190.64	1/16	100,423.77	1/16	100,656.89	1/16	100,890.01	1/16	101,123.14
1/8	99,964.81	1/8	100,197.93	1/8	100,431.05	1/8	100,664.18	1/8	100,897.30	1/8	101,130.42
3/16	99,972.09	3/16	100,205.21	3/16	100,438.34	3/16	100,671.46	3/16	100,904.58	3/16	101,137.71
1/4	99,979.38	1/4	100,212.50	1/4	100,445.62	1/4	100,678.75	1/4	100,911.87	1/4	101,144.99
5/16	99,986.66	5/16	100,219.78	5/16	100,452.91	5/16	100,686.03	5/16	100,919.15	5/16	101,152.28
3/8	99,993.95	3/8	100,227.07	3/8	100,460.19	3/8	100,693.32	3/8	100,926.44	3/8	101,159.56
7/16	100,001.23	7/16	100,234.35	7/16	100,467.48	7/16	100,700.60	7/16	100,933.72	7/16	101,166.85
1/2	100,008.52	1/2	100,241.64	1/2	100,474.76	1/2	100,707.89	1/2	100,941.01	1/2	101,174.13
9/16	100,015.80	9/16	100,248.92	9/16	100,482.05	9/16	100,715.17	9/16	100,948.29	9/16	101,181.42
5/8	100,023.09	5/8	100,256.21	5/8	100,489.33	5/8	100,722.46	5/8	100,955.58	5/8	101,188.70
11/16	100,030.37	11/16	100,263.49	11/16	100,496.62	11/16	100,729.74	11/16	100,962.86	11/16	101,195.99
3/4	100,037.66	3/4	100,270.78	3/4	100,503.90	3/4	100,737.03	3/4	100,970.15	3/4	101,203.27
13/16	100,044.94	13/16	100,278.07	13/16	100,511.19	13/16	100,744.31	13/16	100,977.43	13/16	101,210.56
7/8	100,052.23	7/8	100,285.35	7/8	100,518.47	7/8	100,751.60	7/8	100,984.72	7/8	101,217.84
15/16	100,059.51	15/16	100,292.64	15/16	100,525.76	15/16	100,758.88	15/16	100,992.00	15/16	101,225.13
3	100,066.80	5	100,299.92	7	100,533.04	9	100,766.17	11	100,999.29	1	101,232.41
1/16	100,074.08	1/16	100,307.21	1/16	100,540.33	1/16	100,773.45	1/16	101,006.57	1/16	101,239.70
1/8	100,081.37	1/8	100,314.49	1/8	100,547.61	1/8	100,780.74	1/8	101,013.86	1/8	101,246.98
3/16	100,088.65	3/16	100,321.78	3/16	100,554.90	3/16	100,788.02	3/16	101,021.14	3/16	101,254.27
1/4	100,095.94	1/4	100,329.06	1/4	100,562.18	1/4	100,795.31	1/4	101,028.43	1/4	101,261.55
5/16	100,103.22	5/16	100,336.35	5/16	100,569.47	5/16	100,802.59	5/16	101,035.71	5/16	101,268.84
3/8	100,110.51	3/8	100,343.63	3/8	100,576.75	3/8	100,809.88	3/8	101,043.00	3/8	101,276.12
7/16	100,117.79	7/16	100,350.92	7/16	100,584.04	7/16	100,817.16	7/16	101,050.29	7/16	101,283.41
1/2	100,125.08	1/2	100,358.20	1/2	100,591.32	1/2	100,824.45	1/2	101,057.57	1/2	101,290.69
9/16	100,132.36	9/16	100,365.49	9/16	100,598.61	9/16	100,831.73	9/16	101,064.86	9/16	101,297.98
5/8	100,139.65	5/8	100,372.77	5/8	100,605.89	5/8	100,839.02	5/8	101,072.14	5/8	101,305.26
11/16	100,146.93	11/16	100,380.06	11/16	100,613.18	11/16	100,846.30	11/16	101,079.43	11/16	101,312.55
3/4	100,154.22	3/4	100,387.34	3/4	100,620.46	3/4	100,853.59	3/4	101,086.71	3/4	101,319.83
13/16	100,161.50	13/16	100,394.63	13/16	100,627.75	13/16	100,860.87	13/16	101,094.00	13/16	101,327.12
7/8	100,168.79	7/8	100,401.91	7/8	100,635.03	7/8	100,868.16	7/8	101,101.28	7/8	101,334.40
15/16	100,176.07	15/16	100,409.20	15/16	100,642.32	15/16	100,875.44	15/16	101,108.57	15/16	101,341.69

This chart is Certified for Tank: 15 only. No changes are permissible without the written consent of GAUGE POINT CALIBRATION.

For calibration specification information, see certificate on page 1.

Tank No: 15
GAUGE POINT CALIBRATION
1-800-205-TANK

Red Hill, Pearl Harbor, Hawaii

Issue Date: 11/2/2005

Capacities given in barrels of 42 U.S. gallons.

Gauge Height: 257'-00 5/8"

in/in	89 FT	in/in	89 FT	in/in	89 FT	in/in	89 FT	in/in	89 FT	in/in	90 FT
2	101,348.97	4	101,582.10	6	101,815.22	8	102,048.34	10	102,281.47	0	102,514.59
1/16	101,356.26	1/16	101,589.38	1/16	101,822.50	1/16	102,055.63	1/16	102,288.75	1/16	102,521.87
1/8	101,363.54	1/8	101,596.67	1/8	101,829.79	1/8	102,062.91	1/8	102,296.04	1/8	102,529.16
3/16	101,370.83	3/16	101,603.95	3/16	101,837.08	3/16	102,070.20	3/16	102,303.32	3/16	102,536.44
1/4	101,378.11	1/4	101,611.24	1/4	101,844.36	1/4	102,077.48	1/4	102,310.61	1/4	102,543.73
5/16	101,385.40	5/16	101,618.52	5/16	101,851.65	5/16	102,084.77	5/16	102,317.89	5/16	102,551.01
3/8	101,392.68	3/8	101,625.81	3/8	101,858.93	3/8	102,092.05	3/8	102,325.18	3/8	102,558.30
7/16	101,399.97	7/16	101,633.09	7/16	101,866.22	7/16	102,099.34	7/16	102,332.46	7/16	102,565.58
1/2	101,407.25	1/2	101,640.38	1/2	101,873.50	1/2	102,106.62	1/2	102,339.75	1/2	102,572.87
9/16	101,414.54	9/16	101,647.66	9/16	101,880.79	9/16	102,113.91	9/16	102,347.03	9/16	102,580.15
5/8	101,421.82	5/8	101,654.95	5/8	101,888.07	5/8	102,121.19	5/8	102,354.32	5/8	102,587.44
11/16	101,429.11	11/16	101,662.23	11/16	101,895.36	11/16	102,128.48	11/16	102,361.60	11/16	102,594.72
3/4	101,436.39	3/4	101,669.52	3/4	101,902.64	3/4	102,135.76	3/4	102,368.89	3/4	102,602.01
13/16	101,443.68	13/16	101,676.80	13/16	101,909.93	13/16	102,143.05	13/16	102,376.17	13/16	102,609.30
7/8	101,450.97	7/8	101,684.09	7/8	101,917.21	7/8	102,150.33	7/8	102,383.46	7/8	102,616.58
15/16	101,458.25	15/16	101,691.37	15/16	101,924.50	15/16	102,157.62	15/16	102,390.74	15/16	102,623.87
3	101,465.54	5	101,698.66	7	101,931.78	9	102,164.90	11	102,398.03	1	102,631.15
1/16	101,472.82	1/16	101,705.94	1/16	101,939.07	1/16	102,172.19	1/16	102,405.31	1/16	102,638.44
1/8	101,480.11	1/8	101,713.23	1/8	101,946.35	1/8	102,179.47	1/8	102,412.60	1/8	102,645.72
3/16	101,487.39	3/16	101,720.51	3/16	101,953.64	3/16	102,186.76	3/16	102,419.88	3/16	102,653.01
1/4	101,494.68	1/4	101,727.80	1/4	101,960.92	1/4	102,194.04	1/4	102,427.17	1/4	102,660.29
5/16	101,501.96	5/16	101,735.08	5/16	101,968.21	5/16	102,201.33	5/16	102,434.45	5/16	102,667.58
3/8	101,509.25	3/8	101,742.37	3/8	101,975.49	3/8	102,208.61	3/8	102,441.74	3/8	102,674.86
7/16	101,516.53	7/16	101,749.65	7/16	101,982.78	7/16	102,215.90	7/16	102,449.02	7/16	102,682.15
1/2	101,523.82	1/2	101,756.94	1/2	101,990.06	1/2	102,223.19	1/2	102,456.31	1/2	102,689.43
9/16	101,531.10	9/16	101,764.22	9/16	101,997.35	9/16	102,230.47	9/16	102,463.59	9/16	102,696.72
5/8	101,538.39	5/8	101,771.51	5/8	102,004.63	5/8	102,237.76	5/8	102,470.88	5/8	102,704.00
11/16	101,545.67	11/16	101,778.79	11/16	102,011.92	11/16	102,245.04	11/16	102,478.16	11/16	102,711.29
3/4	101,552.96	3/4	101,786.08	3/4	102,019.20	3/4	102,252.33	3/4	102,485.45	3/4	102,718.57
13/16	101,560.24	13/16	101,793.36	13/16	102,026.49	13/16	102,259.61	13/16	102,492.73	13/16	102,725.86
7/8	101,567.53	7/8	101,800.65	7/8	102,033.77	7/8	102,266.90	7/8	102,500.02	7/8	102,733.14
15/16	101,574.81	15/16	101,807.93	15/16	102,041.06	15/16	102,274.18	15/16	102,507.30	15/16	102,740.43

This chart is Certified for Tank: 15 only. No changes are permissible without the written consent of GAUGE POINT CALIBRATION.

For calibration specification information, see certificate on page 1.

Tank No: 15
GAUGE POINT CALIBRATION
1-800-205-TANK

Red Hill, Pearl Harbor, Hawaii

Issue Date: 11/2/2005

Capacities given in barrels of 42 U.S. gallons.

Gauge Height: 257'-00 5/8"

in/in	90 FT	in/in	90 FT	in/in	90 FT	in/in	90 FT	in/in	90 FT	in/in	91 FT
2	102,747.71	4	102,980.83	6	103,213.96	8	103,447.08	10	103,680.20	0	103,913.33
1/16	102,755.00	1/16	102,988.12	1/16	103,221.24	1/16	103,454.37	1/16	103,687.49	1/16	103,920.61
1/8	102,762.28	1/8	102,995.41	1/8	103,228.53	1/8	103,461.65	1/8	103,694.77	1/8	103,927.90
3/16	102,769.57	3/16	103,002.69	3/16	103,235.81	3/16	103,468.94	3/16	103,702.06	3/16	103,935.18
1/4	102,776.85	1/4	103,009.98	1/4	103,243.10	1/4	103,476.22	1/4	103,709.34	1/4	103,942.47
5/16	102,784.14	5/16	103,017.26	5/16	103,250.38	5/16	103,483.51	5/16	103,716.63	5/16	103,949.75
3/8	102,791.42	3/8	103,024.55	3/8	103,257.67	3/8	103,490.79	3/8	103,723.91	3/8	103,957.04
7/16	102,798.71	7/16	103,031.83	7/16	103,264.95	7/16	103,498.08	7/16	103,731.20	7/16	103,964.32
1/2	102,805.99	1/2	103,039.12	1/2	103,272.24	1/2	103,505.36	1/2	103,738.48	1/2	103,971.61
9/16	102,813.28	9/16	103,046.40	9/16	103,279.52	9/16	103,512.65	9/16	103,745.77	9/16	103,978.89
5/8	102,820.56	5/8	103,053.69	5/8	103,286.81	5/8	103,519.93	5/8	103,753.05	5/8	103,986.18
11/16	102,827.85	11/16	103,060.97	11/16	103,294.09	11/16	103,527.22	11/16	103,760.34	11/16	103,993.46
3/4	102,835.13	3/4	103,068.26	3/4	103,301.38	3/4	103,534.50	3/4	103,767.62	3/4	104,000.75
13/16	102,842.42	13/16	103,075.54	13/16	103,308.66	13/16	103,541.79	13/16	103,774.91	13/16	104,008.03
7/8	102,849.70	7/8	103,082.83	7/8	103,315.95	7/8	103,549.07	7/8	103,782.20	7/8	104,015.32
15/16	102,856.99	15/16	103,090.11	15/16	103,323.23	15/16	103,556.36	15/16	103,789.48	15/16	104,022.60
3	102,864.27	5	103,097.40	7	103,330.52	9	103,563.64	11	103,796.77	1	104,029.89
1/16	102,871.56	1/16	103,104.68	1/16	103,337.80	1/16	103,570.93	1/16	103,804.05	1/16	104,037.17
1/8	102,878.84	1/8	103,111.97	1/8	103,345.09	1/8	103,578.21	1/8	103,811.34	1/8	104,044.46
3/16	102,886.13	3/16	103,119.25	3/16	103,352.37	3/16	103,585.50	3/16	103,818.62	3/16	104,051.74
1/4	102,893.41	1/4	103,126.54	1/4	103,359.66	1/4	103,592.78	1/4	103,825.91	1/4	104,059.03
5/16	102,900.70	5/16	103,133.82	5/16	103,366.94	5/16	103,600.07	5/16	103,833.19	5/16	104,066.31
3/8	102,907.98	3/8	103,141.11	3/8	103,374.23	3/8	103,607.35	3/8	103,840.48	3/8	104,073.60
7/16	102,915.27	7/16	103,148.39	7/16	103,381.51	7/16	103,614.64	7/16	103,847.76	7/16	104,080.88
1/2	102,922.55	1/2	103,155.68	1/2	103,388.80	1/2	103,621.92	1/2	103,855.05	1/2	104,088.17
9/16	102,929.84	9/16	103,162.96	9/16	103,396.09	9/16	103,629.21	9/16	103,862.33	9/16	104,095.45
5/8	102,937.12	5/8	103,170.25	5/8	103,403.37	5/8	103,636.49	5/8	103,869.62	5/8	104,102.74
11/16	102,944.41	11/16	103,177.53	11/16	103,410.66	11/16	103,643.78	11/16	103,876.90	11/16	104,110.02
3/4	102,951.69	3/4	103,184.82	3/4	103,417.94	3/4	103,651.06	3/4	103,884.19	3/4	104,117.31
13/16	102,958.98	13/16	103,192.10	13/16	103,425.23	13/16	103,658.35	13/16	103,891.47	13/16	104,124.59
7/8	102,966.26	7/8	103,199.39	7/8	103,432.51	7/8	103,665.63	7/8	103,898.76	7/8	104,131.88
15/16	102,973.55	15/16	103,206.67	15/16	103,439.80	15/16	103,672.92	15/16	103,906.04	15/16	104,139.16

This chart is Certified for Tank: 15 only. No changes are permissible without the written consent of GAUGE POINT CALIBRATION.

For calibration specification information, see certificate on page 1.

Tank No: 15
GAUGE POINT CALIBRATION
1-800-205-TANK

Red Hill, Pearl Harbor, Hawaii

Issue Date: 11/2/2005

Capacities given in barrels of 42 U.S. gallons.

Gauge Height: 257'-00 5/8"

in/in	91 FT	in/in	91 FT	in/in	91 FT	in/in	91 FT	in/in	91 FT	in/in	92 FT
2	104,146.45	4	104,379.57	6	104,612.70	8	104,845.82	10	105,078.88	0	105,312.00
1/16	104,153.73	1/16	104,386.86	1/16	104,619.98	1/16	104,853.10	1/16	105,086.16	1/16	105,319.29
1/8	104,161.02	1/8	104,394.14	1/8	104,627.27	1/8	104,860.39	1/8	105,093.45	1/8	105,326.57
3/16	104,168.31	3/16	104,401.43	3/16	104,634.55	3/16	104,867.67	3/16	105,100.73	3/16	105,333.86
1/4	104,175.59	1/4	104,408.71	1/4	104,641.84	1/4	104,874.96	1/4	105,108.02	1/4	105,341.14
5/16	104,182.88	5/16	104,416.00	5/16	104,649.12	5/16	104,882.24	5/16	105,115.30	5/16	105,348.43
3/8	104,190.16	3/8	104,423.28	3/8	104,656.41	3/8	104,889.53	3/8	105,122.59	3/8	105,355.71
7/16	104,197.45	7/16	104,430.57	7/16	104,663.69	7/16	104,896.81	7/16	105,129.87	7/16	105,363.00
1/2	104,204.73	1/2	104,437.85	1/2	104,670.98	1/2	104,904.10	1/2	105,137.16	1/2	105,370.28
9/16	104,212.02	9/16	104,445.14	9/16	104,678.26	9/16	104,911.38	9/16	105,144.44	9/16	105,377.57
5/8	104,219.30	5/8	104,452.42	5/8	104,685.55	5/8	104,918.67	5/8	105,151.73	5/8	105,384.85
11/16	104,226.59	11/16	104,459.71	11/16	104,692.83	11/16	104,925.95	11/16	105,159.01	11/16	105,392.14
3/4	104,233.87	3/4	104,466.99	3/4	104,700.12	3/4	104,933.24	3/4	105,166.30	3/4	105,399.42
13/16	104,241.16	13/16	104,474.28	13/16	104,707.40	13/16	104,940.52	13/16	105,173.58	13/16	105,406.71
7/8	104,248.44	7/8	104,481.56	7/8	104,714.69	7/8	104,947.81	7/8	105,180.87	7/8	105,413.99
15/16	104,255.73	15/16	104,488.85	15/16	104,721.97	15/16	104,955.10	15/16	105,188.15	15/16	105,421.28
3	104,263.01	5	104,496.13	7	104,729.26	9	104,962.38	11	105,195.44	1	105,428.56
1/16	104,270.30	1/16	104,503.42	1/16	104,736.54	1/16	104,969.66	1/16	105,202.72	1/16	105,435.85
1/8	104,277.58	1/8	104,510.70	1/8	104,743.83	1/8	104,976.94	1/8	105,210.01	1/8	105,443.13
3/16	104,284.87	3/16	104,517.99	3/16	104,751.11	3/16	104,984.22	3/16	105,217.30	3/16	105,450.42
1/4	104,292.15	1/4	104,525.27	1/4	104,758.40	1/4	104,991.50	1/4	105,224.58	1/4	105,457.70
5/16	104,299.44	5/16	104,532.56	5/16	104,765.68	5/16	104,998.79	5/16	105,231.87	5/16	105,464.99
3/8	104,306.72	3/8	104,539.84	3/8	104,772.97	3/8	105,006.07	3/8	105,239.15	3/8	105,472.27
7/16	104,314.01	7/16	104,547.13	7/16	104,780.25	7/16	105,013.35	7/16	105,246.44	7/16	105,479.56
1/2	104,321.29	1/2	104,554.42	1/2	104,787.54	1/2	105,020.63	1/2	105,253.72	1/2	105,486.84
9/16	104,328.58	9/16	104,561.70	9/16	104,794.82	9/16	105,027.91	9/16	105,261.01	9/16	105,494.13
5/8	104,335.86	5/8	104,568.99	5/8	104,802.11	5/8	105,035.19	5/8	105,268.29	5/8	105,501.41
11/16	104,343.15	11/16	104,576.27	11/16	104,809.39	11/16	105,042.47	11/16	105,275.58	11/16	105,508.70
3/4	104,350.43	3/4	104,583.56	3/4	104,816.68	3/4	105,049.75	3/4	105,282.86	3/4	105,515.98
13/16	104,357.72	13/16	104,590.84	13/16	104,823.96	13/16	105,057.03	13/16	105,290.15	13/16	105,523.27
7/8	104,365.00	7/8	104,598.13	7/8	104,831.25	7/8	105,064.32	7/8	105,297.43	7/8	105,530.55
15/16	104,372.29	15/16	104,605.41	15/16	104,838.53	15/16	105,071.60	15/16	105,304.72	15/16	105,537.84

This chart is Certified for Tank: 15 only. No changes are permissible without the written consent of GAUGE POINT CALIBRATION.

For calibration specification information, see certificate on page 1.

Tank No: 15
GAUGE POINT CALIBRATION
1-800-205-TANK

Red Hill, Pearl Harbor, Hawaii

Issue Date: 11/2/2005

Capacities given in barrels of 42 U.S. gallons.

Gauge Height: 257'-00 5/8"

in/in	92 FT	in/in	92 FT	in/in	92 FT	in/in	92 FT	in/in	92 FT	in/in	93 FT
2	105,545.12	4	105,778.25	6	106,011.37	8	106,244.49	10	106,477.62	0	106,710.74
1/16	105,552.41	1/16	105,785.53	1/16	106,018.66	1/16	106,251.78	1/16	106,484.90	1/16	106,718.02
1/8	105,559.69	1/8	105,792.82	1/8	106,025.94	1/8	106,259.06	1/8	106,492.19	1/8	106,725.31
3/16	105,566.98	3/16	105,800.10	3/16	106,033.23	3/16	106,266.35	3/16	106,499.47	3/16	106,732.59
1/4	105,574.26	1/4	105,807.39	1/4	106,040.51	1/4	106,273.63	1/4	106,506.76	1/4	106,739.88
5/16	105,581.55	5/16	105,814.67	5/16	106,047.80	5/16	106,280.92	5/16	106,514.04	5/16	106,747.16
3/8	105,588.83	3/8	105,821.96	3/8	106,055.08	3/8	106,288.20	3/8	106,521.33	3/8	106,754.45
7/16	105,596.12	7/16	105,829.24	7/16	106,062.37	7/16	106,295.49	7/16	106,528.61	7/16	106,761.73
1/2	105,603.41	1/2	105,836.53	1/2	106,069.65	1/2	106,302.77	1/2	106,535.90	1/2	106,769.02
9/16	105,610.69	9/16	105,843.81	9/16	106,076.94	9/16	106,310.06	9/16	106,543.18	9/16	106,776.31
5/8	105,617.98	5/8	105,851.10	5/8	106,084.22	5/8	106,317.34	5/8	106,550.47	5/8	106,783.59
11/16	105,625.26	11/16	105,858.38	11/16	106,091.51	11/16	106,324.63	11/16	106,557.75	11/16	106,790.88
3/4	105,632.55	3/4	105,865.67	3/4	106,098.79	3/4	106,331.91	3/4	106,565.04	3/4	106,798.16
13/16	105,639.83	13/16	105,872.95	13/16	106,106.08	13/16	106,339.20	13/16	106,572.32	13/16	106,805.45
7/8	105,647.12	7/8	105,880.24	7/8	106,113.36	7/8	106,346.48	7/8	106,579.61	7/8	106,812.73
15/16	105,654.40	15/16	105,887.52	15/16	106,120.65	15/16	106,353.77	15/16	106,586.89	15/16	106,820.02
3	105,661.69	5	105,894.81	7	106,127.93	9	106,361.05	11	106,594.18	1	106,827.30
1/16	105,668.97	1/16	105,902.09	1/16	106,135.22	1/16	106,368.34	1/16	106,601.46	1/16	106,834.59
1/8	105,676.26	1/8	105,909.38	1/8	106,142.50	1/8	106,375.62	1/8	106,608.75	1/8	106,841.87
3/16	105,683.54	3/16	105,916.66	3/16	106,149.79	3/16	106,382.91	3/16	106,616.03	3/16	106,849.16
1/4	105,690.83	1/4	105,923.95	1/4	106,157.07	1/4	106,390.20	1/4	106,623.32	1/4	106,856.44
5/16	105,698.11	5/16	105,931.23	5/16	106,164.36	5/16	106,397.48	5/16	106,630.60	5/16	106,863.73
3/8	105,705.40	3/8	105,938.52	3/8	106,171.64	3/8	106,404.77	3/8	106,637.89	3/8	106,871.01
7/16	105,712.68	7/16	105,945.80	7/16	106,178.93	7/16	106,412.05	7/16	106,645.17	7/16	106,878.30
1/2	105,719.97	1/2	105,953.09	1/2	106,186.21	1/2	106,419.34	1/2	106,652.46	1/2	106,885.58
9/16	105,727.25	9/16	105,960.37	9/16	106,193.50	9/16	106,426.62	9/16	106,659.74	9/16	106,892.87
5/8	105,734.54	5/8	105,967.66	5/8	106,200.78	5/8	106,433.91	5/8	106,667.03	5/8	106,900.15
11/16	105,741.82	11/16	105,974.94	11/16	106,208.07	11/16	106,441.19	11/16	106,674.31	11/16	106,907.44
3/4	105,749.11	3/4	105,982.23	3/4	106,215.35	3/4	106,448.48	3/4	106,681.60	3/4	106,914.72
13/16	105,756.39	13/16	105,989.52	13/16	106,222.64	13/16	106,455.76	13/16	106,688.88	13/16	106,922.01
7/8	105,763.68	7/8	105,996.80	7/8	106,229.92	7/8	106,463.05	7/8	106,696.17	7/8	106,929.29
15/16	105,770.96	15/16	106,004.09	15/16	106,237.21	15/16	106,470.33	15/16	106,703.45	15/16	106,936.58

This chart is Certified for Tank: 15 only. No changes are permissible without the written consent of GAUGE POINT CALIBRATION.

For calibration specification information, see certificate on page 1.

Tank No: 15
GAUGE POINT CALIBRATION
1-800-205-TANK

Red Hill, Pearl Harbor, Hawaii

Issue Date: 11/2/2005

Capacities given in barrels of 42 U.S. gallons.

Gauge Height: 257'-00 5/8"

in/in	93 FT	in/in	93 FT	in/in	93 FT	in/in	93 FT	in/in	93 FT	in/in	94 FT
2	106,943.86	4	107,176.99	6	107,410.11	8	107,643.23	10	107,876.35	0	108,109.48
1/16	106,951.15	1/16	107,184.27	1/16	107,417.39	1/16	107,650.52	1/16	107,883.64	1/16	108,116.76
1/8	106,958.43	1/8	107,191.56	1/8	107,424.68	1/8	107,657.80	1/8	107,890.92	1/8	108,124.05
3/16	106,965.72	3/16	107,198.84	3/16	107,431.96	3/16	107,665.09	3/16	107,898.21	3/16	108,131.33
1/4	106,973.00	1/4	107,206.13	1/4	107,439.25	1/4	107,672.37	1/4	107,905.49	1/4	108,138.62
5/16	106,980.29	5/16	107,213.41	5/16	107,446.53	5/16	107,679.66	5/16	107,912.78	5/16	108,145.90
3/8	106,987.57	3/8	107,220.70	3/8	107,453.82	3/8	107,686.94	3/8	107,920.06	3/8	108,153.19
7/16	106,994.86	7/16	107,227.98	7/16	107,461.10	7/16	107,694.23	7/16	107,927.35	7/16	108,160.47
1/2	107,002.14	1/2	107,235.27	1/2	107,468.39	1/2	107,701.51	1/2	107,934.64	1/2	108,167.76
9/16	107,009.43	9/16	107,242.55	9/16	107,475.67	9/16	107,708.80	9/16	107,941.92	9/16	108,175.04
5/8	107,016.71	5/8	107,249.84	5/8	107,482.96	5/8	107,716.08	5/8	107,949.21	5/8	108,182.33
11/16	107,024.00	11/16	107,257.12	11/16	107,490.24	11/16	107,723.37	11/16	107,956.49	11/16	108,189.61
3/4	107,031.28	3/4	107,264.41	3/4	107,497.53	3/4	107,730.65	3/4	107,963.78	3/4	108,196.90
13/16	107,038.57	13/16	107,271.69	13/16	107,504.81	13/16	107,737.94	13/16	107,971.06	13/16	108,204.18
7/8	107,045.85	7/8	107,278.98	7/8	107,512.10	7/8	107,745.22	7/8	107,978.35	7/8	108,211.47
15/16	107,053.14	15/16	107,286.26	15/16	107,519.38	15/16	107,752.51	15/16	107,985.63	15/16	108,218.75
3	107,060.42	5	107,293.55	7	107,526.67	9	107,759.79	11	107,992.92	1	108,226.04
1/16	107,067.71	1/16	107,300.83	1/16	107,533.95	1/16	107,767.08	1/16	108,000.20	1/16	108,233.32
1/8	107,074.99	1/8	107,308.12	1/8	107,541.24	1/8	107,774.36	1/8	108,007.49	1/8	108,240.61
3/16	107,082.28	3/16	107,315.40	3/16	107,548.53	3/16	107,781.65	3/16	108,014.77	3/16	108,247.89
1/4	107,089.56	1/4	107,322.69	1/4	107,555.81	1/4	107,788.93	1/4	108,022.06	1/4	108,255.18
5/16	107,096.85	5/16	107,329.97	5/16	107,563.10	5/16	107,796.22	5/16	108,029.34	5/16	108,262.46
3/8	107,104.13	3/8	107,337.26	3/8	107,570.38	3/8	107,803.50	3/8	108,036.63	3/8	108,269.75
7/16	107,111.42	7/16	107,344.54	7/16	107,577.67	7/16	107,810.79	7/16	108,043.91	7/16	108,277.03
1/2	107,118.70	1/2	107,351.83	1/2	107,584.95	1/2	107,818.07	1/2	108,051.20	1/2	108,284.32
9/16	107,125.99	9/16	107,359.11	9/16	107,592.24	9/16	107,825.36	9/16	108,058.48	9/16	108,291.60
5/8	107,133.27	5/8	107,366.40	5/8	107,599.52	5/8	107,832.64	5/8	108,065.77	5/8	108,298.89
11/16	107,140.56	11/16	107,373.68	11/16	107,606.81	11/16	107,839.93	11/16	108,073.05	11/16	108,306.17
3/4	107,147.84	3/4	107,380.97	3/4	107,614.09	3/4	107,847.21	3/4	108,080.34	3/4	108,313.46
13/16	107,155.13	13/16	107,388.25	13/16	107,621.38	13/16	107,854.50	13/16	108,087.62	13/16	108,320.74
7/8	107,162.42	7/8	107,395.54	7/8	107,628.66	7/8	107,861.78	7/8	108,094.91	7/8	108,328.03
15/16	107,169.70	15/16	107,402.82	15/16	107,635.95	15/16	107,869.07	15/16	108,102.19	15/16	108,335.32

This chart is Certified for Tank: 15 only. No changes are permissible without the written consent of GAUGE POINT CALIBRATION.

For calibration specification information, see certificate on page 1.

Tank No: 15
GAUGE POINT CALIBRATION
1-800-205-TANK

Red Hill, Pearl Harbor, Hawaii

Issue Date: 11/2/2005

Capacities given in barrels of 42 U.S. gallons.

Gauge Height: 257'-00 5/8"

in/in	94 FT	in/in	94 FT	in/in	94 FT	in/in	94 FT	in/in	94 FT	in/in	95 FT
2	108,342.60	4	108,575.72	6	108,808.85	8	109,041.97	10	109,275.09	0	109,508.22
1/16	108,349.89	1/16	108,583.01	1/16	108,816.13	1/16	109,049.25	1/16	109,282.38	1/16	109,515.50
1/8	108,357.17	1/8	108,590.29	1/8	108,823.42	1/8	109,056.54	1/8	109,289.66	1/8	109,522.79
3/16	108,364.46	3/16	108,597.58	3/16	108,830.70	3/16	109,063.82	3/16	109,296.95	3/16	109,530.07
1/4	108,371.74	1/4	108,604.86	1/4	108,837.99	1/4	109,071.11	1/4	109,304.23	1/4	109,537.36
5/16	108,379.03	5/16	108,612.15	5/16	108,845.27	5/16	109,078.39	5/16	109,311.52	5/16	109,544.64
3/8	108,386.31	3/8	108,619.43	3/8	108,852.56	3/8	109,085.68	3/8	109,318.80	3/8	109,551.93
7/16	108,393.60	7/16	108,626.72	7/16	108,859.84	7/16	109,092.96	7/16	109,326.09	7/16	109,559.21
1/2	108,400.88	1/2	108,634.00	1/2	108,867.13	1/2	109,100.25	1/2	109,333.37	1/2	109,566.50
9/16	108,408.17	9/16	108,641.29	9/16	108,874.41	9/16	109,107.54	9/16	109,340.66	9/16	109,573.78
5/8	108,415.45	5/8	108,648.57	5/8	108,881.70	5/8	109,114.82	5/8	109,347.94	5/8	109,581.07
11/16	108,422.74	11/16	108,655.86	11/16	108,888.98	11/16	109,122.11	11/16	109,355.23	11/16	109,588.35
3/4	108,430.02	3/4	108,663.14	3/4	108,896.27	3/4	109,129.39	3/4	109,362.51	3/4	109,595.64
13/16	108,437.31	13/16	108,670.43	13/16	108,903.55	13/16	109,136.68	13/16	109,369.80	13/16	109,602.92
7/8	108,444.59	7/8	108,677.71	7/8	108,910.84	7/8	109,143.96	7/8	109,377.08	7/8	109,610.21
15/16	108,451.88	15/16	108,685.00	15/16	108,918.12	15/16	109,151.25	15/16	109,384.37	15/16	109,617.49
3	108,459.16	5	108,692.28	7	108,925.41	9	109,158.53	11	109,391.65	1	109,624.78
1/16	108,466.45	1/16	108,699.57	1/16	108,932.69	1/16	109,165.82	1/16	109,398.94	1/16	109,632.06
1/8	108,473.73	1/8	108,706.85	1/8	108,939.98	1/8	109,173.10	1/8	109,406.22	1/8	109,639.35
3/16	108,481.02	3/16	108,714.14	3/16	108,947.26	3/16	109,180.39	3/16	109,413.51	3/16	109,646.63
1/4	108,488.30	1/4	108,721.43	1/4	108,954.55	1/4	109,187.67	1/4	109,420.79	1/4	109,653.92
5/16	108,495.59	5/16	108,728.71	5/16	108,961.83	5/16	109,194.96	5/16	109,428.08	5/16	109,661.20
3/8	108,502.87	3/8	108,736.00	3/8	108,969.12	3/8	109,202.24	3/8	109,435.36	3/8	109,668.49
7/16	108,510.16	7/16	108,743.28	7/16	108,976.40	7/16	109,209.53	7/16	109,442.65	7/16	109,675.77
1/2	108,517.44	1/2	108,750.57	1/2	108,983.69	1/2	109,216.81	1/2	109,449.93	1/2	109,683.06
9/16	108,524.73	9/16	108,757.85	9/16	108,990.97	9/16	109,224.10	9/16	109,457.22	9/16	109,690.34
5/8	108,532.01	5/8	108,765.14	5/8	108,998.26	5/8	109,231.38	5/8	109,464.50	5/8	109,697.63
11/16	108,539.30	11/16	108,772.42	11/16	109,005.54	11/16	109,238.67	11/16	109,471.79	11/16	109,704.91
3/4	108,546.58	3/4	108,779.71	3/4	109,012.83	3/4	109,245.95	3/4	109,479.07	3/4	109,712.20
13/16	108,553.87	13/16	108,786.99	13/16	109,020.11	13/16	109,253.24	13/16	109,486.36	13/16	109,719.48
7/8	108,561.15	7/8	108,794.28	7/8	109,027.40	7/8	109,260.52	7/8	109,493.65	7/8	109,726.77
15/16	108,568.44	15/16	108,801.56	15/16	109,034.68	15/16	109,267.81	15/16	109,500.93	15/16	109,734.05

This chart is Certified for Tank: 15 only. No changes are permissible without the written consent of GAUGE POINT CALIBRATION.

For calibration specification information, see certificate on page 1.

Tank No: 15
GAUGE POINT CALIBRATION
1-800-205-TANK

Red Hill, Pearl Harbor, Hawaii

Issue Date: 11/2/2005

Capacities given in barrels of 42 U.S. gallons.

Gauge Height: 257'-00 5/8"

in/in	95 FT	in/in	95 FT	in/in	95 FT	in/in	95 FT	in/in	95 FT	in/in	96 FT
2	109,741.34	4	109,974.46	6	110,207.58	8	110,440.71	10	110,673.83	0	110,906.95
1/16	109,748.62	1/16	109,981.75	1/16	110,214.87	1/16	110,447.99	1/16	110,681.12	1/16	110,914.24
1/8	109,755.91	1/8	109,989.03	1/8	110,222.15	1/8	110,455.28	1/8	110,688.40	1/8	110,921.52
3/16	109,763.19	3/16	109,996.32	3/16	110,229.44	3/16	110,462.56	3/16	110,695.69	3/16	110,928.81
1/4	109,770.48	1/4	110,003.60	1/4	110,236.72	1/4	110,469.85	1/4	110,702.97	1/4	110,936.09
5/16	109,777.76	5/16	110,010.89	5/16	110,244.01	5/16	110,477.13	5/16	110,710.26	5/16	110,943.38
3/8	109,785.05	3/8	110,018.17	3/8	110,251.29	3/8	110,484.42	3/8	110,717.54	3/8	110,950.66
7/16	109,792.33	7/16	110,025.46	7/16	110,258.58	7/16	110,491.70	7/16	110,724.83	7/16	110,957.95
1/2	109,799.62	1/2	110,032.74	1/2	110,265.86	1/2	110,498.99	1/2	110,732.11	1/2	110,965.23
9/16	109,806.90	9/16	110,040.03	9/16	110,273.15	9/16	110,506.27	9/16	110,739.40	9/16	110,972.52
5/8	109,814.19	5/8	110,047.31	5/8	110,280.44	5/8	110,513.56	5/8	110,746.68	5/8	110,979.80
11/16	109,821.47	11/16	110,054.60	11/16	110,287.72	11/16	110,520.84	11/16	110,753.97	11/16	110,987.09
3/4	109,828.76	3/4	110,061.88	3/4	110,295.01	3/4	110,528.13	3/4	110,761.25	3/4	110,994.37
13/16	109,836.04	13/16	110,069.17	13/16	110,302.29	13/16	110,535.41	13/16	110,768.54	13/16	111,001.66
7/8	109,843.33	7/8	110,076.45	7/8	110,309.58	7/8	110,542.70	7/8	110,775.82	7/8	111,008.94
15/16	109,850.61	15/16	110,083.74	15/16	110,316.86	15/16	110,549.98	15/16	110,783.11	15/16	111,016.23
3	109,857.90	5	110,091.02	7	110,324.15	9	110,557.27	11	110,790.39	1	111,023.51
1/16	109,865.18	1/16	110,098.31	1/16	110,331.43	1/16	110,564.55	1/16	110,797.68	1/16	111,030.80
1/8	109,872.47	1/8	110,105.59	1/8	110,338.72	1/8	110,571.84	1/8	110,804.96	1/8	111,038.08
3/16	109,879.75	3/16	110,112.88	3/16	110,346.00	3/16	110,579.12	3/16	110,812.25	3/16	111,045.37
1/4	109,887.04	1/4	110,120.16	1/4	110,353.29	1/4	110,586.41	1/4	110,819.53	1/4	111,052.66
5/16	109,894.33	5/16	110,127.45	5/16	110,360.57	5/16	110,593.69	5/16	110,826.82	5/16	111,059.94
3/8	109,901.61	3/8	110,134.73	3/8	110,367.86	3/8	110,600.98	3/8	110,834.10	3/8	111,067.23
7/16	109,908.90	7/16	110,142.02	7/16	110,375.14	7/16	110,608.26	7/16	110,841.39	7/16	111,074.51
1/2	109,916.18	1/2	110,149.30	1/2	110,382.43	1/2	110,615.55	1/2	110,848.67	1/2	111,081.80
9/16	109,923.47	9/16	110,156.59	9/16	110,389.71	9/16	110,622.83	9/16	110,855.96	9/16	111,089.08
5/8	109,930.75	5/8	110,163.87	5/8	110,397.00	5/8	110,630.12	5/8	110,863.24	5/8	111,096.37
11/16	109,938.04	11/16	110,171.16	11/16	110,404.28	11/16	110,637.40	11/16	110,870.53	11/16	111,103.65
3/4	109,945.32	3/4	110,178.44	3/4	110,411.57	3/4	110,644.69	3/4	110,877.81	3/4	111,110.94
13/16	109,952.61	13/16	110,185.73	13/16	110,418.85	13/16	110,651.97	13/16	110,885.10	13/16	111,118.22
7/8	109,959.89	7/8	110,193.01	7/8	110,426.14	7/8	110,659.26	7/8	110,892.38	7/8	111,125.51
15/16	109,967.18	15/16	110,200.30	15/16	110,433.42	15/16	110,666.55	15/16	110,899.67	15/16	111,132.79

This chart is Certified for Tank: 15 only. No changes are permissible without the written consent of GAUGE POINT CALIBRATION.

For calibration specification information, see certificate on page 1.

Tank No: 15
GAUGE POINT CALIBRATION
1-800-205-TANK

Red Hill, Pearl Harbor, Hawaii

Issue Date: 11/2/2005

Capacities given in barrels of 42 U.S. gallons.

Gauge Height: 257'-00 5/8"

in/in	96 FT	in/in	96 FT	in/in	96 FT	in/in	96 FT	in/in	96 FT	in/in	97 FT
2	111,140.08	4	111,373.20	6	111,606.32	8	111,839.45	10	112,072.57	0	112,305.69
1/16	111,147.36	1/16	111,380.48	1/16	111,613.61	1/16	111,846.73	1/16	112,079.85	1/16	112,312.98
1/8	111,154.65	1/8	111,387.77	1/8	111,620.89	1/8	111,854.02	1/8	112,087.14	1/8	112,320.26
3/16	111,161.93	3/16	111,395.05	3/16	111,628.18	3/16	111,861.30	3/16	112,094.42	3/16	112,327.55
1/4	111,169.22	1/4	111,402.34	1/4	111,635.46	1/4	111,868.59	1/4	112,101.71	1/4	112,334.83
5/16	111,176.50	5/16	111,409.62	5/16	111,642.75	5/16	111,875.87	5/16	112,108.99	5/16	112,342.12
3/8	111,183.79	3/8	111,416.91	3/8	111,650.03	3/8	111,883.16	3/8	112,116.28	3/8	112,349.40
7/16	111,191.07	7/16	111,424.19	7/16	111,657.32	7/16	111,890.44	7/16	112,123.56	7/16	112,356.69
1/2	111,198.36	1/2	111,431.48	1/2	111,664.60	1/2	111,897.73	1/2	112,130.85	1/2	112,363.97
9/16	111,205.64	9/16	111,438.76	9/16	111,671.89	9/16	111,905.01	9/16	112,138.13	9/16	112,371.26
5/8	111,212.93	5/8	111,446.05	5/8	111,679.17	5/8	111,912.30	5/8	112,145.42	5/8	112,378.54
11/16	111,220.21	11/16	111,453.34	11/16	111,686.46	11/16	111,919.58	11/16	112,152.70	11/16	112,385.83
3/4	111,227.50	3/4	111,460.62	3/4	111,693.74	3/4	111,926.87	3/4	112,159.99	3/4	112,393.11
13/16	111,234.78	13/16	111,467.91	13/16	111,701.03	13/16	111,934.15	13/16	112,167.27	13/16	112,400.40
7/8	111,242.07	7/8	111,475.19	7/8	111,708.31	7/8	111,941.44	7/8	112,174.56	7/8	112,407.68
15/16	111,249.35	15/16	111,482.48	15/16	111,715.60	15/16	111,948.72	15/16	112,181.84	15/16	112,414.97
3	111,256.64	5	111,489.76	7	111,722.88	9	111,956.01	11	112,189.13	1	112,422.25
1/16	111,263.92	1/16	111,497.05	1/16	111,730.17	1/16	111,963.29	1/16	112,196.41	1/16	112,429.54
1/8	111,271.21	1/8	111,504.33	1/8	111,737.45	1/8	111,970.58	1/8	112,203.70	1/8	112,436.82
3/16	111,278.49	3/16	111,511.62	3/16	111,744.74	3/16	111,977.86	3/16	112,210.98	3/16	112,444.11
1/4	111,285.78	1/4	111,518.90	1/4	111,752.02	1/4	111,985.15	1/4	112,218.27	1/4	112,451.39
5/16	111,293.06	5/16	111,526.19	5/16	111,759.31	5/16	111,992.43	5/16	112,225.56	5/16	112,458.68
3/8	111,300.35	3/8	111,533.47	3/8	111,766.59	3/8	111,999.72	3/8	112,232.84	3/8	112,465.96
7/16	111,307.63	7/16	111,540.76	7/16	111,773.88	7/16	112,007.00	7/16	112,240.13	7/16	112,473.25
1/2	111,314.92	1/2	111,548.04	1/2	111,781.16	1/2	112,014.29	1/2	112,247.41	1/2	112,480.53
9/16	111,322.20	9/16	111,555.33	9/16	111,788.45	9/16	112,021.57	9/16	112,254.70	9/16	112,487.82
5/8	111,329.49	5/8	111,562.61	5/8	111,795.73	5/8	112,028.86	5/8	112,261.98	5/8	112,495.10
11/16	111,336.77	11/16	111,569.90	11/16	111,803.02	11/16	112,036.14	11/16	112,269.27	11/16	112,502.39
3/4	111,344.06	3/4	111,577.18	3/4	111,810.30	3/4	112,043.43	3/4	112,276.55	3/4	112,509.67
13/16	111,351.34	13/16	111,584.47	13/16	111,817.59	13/16	112,050.71	13/16	112,283.84	13/16	112,516.96
7/8	111,358.63	7/8	111,591.75	7/8	111,824.87	7/8	112,058.00	7/8	112,291.12	7/8	112,524.24
15/16	111,365.91	15/16	111,599.04	15/16	111,832.16	15/16	112,065.28	15/16	112,298.41	15/16	112,531.53

This chart is Certified for Tank: 15 only. No changes are permissible without the written consent of GAUGE POINT CALIBRATION.

For calibration specification information, see certificate on page 1.

Tank No: 15
GAUGE POINT CALIBRATION
1-800-205-TANK

Red Hill, Pearl Harbor, Hawaii

Issue Date: 11/2/2005

Capacities given in barrels of 42 U.S. gallons.

Gauge Height: 257'-00 5/8"

in/in	97 FT	in/in	97 FT	in/in	97 FT	in/in	97 FT	in/in	97 FT	in/in	98 FT
2	112,538.81	4	112,771.94	6	113,005.06	8	113,238.18	10	113,471.31	0	113,704.43
1/16	112,546.10	1/16	112,779.22	1/16	113,012.35	1/16	113,245.47	1/16	113,478.59	1/16	113,711.71
1/8	112,553.38	1/8	112,786.51	1/8	113,019.63	1/8	113,252.75	1/8	113,485.88	1/8	113,719.00
3/16	112,560.67	3/16	112,793.79	3/16	113,026.92	3/16	113,260.04	3/16	113,493.16	3/16	113,726.28
1/4	112,567.95	1/4	112,801.08	1/4	113,034.20	1/4	113,267.32	1/4	113,500.45	1/4	113,733.57
5/16	112,575.24	5/16	112,808.36	5/16	113,041.49	5/16	113,274.61	5/16	113,507.73	5/16	113,740.85
3/8	112,582.52	3/8	112,815.65	3/8	113,048.77	3/8	113,281.89	3/8	113,515.02	3/8	113,748.14
7/16	112,589.81	7/16	112,822.93	7/16	113,056.06	7/16	113,289.18	7/16	113,522.30	7/16	113,755.42
1/2	112,597.09	1/2	112,830.22	1/2	113,063.34	1/2	113,296.46	1/2	113,529.59	1/2	113,762.71
9/16	112,604.38	9/16	112,837.50	9/16	113,070.63	9/16	113,303.75	9/16	113,536.87	9/16	113,769.99
5/8	112,611.67	5/8	112,844.79	5/8	113,077.91	5/8	113,311.03	5/8	113,544.16	5/8	113,777.28
11/16	112,618.95	11/16	112,852.07	11/16	113,085.20	11/16	113,318.32	11/16	113,551.44	11/16	113,784.57
3/4	112,626.24	3/4	112,859.36	3/4	113,092.48	3/4	113,325.60	3/4	113,558.73	3/4	113,791.85
13/16	112,633.52	13/16	112,866.64	13/16	113,099.77	13/16	113,332.89	13/16	113,566.01	13/16	113,799.14
7/8	112,640.81	7/8	112,873.93	7/8	113,107.05	7/8	113,340.17	7/8	113,573.30	7/8	113,806.42
15/16	112,648.09	15/16	112,881.21	15/16	113,114.34	15/16	113,347.46	15/16	113,580.58	15/16	113,813.71
3	112,655.38	5	112,888.50	7	113,121.62	9	113,354.74	11	113,587.87	1	113,820.99
1/16	112,662.66	1/16	112,895.78	1/16	113,128.91	1/16	113,362.03	1/16	113,595.15	1/16	113,828.28
1/8	112,669.95	1/8	112,903.07	1/8	113,136.19	1/8	113,369.31	1/8	113,602.44	1/8	113,835.56
3/16	112,677.23	3/16	112,910.35	3/16	113,143.48	3/16	113,376.60	3/16	113,609.72	3/16	113,842.85
1/4	112,684.52	1/4	112,917.64	1/4	113,150.76	1/4	113,383.88	1/4	113,617.01	1/4	113,850.13
5/16	112,691.80	5/16	112,924.92	5/16	113,158.05	5/16	113,391.17	5/16	113,624.29	5/16	113,857.42
3/8	112,699.09	3/8	112,932.21	3/8	113,165.33	3/8	113,398.46	3/8	113,631.58	3/8	113,864.70
7/16	112,706.37	7/16	112,939.49	7/16	113,172.62	7/16	113,405.74	7/16	113,638.86	7/16	113,871.99
1/2	112,713.66	1/2	112,946.78	1/2	113,179.90	1/2	113,413.03	1/2	113,646.15	1/2	113,879.27
9/16	112,720.94	9/16	112,954.06	9/16	113,187.19	9/16	113,420.31	9/16	113,653.43	9/16	113,886.56
5/8	112,728.23	5/8	112,961.35	5/8	113,194.47	5/8	113,427.60	5/8	113,660.72	5/8	113,893.84
11/16	112,735.51	11/16	112,968.63	11/16	113,201.76	11/16	113,434.88	11/16	113,668.00	11/16	113,901.13
3/4	112,742.80	3/4	112,975.92	3/4	113,209.04	3/4	113,442.17	3/4	113,675.29	3/4	113,908.41
13/16	112,750.08	13/16	112,983.20	13/16	113,216.33	13/16	113,449.45	13/16	113,682.57	13/16	113,915.70
7/8	112,757.37	7/8	112,990.49	7/8	113,223.61	7/8	113,456.74	7/8	113,689.86	7/8	113,922.98
15/16	112,764.65	15/16	112,997.77	15/16	113,230.90	15/16	113,464.02	15/16	113,697.14	15/16	113,930.27

This chart is Certified for Tank: 15 only. No changes are permissible without the written consent of GAUGE POINT CALIBRATION.

For calibration specification information, see certificate on page 1.

Tank No: 15
GAUGE POINT CALIBRATION
1-800-205-TANK

Red Hill, Pearl Harbor, Hawaii

Issue Date: 11/2/2005

Capacities given in barrels of 42 U.S. gallons.

Gauge Height: 257'-00 5/8"

in/in	98 FT	in/in	98 FT	in/in	98 FT	in/in	98 FT	in/in	98 FT	in/in	99 FT
2	113,937.55	4	114,170.68	6	114,403.80	8	114,636.92	10	114,870.04	0	115,103.17
1/16	113,944.84	1/16	114,177.96	1/16	114,411.08	1/16	114,644.21	1/16	114,877.33	1/16	115,110.45
1/8	113,952.12	1/8	114,185.25	1/8	114,418.37	1/8	114,651.49	1/8	114,884.61	1/8	115,117.74
3/16	113,959.41	3/16	114,192.53	3/16	114,425.65	3/16	114,658.78	3/16	114,891.90	3/16	115,125.02
1/4	113,966.69	1/4	114,199.82	1/4	114,432.94	1/4	114,666.06	1/4	114,899.18	1/4	115,132.31
5/16	113,973.98	5/16	114,207.10	5/16	114,440.22	5/16	114,673.35	5/16	114,906.47	5/16	115,139.59
3/8	113,981.26	3/8	114,214.39	3/8	114,447.51	3/8	114,680.63	3/8	114,913.75	3/8	115,146.88
7/16	113,988.55	7/16	114,221.67	7/16	114,454.79	7/16	114,687.92	7/16	114,921.04	7/16	115,154.16
1/2	113,995.83	1/2	114,228.96	1/2	114,462.08	1/2	114,695.20	1/2	114,928.32	1/2	115,161.45
9/16	114,003.12	9/16	114,236.24	9/16	114,469.36	9/16	114,702.49	9/16	114,935.61	9/16	115,168.73
5/8	114,010.40	5/8	114,243.53	5/8	114,476.65	5/8	114,709.77	5/8	114,942.89	5/8	115,176.02
11/16	114,017.69	11/16	114,250.81	11/16	114,483.93	11/16	114,717.06	11/16	114,950.18	11/16	115,183.30
3/4	114,024.97	3/4	114,258.10	3/4	114,491.22	3/4	114,724.34	3/4	114,957.47	3/4	115,190.59
13/16	114,032.26	13/16	114,265.38	13/16	114,498.50	13/16	114,731.63	13/16	114,964.75	13/16	115,197.87
7/8	114,039.54	7/8	114,272.67	7/8	114,505.79	7/8	114,738.91	7/8	114,972.04	7/8	115,205.16
15/16	114,046.83	15/16	114,279.95	15/16	114,513.07	15/16	114,746.20	15/16	114,979.32	15/16	115,212.44
3	114,054.11	5	114,287.24	7	114,520.36	9	114,753.48	11	114,986.61	1	115,219.73
1/16	114,061.40	1/16	114,294.52	1/16	114,527.64	1/16	114,760.77	1/16	114,993.89	1/16	115,227.01
1/8	114,068.68	1/8	114,301.81	1/8	114,534.93	1/8	114,768.05	1/8	115,001.18	1/8	115,234.30
3/16	114,075.97	3/16	114,309.09	3/16	114,542.21	3/16	114,775.34	3/16	115,008.46	3/16	115,241.58
1/4	114,083.25	1/4	114,316.38	1/4	114,549.50	1/4	114,782.62	1/4	115,015.75	1/4	115,248.87
5/16	114,090.54	5/16	114,323.66	5/16	114,556.79	5/16	114,789.91	5/16	115,023.03	5/16	115,256.15
3/8	114,097.82	3/8	114,330.95	3/8	114,564.07	3/8	114,797.19	3/8	115,030.32	3/8	115,263.44
7/16	114,105.11	7/16	114,338.23	7/16	114,571.36	7/16	114,804.48	7/16	115,037.60	7/16	115,270.72
1/2	114,112.39	1/2	114,345.52	1/2	114,578.64	1/2	114,811.76	1/2	115,044.89	1/2	115,278.01
9/16	114,119.68	9/16	114,352.80	9/16	114,585.93	9/16	114,819.05	9/16	115,052.17	9/16	115,285.29
5/8	114,126.96	5/8	114,360.09	5/8	114,593.21	5/8	114,826.33	5/8	115,059.46	5/8	115,292.58
11/16	114,134.25	11/16	114,367.37	11/16	114,600.50	11/16	114,833.62	11/16	115,066.74	11/16	115,299.86
3/4	114,141.53	3/4	114,374.66	3/4	114,607.78	3/4	114,840.90	3/4	115,074.03	3/4	115,307.15
13/16	114,148.82	13/16	114,381.94	13/16	114,615.07	13/16	114,848.19	13/16	115,081.31	13/16	115,314.43
7/8	114,156.10	7/8	114,389.23	7/8	114,622.35	7/8	114,855.47	7/8	115,088.60	7/8	115,321.72
15/16	114,163.39	15/16	114,396.51	15/16	114,629.64	15/16	114,862.76	15/16	115,095.88	15/16	115,329.00

This chart is Certified for Tank: 15 only. No changes are permissible without the written consent of GAUGE POINT CALIBRATION.

For calibration specification information, see certificate on page 1.

Tank No: 15
GAUGE POINT CALIBRATION
1-800-205-TANK

Red Hill, Pearl Harbor, Hawaii

Issue Date: 11/2/2005

Capacities given in barrels of 42 U.S. gallons.

Gauge Height: 257'-00 5/8"

in/in	99 FT	in/in	99 FT	in/in	99 FT	in/in	99 FT	in/in	99 FT	in/in	100 FT
2	115,336.29	4	115,569.41	6	115,802.54	8	116,035.66	10	116,268.78	0	116,501.90
1/16	115,343.58	1/16	115,576.70	1/16	115,809.82	1/16	116,042.94	1/16	116,276.07	1/16	116,509.19
1/8	115,350.86	1/8	115,583.98	1/8	115,817.11	1/8	116,050.23	1/8	116,283.35	1/8	116,516.48
3/16	115,358.15	3/16	115,591.27	3/16	115,824.39	3/16	116,057.51	3/16	116,290.64	3/16	116,523.76
1/4	115,365.43	1/4	115,598.55	1/4	115,831.68	1/4	116,064.80	1/4	116,297.92	1/4	116,531.05
5/16	115,372.72	5/16	115,605.84	5/16	115,838.96	5/16	116,072.08	5/16	116,305.21	5/16	116,538.33
3/8	115,380.00	3/8	115,613.12	3/8	115,846.25	3/8	116,079.37	3/8	116,312.49	3/8	116,545.62
7/16	115,387.29	7/16	115,620.41	7/16	115,853.53	7/16	116,086.65	7/16	116,319.78	7/16	116,552.90
1/2	115,394.57	1/2	115,627.69	1/2	115,860.82	1/2	116,093.94	1/2	116,327.06	1/2	116,560.19
9/16	115,401.86	9/16	115,634.98	9/16	115,868.10	9/16	116,101.22	9/16	116,334.35	9/16	116,567.47
5/8	115,409.14	5/8	115,642.26	5/8	115,875.39	5/8	116,108.51	5/8	116,341.63	5/8	116,574.76
11/16	115,416.43	11/16	115,649.55	11/16	115,882.67	11/16	116,115.80	11/16	116,348.92	11/16	116,582.04
3/4	115,423.71	3/4	115,656.83	3/4	115,889.96	3/4	116,123.08	3/4	116,356.20	3/4	116,589.33
13/16	115,431.00	13/16	115,664.12	13/16	115,897.24	13/16	116,130.37	13/16	116,363.49	13/16	116,596.61
7/8	115,438.28	7/8	115,671.40	7/8	115,904.53	7/8	116,137.65	7/8	116,370.77	7/8	116,603.90
15/16	115,445.57	15/16	115,678.69	15/16	115,911.81	15/16	116,144.94	15/16	116,378.06	15/16	116,611.18
3	115,452.85	5	115,685.97	7	115,919.10	9	116,152.22	11	116,385.34	1	116,618.47
1/16	115,460.14	1/16	115,693.26	1/16	115,926.38	1/16	116,159.51	1/16	116,392.63	1/16	116,625.75
1/8	115,467.42	1/8	115,700.54	1/8	115,933.67	1/8	116,166.79	1/8	116,399.91	1/8	116,633.04
3/16	115,474.71	3/16	115,707.83	3/16	115,940.95	3/16	116,174.08	3/16	116,407.20	3/16	116,640.32
1/4	115,481.99	1/4	115,715.11	1/4	115,948.24	1/4	116,181.36	1/4	116,414.48	1/4	116,647.61
5/16	115,489.28	5/16	115,722.40	5/16	115,955.52	5/16	116,188.65	5/16	116,421.77	5/16	116,654.89
3/8	115,496.56	3/8	115,729.69	3/8	115,962.81	3/8	116,195.93	3/8	116,429.05	3/8	116,662.18
7/16	115,503.85	7/16	115,736.97	7/16	115,970.09	7/16	116,203.22	7/16	116,436.34	7/16	116,669.46
1/2	115,511.13	1/2	115,744.26	1/2	115,977.38	1/2	116,210.50	1/2	116,443.62	1/2	116,676.75
9/16	115,518.42	9/16	115,751.54	9/16	115,984.66	9/16	116,217.79	9/16	116,450.91	9/16	116,684.03
5/8	115,525.70	5/8	115,758.83	5/8	115,991.95	5/8	116,225.07	5/8	116,458.19	5/8	116,691.32
11/16	115,532.99	11/16	115,766.11	11/16	115,999.23	11/16	116,232.36	11/16	116,465.48	11/16	116,698.60
3/4	115,540.27	3/4	115,773.40	3/4	116,006.52	3/4	116,239.64	3/4	116,472.76	3/4	116,705.89
13/16	115,547.56	13/16	115,780.68	13/16	116,013.80	13/16	116,246.93	13/16	116,480.05	13/16	116,713.17
7/8	115,554.84	7/8	115,787.97	7/8	116,021.09	7/8	116,254.21	7/8	116,487.33	7/8	116,720.46
15/16	115,562.13	15/16	115,795.25	15/16	116,028.37	15/16	116,261.50	15/16	116,494.62	15/16	116,727.74

This chart is Certified for Tank: 15 only. No changes are permissible without the written consent of GAUGE POINT CALIBRATION.

For calibration specification information, see certificate on page 1.

Tank No: 15
GAUGE POINT CALIBRATION
1-800-205-TANK

Red Hill, Pearl Harbor, Hawaii

Issue Date: 11/2/2005

Capacities given in barrels of 42 U.S. gallons.

Gauge Height: 257'-00 5/8"

in/in	100 FT	in/in	100 FT	in/in	100 FT	in/in	100 FT	in/in	100 FT	in/in	101 FT
2	116,735.03	4	116,968.15	6	117,201.27	8	117,434.40	10	117,667.52	0	117,900.64
1/16	116,742.31	1/16	116,975.44	1/16	117,208.56	1/16	117,441.68	1/16	117,674.81	1/16	117,907.93
1/8	116,749.60	1/8	116,982.72	1/8	117,215.84	1/8	117,448.97	1/8	117,682.09	1/8	117,915.21
3/16	116,756.88	3/16	116,990.01	3/16	117,223.13	3/16	117,456.25	3/16	117,689.38	3/16	117,922.50
1/4	116,764.17	1/4	116,997.29	1/4	117,230.41	1/4	117,463.54	1/4	117,696.66	1/4	117,929.78
5/16	116,771.45	5/16	117,004.58	5/16	117,237.70	5/16	117,470.82	5/16	117,703.95	5/16	117,937.07
3/8	116,778.74	3/8	117,011.86	3/8	117,244.98	3/8	117,478.11	3/8	117,711.23	3/8	117,944.35
7/16	116,786.02	7/16	117,019.15	7/16	117,252.27	7/16	117,485.39	7/16	117,718.52	7/16	117,951.64
1/2	116,793.31	1/2	117,026.43	1/2	117,259.55	1/2	117,492.68	1/2	117,725.80	1/2	117,958.92
9/16	116,800.59	9/16	117,033.72	9/16	117,266.84	9/16	117,499.96	9/16	117,733.09	9/16	117,966.21
5/8	116,807.88	5/8	117,041.00	5/8	117,274.12	5/8	117,507.25	5/8	117,740.37	5/8	117,973.49
11/16	116,815.16	11/16	117,048.29	11/16	117,281.41	11/16	117,514.53	11/16	117,747.66	11/16	117,980.78
3/4	116,822.45	3/4	117,055.57	3/4	117,288.70	3/4	117,521.82	3/4	117,754.94	3/4	117,988.06
13/16	116,829.73	13/16	117,062.86	13/16	117,295.98	13/16	117,529.10	13/16	117,762.23	13/16	117,995.35
7/8	116,837.02	7/8	117,070.14	7/8	117,303.27	7/8	117,536.39	7/8	117,769.51	7/8	118,002.63
15/16	116,844.30	15/16	117,077.43	15/16	117,310.55	15/16	117,543.67	15/16	117,776.80	15/16	118,009.92
3	116,851.59	5	117,084.71	7	117,317.84	9	117,550.96	11	117,784.08	1	118,017.20
1/16	116,858.87	1/16	117,092.00	1/16	117,325.12	1/16	117,558.24	1/16	117,791.37	1/16	118,024.49
1/8	116,866.16	1/8	117,099.28	1/8	117,332.41	1/8	117,565.53	1/8	117,798.65	1/8	118,031.77
3/16	116,873.44	3/16	117,106.57	3/16	117,339.69	3/16	117,572.81	3/16	117,805.94	3/16	118,039.06
1/4	116,880.73	1/4	117,113.85	1/4	117,346.98	1/4	117,580.10	1/4	117,813.22	1/4	118,046.34
5/16	116,888.01	5/16	117,121.14	5/16	117,354.26	5/16	117,587.38	5/16	117,820.51	5/16	118,053.63
3/8	116,895.30	3/8	117,128.42	3/8	117,361.55	3/8	117,594.67	3/8	117,827.79	3/8	118,060.91
7/16	116,902.59	7/16	117,135.71	7/16	117,368.83	7/16	117,601.95	7/16	117,835.08	7/16	118,068.20
1/2	116,909.87	1/2	117,142.99	1/2	117,376.12	1/2	117,609.24	1/2	117,842.36	1/2	118,075.49
9/16	116,917.16	9/16	117,150.28	9/16	117,383.40	9/16	117,616.52	9/16	117,849.65	9/16	118,082.77
5/8	116,924.44	5/8	117,157.56	5/8	117,390.69	5/8	117,623.81	5/8	117,856.93	5/8	118,090.06
11/16	116,931.73	11/16	117,164.85	11/16	117,397.97	11/16	117,631.09	11/16	117,864.22	11/16	118,097.34
3/4	116,939.01	3/4	117,172.13	3/4	117,405.26	3/4	117,638.38	3/4	117,871.50	3/4	118,104.63
13/16	116,946.30	13/16	117,179.42	13/16	117,412.54	13/16	117,645.66	13/16	117,878.79	13/16	118,111.91
7/8	116,953.58	7/8	117,186.70	7/8	117,419.83	7/8	117,652.95	7/8	117,886.07	7/8	118,119.20
15/16	116,960.87	15/16	117,193.99	15/16	117,427.11	15/16	117,660.23	15/16	117,893.36	15/16	118,126.48

This chart is Certified for Tank: 15 only. No changes are permissible without the written consent of GAUGE POINT CALIBRATION.

For calibration specification information, see certificate on page 1.

Tank No: 15
GAUGE POINT CALIBRATION
1-800-205-TANK

Red Hill, Pearl Harbor, Hawaii

Issue Date: 11/2/2005

Capacities given in barrels of 42 U.S. gallons.

Gauge Height: 257'-00 5/8"

in/in	101 FT	in/in	101 FT	in/in	101 FT	in/in	101 FT	in/in	101 FT	in/in	102 FT
2	118,133.77	4	118,366.89	6	118,600.01	8	118,833.13	10	119,066.19	0	119,299.32
1/16	118,141.05	1/16	118,374.17	1/16	118,607.30	1/16	118,840.42	1/16	119,073.48	1/16	119,306.60
1/8	118,148.34	1/8	118,381.46	1/8	118,614.58	1/8	118,847.71	1/8	119,080.76	1/8	119,313.89
3/16	118,155.62	3/16	118,388.74	3/16	118,621.87	3/16	118,854.99	3/16	119,088.05	3/16	119,321.17
1/4	118,162.91	1/4	118,396.03	1/4	118,629.15	1/4	118,862.28	1/4	119,095.33	1/4	119,328.46
5/16	118,170.19	5/16	118,403.31	5/16	118,636.44	5/16	118,869.56	5/16	119,102.62	5/16	119,335.74
3/8	118,177.48	3/8	118,410.60	3/8	118,643.72	3/8	118,876.85	3/8	119,109.91	3/8	119,343.03
7/16	118,184.76	7/16	118,417.88	7/16	118,651.01	7/16	118,884.13	7/16	119,117.19	7/16	119,350.31
1/2	118,192.05	1/2	118,425.17	1/2	118,658.29	1/2	118,891.42	1/2	119,124.48	1/2	119,357.60
9/16	118,199.33	9/16	118,432.45	9/16	118,665.58	9/16	118,898.70	9/16	119,131.76	9/16	119,364.88
5/8	118,206.62	5/8	118,439.74	5/8	118,672.86	5/8	118,905.99	5/8	119,139.05	5/8	119,372.17
11/16	118,213.90	11/16	118,447.02	11/16	118,680.15	11/16	118,913.27	11/16	119,146.33	11/16	119,379.45
3/4	118,221.19	3/4	118,454.31	3/4	118,687.43	3/4	118,920.56	3/4	119,153.62	3/4	119,386.74
13/16	118,228.47	13/16	118,461.60	13/16	118,694.72	13/16	118,927.84	13/16	119,160.90	13/16	119,394.02
7/8	118,235.76	7/8	118,468.88	7/8	118,702.00	7/8	118,935.13	7/8	119,168.19	7/8	119,401.31
15/16	118,243.04	15/16	118,476.17	15/16	118,709.29	15/16	118,942.41	15/16	119,175.47	15/16	119,408.59
3	118,250.33	5	118,483.45	7	118,716.57	9	118,949.70	11	119,182.76	1	119,415.88
1/16	118,257.61	1/16	118,490.74	1/16	118,723.86	1/16	118,956.98	1/16	119,190.04	1/16	119,423.16
1/8	118,264.90	1/8	118,498.02	1/8	118,731.14	1/8	118,964.26	1/8	119,197.33	1/8	119,430.45
3/16	118,272.18	3/16	118,505.31	3/16	118,738.43	3/16	118,971.54	3/16	119,204.61	3/16	119,437.73
1/4	118,279.47	1/4	118,512.59	1/4	118,745.71	1/4	118,978.82	1/4	119,211.90	1/4	119,445.02
5/16	118,286.75	5/16	118,519.88	5/16	118,753.00	5/16	118,986.10	5/16	119,219.18	5/16	119,452.30
3/8	118,294.04	3/8	118,527.16	3/8	118,760.28	3/8	118,993.38	3/8	119,226.47	3/8	119,459.59
7/16	118,301.32	7/16	118,534.45	7/16	118,767.57	7/16	119,000.66	7/16	119,233.75	7/16	119,466.87
1/2	118,308.61	1/2	118,541.73	1/2	118,774.85	1/2	119,007.95	1/2	119,241.04	1/2	119,474.16
9/16	118,315.89	9/16	118,549.02	9/16	118,782.14	9/16	119,015.23	9/16	119,248.32	9/16	119,481.44
5/8	118,323.18	5/8	118,556.30	5/8	118,789.42	5/8	119,022.51	5/8	119,255.61	5/8	119,488.73
11/16	118,330.46	11/16	118,563.59	11/16	118,796.71	11/16	119,029.79	11/16	119,262.89	11/16	119,496.01
3/4	118,337.75	3/4	118,570.87	3/4	118,803.99	3/4	119,037.07	3/4	119,270.18	3/4	119,503.30
13/16	118,345.03	13/16	118,578.16	13/16	118,811.28	13/16	119,044.35	13/16	119,277.46	13/16	119,510.59
7/8	118,352.32	7/8	118,585.44	7/8	118,818.56	7/8	119,051.63	7/8	119,284.75	7/8	119,517.87
15/16	118,359.60	15/16	118,592.73	15/16	118,825.85	15/16	119,058.91	15/16	119,292.03	15/16	119,525.16

This chart is Certified for Tank: 15 only. No changes are permissible without the written consent of GAUGE POINT CALIBRATION.

For calibration specification information, see certificate on page 1.

Tank No: 15
GAUGE POINT CALIBRATION
1-800-205-TANK

Red Hill, Pearl Harbor, Hawaii

Issue Date: 11/2/2005

Capacities given in barrels of 42 U.S. gallons.

Gauge Height: 257'-00 5/8"

in/in	102 FT	in/in	102 FT	in/in	102 FT	in/in	102 FT	in/in	102 FT	in/in	103 FT
2	119,532.44	4	119,765.56	6	119,998.69	8	120,231.81	10	120,464.93	0	120,698.06
1/16	119,539.73	1/16	119,772.85	1/16	120,005.97	1/16	120,239.09	1/16	120,472.22	1/16	120,705.34
1/8	119,547.01	1/8	119,780.13	1/8	120,013.26	1/8	120,246.38	1/8	120,479.50	1/8	120,712.63
3/16	119,554.30	3/16	119,787.42	3/16	120,020.54	3/16	120,253.66	3/16	120,486.79	3/16	120,719.91
1/4	119,561.58	1/4	119,794.70	1/4	120,027.83	1/4	120,260.95	1/4	120,494.07	1/4	120,727.20
5/16	119,568.87	5/16	119,801.99	5/16	120,035.11	5/16	120,268.23	5/16	120,501.36	5/16	120,734.48
3/8	119,576.15	3/8	119,809.27	3/8	120,042.40	3/8	120,275.52	3/8	120,508.64	3/8	120,741.77
7/16	119,583.44	7/16	119,816.56	7/16	120,049.68	7/16	120,282.81	7/16	120,515.93	7/16	120,749.05
1/2	119,590.72	1/2	119,823.84	1/2	120,056.97	1/2	120,290.09	1/2	120,523.21	1/2	120,756.34
9/16	119,598.01	9/16	119,831.13	9/16	120,064.25	9/16	120,297.38	9/16	120,530.50	9/16	120,763.62
5/8	119,605.29	5/8	119,838.41	5/8	120,071.54	5/8	120,304.66	5/8	120,537.78	5/8	120,770.91
11/16	119,612.58	11/16	119,845.70	11/16	120,078.82	11/16	120,311.95	11/16	120,545.07	11/16	120,778.19
3/4	119,619.86	3/4	119,852.98	3/4	120,086.11	3/4	120,319.23	3/4	120,552.35	3/4	120,785.48
13/16	119,627.15	13/16	119,860.27	13/16	120,093.39	13/16	120,326.52	13/16	120,559.64	13/16	120,792.76
7/8	119,634.43	7/8	119,867.55	7/8	120,100.68	7/8	120,333.80	7/8	120,566.92	7/8	120,800.05
15/16	119,641.72	15/16	119,874.84	15/16	120,107.96	15/16	120,341.09	15/16	120,574.21	15/16	120,807.33
3	119,649.00	5	119,882.12	7	120,115.25	9	120,348.37	11	120,581.49	1	120,814.62
1/16	119,656.29	1/16	119,889.41	1/16	120,122.53	1/16	120,355.66	1/16	120,588.78	1/16	120,821.90
1/8	119,663.57	1/8	119,896.70	1/8	120,129.82	1/8	120,362.94	1/8	120,596.06	1/8	120,829.19
3/16	119,670.86	3/16	119,903.98	3/16	120,137.10	3/16	120,370.23	3/16	120,603.35	3/16	120,836.47
1/4	119,678.14	1/4	119,911.27	1/4	120,144.39	1/4	120,377.51	1/4	120,610.63	1/4	120,843.76
5/16	119,685.43	5/16	119,918.55	5/16	120,151.67	5/16	120,384.80	5/16	120,617.92	5/16	120,851.04
3/8	119,692.71	3/8	119,925.84	3/8	120,158.96	3/8	120,392.08	3/8	120,625.20	3/8	120,858.33
7/16	119,700.00	7/16	119,933.12	7/16	120,166.24	7/16	120,399.37	7/16	120,632.49	7/16	120,865.61
1/2	119,707.28	1/2	119,940.41	1/2	120,173.53	1/2	120,406.65	1/2	120,639.77	1/2	120,872.90
9/16	119,714.57	9/16	119,947.69	9/16	120,180.81	9/16	120,413.94	9/16	120,647.06	9/16	120,880.18
5/8	119,721.85	5/8	119,954.98	5/8	120,188.10	5/8	120,421.22	5/8	120,654.34	5/8	120,887.47
11/16	119,729.14	11/16	119,962.26	11/16	120,195.38	11/16	120,428.51	11/16	120,661.63	11/16	120,894.75
3/4	119,736.42	3/4	119,969.55	3/4	120,202.67	3/4	120,435.79	3/4	120,668.92	3/4	120,902.04
13/16	119,743.71	13/16	119,976.83	13/16	120,209.95	13/16	120,443.08	13/16	120,676.20	13/16	120,909.32
7/8	119,750.99	7/8	119,984.12	7/8	120,217.24	7/8	120,450.36	7/8	120,683.49	7/8	120,916.61
15/16	119,758.28	15/16	119,991.40	15/16	120,224.52	15/16	120,457.65	15/16	120,690.77	15/16	120,923.89

This chart is Certified for Tank: 15 only. No changes are permissible without the written consent of GAUGE POINT CALIBRATION.

For calibration specification information, see certificate on page 1.

Tank No: 15
GAUGE POINT CALIBRATION
1-800-205-TANK

Red Hill, Pearl Harbor, Hawaii

Issue Date: 11/2/2005

Capacities given in barrels of 42 U.S. gallons.

Gauge Height: 257'-00 5/8"

in/in	103 FT	in/in	103 FT	in/in	103 FT	in/in	103 FT	in/in	103 FT	in/in	104 FT
2	120,931.18	4	121,164.30	6	121,397.42	8	121,630.55	10	121,863.67	0	122,096.79
1/16	120,938.46	1/16	121,171.59	1/16	121,404.71	1/16	121,637.83	1/16	121,870.96	1/16	122,104.08
1/8	120,945.75	1/8	121,178.87	1/8	121,411.99	1/8	121,645.12	1/8	121,878.24	1/8	122,111.36
3/16	120,953.03	3/16	121,186.16	3/16	121,419.28	3/16	121,652.40	3/16	121,885.53	3/16	122,118.65
1/4	120,960.32	1/4	121,193.44	1/4	121,426.56	1/4	121,659.69	1/4	121,892.81	1/4	122,125.93
5/16	120,967.60	5/16	121,200.73	5/16	121,433.85	5/16	121,666.97	5/16	121,900.10	5/16	122,133.22
3/8	120,974.89	3/8	121,208.01	3/8	121,441.13	3/8	121,674.26	3/8	121,907.38	3/8	122,140.50
7/16	120,982.17	7/16	121,215.30	7/16	121,448.42	7/16	121,681.54	7/16	121,914.67	7/16	122,147.79
1/2	120,989.46	1/2	121,222.58	1/2	121,455.71	1/2	121,688.83	1/2	121,921.95	1/2	122,155.07
9/16	120,996.74	9/16	121,229.87	9/16	121,462.99	9/16	121,696.11	9/16	121,929.24	9/16	122,162.36
5/8	121,004.03	5/8	121,237.15	5/8	121,470.28	5/8	121,703.40	5/8	121,936.52	5/8	122,169.64
11/16	121,011.31	11/16	121,244.44	11/16	121,477.56	11/16	121,710.68	11/16	121,943.81	11/16	122,176.93
3/4	121,018.60	3/4	121,251.72	3/4	121,484.85	3/4	121,717.97	3/4	121,951.09	3/4	122,184.21
13/16	121,025.88	13/16	121,259.01	13/16	121,492.13	13/16	121,725.25	13/16	121,958.38	13/16	122,191.50
7/8	121,033.17	7/8	121,266.29	7/8	121,499.42	7/8	121,732.54	7/8	121,965.66	7/8	122,198.78
15/16	121,040.45	15/16	121,273.58	15/16	121,506.70	15/16	121,739.82	15/16	121,972.95	15/16	122,206.07
3	121,047.74	5	121,280.86	7	121,513.99	9	121,747.11	11	121,980.23	1	122,213.35
1/16	121,055.03	1/16	121,288.15	1/16	121,521.27	1/16	121,754.39	1/16	121,987.52	1/16	122,220.64
1/8	121,062.31	1/8	121,295.43	1/8	121,528.56	1/8	121,761.68	1/8	121,994.80	1/8	122,227.93
3/16	121,069.60	3/16	121,302.72	3/16	121,535.84	3/16	121,768.96	3/16	122,002.09	3/16	122,235.21
1/4	121,076.88	1/4	121,310.00	1/4	121,543.13	1/4	121,776.25	1/4	122,009.37	1/4	122,242.50
5/16	121,084.17	5/16	121,317.29	5/16	121,550.41	5/16	121,783.53	5/16	122,016.66	5/16	122,249.78
3/8	121,091.45	3/8	121,324.57	3/8	121,557.70	3/8	121,790.82	3/8	122,023.94	3/8	122,257.07
7/16	121,098.74	7/16	121,331.86	7/16	121,564.98	7/16	121,798.10	7/16	122,031.23	7/16	122,264.35
1/2	121,106.02	1/2	121,339.14	1/2	121,572.27	1/2	121,805.39	1/2	122,038.51	1/2	122,271.64
9/16	121,113.31	9/16	121,346.43	9/16	121,579.55	9/16	121,812.67	9/16	122,045.80	9/16	122,278.92
5/8	121,120.59	5/8	121,353.71	5/8	121,586.84	5/8	121,819.96	5/8	122,053.08	5/8	122,286.21
11/16	121,127.88	11/16	121,361.00	11/16	121,594.12	11/16	121,827.24	11/16	122,060.37	11/16	122,293.49
3/4	121,135.16	3/4	121,368.28	3/4	121,601.41	3/4	121,834.53	3/4	122,067.65	3/4	122,300.78
13/16	121,142.45	13/16	121,375.57	13/16	121,608.69	13/16	121,841.82	13/16	122,074.94	13/16	122,308.06
7/8	121,149.73	7/8	121,382.85	7/8	121,615.98	7/8	121,849.10	7/8	122,082.22	7/8	122,315.35
15/16	121,157.02	15/16	121,390.14	15/16	121,623.26	15/16	121,856.39	15/16	122,089.51	15/16	122,322.63

This chart is Certified for Tank: 15 only. No changes are permissible without the written consent of GAUGE POINT CALIBRATION.

For calibration specification information, see certificate on page 1.

Tank No: 15
GAUGE POINT CALIBRATION
1-800-205-TANK

Red Hill, Pearl Harbor, Hawaii

Issue Date: 11/2/2005

Capacities given in barrels of 42 U.S. gallons.

Gauge Height: 257'-00 5/8"

in/in	104 FT	in/in	104 FT	in/in	104 FT	in/in	104 FT	in/in	104 FT	in/in	105 FT
2	122,329.92	4	122,563.04	6	122,796.16	8	123,029.29	10	123,262.41	0	123,495.53
1/16	122,337.20	1/16	122,570.32	1/16	122,803.45	1/16	123,036.57	1/16	123,269.69	1/16	123,502.82
1/8	122,344.49	1/8	122,577.61	1/8	122,810.73	1/8	123,043.86	1/8	123,276.98	1/8	123,510.10
3/16	122,351.77	3/16	122,584.89	3/16	122,818.02	3/16	123,051.14	3/16	123,284.26	3/16	123,517.39
1/4	122,359.06	1/4	122,592.18	1/4	122,825.30	1/4	123,058.43	1/4	123,291.55	1/4	123,524.67
5/16	122,366.34	5/16	122,599.46	5/16	122,832.59	5/16	123,065.71	5/16	123,298.83	5/16	123,531.96
3/8	122,373.63	3/8	122,606.75	3/8	122,839.87	3/8	123,073.00	3/8	123,306.12	3/8	123,539.24
7/16	122,380.91	7/16	122,614.04	7/16	122,847.16	7/16	123,080.28	7/16	123,313.40	7/16	123,546.53
1/2	122,388.20	1/2	122,621.32	1/2	122,854.44	1/2	123,087.57	1/2	123,320.69	1/2	123,553.81
9/16	122,395.48	9/16	122,628.61	9/16	122,861.73	9/16	123,094.85	9/16	123,327.97	9/16	123,561.10
5/8	122,402.77	5/8	122,635.89	5/8	122,869.01	5/8	123,102.14	5/8	123,335.26	5/8	123,568.38
11/16	122,410.05	11/16	122,643.18	11/16	122,876.30	11/16	123,109.42	11/16	123,342.54	11/16	123,575.67
3/4	122,417.34	3/4	122,650.46	3/4	122,883.58	3/4	123,116.71	3/4	123,349.83	3/4	123,582.95
13/16	122,424.62	13/16	122,657.75	13/16	122,890.87	13/16	123,123.99	13/16	123,357.11	13/16	123,590.24
7/8	122,431.91	7/8	122,665.03	7/8	122,898.15	7/8	123,131.28	7/8	123,364.40	7/8	123,597.52
15/16	122,439.19	15/16	122,672.32	15/16	122,905.44	15/16	123,138.56	15/16	123,371.68	15/16	123,604.81
3	122,446.48	5	122,679.60	7	122,912.72	9	123,145.85	11	123,378.97	1	123,612.09
1/16	122,453.76	1/16	122,686.89	1/16	122,920.01	1/16	123,153.13	1/16	123,386.25	1/16	123,619.38
1/8	122,461.05	1/8	122,694.17	1/8	122,927.29	1/8	123,160.42	1/8	123,393.54	1/8	123,626.66
3/16	122,468.33	3/16	122,701.46	3/16	122,934.58	3/16	123,167.70	3/16	123,400.83	3/16	123,633.95
1/4	122,475.62	1/4	122,708.74	1/4	122,941.86	1/4	123,174.99	1/4	123,408.11	1/4	123,641.23
5/16	122,482.90	5/16	122,716.03	5/16	122,949.15	5/16	123,182.27	5/16	123,415.40	5/16	123,648.52
3/8	122,490.19	3/8	122,723.31	3/8	122,956.43	3/8	123,189.56	3/8	123,422.68	3/8	123,655.80
7/16	122,497.47	7/16	122,730.60	7/16	122,963.72	7/16	123,196.84	7/16	123,429.97	7/16	123,663.09
1/2	122,504.76	1/2	122,737.88	1/2	122,971.00	1/2	123,204.13	1/2	123,437.25	1/2	123,670.37
9/16	122,512.04	9/16	122,745.17	9/16	122,978.29	9/16	123,211.41	9/16	123,444.54	9/16	123,677.66
5/8	122,519.33	5/8	122,752.45	5/8	122,985.57	5/8	123,218.70	5/8	123,451.82	5/8	123,684.94
11/16	122,526.61	11/16	122,759.74	11/16	122,992.86	11/16	123,225.98	11/16	123,459.11	11/16	123,692.23
3/4	122,533.90	3/4	122,767.02	3/4	123,000.14	3/4	123,233.27	3/4	123,466.39	3/4	123,699.51
13/16	122,541.18	13/16	122,774.31	13/16	123,007.43	13/16	123,240.55	13/16	123,473.68	13/16	123,706.80
7/8	122,548.47	7/8	122,781.59	7/8	123,014.72	7/8	123,247.84	7/8	123,480.96	7/8	123,714.08
15/16	122,555.75	15/16	122,788.88	15/16	123,022.00	15/16	123,255.12	15/16	123,488.25	15/16	123,721.37

This chart is Certified for Tank: 15 only. No changes are permissible without the written consent of GAUGE POINT CALIBRATION.

For calibration specification information, see certificate on page 1.

Tank No: 15
GAUGE POINT CALIBRATION
1-800-205-TANK

Red Hill, Pearl Harbor, Hawaii

Issue Date: 11/2/2005

Capacities given in barrels of 42 U.S. gallons.

Gauge Height: 257'-00 5/8"

in/in	105 FT	in/in	105 FT	in/in	105 FT	in/in	105 FT	in/in	105 FT	in/in	106 FT
2	123,728.65	4	123,961.78	6	124,194.90	8	124,428.02	10	124,661.15	0	124,894.27
1/16	123,735.94	1/16	123,969.06	1/16	124,202.19	1/16	124,435.31	1/16	124,668.43	1/16	124,901.55
1/8	123,743.22	1/8	123,976.35	1/8	124,209.47	1/8	124,442.59	1/8	124,675.72	1/8	124,908.84
3/16	123,750.51	3/16	123,983.63	3/16	124,216.76	3/16	124,449.88	3/16	124,683.00	3/16	124,916.12
1/4	123,757.79	1/4	123,990.92	1/4	124,224.04	1/4	124,457.16	1/4	124,690.29	1/4	124,923.41
5/16	123,765.08	5/16	123,998.20	5/16	124,231.33	5/16	124,464.45	5/16	124,697.57	5/16	124,930.69
3/8	123,772.36	3/8	124,005.49	3/8	124,238.61	3/8	124,471.73	3/8	124,704.86	3/8	124,937.98
7/16	123,779.65	7/16	124,012.77	7/16	124,245.90	7/16	124,479.02	7/16	124,712.14	7/16	124,945.26
1/2	123,786.94	1/2	124,020.06	1/2	124,253.18	1/2	124,486.30	1/2	124,719.43	1/2	124,952.55
9/16	123,794.22	9/16	124,027.34	9/16	124,260.47	9/16	124,493.59	9/16	124,726.71	9/16	124,959.84
5/8	123,801.51	5/8	124,034.63	5/8	124,267.75	5/8	124,500.87	5/8	124,734.00	5/8	124,967.12
11/16	123,808.79	11/16	124,041.91	11/16	124,275.04	11/16	124,508.16	11/16	124,741.28	11/16	124,974.41
3/4	123,816.08	3/4	124,049.20	3/4	124,282.32	3/4	124,515.44	3/4	124,748.57	3/4	124,981.69
13/16	123,823.36	13/16	124,056.48	13/16	124,289.61	13/16	124,522.73	13/16	124,755.85	13/16	124,988.98
7/8	123,830.65	7/8	124,063.77	7/8	124,296.89	7/8	124,530.01	7/8	124,763.14	7/8	124,996.26
15/16	123,837.93	15/16	124,071.05	15/16	124,304.18	15/16	124,537.30	15/16	124,770.42	15/16	125,003.55
3	123,845.22	5	124,078.34	7	124,311.46	9	124,544.58	11	124,777.71	1	125,010.83
1/16	123,852.50	1/16	124,085.62	1/16	124,318.75	1/16	124,551.87	1/16	124,784.99	1/16	125,018.12
1/8	123,859.79	1/8	124,092.91	1/8	124,326.03	1/8	124,559.15	1/8	124,792.28	1/8	125,025.40
3/16	123,867.07	3/16	124,100.19	3/16	124,333.32	3/16	124,566.44	3/16	124,799.56	3/16	125,032.69
1/4	123,874.36	1/4	124,107.48	1/4	124,340.60	1/4	124,573.73	1/4	124,806.85	1/4	125,039.97
5/16	123,881.64	5/16	124,114.76	5/16	124,347.89	5/16	124,581.01	5/16	124,814.13	5/16	125,047.26
3/8	123,888.93	3/8	124,122.05	3/8	124,355.17	3/8	124,588.30	3/8	124,821.42	3/8	125,054.54
7/16	123,896.21	7/16	124,129.33	7/16	124,362.46	7/16	124,595.58	7/16	124,828.70	7/16	125,061.83
1/2	123,903.50	1/2	124,136.62	1/2	124,369.74	1/2	124,602.87	1/2	124,835.99	1/2	125,069.11
9/16	123,910.78	9/16	124,143.90	9/16	124,377.03	9/16	124,610.15	9/16	124,843.27	9/16	125,076.40
5/8	123,918.07	5/8	124,151.19	5/8	124,384.31	5/8	124,617.44	5/8	124,850.56	5/8	125,083.68
11/16	123,925.35	11/16	124,158.47	11/16	124,391.60	11/16	124,624.72	11/16	124,857.84	11/16	125,090.97
3/4	123,932.64	3/4	124,165.76	3/4	124,398.88	3/4	124,632.01	3/4	124,865.13	3/4	125,098.25
13/16	123,939.92	13/16	124,173.05	13/16	124,406.17	13/16	124,639.29	13/16	124,872.41	13/16	125,105.54
7/8	123,947.21	7/8	124,180.33	7/8	124,413.45	7/8	124,646.58	7/8	124,879.70	7/8	125,112.82
15/16	123,954.49	15/16	124,187.62	15/16	124,420.74	15/16	124,653.86	15/16	124,886.98	15/16	125,120.11

This chart is Certified for Tank: 15 only. No changes are permissible without the written consent of GAUGE POINT CALIBRATION.

For calibration specification information, see certificate on page 1.

Tank No: 15
GAUGE POINT CALIBRATION
1-800-205-TANK

Red Hill, Pearl Harbor, Hawaii

Issue Date: 11/2/2005

Capacities given in barrels of 42 U.S. gallons.

Gauge Height: 257'-00 5/8"

in/in	106 FT	in/in	106 FT	in/in	106 FT	in/in	106 FT	in/in	106 FT	in/in	107 FT
2	125,127.39	4	125,360.52	6	125,593.64	8	125,826.76	10	126,059.88	0	126,293.01
1/16	125,134.68	1/16	125,367.80	1/16	125,600.92	1/16	125,834.05	1/16	126,067.17	1/16	126,300.29
1/8	125,141.96	1/8	125,375.09	1/8	125,608.21	1/8	125,841.33	1/8	126,074.45	1/8	126,307.58
3/16	125,149.25	3/16	125,382.37	3/16	125,615.49	3/16	125,848.62	3/16	126,081.74	3/16	126,314.86
1/4	125,156.53	1/4	125,389.66	1/4	125,622.78	1/4	125,855.90	1/4	126,089.02	1/4	126,322.15
5/16	125,163.82	5/16	125,396.94	5/16	125,630.06	5/16	125,863.19	5/16	126,096.31	5/16	126,329.43
3/8	125,171.10	3/8	125,404.23	3/8	125,637.35	3/8	125,870.47	3/8	126,103.59	3/8	126,336.72
7/16	125,178.39	7/16	125,411.51	7/16	125,644.63	7/16	125,877.76	7/16	126,110.88	7/16	126,344.00
1/2	125,185.67	1/2	125,418.80	1/2	125,651.92	1/2	125,885.04	1/2	126,118.16	1/2	126,351.29
9/16	125,192.96	9/16	125,426.08	9/16	125,659.20	9/16	125,892.33	9/16	126,125.45	9/16	126,358.57
5/8	125,200.24	5/8	125,433.37	5/8	125,666.49	5/8	125,899.61	5/8	126,132.74	5/8	126,365.86
11/16	125,207.53	11/16	125,440.65	11/16	125,673.77	11/16	125,906.90	11/16	126,140.02	11/16	126,373.14
3/4	125,214.81	3/4	125,447.94	3/4	125,681.06	3/4	125,914.18	3/4	126,147.31	3/4	126,380.43
13/16	125,222.10	13/16	125,455.22	13/16	125,688.34	13/16	125,921.47	13/16	126,154.59	13/16	126,387.71
7/8	125,229.38	7/8	125,462.51	7/8	125,695.63	7/8	125,928.75	7/8	126,161.88	7/8	126,395.00
15/16	125,236.67	15/16	125,469.79	15/16	125,702.91	15/16	125,936.04	15/16	126,169.16	15/16	126,402.28
3	125,243.95	5	125,477.08	7	125,710.20	9	125,943.32	11	126,176.45	1	126,409.57
1/16	125,251.24	1/16	125,484.36	1/16	125,717.48	1/16	125,950.61	1/16	126,183.73	1/16	126,416.85
1/8	125,258.52	1/8	125,491.65	1/8	125,724.77	1/8	125,957.89	1/8	126,191.02	1/8	126,424.14
3/16	125,265.81	3/16	125,498.93	3/16	125,732.06	3/16	125,965.18	3/16	126,198.30	3/16	126,431.42
1/4	125,273.09	1/4	125,506.22	1/4	125,739.34	1/4	125,972.46	1/4	126,205.59	1/4	126,438.71
5/16	125,280.38	5/16	125,513.50	5/16	125,746.63	5/16	125,979.75	5/16	126,212.87	5/16	126,445.99
3/8	125,287.66	3/8	125,520.79	3/8	125,753.91	3/8	125,987.03	3/8	126,220.16	3/8	126,453.28
7/16	125,294.95	7/16	125,528.07	7/16	125,761.20	7/16	125,994.32	7/16	126,227.44	7/16	126,460.56
1/2	125,302.23	1/2	125,535.36	1/2	125,768.48	1/2	126,001.60	1/2	126,234.73	1/2	126,467.85
9/16	125,309.52	9/16	125,542.64	9/16	125,775.77	9/16	126,008.89	9/16	126,242.01	9/16	126,475.13
5/8	125,316.80	5/8	125,549.93	5/8	125,783.05	5/8	126,016.17	5/8	126,249.30	5/8	126,482.42
11/16	125,324.09	11/16	125,557.21	11/16	125,790.34	11/16	126,023.46	11/16	126,256.58	11/16	126,489.70
3/4	125,331.37	3/4	125,564.50	3/4	125,797.62	3/4	126,030.74	3/4	126,263.87	3/4	126,496.99
13/16	125,338.66	13/16	125,571.78	13/16	125,804.91	13/16	126,038.03	13/16	126,271.15	13/16	126,504.27
7/8	125,345.95	7/8	125,579.07	7/8	125,812.19	7/8	126,045.31	7/8	126,278.44	7/8	126,511.56
15/16	125,353.23	15/16	125,586.35	15/16	125,819.48	15/16	126,052.60	15/16	126,285.72	15/16	126,518.85

This chart is Certified for Tank: 15 only. No changes are permissible without the written consent of GAUGE POINT CALIBRATION.

For calibration specification information, see certificate on page 1.

Tank No: 15
GAUGE POINT CALIBRATION
1-800-205-TANK

Red Hill, Pearl Harbor, Hawaii

Issue Date: 11/2/2005

Capacities given in barrels of 42 U.S. gallons.

Gauge Height: 257'-00 5/8"

in/in	107 FT	in/in	107 FT	in/in	107 FT	in/in	107 FT	in/in	107 FT	in/in	108 FT
2	126,526.13	4	126,759.25	6	126,992.38	8	127,225.50	10	127,458.62	0	127,691.75
1/16	126,533.42	1/16	126,766.54	1/16	126,999.66	1/16	127,232.78	1/16	127,465.91	1/16	127,699.03
1/8	126,540.70	1/8	126,773.82	1/8	127,006.95	1/8	127,240.07	1/8	127,473.19	1/8	127,706.32
3/16	126,547.99	3/16	126,781.11	3/16	127,014.23	3/16	127,247.35	3/16	127,480.48	3/16	127,713.60
1/4	126,555.27	1/4	126,788.39	1/4	127,021.52	1/4	127,254.64	1/4	127,487.76	1/4	127,720.89
5/16	126,562.56	5/16	126,795.68	5/16	127,028.80	5/16	127,261.92	5/16	127,495.05	5/16	127,728.17
3/8	126,569.84	3/8	126,802.96	3/8	127,036.09	3/8	127,269.21	3/8	127,502.33	3/8	127,735.46
7/16	126,577.13	7/16	126,810.25	7/16	127,043.37	7/16	127,276.49	7/16	127,509.62	7/16	127,742.74
1/2	126,584.41	1/2	126,817.53	1/2	127,050.66	1/2	127,283.78	1/2	127,516.90	1/2	127,750.03
9/16	126,591.70	9/16	126,824.82	9/16	127,057.94	9/16	127,291.07	9/16	127,524.19	9/16	127,757.31
5/8	126,598.98	5/8	126,832.10	5/8	127,065.23	5/8	127,298.35	5/8	127,531.47	5/8	127,764.60
11/16	126,606.27	11/16	126,839.39	11/16	127,072.51	11/16	127,305.64	11/16	127,538.76	11/16	127,771.88
3/4	126,613.55	3/4	126,846.67	3/4	127,079.80	3/4	127,312.92	3/4	127,546.04	3/4	127,779.17
13/16	126,620.84	13/16	126,853.96	13/16	127,087.08	13/16	127,320.21	13/16	127,553.33	13/16	127,786.45
7/8	126,628.12	7/8	126,861.24	7/8	127,094.37	7/8	127,327.49	7/8	127,560.61	7/8	127,793.74
15/16	126,635.41	15/16	126,868.53	15/16	127,101.65	15/16	127,334.78	15/16	127,567.90	15/16	127,801.02
3	126,642.69	5	126,875.81	7	127,108.94	9	127,342.06	11	127,575.18	1	127,808.31
1/16	126,649.98	1/16	126,883.10	1/16	127,116.22	1/16	127,349.35	1/16	127,582.47	1/16	127,815.59
1/8	126,657.26	1/8	126,890.38	1/8	127,123.51	1/8	127,356.63	1/8	127,589.75	1/8	127,822.88
3/16	126,664.55	3/16	126,897.67	3/16	127,130.79	3/16	127,363.92	3/16	127,597.04	3/16	127,830.16
1/4	126,671.83	1/4	126,904.96	1/4	127,138.08	1/4	127,371.20	1/4	127,604.32	1/4	127,837.45
5/16	126,679.12	5/16	126,912.24	5/16	127,145.36	5/16	127,378.49	5/16	127,611.61	5/16	127,844.73
3/8	126,686.40	3/8	126,919.53	3/8	127,152.65	3/8	127,385.77	3/8	127,618.89	3/8	127,852.02
7/16	126,693.69	7/16	126,926.81	7/16	127,159.93	7/16	127,393.06	7/16	127,626.18	7/16	127,859.30
1/2	126,700.97	1/2	126,934.10	1/2	127,167.22	1/2	127,400.34	1/2	127,633.46	1/2	127,866.59
9/16	126,708.26	9/16	126,941.38	9/16	127,174.50	9/16	127,407.63	9/16	127,640.75	9/16	127,873.87
5/8	126,715.54	5/8	126,948.67	5/8	127,181.79	5/8	127,414.91	5/8	127,648.03	5/8	127,881.16
11/16	126,722.83	11/16	126,955.95	11/16	127,189.07	11/16	127,422.20	11/16	127,655.32	11/16	127,888.44
3/4	126,730.11	3/4	126,963.24	3/4	127,196.36	3/4	127,429.48	3/4	127,662.60	3/4	127,895.73
13/16	126,737.40	13/16	126,970.52	13/16	127,203.64	13/16	127,436.77	13/16	127,669.89	13/16	127,903.01
7/8	126,744.68	7/8	126,977.81	7/8	127,210.93	7/8	127,444.05	7/8	127,677.18	7/8	127,910.30
15/16	126,751.97	15/16	126,985.09	15/16	127,218.21	15/16	127,451.34	15/16	127,684.46	15/16	127,917.58

This chart is Certified for Tank: 15 only. No changes are permissible without the written consent of GAUGE POINT CALIBRATION.

For calibration specification information, see certificate on page 1.

Tank No: 15
GAUGE POINT CALIBRATION
1-800-205-TANK

Red Hill, Pearl Harbor, Hawaii

Issue Date: 11/2/2005

Capacities given in barrels of 42 U.S. gallons.

Gauge Height: 257'-00 5/8"

in/in	108 FT	in/in	108 FT	in/in	108 FT	in/in	108 FT	in/in	108 FT	in/in	109 FT
2	127,924.87	4	128,157.99	6	128,391.11	8	128,624.24	10	128,857.36	0	129,090.48
1/16	127,932.15	1/16	128,165.28	1/16	128,398.40	1/16	128,631.52	1/16	128,864.65	1/16	129,097.77
1/8	127,939.44	1/8	128,172.56	1/8	128,405.68	1/8	128,638.81	1/8	128,871.93	1/8	129,105.05
3/16	127,946.72	3/16	128,179.85	3/16	128,412.97	3/16	128,646.09	3/16	128,879.22	3/16	129,112.34
1/4	127,954.01	1/4	128,187.13	1/4	128,420.25	1/4	128,653.38	1/4	128,886.50	1/4	129,119.62
5/16	127,961.29	5/16	128,194.42	5/16	128,427.54	5/16	128,660.66	5/16	128,893.79	5/16	129,126.91
3/8	127,968.58	3/8	128,201.70	3/8	128,434.82	3/8	128,667.95	3/8	128,901.07	3/8	129,134.19
7/16	127,975.86	7/16	128,208.99	7/16	128,442.11	7/16	128,675.23	7/16	128,908.36	7/16	129,141.48
1/2	127,983.15	1/2	128,216.27	1/2	128,449.39	1/2	128,682.52	1/2	128,915.64	1/2	129,148.76
9/16	127,990.43	9/16	128,223.56	9/16	128,456.68	9/16	128,689.80	9/16	128,922.93	9/16	129,156.05
5/8	127,997.72	5/8	128,230.84	5/8	128,463.97	5/8	128,697.09	5/8	128,930.21	5/8	129,163.33
11/16	128,005.00	11/16	128,238.13	11/16	128,471.25	11/16	128,704.37	11/16	128,937.50	11/16	129,170.62
3/4	128,012.29	3/4	128,245.41	3/4	128,478.54	3/4	128,711.66	3/4	128,944.78	3/4	129,177.90
13/16	128,019.57	13/16	128,252.70	13/16	128,485.82	13/16	128,718.94	13/16	128,952.07	13/16	129,185.19
7/8	128,026.86	7/8	128,259.98	7/8	128,493.11	7/8	128,726.23	7/8	128,959.35	7/8	129,192.47
15/16	128,034.14	15/16	128,267.27	15/16	128,500.39	15/16	128,733.51	15/16	128,966.64	15/16	129,199.76
3	128,041.43	5	128,274.55	7	128,507.68	9	128,740.80	11	128,973.92	1	129,207.04
1/16	128,048.71	1/16	128,281.84	1/16	128,514.96	1/16	128,748.08	1/16	128,981.21	1/16	129,214.33
1/8	128,056.00	1/8	128,289.12	1/8	128,522.25	1/8	128,755.37	1/8	128,988.49	1/8	129,221.61
3/16	128,063.28	3/16	128,296.41	3/16	128,529.53	3/16	128,762.65	3/16	128,995.78	3/16	129,228.90
1/4	128,070.57	1/4	128,303.69	1/4	128,536.82	1/4	128,769.94	1/4	129,003.06	1/4	129,236.19
5/16	128,077.86	5/16	128,310.98	5/16	128,544.10	5/16	128,777.22	5/16	129,010.35	5/16	129,243.47
3/8	128,085.14	3/8	128,318.26	3/8	128,551.39	3/8	128,784.51	3/8	129,017.63	3/8	129,250.76
7/16	128,092.43	7/16	128,325.55	7/16	128,558.67	7/16	128,791.79	7/16	129,024.92	7/16	129,258.04
1/2	128,099.71	1/2	128,332.83	1/2	128,565.96	1/2	128,799.08	1/2	129,032.20	1/2	129,265.33
9/16	128,107.00	9/16	128,340.12	9/16	128,573.24	9/16	128,806.36	9/16	129,039.49	9/16	129,272.61
5/8	128,114.28	5/8	128,347.40	5/8	128,580.53	5/8	128,813.65	5/8	129,046.77	5/8	129,279.90
11/16	128,121.57	11/16	128,354.69	11/16	128,587.81	11/16	128,820.93	11/16	129,054.06	11/16	129,287.18
3/4	128,128.85	3/4	128,361.97	3/4	128,595.10	3/4	128,828.22	3/4	129,061.34	3/4	129,294.47
13/16	128,136.14	13/16	128,369.26	13/16	128,602.38	13/16	128,835.50	13/16	129,068.63	13/16	129,301.75
7/8	128,143.42	7/8	128,376.54	7/8	128,609.67	7/8	128,842.79	7/8	129,075.91	7/8	129,309.04
15/16	128,150.71	15/16	128,383.83	15/16	128,616.95	15/16	128,850.08	15/16	129,083.20	15/16	129,316.32

This chart is Certified for Tank: 15 only. No changes are permissible without the written consent of GAUGE POINT CALIBRATION.

For calibration specification information, see certificate on page 1.

Tank No: 15
GAUGE POINT CALIBRATION
1-800-205-TANK

Red Hill, Pearl Harbor, Hawaii

Issue Date: 11/2/2005

Capacities given in barrels of 42 U.S. gallons.

Gauge Height: 257'-00 5/8"

in/in	109 FT	in/in	109 FT	in/in	109 FT	in/in	109 FT	in/in	109 FT	in/in	110 FT
2	129,323.61	4	129,556.73	6	129,789.85	8	130,022.98	10	130,256.10	0	130,489.22
1/16	129,330.89	1/16	129,564.01	1/16	129,797.14	1/16	130,030.26	1/16	130,263.38	1/16	130,496.51
1/8	129,338.18	1/8	129,571.30	1/8	129,804.42	1/8	130,037.55	1/8	130,270.67	1/8	130,503.79
3/16	129,345.46	3/16	129,578.58	3/16	129,811.71	3/16	130,044.83	3/16	130,277.95	3/16	130,511.08
1/4	129,352.75	1/4	129,585.87	1/4	129,818.99	1/4	130,052.12	1/4	130,285.24	1/4	130,518.36
5/16	129,360.03	5/16	129,593.15	5/16	129,826.28	5/16	130,059.40	5/16	130,292.52	5/16	130,525.65
3/8	129,367.32	3/8	129,600.44	3/8	129,833.56	3/8	130,066.69	3/8	130,299.81	3/8	130,532.93
7/16	129,374.60	7/16	129,607.72	7/16	129,840.85	7/16	130,073.97	7/16	130,307.09	7/16	130,540.22
1/2	129,381.89	1/2	129,615.01	1/2	129,848.13	1/2	130,081.26	1/2	130,314.38	1/2	130,547.50
9/16	129,389.17	9/16	129,622.29	9/16	129,855.42	9/16	130,088.54	9/16	130,321.66	9/16	130,554.79
5/8	129,396.46	5/8	129,629.58	5/8	129,862.70	5/8	130,095.83	5/8	130,328.95	5/8	130,562.07
11/16	129,403.74	11/16	129,636.87	11/16	129,869.99	11/16	130,103.11	11/16	130,336.23	11/16	130,569.36
3/4	129,411.03	3/4	129,644.15	3/4	129,877.27	3/4	130,110.40	3/4	130,343.52	3/4	130,576.64
13/16	129,418.31	13/16	129,651.44	13/16	129,884.56	13/16	130,117.68	13/16	130,350.80	13/16	130,583.93
7/8	129,425.60	7/8	129,658.72	7/8	129,891.84	7/8	130,124.97	7/8	130,358.09	7/8	130,591.21
15/16	129,432.88	15/16	129,666.01	15/16	129,899.13	15/16	130,132.25	15/16	130,365.37	15/16	130,598.50
3	129,440.17	5	129,673.29	7	129,906.41	9	130,139.54	11	130,372.66	1	130,605.78
1/16	129,447.45	1/16	129,680.58	1/16	129,913.70	1/16	130,146.82	1/16	130,379.94	1/16	130,613.07
1/8	129,454.74	1/8	129,687.86	1/8	129,920.98	1/8	130,154.11	1/8	130,387.23	1/8	130,620.35
3/16	129,462.02	3/16	129,695.15	3/16	129,928.27	3/16	130,161.39	3/16	130,394.51	3/16	130,627.64
1/4	129,469.31	1/4	129,702.43	1/4	129,935.55	1/4	130,168.68	1/4	130,401.80	1/4	130,634.92
5/16	129,476.59	5/16	129,709.72	5/16	129,942.84	5/16	130,175.96	5/16	130,409.09	5/16	130,642.21
3/8	129,483.88	3/8	129,717.00	3/8	129,950.12	3/8	130,183.25	3/8	130,416.37	3/8	130,649.49
7/16	129,491.16	7/16	129,724.29	7/16	129,957.41	7/16	130,190.53	7/16	130,423.66	7/16	130,656.78
1/2	129,498.45	1/2	129,731.57	1/2	129,964.69	1/2	130,197.82	1/2	130,430.94	1/2	130,664.06
9/16	129,505.73	9/16	129,738.86	9/16	129,971.98	9/16	130,205.10	9/16	130,438.23	9/16	130,671.35
5/8	129,513.02	5/8	129,746.14	5/8	129,979.26	5/8	130,212.39	5/8	130,445.51	5/8	130,678.63
11/16	129,520.30	11/16	129,753.43	11/16	129,986.55	11/16	130,219.67	11/16	130,452.80	11/16	130,685.92
3/4	129,527.59	3/4	129,760.71	3/4	129,993.83	3/4	130,226.96	3/4	130,460.08	3/4	130,693.20
13/16	129,534.87	13/16	129,768.00	13/16	130,001.12	13/16	130,234.24	13/16	130,467.37	13/16	130,700.49
7/8	129,542.16	7/8	129,775.28	7/8	130,008.40	7/8	130,241.53	7/8	130,474.65	7/8	130,707.77
15/16	129,549.44	15/16	129,782.57	15/16	130,015.69	15/16	130,248.81	15/16	130,481.94	15/16	130,715.06

This chart is Certified for Tank: 15 only. No changes are permissible without the written consent of GAUGE POINT CALIBRATION.

For calibration specification information, see certificate on page 1.

Tank No: 15
GAUGE POINT CALIBRATION
1-800-205-TANK

Red Hill, Pearl Harbor, Hawaii

Issue Date: 11/2/2005

Capacities given in barrels of 42 U.S. gallons.

Gauge Height: 257'-00 5/8"

in/in	110 FT	in/in	110 FT	in/in	110 FT	in/in	110 FT	in/in	110 FT	in/in	111 FT
2	130,722.34	4	130,955.47	6	131,188.59	8	131,421.71	10	131,654.84	0	131,887.96
1/16	130,729.63	1/16	130,962.75	1/16	131,195.88	1/16	131,429.00	1/16	131,662.12	1/16	131,895.24
1/8	130,736.91	1/8	130,970.04	1/8	131,203.16	1/8	131,436.28	1/8	131,669.41	1/8	131,902.53
3/16	130,744.20	3/16	130,977.32	3/16	131,210.45	3/16	131,443.57	3/16	131,676.69	3/16	131,909.81
1/4	130,751.48	1/4	130,984.61	1/4	131,217.73	1/4	131,450.85	1/4	131,683.98	1/4	131,917.10
5/16	130,758.77	5/16	130,991.89	5/16	131,225.02	5/16	131,458.14	5/16	131,691.26	5/16	131,924.38
3/8	130,766.05	3/8	130,999.18	3/8	131,232.30	3/8	131,465.42	3/8	131,698.55	3/8	131,931.67
7/16	130,773.34	7/16	131,006.46	7/16	131,239.59	7/16	131,472.71	7/16	131,705.83	7/16	131,938.95
1/2	130,780.62	1/2	131,013.75	1/2	131,246.87	1/2	131,479.99	1/2	131,713.12	1/2	131,946.24
9/16	130,787.91	9/16	131,021.03	9/16	131,254.16	9/16	131,487.28	9/16	131,720.40	9/16	131,953.52
5/8	130,795.20	5/8	131,028.32	5/8	131,261.44	5/8	131,494.56	5/8	131,727.69	5/8	131,960.81
11/16	130,802.48	11/16	131,035.60	11/16	131,268.73	11/16	131,501.85	11/16	131,734.97	11/16	131,968.10
3/4	130,809.77	3/4	131,042.89	3/4	131,276.01	3/4	131,509.13	3/4	131,742.26	3/4	131,975.38
13/16	130,817.05	13/16	131,050.17	13/16	131,283.30	13/16	131,516.42	13/16	131,749.54	13/16	131,982.67
7/8	130,824.34	7/8	131,057.46	7/8	131,290.58	7/8	131,523.70	7/8	131,756.83	7/8	131,989.95
15/16	130,831.62	15/16	131,064.74	15/16	131,297.87	15/16	131,530.99	15/16	131,764.11	15/16	131,997.24
3	130,838.91	5	131,072.03	7	131,305.15	9	131,538.27	11	131,771.40	1	132,004.52
1/16	130,846.19	1/16	131,079.31	1/16	131,312.44	1/16	131,545.56	1/16	131,778.68	1/16	132,011.81
1/8	130,853.48	1/8	131,086.60	1/8	131,319.72	1/8	131,552.84	1/8	131,785.97	1/8	132,019.09
3/16	130,860.76	3/16	131,093.88	3/16	131,327.01	3/16	131,560.13	3/16	131,793.25	3/16	132,026.38
1/4	130,868.05	1/4	131,101.17	1/4	131,334.29	1/4	131,567.41	1/4	131,800.54	1/4	132,033.66
5/16	130,875.33	5/16	131,108.45	5/16	131,341.58	5/16	131,574.70	5/16	131,807.82	5/16	132,040.95
3/8	130,882.62	3/8	131,115.74	3/8	131,348.86	3/8	131,581.99	3/8	131,815.11	3/8	132,048.23
7/16	130,889.90	7/16	131,123.02	7/16	131,356.15	7/16	131,589.27	7/16	131,822.39	7/16	132,055.52
1/2	130,897.19	1/2	131,130.31	1/2	131,363.43	1/2	131,596.56	1/2	131,829.68	1/2	132,062.80
9/16	130,904.47	9/16	131,137.59	9/16	131,370.72	9/16	131,603.84	9/16	131,836.96	9/16	132,070.09
5/8	130,911.76	5/8	131,144.88	5/8	131,378.00	5/8	131,611.13	5/8	131,844.25	5/8	132,077.37
11/16	130,919.04	11/16	131,152.16	11/16	131,385.29	11/16	131,618.41	11/16	131,851.53	11/16	132,084.66
3/4	130,926.33	3/4	131,159.45	3/4	131,392.57	3/4	131,625.70	3/4	131,858.82	3/4	132,091.94
13/16	130,933.61	13/16	131,166.73	13/16	131,399.86	13/16	131,632.98	13/16	131,866.10	13/16	132,099.23
7/8	130,940.90	7/8	131,174.02	7/8	131,407.14	7/8	131,640.27	7/8	131,873.39	7/8	132,106.51
15/16	130,948.18	15/16	131,181.30	15/16	131,414.43	15/16	131,647.55	15/16	131,880.67	15/16	132,113.80

This chart is Certified for Tank: 15 only. No changes are permissible without the written consent of GAUGE POINT CALIBRATION.

For calibration specification information, see certificate on page 1.

Tank No: 15
GAUGE POINT CALIBRATION
1-800-205-TANK

Red Hill, Pearl Harbor, Hawaii

Issue Date: 11/2/2005

Capacities given in barrels of 42 U.S. gallons.

Gauge Height: 257'-00 5/8"

in/in	111 FT	in/in	111 FT	in/in	111 FT	in/in	111 FT	in/in	111 FT	in/in	112 FT
2	132,121.08	4	132,354.21	6	132,587.33	8	132,820.45	10	133,053.51	0	133,286.63
1/16	132,128.37	1/16	132,361.49	1/16	132,594.61	1/16	132,827.74	1/16	133,060.80	1/16	133,293.92
1/8	132,135.65	1/8	132,368.78	1/8	132,601.90	1/8	132,835.02	1/8	133,068.08	1/8	133,301.20
3/16	132,142.94	3/16	132,376.06	3/16	132,609.18	3/16	132,842.31	3/16	133,075.37	3/16	133,308.49
1/4	132,150.22	1/4	132,383.35	1/4	132,616.47	1/4	132,849.59	1/4	133,082.65	1/4	133,315.77
5/16	132,157.51	5/16	132,390.63	5/16	132,623.75	5/16	132,856.88	5/16	133,089.94	5/16	133,323.06
3/8	132,164.79	3/8	132,397.92	3/8	132,631.04	3/8	132,864.16	3/8	133,097.22	3/8	133,330.34
7/16	132,172.08	7/16	132,405.20	7/16	132,638.32	7/16	132,871.45	7/16	133,104.51	7/16	133,337.63
1/2	132,179.36	1/2	132,412.49	1/2	132,645.61	1/2	132,878.73	1/2	133,111.79	1/2	133,344.91
9/16	132,186.65	9/16	132,419.77	9/16	132,652.89	9/16	132,886.02	9/16	133,119.08	9/16	133,352.20
5/8	132,193.93	5/8	132,427.06	5/8	132,660.18	5/8	132,893.30	5/8	133,126.36	5/8	133,359.48
11/16	132,201.22	11/16	132,434.34	11/16	132,667.46	11/16	132,900.59	11/16	133,133.65	11/16	133,366.77
3/4	132,208.50	3/4	132,441.63	3/4	132,674.75	3/4	132,907.87	3/4	133,140.93	3/4	133,374.05
13/16	132,215.79	13/16	132,448.91	13/16	132,682.03	13/16	132,915.16	13/16	133,148.22	13/16	133,381.34
7/8	132,223.07	7/8	132,456.20	7/8	132,689.32	7/8	132,922.44	7/8	133,155.50	7/8	133,388.62
15/16	132,230.36	15/16	132,463.48	15/16	132,696.60	15/16	132,929.73	15/16	133,162.79	15/16	133,395.91
3	132,237.64	5	132,470.77	7	132,703.89	9	132,937.01	11	133,170.07	1	133,403.20
1/16	132,244.93	1/16	132,478.05	1/16	132,711.17	1/16	132,944.29	1/16	133,177.36	1/16	133,410.48
1/8	132,252.21	1/8	132,485.34	1/8	132,718.46	1/8	132,951.57	1/8	133,184.64	1/8	133,417.77
3/16	132,259.50	3/16	132,492.62	3/16	132,725.74	3/16	132,958.86	3/16	133,191.93	3/16	133,425.05
1/4	132,266.78	1/4	132,499.91	1/4	132,733.03	1/4	132,966.14	1/4	133,199.21	1/4	133,432.34
5/16	132,274.07	5/16	132,507.19	5/16	132,740.31	5/16	132,973.42	5/16	133,206.50	5/16	133,439.62
3/8	132,281.35	3/8	132,514.48	3/8	132,747.60	3/8	132,980.70	3/8	133,213.78	3/8	133,446.91
7/16	132,288.64	7/16	132,521.76	7/16	132,754.89	7/16	132,987.98	7/16	133,221.07	7/16	133,454.19
1/2	132,295.92	1/2	132,529.05	1/2	132,762.17	1/2	132,995.26	1/2	133,228.35	1/2	133,461.48
9/16	132,303.21	9/16	132,536.33	9/16	132,769.46	9/16	133,002.54	9/16	133,235.64	9/16	133,468.76
5/8	132,310.49	5/8	132,543.62	5/8	132,776.74	5/8	133,009.82	5/8	133,242.92	5/8	133,476.05
11/16	132,317.78	11/16	132,550.90	11/16	132,784.03	11/16	133,017.10	11/16	133,250.21	11/16	133,483.33
3/4	132,325.06	3/4	132,558.19	3/4	132,791.31	3/4	133,024.39	3/4	133,257.49	3/4	133,490.62
13/16	132,332.35	13/16	132,565.47	13/16	132,798.60	13/16	133,031.67	13/16	133,264.78	13/16	133,497.90
7/8	132,339.63	7/8	132,572.76	7/8	132,805.88	7/8	133,038.95	7/8	133,272.06	7/8	133,505.19
15/16	132,346.92	15/16	132,580.04	15/16	132,813.17	15/16	133,046.23	15/16	133,279.35	15/16	133,512.47

This chart is Certified for Tank: 15 only. No changes are permissible without the written consent of GAUGE POINT CALIBRATION.

For calibration specification information, see certificate on page 1.

Tank No: 15
GAUGE POINT CALIBRATION
1-800-205-TANK

Red Hill, Pearl Harbor, Hawaii

Issue Date: 11/2/2005

Capacities given in barrels of 42 U.S. gallons.

Gauge Height: 257'-00 5/8"

in/in	112 FT	in/in	112 FT	in/in	112 FT	in/in	112 FT	in/in	112 FT	in/in	113 FT
2	133,519.76	4	133,752.88	6	133,986.00	8	134,219.13	10	134,452.25	0	134,685.37
1/16	133,527.04	1/16	133,760.16	1/16	133,993.29	1/16	134,226.41	1/16	134,459.53	1/16	134,692.66
1/8	133,534.33	1/8	133,767.45	1/8	134,000.57	1/8	134,233.70	1/8	134,466.82	1/8	134,699.94
3/16	133,541.61	3/16	133,774.73	3/16	134,007.86	3/16	134,240.98	3/16	134,474.10	3/16	134,707.23
1/4	133,548.90	1/4	133,782.02	1/4	134,015.14	1/4	134,248.27	1/4	134,481.39	1/4	134,714.51
5/16	133,556.18	5/16	133,789.31	5/16	134,022.43	5/16	134,255.55	5/16	134,488.67	5/16	134,721.80
3/8	133,563.47	3/8	133,796.59	3/8	134,029.71	3/8	134,262.84	3/8	134,495.96	3/8	134,729.08
7/16	133,570.75	7/16	133,803.88	7/16	134,037.00	7/16	134,270.12	7/16	134,503.24	7/16	134,736.37
1/2	133,578.04	1/2	133,811.16	1/2	134,044.28	1/2	134,277.41	1/2	134,510.53	1/2	134,743.65
9/16	133,585.32	9/16	133,818.45	9/16	134,051.57	9/16	134,284.69	9/16	134,517.81	9/16	134,750.94
5/8	133,592.61	5/8	133,825.73	5/8	134,058.85	5/8	134,291.98	5/8	134,525.10	5/8	134,758.22
11/16	133,599.89	11/16	133,833.02	11/16	134,066.14	11/16	134,299.26	11/16	134,532.38	11/16	134,765.51
3/4	133,607.18	3/4	133,840.30	3/4	134,073.42	3/4	134,306.55	3/4	134,539.67	3/4	134,772.79
13/16	133,614.46	13/16	133,847.59	13/16	134,080.71	13/16	134,313.83	13/16	134,546.95	13/16	134,780.08
7/8	133,621.75	7/8	133,854.87	7/8	134,087.99	7/8	134,321.12	7/8	134,554.24	7/8	134,787.36
15/16	133,629.03	15/16	133,862.16	15/16	134,095.28	15/16	134,328.40	15/16	134,561.52	15/16	134,794.65
3	133,636.32	5	133,869.44	7	134,102.56	9	134,335.69	11	134,568.81	1	134,801.93
1/16	133,643.60	1/16	133,876.73	1/16	134,109.85	1/16	134,342.97	1/16	134,576.10	1/16	134,809.22
1/8	133,650.89	1/8	133,884.01	1/8	134,117.13	1/8	134,350.26	1/8	134,583.38	1/8	134,816.50
3/16	133,658.17	3/16	133,891.30	3/16	134,124.42	3/16	134,357.54	3/16	134,590.67	3/16	134,823.79
1/4	133,665.46	1/4	133,898.58	1/4	134,131.70	1/4	134,364.83	1/4	134,597.95	1/4	134,831.07
5/16	133,672.74	5/16	133,905.87	5/16	134,138.99	5/16	134,372.11	5/16	134,605.24	5/16	134,838.36
3/8	133,680.03	3/8	133,913.15	3/8	134,146.27	3/8	134,379.40	3/8	134,612.52	3/8	134,845.64
7/16	133,687.31	7/16	133,920.44	7/16	134,153.56	7/16	134,386.68	7/16	134,619.81	7/16	134,852.93
1/2	133,694.60	1/2	133,927.72	1/2	134,160.84	1/2	134,393.97	1/2	134,627.09	1/2	134,860.21
9/16	133,701.88	9/16	133,935.01	9/16	134,168.13	9/16	134,401.25	9/16	134,634.38	9/16	134,867.50
5/8	133,709.17	5/8	133,942.29	5/8	134,175.42	5/8	134,408.54	5/8	134,641.66	5/8	134,874.78
11/16	133,716.45	11/16	133,949.58	11/16	134,182.70	11/16	134,415.82	11/16	134,648.95	11/16	134,882.07
3/4	133,723.74	3/4	133,956.86	3/4	134,189.99	3/4	134,423.11	3/4	134,656.23	3/4	134,889.35
13/16	133,731.02	13/16	133,964.15	13/16	134,197.27	13/16	134,430.39	13/16	134,663.52	13/16	134,896.64
7/8	133,738.31	7/8	133,971.43	7/8	134,204.56	7/8	134,437.68	7/8	134,670.80	7/8	134,903.92
15/16	133,745.59	15/16	133,978.72	15/16	134,211.84	15/16	134,444.96	15/16	134,678.09	15/16	134,911.21

This chart is Certified for Tank: 15 only. No changes are permissible without the written consent of GAUGE POINT CALIBRATION.

For calibration specification information, see certificate on page 1.

Tank No: 15
GAUGE POINT CALIBRATION
1-800-205-TANK

Red Hill, Pearl Harbor, Hawaii

Issue Date: 11/2/2005

Capacities given in barrels of 42 U.S. gallons.

Gauge Height: 257'-00 5/8"

in/in	113 FT	in/in	113 FT	in/in	113 FT	in/in	113 FT	in/in	113 FT	in/in	114 FT
2	134,918.49	4	135,151.62	6	135,384.74	8	135,617.86	10	135,850.99	0	136,084.11
1/16	134,925.78	1/16	135,158.90	1/16	135,392.03	1/16	135,625.15	1/16	135,858.27	1/16	136,091.39
1/8	134,933.06	1/8	135,166.19	1/8	135,399.31	1/8	135,632.43	1/8	135,865.56	1/8	136,098.68
3/16	134,940.35	3/16	135,173.47	3/16	135,406.60	3/16	135,639.72	3/16	135,872.84	3/16	136,105.96
1/4	134,947.63	1/4	135,180.76	1/4	135,413.88	1/4	135,647.00	1/4	135,880.13	1/4	136,113.25
5/16	134,954.92	5/16	135,188.04	5/16	135,421.17	5/16	135,654.29	5/16	135,887.41	5/16	136,120.53
3/8	134,962.21	3/8	135,195.33	3/8	135,428.45	3/8	135,661.57	3/8	135,894.70	3/8	136,127.82
7/16	134,969.49	7/16	135,202.61	7/16	135,435.74	7/16	135,668.86	7/16	135,901.98	7/16	136,135.11
1/2	134,976.78	1/2	135,209.90	1/2	135,443.02	1/2	135,676.14	1/2	135,909.27	1/2	136,142.39
9/16	134,984.06	9/16	135,217.18	9/16	135,450.31	9/16	135,683.43	9/16	135,916.55	9/16	136,149.68
5/8	134,991.35	5/8	135,224.47	5/8	135,457.59	5/8	135,690.71	5/8	135,923.84	5/8	136,156.96
11/16	134,998.63	11/16	135,231.75	11/16	135,464.88	11/16	135,698.00	11/16	135,931.12	11/16	136,164.25
3/4	135,005.92	3/4	135,239.04	3/4	135,472.16	3/4	135,705.28	3/4	135,938.41	3/4	136,171.53
13/16	135,013.20	13/16	135,246.32	13/16	135,479.45	13/16	135,712.57	13/16	135,945.69	13/16	136,178.82
7/8	135,020.49	7/8	135,253.61	7/8	135,486.73	7/8	135,719.85	7/8	135,952.98	7/8	136,186.10
15/16	135,027.77	15/16	135,260.89	15/16	135,494.02	15/16	135,727.14	15/16	135,960.26	15/16	136,193.39
3	135,035.06	5	135,268.18	7	135,501.30	9	135,734.43	11	135,967.55	1	136,200.67
1/16	135,042.34	1/16	135,275.46	1/16	135,508.59	1/16	135,741.71	1/16	135,974.83	1/16	136,207.96
1/8	135,049.63	1/8	135,282.75	1/8	135,515.87	1/8	135,749.00	1/8	135,982.12	1/8	136,215.24
3/16	135,056.91	3/16	135,290.03	3/16	135,523.16	3/16	135,756.28	3/16	135,989.40	3/16	136,222.53
1/4	135,064.20	1/4	135,297.32	1/4	135,530.44	1/4	135,763.57	1/4	135,996.69	1/4	136,229.81
5/16	135,071.48	5/16	135,304.60	5/16	135,537.73	5/16	135,770.85	5/16	136,003.97	5/16	136,237.10
3/8	135,078.77	3/8	135,311.89	3/8	135,545.01	3/8	135,778.14	3/8	136,011.26	3/8	136,244.38
7/16	135,086.05	7/16	135,319.17	7/16	135,552.30	7/16	135,785.42	7/16	136,018.54	7/16	136,251.67
1/2	135,093.34	1/2	135,326.46	1/2	135,559.58	1/2	135,792.71	1/2	136,025.83	1/2	136,258.95
9/16	135,100.62	9/16	135,333.74	9/16	135,566.87	9/16	135,799.99	9/16	136,033.11	9/16	136,266.24
5/8	135,107.91	5/8	135,341.03	5/8	135,574.15	5/8	135,807.28	5/8	136,040.40	5/8	136,273.52
11/16	135,115.19	11/16	135,348.32	11/16	135,581.44	11/16	135,814.56	11/16	136,047.68	11/16	136,280.81
3/4	135,122.48	3/4	135,355.60	3/4	135,588.72	3/4	135,821.85	3/4	136,054.97	3/4	136,288.09
13/16	135,129.76	13/16	135,362.89	13/16	135,596.01	13/16	135,829.13	13/16	136,062.25	13/16	136,295.38
7/8	135,137.05	7/8	135,370.17	7/8	135,603.29	7/8	135,836.42	7/8	136,069.54	7/8	136,302.66
15/16	135,144.33	15/16	135,377.46	15/16	135,610.58	15/16	135,843.70	15/16	136,076.82	15/16	136,309.95

This chart is Certified for Tank: 15 only. No changes are permissible without the written consent of GAUGE POINT CALIBRATION.

For calibration specification information, see certificate on page 1.

Tank No: 15
GAUGE POINT CALIBRATION
1-800-205-TANK

Red Hill, Pearl Harbor, Hawaii

Issue Date: 11/2/2005

Capacities given in barrels of 42 U.S. gallons.

Gauge Height: 257'-00 5/8"

in/in	114 FT	in/in	114 FT	in/in	114 FT	in/in	114 FT	in/in	114 FT	in/in	115 FT
2	136,317.23	4	136,550.36	6	136,783.48	8	137,016.60	10	137,249.72	0	137,482.85
1/16	136,324.52	1/16	136,557.64	1/16	136,790.76	1/16	137,023.89	1/16	137,257.01	1/16	137,490.13
1/8	136,331.80	1/8	136,564.93	1/8	136,798.05	1/8	137,031.17	1/8	137,264.29	1/8	137,497.42
3/16	136,339.09	3/16	136,572.21	3/16	136,805.33	3/16	137,038.46	3/16	137,271.58	3/16	137,504.70
1/4	136,346.37	1/4	136,579.50	1/4	136,812.62	1/4	137,045.74	1/4	137,278.86	1/4	137,511.99
5/16	136,353.66	5/16	136,586.78	5/16	136,819.90	5/16	137,053.03	5/16	137,286.15	5/16	137,519.27
3/8	136,360.94	3/8	136,594.07	3/8	136,827.19	3/8	137,060.31	3/8	137,293.44	3/8	137,526.56
7/16	136,368.23	7/16	136,601.35	7/16	136,834.47	7/16	137,067.60	7/16	137,300.72	7/16	137,533.84
1/2	136,375.51	1/2	136,608.64	1/2	136,841.76	1/2	137,074.88	1/2	137,308.01	1/2	137,541.13
9/16	136,382.80	9/16	136,615.92	9/16	136,849.04	9/16	137,082.17	9/16	137,315.29	9/16	137,548.41
5/8	136,390.08	5/8	136,623.21	5/8	136,856.33	5/8	137,089.45	5/8	137,322.58	5/8	137,555.70
11/16	136,397.37	11/16	136,630.49	11/16	136,863.61	11/16	137,096.74	11/16	137,329.86	11/16	137,562.98
3/4	136,404.65	3/4	136,637.78	3/4	136,870.90	3/4	137,104.02	3/4	137,337.15	3/4	137,570.27
13/16	136,411.94	13/16	136,645.06	13/16	136,878.18	13/16	137,111.31	13/16	137,344.43	13/16	137,577.55
7/8	136,419.22	7/8	136,652.35	7/8	136,885.47	7/8	137,118.59	7/8	137,351.72	7/8	137,584.84
15/16	136,426.51	15/16	136,659.63	15/16	136,892.75	15/16	137,125.88	15/16	137,359.00	15/16	137,592.12
3	136,433.79	5	136,666.92	7	136,900.04	9	137,133.16	11	137,366.29	1	137,599.41
1/16	136,441.08	1/16	136,674.20	1/16	136,907.33	1/16	137,140.45	1/16	137,373.57	1/16	137,606.69
1/8	136,448.36	1/8	136,681.49	1/8	136,914.61	1/8	137,147.73	1/8	137,380.86	1/8	137,613.98
3/16	136,455.65	3/16	136,688.77	3/16	136,921.90	3/16	137,155.02	3/16	137,388.14	3/16	137,621.26
1/4	136,462.93	1/4	136,696.06	1/4	136,929.18	1/4	137,162.30	1/4	137,395.43	1/4	137,628.55
5/16	136,470.22	5/16	136,703.34	5/16	136,936.47	5/16	137,169.59	5/16	137,402.71	5/16	137,635.83
3/8	136,477.50	3/8	136,710.63	3/8	136,943.75	3/8	137,176.87	3/8	137,410.00	3/8	137,643.12
7/16	136,484.79	7/16	136,717.91	7/16	136,951.04	7/16	137,184.16	7/16	137,417.28	7/16	137,650.40
1/2	136,492.07	1/2	136,725.20	1/2	136,958.32	1/2	137,191.44	1/2	137,424.57	1/2	137,657.69
9/16	136,499.36	9/16	136,732.48	9/16	136,965.61	9/16	137,198.73	9/16	137,431.85	9/16	137,664.97
5/8	136,506.64	5/8	136,739.77	5/8	136,972.89	5/8	137,206.01	5/8	137,439.14	5/8	137,672.26
11/16	136,513.93	11/16	136,747.05	11/16	136,980.18	11/16	137,213.30	11/16	137,446.42	11/16	137,679.54
3/4	136,521.22	3/4	136,754.34	3/4	136,987.46	3/4	137,220.58	3/4	137,453.71	3/4	137,686.83
13/16	136,528.50	13/16	136,761.62	13/16	136,994.75	13/16	137,227.87	13/16	137,460.99	13/16	137,694.12
7/8	136,535.79	7/8	136,768.91	7/8	137,002.03	7/8	137,235.15	7/8	137,468.28	7/8	137,701.40
15/16	136,543.07	15/16	136,776.19	15/16	137,009.32	15/16	137,242.44	15/16	137,475.56	15/16	137,708.69

This chart is Certified for Tank: 15 only. No changes are permissible without the written consent of GAUGE POINT CALIBRATION.

For calibration specification information, see certificate on page 1.

Tank No: 15
GAUGE POINT CALIBRATION
1-800-205-TANK

Red Hill, Pearl Harbor, Hawaii

Issue Date: 11/2/2005

Capacities given in barrels of 42 U.S. gallons.

Gauge Height: 257'-00 5/8"

in/in	115 FT	in/in	115 FT	in/in	115 FT	in/in	115 FT	in/in	115 FT	in/in	116 FT
2	137,715.97	4	137,949.09	6	138,182.22	8	138,415.34	10	138,648.46	0	138,881.59
1/16	137,723.26	1/16	137,956.38	1/16	138,189.50	1/16	138,422.62	1/16	138,655.75	1/16	138,888.87
1/8	137,730.54	1/8	137,963.66	1/8	138,196.79	1/8	138,429.91	1/8	138,663.03	1/8	138,896.16
3/16	137,737.83	3/16	137,970.95	3/16	138,204.07	3/16	138,437.19	3/16	138,670.32	3/16	138,903.44
1/4	137,745.11	1/4	137,978.23	1/4	138,211.36	1/4	138,444.48	1/4	138,677.60	1/4	138,910.73
5/16	137,752.40	5/16	137,985.52	5/16	138,218.64	5/16	138,451.76	5/16	138,684.89	5/16	138,918.01
3/8	137,759.68	3/8	137,992.80	3/8	138,225.93	3/8	138,459.05	3/8	138,692.17	3/8	138,925.30
7/16	137,766.97	7/16	138,000.09	7/16	138,233.21	7/16	138,466.34	7/16	138,699.46	7/16	138,932.58
1/2	137,774.25	1/2	138,007.37	1/2	138,240.50	1/2	138,473.62	1/2	138,706.74	1/2	138,939.87
9/16	137,781.54	9/16	138,014.66	9/16	138,247.78	9/16	138,480.91	9/16	138,714.03	9/16	138,947.15
5/8	137,788.82	5/8	138,021.94	5/8	138,255.07	5/8	138,488.19	5/8	138,721.31	5/8	138,954.44
11/16	137,796.11	11/16	138,029.23	11/16	138,262.35	11/16	138,495.48	11/16	138,728.60	11/16	138,961.72
3/4	137,803.39	3/4	138,036.51	3/4	138,269.64	3/4	138,502.76	3/4	138,735.88	3/4	138,969.01
13/16	137,810.68	13/16	138,043.80	13/16	138,276.92	13/16	138,510.05	13/16	138,743.17	13/16	138,976.29
7/8	137,817.96	7/8	138,051.08	7/8	138,284.21	7/8	138,517.33	7/8	138,750.45	7/8	138,983.58
15/16	137,825.25	15/16	138,058.37	15/16	138,291.49	15/16	138,524.62	15/16	138,757.74	15/16	138,990.86
3	137,832.53	5	138,065.65	7	138,298.78	9	138,531.90	11	138,765.02	1	138,998.15
1/16	137,839.82	1/16	138,072.94	1/16	138,306.06	1/16	138,539.19	1/16	138,772.31	1/16	139,005.43
1/8	137,847.10	1/8	138,080.23	1/8	138,313.35	1/8	138,546.47	1/8	138,779.59	1/8	139,012.72
3/16	137,854.39	3/16	138,087.51	3/16	138,320.63	3/16	138,553.76	3/16	138,786.88	3/16	139,020.00
1/4	137,861.67	1/4	138,094.80	1/4	138,327.92	1/4	138,561.04	1/4	138,794.16	1/4	139,027.29
5/16	137,868.96	5/16	138,102.08	5/16	138,335.20	5/16	138,568.33	5/16	138,801.45	5/16	139,034.57
3/8	137,876.24	3/8	138,109.37	3/8	138,342.49	3/8	138,575.61	3/8	138,808.73	3/8	139,041.86
7/16	137,883.53	7/16	138,116.65	7/16	138,349.77	7/16	138,582.90	7/16	138,816.02	7/16	139,049.14
1/2	137,890.81	1/2	138,123.94	1/2	138,357.06	1/2	138,590.18	1/2	138,823.30	1/2	139,056.43
9/16	137,898.10	9/16	138,131.22	9/16	138,364.34	9/16	138,597.47	9/16	138,830.59	9/16	139,063.71
5/8	137,905.38	5/8	138,138.51	5/8	138,371.63	5/8	138,604.75	5/8	138,837.87	5/8	139,071.00
11/16	137,912.67	11/16	138,145.79	11/16	138,378.91	11/16	138,612.04	11/16	138,845.16	11/16	139,078.28
3/4	137,919.95	3/4	138,153.08	3/4	138,386.20	3/4	138,619.32	3/4	138,852.45	3/4	139,085.57
13/16	137,927.24	13/16	138,160.36	13/16	138,393.48	13/16	138,626.61	13/16	138,859.73	13/16	139,092.85
7/8	137,934.52	7/8	138,167.65	7/8	138,400.77	7/8	138,633.89	7/8	138,867.02	7/8	139,100.14
15/16	137,941.81	15/16	138,174.93	15/16	138,408.05	15/16	138,641.18	15/16	138,874.30	15/16	139,107.42

This chart is Certified for Tank: 15 only. No changes are permissible without the written consent of GAUGE POINT CALIBRATION.

For calibration specification information, see certificate on page 1.

Tank No: 15
GAUGE POINT CALIBRATION
1-800-205-TANK

Red Hill, Pearl Harbor, Hawaii

Issue Date: 11/2/2005

Capacities given in barrels of 42 U.S. gallons.

Gauge Height: 257'-00 5/8"

in/in	116 FT	in/in	116 FT	in/in	116 FT	in/in	116 FT	in/in	116 FT	in/in	117 FT
2	139,114.71	4	139,347.83	6	139,580.95	8	139,814.08	10	140,047.20	0	140,280.32
1/16	139,121.99	1/16	139,355.12	1/16	139,588.24	1/16	139,821.36	1/16	140,054.49	1/16	140,287.61
1/8	139,129.28	1/8	139,362.40	1/8	139,595.52	1/8	139,828.65	1/8	140,061.77	1/8	140,294.89
3/16	139,136.56	3/16	139,369.69	3/16	139,602.81	3/16	139,835.93	3/16	140,069.06	3/16	140,302.18
1/4	139,143.85	1/4	139,376.97	1/4	139,610.09	1/4	139,843.22	1/4	140,076.34	1/4	140,309.46
5/16	139,151.13	5/16	139,384.26	5/16	139,617.38	5/16	139,850.50	5/16	140,083.63	5/16	140,316.75
3/8	139,158.42	3/8	139,391.54	3/8	139,624.66	3/8	139,857.79	3/8	140,090.91	3/8	140,324.03
7/16	139,165.70	7/16	139,398.83	7/16	139,631.95	7/16	139,865.07	7/16	140,098.20	7/16	140,331.32
1/2	139,172.99	1/2	139,406.11	1/2	139,639.24	1/2	139,872.36	1/2	140,105.48	1/2	140,338.60
9/16	139,180.27	9/16	139,413.40	9/16	139,646.52	9/16	139,879.64	9/16	140,112.77	9/16	140,345.89
5/8	139,187.56	5/8	139,420.68	5/8	139,653.81	5/8	139,886.93	5/8	140,120.05	5/8	140,353.17
11/16	139,194.84	11/16	139,427.97	11/16	139,661.09	11/16	139,894.21	11/16	140,127.34	11/16	140,360.46
3/4	139,202.13	3/4	139,435.25	3/4	139,668.38	3/4	139,901.50	3/4	140,134.62	3/4	140,367.74
13/16	139,209.41	13/16	139,442.54	13/16	139,675.66	13/16	139,908.78	13/16	140,141.91	13/16	140,375.03
7/8	139,216.70	7/8	139,449.82	7/8	139,682.95	7/8	139,916.07	7/8	140,149.19	7/8	140,382.31
15/16	139,223.98	15/16	139,457.11	15/16	139,690.23	15/16	139,923.35	15/16	140,156.48	15/16	140,389.60
3	139,231.27	5	139,464.39	7	139,697.52	9	139,930.64	11	140,163.76	1	140,396.88
1/16	139,238.55	1/16	139,471.68	1/16	139,704.80	1/16	139,937.92	1/16	140,171.05	1/16	140,404.17
1/8	139,245.84	1/8	139,478.96	1/8	139,712.09	1/8	139,945.21	1/8	140,178.33	1/8	140,411.46
3/16	139,253.13	3/16	139,486.25	3/16	139,719.37	3/16	139,952.49	3/16	140,185.62	3/16	140,418.74
1/4	139,260.41	1/4	139,493.53	1/4	139,726.66	1/4	139,959.78	1/4	140,192.90	1/4	140,426.03
5/16	139,267.70	5/16	139,500.82	5/16	139,733.94	5/16	139,967.06	5/16	140,200.19	5/16	140,433.31
3/8	139,274.98	3/8	139,508.10	3/8	139,741.23	3/8	139,974.35	3/8	140,207.47	3/8	140,440.60
7/16	139,282.27	7/16	139,515.39	7/16	139,748.51	7/16	139,981.63	7/16	140,214.76	7/16	140,447.88
1/2	139,289.55	1/2	139,522.67	1/2	139,755.80	1/2	139,988.92	1/2	140,222.04	1/2	140,455.17
9/16	139,296.84	9/16	139,529.96	9/16	139,763.08	9/16	139,996.20	9/16	140,229.33	9/16	140,462.45
5/8	139,304.12	5/8	139,537.24	5/8	139,770.37	5/8	140,003.49	5/8	140,236.61	5/8	140,469.74
11/16	139,311.41	11/16	139,544.53	11/16	139,777.65	11/16	140,010.77	11/16	140,243.90	11/16	140,477.02
3/4	139,318.69	3/4	139,551.81	3/4	139,784.94	3/4	140,018.06	3/4	140,251.18	3/4	140,484.31
13/16	139,325.98	13/16	139,559.10	13/16	139,792.22	13/16	140,025.35	13/16	140,258.47	13/16	140,491.59
7/8	139,333.26	7/8	139,566.38	7/8	139,799.51	7/8	140,032.63	7/8	140,265.75	7/8	140,498.88
15/16	139,340.55	15/16	139,573.67	15/16	139,806.79	15/16	140,039.92	15/16	140,273.04	15/16	140,506.16

This chart is Certified for Tank: 15 only. No changes are permissible without the written consent of GAUGE POINT CALIBRATION.

For calibration specification information, see certificate on page 1.

Tank No: 15
GAUGE POINT CALIBRATION
1-800-205-TANK

Red Hill, Pearl Harbor, Hawaii

Issue Date: 11/2/2005

Capacities given in barrels of 42 U.S. gallons.

Gauge Height: 257'-00 5/8"

in/in	117 FT	in/in	117 FT	in/in	117 FT	in/in	117 FT	in/in	117 FT	in/in	118 FT
2	140,513.45	4	140,746.57	6	140,979.69	8	141,212.82	10	141,445.94	0	141,679.06
1/16	140,520.73	1/16	140,753.85	1/16	140,986.98	1/16	141,220.10	1/16	141,453.22	1/16	141,686.35
1/8	140,528.02	1/8	140,761.14	1/8	140,994.26	1/8	141,227.39	1/8	141,460.51	1/8	141,693.63
3/16	140,535.30	3/16	140,768.42	3/16	141,001.55	3/16	141,234.67	3/16	141,467.79	3/16	141,700.92
1/4	140,542.59	1/4	140,775.71	1/4	141,008.83	1/4	141,241.96	1/4	141,475.08	1/4	141,708.20
5/16	140,549.87	5/16	140,782.99	5/16	141,016.12	5/16	141,249.24	5/16	141,482.36	5/16	141,715.49
3/8	140,557.16	3/8	140,790.28	3/8	141,023.40	3/8	141,256.53	3/8	141,489.65	3/8	141,722.77
7/16	140,564.44	7/16	140,797.57	7/16	141,030.69	7/16	141,263.81	7/16	141,496.93	7/16	141,730.06
1/2	140,571.73	1/2	140,804.85	1/2	141,037.97	1/2	141,271.10	1/2	141,504.22	1/2	141,737.34
9/16	140,579.01	9/16	140,812.14	9/16	141,045.26	9/16	141,278.38	9/16	141,511.50	9/16	141,744.63
5/8	140,586.30	5/8	140,819.42	5/8	141,052.54	5/8	141,285.67	5/8	141,518.79	5/8	141,751.91
11/16	140,593.58	11/16	140,826.71	11/16	141,059.83	11/16	141,292.95	11/16	141,526.07	11/16	141,759.20
3/4	140,600.87	3/4	140,833.99	3/4	141,067.11	3/4	141,300.24	3/4	141,533.36	3/4	141,766.48
13/16	140,608.15	13/16	140,841.28	13/16	141,074.40	13/16	141,307.52	13/16	141,540.64	13/16	141,773.77
7/8	140,615.44	7/8	140,848.56	7/8	141,081.68	7/8	141,314.81	7/8	141,547.93	7/8	141,781.05
15/16	140,622.72	15/16	140,855.85	15/16	141,088.97	15/16	141,322.09	15/16	141,555.21	15/16	141,788.34
3	140,630.01	5	140,863.13	7	141,096.25	9	141,329.38	11	141,562.50	1	141,795.62
1/16	140,637.29	1/16	140,870.42	1/16	141,103.54	1/16	141,336.66	1/16	141,569.78	1/16	141,802.91
1/8	140,644.58	1/8	140,877.70	1/8	141,110.82	1/8	141,343.95	1/8	141,577.07	1/8	141,810.19
3/16	140,651.86	3/16	140,884.99	3/16	141,118.11	3/16	141,351.23	3/16	141,584.36	3/16	141,817.48
1/4	140,659.15	1/4	140,892.27	1/4	141,125.39	1/4	141,358.52	1/4	141,591.64	1/4	141,824.76
5/16	140,666.43	5/16	140,899.56	5/16	141,132.68	5/16	141,365.80	5/16	141,598.93	5/16	141,832.05
3/8	140,673.72	3/8	140,906.84	3/8	141,139.96	3/8	141,373.09	3/8	141,606.21	3/8	141,839.33
7/16	140,681.00	7/16	140,914.13	7/16	141,147.25	7/16	141,380.37	7/16	141,613.50	7/16	141,846.62
1/2	140,688.29	1/2	140,921.41	1/2	141,154.53	1/2	141,387.66	1/2	141,620.78	1/2	141,853.90
9/16	140,695.57	9/16	140,928.70	9/16	141,161.82	9/16	141,394.94	9/16	141,628.07	9/16	141,861.19
5/8	140,702.86	5/8	140,935.98	5/8	141,169.10	5/8	141,402.23	5/8	141,635.35	5/8	141,868.47
11/16	140,710.14	11/16	140,943.27	11/16	141,176.39	11/16	141,409.51	11/16	141,642.64	11/16	141,875.76
3/4	140,717.43	3/4	140,950.55	3/4	141,183.67	3/4	141,416.80	3/4	141,649.92	3/4	141,883.04
13/16	140,724.71	13/16	140,957.84	13/16	141,190.96	13/16	141,424.08	13/16	141,657.21	13/16	141,890.33
7/8	140,732.00	7/8	140,965.12	7/8	141,198.25	7/8	141,431.37	7/8	141,664.49	7/8	141,897.61
15/16	140,739.28	15/16	140,972.41	15/16	141,205.53	15/16	141,438.65	15/16	141,671.78	15/16	141,904.90

This chart is Certified for Tank: 15 only. No changes are permissible without the written consent of GAUGE POINT CALIBRATION.

For calibration specification information, see certificate on page 1.

Tank No: 15
GAUGE POINT CALIBRATION
1-800-205-TANK

Red Hill, Pearl Harbor, Hawaii

Issue Date: 11/2/2005

Capacities given in barrels of 42 U.S. gallons.

Gauge Height: 257'-00 5/8"

in/in	118 FT	in/in	118 FT	in/in	118 FT	in/in	118 FT	in/in	118 FT	in/in	119 FT
2	141,912.18	4	142,145.31	6	142,378.43	8	142,611.55	10	142,844.68	0	143,077.80
1/16	141,919.47	1/16	142,152.59	1/16	142,385.72	1/16	142,618.84	1/16	142,851.96	1/16	143,085.08
1/8	141,926.75	1/8	142,159.88	1/8	142,393.00	1/8	142,626.12	1/8	142,859.25	1/8	143,092.37
3/16	141,934.04	3/16	142,167.16	3/16	142,400.29	3/16	142,633.41	3/16	142,866.53	3/16	143,099.65
1/4	141,941.32	1/4	142,174.45	1/4	142,407.57	1/4	142,640.69	1/4	142,873.82	1/4	143,106.94
5/16	141,948.61	5/16	142,181.73	5/16	142,414.86	5/16	142,647.98	5/16	142,881.10	5/16	143,114.22
3/8	141,955.89	3/8	142,189.02	3/8	142,422.14	3/8	142,655.26	3/8	142,888.39	3/8	143,121.51
7/16	141,963.18	7/16	142,196.30	7/16	142,429.43	7/16	142,662.55	7/16	142,895.67	7/16	143,128.79
1/2	141,970.47	1/2	142,203.59	1/2	142,436.71	1/2	142,669.83	1/2	142,902.96	1/2	143,136.08
9/16	141,977.75	9/16	142,210.87	9/16	142,444.00	9/16	142,677.12	9/16	142,910.24	9/16	143,143.37
5/8	141,985.04	5/8	142,218.16	5/8	142,451.28	5/8	142,684.40	5/8	142,917.53	5/8	143,150.65
11/16	141,992.32	11/16	142,225.44	11/16	142,458.57	11/16	142,691.69	11/16	142,924.81	11/16	143,157.94
3/4	141,999.61	3/4	142,232.73	3/4	142,465.85	3/4	142,698.97	3/4	142,932.10	3/4	143,165.22
13/16	142,006.89	13/16	142,240.01	13/16	142,473.14	13/16	142,706.26	13/16	142,939.38	13/16	143,172.51
7/8	142,014.18	7/8	142,247.30	7/8	142,480.42	7/8	142,713.54	7/8	142,946.67	7/8	143,179.79
15/16	142,021.46	15/16	142,254.58	15/16	142,487.71	15/16	142,720.83	15/16	142,953.95	15/16	143,187.08
3	142,028.75	5	142,261.87	7	142,494.99	9	142,728.11	11	142,961.24	1	143,194.36
1/16	142,036.03	1/16	142,269.15	1/16	142,502.28	1/16	142,735.40	1/16	142,968.52	1/16	143,201.65
1/8	142,043.32	1/8	142,276.44	1/8	142,509.56	1/8	142,742.68	1/8	142,975.81	1/8	143,208.93
3/16	142,050.60	3/16	142,283.72	3/16	142,516.85	3/16	142,749.97	3/16	142,983.09	3/16	143,216.22
1/4	142,057.89	1/4	142,291.01	1/4	142,524.13	1/4	142,757.26	1/4	142,990.38	1/4	143,223.50
5/16	142,065.17	5/16	142,298.29	5/16	142,531.42	5/16	142,764.54	5/16	142,997.66	5/16	143,230.79
3/8	142,072.46	3/8	142,305.58	3/8	142,538.70	3/8	142,771.83	3/8	143,004.95	3/8	143,238.07
7/16	142,079.74	7/16	142,312.86	7/16	142,545.99	7/16	142,779.11	7/16	143,012.23	7/16	143,245.36
1/2	142,087.03	1/2	142,320.15	1/2	142,553.27	1/2	142,786.40	1/2	143,019.52	1/2	143,252.64
9/16	142,094.31	9/16	142,327.43	9/16	142,560.56	9/16	142,793.68	9/16	143,026.80	9/16	143,259.93
5/8	142,101.60	5/8	142,334.72	5/8	142,567.84	5/8	142,800.97	5/8	143,034.09	5/8	143,267.21
11/16	142,108.88	11/16	142,342.00	11/16	142,575.13	11/16	142,808.25	11/16	143,041.37	11/16	143,274.50
3/4	142,116.17	3/4	142,349.29	3/4	142,582.41	3/4	142,815.54	3/4	143,048.66	3/4	143,281.78
13/16	142,123.45	13/16	142,356.58	13/16	142,589.70	13/16	142,822.82	13/16	143,055.94	13/16	143,289.07
7/8	142,130.74	7/8	142,363.86	7/8	142,596.98	7/8	142,830.11	7/8	143,063.23	7/8	143,296.35
15/16	142,138.02	15/16	142,371.15	15/16	142,604.27	15/16	142,837.39	15/16	143,070.51	15/16	143,303.64

This chart is Certified for Tank: 15 only. No changes are permissible without the written consent of GAUGE POINT CALIBRATION.

For calibration specification information, see certificate on page 1.

Tank No: 15
GAUGE POINT CALIBRATION
1-800-205-TANK

Red Hill, Pearl Harbor, Hawaii

Issue Date: 11/2/2005

Capacities given in barrels of 42 U.S. gallons.

Gauge Height: 257'-00 5/8"

in/in	119 FT	in/in	119 FT	in/in	119 FT	in/in	119 FT	in/in	119 FT	in/in	120 FT
2	143,310.92	4	143,544.05	6	143,777.17	8	144,010.29	10	144,243.41	0	144,476.54
1/16	143,318.21	1/16	143,551.33	1/16	143,784.45	1/16	144,017.58	1/16	144,250.70	1/16	144,483.82
1/8	143,325.49	1/8	143,558.62	1/8	143,791.74	1/8	144,024.86	1/8	144,257.98	1/8	144,491.11
3/16	143,332.78	3/16	143,565.90	3/16	143,799.02	3/16	144,032.15	3/16	144,265.27	3/16	144,498.39
1/4	143,340.06	1/4	143,573.19	1/4	143,806.31	1/4	144,039.43	1/4	144,272.55	1/4	144,505.68
5/16	143,347.35	5/16	143,580.47	5/16	143,813.59	5/16	144,046.72	5/16	144,279.84	5/16	144,512.96
3/8	143,354.63	3/8	143,587.76	3/8	143,820.88	3/8	144,054.00	3/8	144,287.12	3/8	144,520.25
7/16	143,361.92	7/16	143,595.04	7/16	143,828.16	7/16	144,061.29	7/16	144,294.41	7/16	144,527.53
1/2	143,369.20	1/2	143,602.33	1/2	143,835.45	1/2	144,068.57	1/2	144,301.69	1/2	144,534.82
9/16	143,376.49	9/16	143,609.61	9/16	143,842.73	9/16	144,075.86	9/16	144,308.98	9/16	144,542.10
5/8	143,383.77	5/8	143,616.90	5/8	143,850.02	5/8	144,083.14	5/8	144,316.27	5/8	144,549.39
11/16	143,391.06	11/16	143,624.18	11/16	143,857.30	11/16	144,090.43	11/16	144,323.55	11/16	144,556.67
3/4	143,398.34	3/4	143,631.47	3/4	143,864.59	3/4	144,097.71	3/4	144,330.84	3/4	144,563.96
13/16	143,405.63	13/16	143,638.75	13/16	143,871.87	13/16	144,105.00	13/16	144,338.12	13/16	144,571.24
7/8	143,412.91	7/8	143,646.04	7/8	143,879.16	7/8	144,112.28	7/8	144,345.41	7/8	144,578.53
15/16	143,420.20	15/16	143,653.32	15/16	143,886.44	15/16	144,119.57	15/16	144,352.69	15/16	144,585.81
3	143,427.48	5	143,660.61	7	143,893.73	9	144,126.85	11	144,359.98	1	144,593.10
1/16	143,434.77	1/16	143,667.89	1/16	143,901.01	1/16	144,134.14	1/16	144,367.26	1/16	144,600.38
1/8	143,442.05	1/8	143,675.18	1/8	143,908.30	1/8	144,141.42	1/8	144,374.55	1/8	144,607.67
3/16	143,449.34	3/16	143,682.46	3/16	143,915.59	3/16	144,148.71	3/16	144,381.83	3/16	144,614.95
1/4	143,456.62	1/4	143,689.75	1/4	143,922.87	1/4	144,155.99	1/4	144,389.12	1/4	144,622.24
5/16	143,463.91	5/16	143,697.03	5/16	143,930.16	5/16	144,163.28	5/16	144,396.40	5/16	144,629.52
3/8	143,471.19	3/8	143,704.32	3/8	143,937.44	3/8	144,170.56	3/8	144,403.69	3/8	144,636.81
7/16	143,478.48	7/16	143,711.60	7/16	143,944.73	7/16	144,177.85	7/16	144,410.97	7/16	144,644.09
1/2	143,485.76	1/2	143,718.89	1/2	143,952.01	1/2	144,185.13	1/2	144,418.26	1/2	144,651.38
9/16	143,493.05	9/16	143,726.17	9/16	143,959.30	9/16	144,192.42	9/16	144,425.54	9/16	144,658.66
5/8	143,500.33	5/8	143,733.46	5/8	143,966.58	5/8	144,199.70	5/8	144,432.83	5/8	144,665.95
11/16	143,507.62	11/16	143,740.74	11/16	143,973.87	11/16	144,206.99	11/16	144,440.11	11/16	144,673.23
3/4	143,514.90	3/4	143,748.03	3/4	143,981.15	3/4	144,214.27	3/4	144,447.40	3/4	144,680.52
13/16	143,522.19	13/16	143,755.31	13/16	143,988.44	13/16	144,221.56	13/16	144,454.68	13/16	144,687.80
7/8	143,529.48	7/8	143,762.60	7/8	143,995.72	7/8	144,228.84	7/8	144,461.97	7/8	144,695.09
15/16	143,536.76	15/16	143,769.88	15/16	144,003.01	15/16	144,236.13	15/16	144,469.25	15/16	144,702.38

This chart is Certified for Tank: 15 only. No changes are permissible without the written consent of GAUGE POINT CALIBRATION.

For calibration specification information, see certificate on page 1.

Tank No: 15
GAUGE POINT CALIBRATION
1-800-205-TANK

Red Hill, Pearl Harbor, Hawaii

Issue Date: 11/2/2005

Capacities given in barrels of 42 U.S. gallons.

Gauge Height: 257'-00 5/8"

in/in	120 FT	in/in	120 FT	in/in	120 FT	in/in	120 FT	in/in	120 FT	in/in	121 FT
2	144,709.66	4	144,942.78	6	145,175.91	8	145,409.03	10	145,642.15	0	145,875.28
1/16	144,716.95	1/16	144,950.07	1/16	145,183.19	1/16	145,416.31	1/16	145,649.44	1/16	145,882.56
1/8	144,724.23	1/8	144,957.35	1/8	145,190.48	1/8	145,423.60	1/8	145,656.72	1/8	145,889.85
3/16	144,731.52	3/16	144,964.64	3/16	145,197.76	3/16	145,430.88	3/16	145,664.01	3/16	145,897.13
1/4	144,738.80	1/4	144,971.92	1/4	145,205.05	1/4	145,438.17	1/4	145,671.29	1/4	145,904.42
5/16	144,746.09	5/16	144,979.21	5/16	145,212.33	5/16	145,445.45	5/16	145,678.58	5/16	145,911.70
3/8	144,753.37	3/8	144,986.49	3/8	145,219.62	3/8	145,452.74	3/8	145,685.86	3/8	145,918.99
7/16	144,760.66	7/16	144,993.78	7/16	145,226.90	7/16	145,460.02	7/16	145,693.15	7/16	145,926.27
1/2	144,767.94	1/2	145,001.06	1/2	145,234.19	1/2	145,467.31	1/2	145,700.43	1/2	145,933.56
9/16	144,775.23	9/16	145,008.35	9/16	145,241.47	9/16	145,474.60	9/16	145,707.72	9/16	145,940.84
5/8	144,782.51	5/8	145,015.63	5/8	145,248.76	5/8	145,481.88	5/8	145,715.00	5/8	145,948.13
11/16	144,789.80	11/16	145,022.92	11/16	145,256.04	11/16	145,489.17	11/16	145,722.29	11/16	145,955.41
3/4	144,797.08	3/4	145,030.20	3/4	145,263.33	3/4	145,496.45	3/4	145,729.57	3/4	145,962.70
13/16	144,804.37	13/16	145,037.49	13/16	145,270.61	13/16	145,503.74	13/16	145,736.86	13/16	145,969.98
7/8	144,811.65	7/8	145,044.77	7/8	145,277.90	7/8	145,511.02	7/8	145,744.14	7/8	145,977.27
15/16	144,818.94	15/16	145,052.06	15/16	145,285.18	15/16	145,518.31	15/16	145,751.43	15/16	145,984.55
3	144,826.22	5	145,059.34	7	145,292.47	9	145,525.59	11	145,758.71	1	145,991.84
1/16	144,833.51	1/16	145,066.63	1/16	145,299.75	1/16	145,532.88	1/16	145,766.00	1/16	145,999.12
1/8	144,840.79	1/8	145,073.91	1/8	145,307.04	1/8	145,540.16	1/8	145,773.28	1/8	146,006.41
3/16	144,848.08	3/16	145,081.20	3/16	145,314.32	3/16	145,547.45	3/16	145,780.57	3/16	146,013.69
1/4	144,855.36	1/4	145,088.49	1/4	145,321.61	1/4	145,554.73	1/4	145,787.85	1/4	146,020.98
5/16	144,862.65	5/16	145,095.77	5/16	145,328.89	5/16	145,562.02	5/16	145,795.14	5/16	146,028.26
3/8	144,869.93	3/8	145,103.06	3/8	145,336.18	3/8	145,569.30	3/8	145,802.42	3/8	146,035.55
7/16	144,877.22	7/16	145,110.34	7/16	145,343.46	7/16	145,576.59	7/16	145,809.71	7/16	146,042.83
1/2	144,884.50	1/2	145,117.63	1/2	145,350.75	1/2	145,583.87	1/2	145,816.99	1/2	146,050.12
9/16	144,891.79	9/16	145,124.91	9/16	145,358.03	9/16	145,591.16	9/16	145,824.28	9/16	146,057.40
5/8	144,899.07	5/8	145,132.20	5/8	145,365.32	5/8	145,598.44	5/8	145,831.56	5/8	146,064.69
11/16	144,906.36	11/16	145,139.48	11/16	145,372.60	11/16	145,605.73	11/16	145,838.85	11/16	146,071.97
3/4	144,913.64	3/4	145,146.77	3/4	145,379.89	3/4	145,613.01	3/4	145,846.13	3/4	146,079.26
13/16	144,920.93	13/16	145,154.05	13/16	145,387.17	13/16	145,620.30	13/16	145,853.42	13/16	146,086.54
7/8	144,928.21	7/8	145,161.34	7/8	145,394.46	7/8	145,627.58	7/8	145,860.70	7/8	146,093.83
15/16	144,935.50	15/16	145,168.62	15/16	145,401.74	15/16	145,634.87	15/16	145,867.99	15/16	146,101.11

This chart is Certified for Tank: 15 only. No changes are permissible without the written consent of GAUGE POINT CALIBRATION.

For calibration specification information, see certificate on page 1.

Tank No: 15
GAUGE POINT CALIBRATION
1-800-205-TANK

Red Hill, Pearl Harbor, Hawaii

Issue Date: 11/2/2005

Capacities given in barrels of 42 U.S. gallons.

Gauge Height: 257'-00 5/8"

in/in	121 FT	in/in	121 FT	in/in	121 FT	in/in	121 FT	in/in	121 FT	in/in	122 FT
2	146,108.40	4	146,341.52	6	146,574.64	8	146,807.77	10	147,040.83	0	147,273.95
1/16	146,115.68	1/16	146,348.81	1/16	146,581.93	1/16	146,815.05	1/16	147,048.11	1/16	147,281.23
1/8	146,122.97	1/8	146,356.09	1/8	146,589.21	1/8	146,822.34	1/8	147,055.40	1/8	147,288.52
3/16	146,130.25	3/16	146,363.38	3/16	146,596.50	3/16	146,829.62	3/16	147,062.68	3/16	147,295.81
1/4	146,137.54	1/4	146,370.66	1/4	146,603.78	1/4	146,836.91	1/4	147,069.97	1/4	147,303.09
5/16	146,144.82	5/16	146,377.95	5/16	146,611.07	5/16	146,844.19	5/16	147,077.25	5/16	147,310.38
3/8	146,152.11	3/8	146,385.23	3/8	146,618.35	3/8	146,851.48	3/8	147,084.54	3/8	147,317.66
7/16	146,159.39	7/16	146,392.52	7/16	146,625.64	7/16	146,858.76	7/16	147,091.82	7/16	147,324.95
1/2	146,166.68	1/2	146,399.80	1/2	146,632.92	1/2	146,866.05	1/2	147,099.11	1/2	147,332.23
9/16	146,173.96	9/16	146,407.09	9/16	146,640.21	9/16	146,873.33	9/16	147,106.39	9/16	147,339.52
5/8	146,181.25	5/8	146,414.37	5/8	146,647.50	5/8	146,880.62	5/8	147,113.68	5/8	147,346.80
11/16	146,188.53	11/16	146,421.66	11/16	146,654.78	11/16	146,887.90	11/16	147,120.96	11/16	147,354.09
3/4	146,195.82	3/4	146,428.94	3/4	146,662.07	3/4	146,895.19	3/4	147,128.25	3/4	147,361.37
13/16	146,203.10	13/16	146,436.23	13/16	146,669.35	13/16	146,902.47	13/16	147,135.53	13/16	147,368.66
7/8	146,210.39	7/8	146,443.51	7/8	146,676.64	7/8	146,909.76	7/8	147,142.82	7/8	147,375.94
15/16	146,217.67	15/16	146,450.80	15/16	146,683.92	15/16	146,917.04	15/16	147,150.10	15/16	147,383.23
3	146,224.96	5	146,458.08	7	146,691.21	9	146,924.33	11	147,157.39	1	147,390.51
1/16	146,232.24	1/16	146,465.37	1/16	146,698.49	1/16	146,931.61	1/16	147,164.67	1/16	147,397.80
1/8	146,239.53	1/8	146,472.65	1/8	146,705.78	1/8	146,938.89	1/8	147,171.96	1/8	147,405.08
3/16	146,246.81	3/16	146,479.94	3/16	146,713.06	3/16	146,946.17	3/16	147,179.24	3/16	147,412.37
1/4	146,254.10	1/4	146,487.22	1/4	146,720.35	1/4	146,953.45	1/4	147,186.53	1/4	147,419.65
5/16	146,261.39	5/16	146,494.51	5/16	146,727.63	5/16	146,960.73	5/16	147,193.81	5/16	147,426.94
3/8	146,268.67	3/8	146,501.79	3/8	146,734.92	3/8	146,968.02	3/8	147,201.10	3/8	147,434.22
7/16	146,275.96	7/16	146,509.08	7/16	146,742.20	7/16	146,975.30	7/16	147,208.38	7/16	147,441.51
1/2	146,283.24	1/2	146,516.36	1/2	146,749.49	1/2	146,982.58	1/2	147,215.67	1/2	147,448.79
9/16	146,290.53	9/16	146,523.65	9/16	146,756.77	9/16	146,989.86	9/16	147,222.95	9/16	147,456.08
5/8	146,297.81	5/8	146,530.93	5/8	146,764.06	5/8	146,997.14	5/8	147,230.24	5/8	147,463.36
11/16	146,305.10	11/16	146,538.22	11/16	146,771.34	11/16	147,004.42	11/16	147,237.52	11/16	147,470.65
3/4	146,312.38	3/4	146,545.50	3/4	146,778.63	3/4	147,011.70	3/4	147,244.81	3/4	147,477.93
13/16	146,319.67	13/16	146,552.79	13/16	146,785.91	13/16	147,018.98	13/16	147,252.09	13/16	147,485.22
7/8	146,326.95	7/8	146,560.07	7/8	146,793.20	7/8	147,026.26	7/8	147,259.38	7/8	147,492.50
15/16	146,334.24	15/16	146,567.36	15/16	146,800.48	15/16	147,033.55	15/16	147,266.66	15/16	147,499.79

This chart is Certified for Tank: 15 only. No changes are permissible without the written consent of GAUGE POINT CALIBRATION.

For calibration specification information, see certificate on page 1.

Tank No: 15
GAUGE POINT CALIBRATION
1-800-205-TANK

Red Hill, Pearl Harbor, Hawaii

Issue Date: 11/2/2005

Capacities given in barrels of 42 U.S. gallons.

Gauge Height: 257'-00 5/8"

in/in	122 FT	in/in	122 FT	in/in	122 FT	in/in	122 FT	in/in	122 FT	in/in	123 FT
2	147,507.07	4	147,740.20	6	147,973.32	8	148,206.44	10	148,439.57	0	148,672.69
1/16	147,514.36	1/16	147,747.48	1/16	147,980.61	1/16	148,213.73	1/16	148,446.85	1/16	148,679.98
1/8	147,521.64	1/8	147,754.77	1/8	147,987.89	1/8	148,221.01	1/8	148,454.14	1/8	148,687.26
3/16	147,528.93	3/16	147,762.05	3/16	147,995.18	3/16	148,228.30	3/16	148,461.42	3/16	148,694.55
1/4	147,536.21	1/4	147,769.34	1/4	148,002.46	1/4	148,235.58	1/4	148,468.71	1/4	148,701.83
5/16	147,543.50	5/16	147,776.62	5/16	148,009.75	5/16	148,242.87	5/16	148,475.99	5/16	148,709.12
3/8	147,550.78	3/8	147,783.91	3/8	148,017.03	3/8	148,250.16	3/8	148,483.28	3/8	148,716.40
7/16	147,558.07	7/16	147,791.19	7/16	148,024.32	7/16	148,257.44	7/16	148,490.56	7/16	148,723.69
1/2	147,565.35	1/2	147,798.48	1/2	148,031.60	1/2	148,264.73	1/2	148,497.85	1/2	148,730.97
9/16	147,572.64	9/16	147,805.76	9/16	148,038.89	9/16	148,272.01	9/16	148,505.13	9/16	148,738.26
5/8	147,579.92	5/8	147,813.05	5/8	148,046.17	5/8	148,279.30	5/8	148,512.42	5/8	148,745.54
11/16	147,587.21	11/16	147,820.33	11/16	148,053.46	11/16	148,286.58	11/16	148,519.70	11/16	148,752.83
3/4	147,594.49	3/4	147,827.62	3/4	148,060.74	3/4	148,293.87	3/4	148,526.99	3/4	148,760.11
13/16	147,601.78	13/16	147,834.90	13/16	148,068.03	13/16	148,301.15	13/16	148,534.27	13/16	148,767.40
7/8	147,609.06	7/8	147,842.19	7/8	148,075.31	7/8	148,308.44	7/8	148,541.56	7/8	148,774.68
15/16	147,616.35	15/16	147,849.47	15/16	148,082.60	15/16	148,315.72	15/16	148,548.84	15/16	148,781.97
3	147,623.63	5	147,856.76	7	148,089.88	9	148,323.01	11	148,556.13	1	148,789.25
1/16	147,630.92	1/16	147,864.05	1/16	148,097.17	1/16	148,330.29	1/16	148,563.41	1/16	148,796.54
1/8	147,638.20	1/8	147,871.33	1/8	148,104.45	1/8	148,337.58	1/8	148,570.70	1/8	148,803.82
3/16	147,645.49	3/16	147,878.62	3/16	148,111.74	3/16	148,344.86	3/16	148,577.98	3/16	148,811.11
1/4	147,652.77	1/4	147,885.90	1/4	148,119.02	1/4	148,352.15	1/4	148,585.27	1/4	148,818.39
5/16	147,660.06	5/16	147,893.19	5/16	148,126.31	5/16	148,359.43	5/16	148,592.55	5/16	148,825.68
3/8	147,667.34	3/8	147,900.47	3/8	148,133.59	3/8	148,366.72	3/8	148,599.84	3/8	148,832.96
7/16	147,674.63	7/16	147,907.76	7/16	148,140.88	7/16	148,374.00	7/16	148,607.12	7/16	148,840.25
1/2	147,681.91	1/2	147,915.04	1/2	148,148.16	1/2	148,381.29	1/2	148,614.41	1/2	148,847.53
9/16	147,689.20	9/16	147,922.33	9/16	148,155.45	9/16	148,388.57	9/16	148,621.69	9/16	148,854.82
5/8	147,696.49	5/8	147,929.61	5/8	148,162.73	5/8	148,395.86	5/8	148,628.98	5/8	148,862.10
11/16	147,703.77	11/16	147,936.90	11/16	148,170.02	11/16	148,403.14	11/16	148,636.27	11/16	148,869.39
3/4	147,711.06	3/4	147,944.18	3/4	148,177.30	3/4	148,410.43	3/4	148,643.55	3/4	148,876.67
13/16	147,718.34	13/16	147,951.47	13/16	148,184.59	13/16	148,417.71	13/16	148,650.84	13/16	148,883.96
7/8	147,725.63	7/8	147,958.75	7/8	148,191.87	7/8	148,425.00	7/8	148,658.12	7/8	148,891.24
15/16	147,732.91	15/16	147,966.04	15/16	148,199.16	15/16	148,432.28	15/16	148,665.41	15/16	148,898.53

This chart is Certified for Tank: 15 only. No changes are permissible without the written consent of GAUGE POINT CALIBRATION.

For calibration specification information, see certificate on page 1.

Tank No: 15
GAUGE POINT CALIBRATION
1-800-205-TANK

Red Hill, Pearl Harbor, Hawaii

Issue Date: 11/2/2005

Capacities given in barrels of 42 U.S. gallons.

Gauge Height: 257'-00 5/8"

in/in	123 FT	in/in	123 FT	in/in	123 FT	in/in	123 FT	in/in	123 FT	in/in	124 FT
2	148,905.81	4	149,138.94	6	149,372.06	8	149,605.18	10	149,838.31	0	150,071.43
1/16	148,913.10	1/16	149,146.22	1/16	149,379.34	1/16	149,612.47	1/16	149,845.59	1/16	150,078.71
1/8	148,920.38	1/8	149,153.51	1/8	149,386.63	1/8	149,619.75	1/8	149,852.88	1/8	150,086.00
3/16	148,927.67	3/16	149,160.79	3/16	149,393.91	3/16	149,627.04	3/16	149,860.16	3/16	150,093.28
1/4	148,934.95	1/4	149,168.08	1/4	149,401.20	1/4	149,634.32	1/4	149,867.45	1/4	150,100.57
5/16	148,942.24	5/16	149,175.36	5/16	149,408.48	5/16	149,641.61	5/16	149,874.73	5/16	150,107.85
3/8	148,949.52	3/8	149,182.65	3/8	149,415.77	3/8	149,648.89	3/8	149,882.02	3/8	150,115.14
7/16	148,956.81	7/16	149,189.93	7/16	149,423.06	7/16	149,656.18	7/16	149,889.30	7/16	150,122.42
1/2	148,964.09	1/2	149,197.22	1/2	149,430.34	1/2	149,663.46	1/2	149,896.59	1/2	150,129.71
9/16	148,971.38	9/16	149,204.50	9/16	149,437.63	9/16	149,670.75	9/16	149,903.87	9/16	150,136.99
5/8	148,978.66	5/8	149,211.79	5/8	149,444.91	5/8	149,678.03	5/8	149,911.16	5/8	150,144.28
11/16	148,985.95	11/16	149,219.07	11/16	149,452.20	11/16	149,685.32	11/16	149,918.44	11/16	150,151.56
3/4	148,993.23	3/4	149,226.36	3/4	149,459.48	3/4	149,692.60	3/4	149,925.73	3/4	150,158.85
13/16	149,000.52	13/16	149,233.64	13/16	149,466.77	13/16	149,699.89	13/16	149,933.01	13/16	150,166.13
7/8	149,007.80	7/8	149,240.93	7/8	149,474.05	7/8	149,707.17	7/8	149,940.30	7/8	150,173.42
15/16	149,015.09	15/16	149,248.21	15/16	149,481.34	15/16	149,714.46	15/16	149,947.58	15/16	150,180.70
3	149,022.38	5	149,255.50	7	149,488.62	9	149,721.74	11	149,954.87	1	150,187.99
1/16	149,029.66	1/16	149,262.78	1/16	149,495.91	1/16	149,729.03	1/16	149,962.15	1/16	150,195.28
1/8	149,036.95	1/8	149,270.07	1/8	149,503.19	1/8	149,736.31	1/8	149,969.44	1/8	150,202.56
3/16	149,044.23	3/16	149,277.35	3/16	149,510.48	3/16	149,743.60	3/16	149,976.72	3/16	150,209.85
1/4	149,051.52	1/4	149,284.64	1/4	149,517.76	1/4	149,750.88	1/4	149,984.01	1/4	150,217.13
5/16	149,058.80	5/16	149,291.92	5/16	149,525.05	5/16	149,758.17	5/16	149,991.29	5/16	150,224.42
3/8	149,066.09	3/8	149,299.21	3/8	149,532.33	3/8	149,765.45	3/8	149,998.58	3/8	150,231.70
7/16	149,073.37	7/16	149,306.49	7/16	149,539.62	7/16	149,772.74	7/16	150,005.86	7/16	150,238.99
1/2	149,080.66	1/2	149,313.78	1/2	149,546.90	1/2	149,780.02	1/2	150,013.15	1/2	150,246.27
9/16	149,087.94	9/16	149,321.06	9/16	149,554.19	9/16	149,787.31	9/16	150,020.43	9/16	150,253.56
5/8	149,095.23	5/8	149,328.35	5/8	149,561.47	5/8	149,794.59	5/8	150,027.72	5/8	150,260.84
11/16	149,102.51	11/16	149,335.63	11/16	149,568.76	11/16	149,801.88	11/16	150,035.00	11/16	150,268.13
3/4	149,109.80	3/4	149,342.92	3/4	149,576.04	3/4	149,809.17	3/4	150,042.29	3/4	150,275.41
13/16	149,117.08	13/16	149,350.20	13/16	149,583.33	13/16	149,816.45	13/16	150,049.57	13/16	150,282.70
7/8	149,124.37	7/8	149,357.49	7/8	149,590.61	7/8	149,823.74	7/8	150,056.86	7/8	150,289.98
15/16	149,131.65	15/16	149,364.77	15/16	149,597.90	15/16	149,831.02	15/16	150,064.14	15/16	150,297.27

This chart is Certified for Tank: 15 only. No changes are permissible without the written consent of GAUGE POINT CALIBRATION.

For calibration specification information, see certificate on page 1.

Tank No: 15
GAUGE POINT CALIBRATION
1-800-205-TANK

Red Hill, Pearl Harbor, Hawaii

Issue Date: 11/2/2005

Capacities given in barrels of 42 U.S. gallons.

Gauge Height: 257'-00 5/8"

in/in	124 FT	in/in	124 FT	in/in	124 FT	in/in	124 FT	in/in	124 FT	in/in	125 FT
2	150,304.55	4	150,537.67	6	150,770.80	8	151,003.92	10	151,237.04	0	151,470.17
1/16	150,311.84	1/16	150,544.96	1/16	150,778.08	1/16	151,011.21	1/16	151,244.33	1/16	151,477.45
1/8	150,319.12	1/8	150,552.24	1/8	150,785.37	1/8	151,018.49	1/8	151,251.61	1/8	151,484.74
3/16	150,326.41	3/16	150,559.53	3/16	150,792.65	3/16	151,025.78	3/16	151,258.90	3/16	151,492.02
1/4	150,333.69	1/4	150,566.81	1/4	150,799.94	1/4	151,033.06	1/4	151,266.18	1/4	151,499.31
5/16	150,340.98	5/16	150,574.10	5/16	150,807.22	5/16	151,040.35	5/16	151,273.47	5/16	151,506.59
3/8	150,348.26	3/8	150,581.39	3/8	150,814.51	3/8	151,047.63	3/8	151,280.75	3/8	151,513.88
7/16	150,355.55	7/16	150,588.67	7/16	150,821.79	7/16	151,054.92	7/16	151,288.04	7/16	151,521.16
1/2	150,362.83	1/2	150,595.96	1/2	150,829.08	1/2	151,062.20	1/2	151,295.32	1/2	151,528.45
9/16	150,370.12	9/16	150,603.24	9/16	150,836.36	9/16	151,069.49	9/16	151,302.61	9/16	151,535.73
5/8	150,377.40	5/8	150,610.53	5/8	150,843.65	5/8	151,076.77	5/8	151,309.89	5/8	151,543.02
11/16	150,384.69	11/16	150,617.81	11/16	150,850.93	11/16	151,084.06	11/16	151,317.18	11/16	151,550.30
3/4	150,391.97	3/4	150,625.10	3/4	150,858.22	3/4	151,091.34	3/4	151,324.46	3/4	151,557.59
13/16	150,399.26	13/16	150,632.38	13/16	150,865.50	13/16	151,098.63	13/16	151,331.75	13/16	151,564.87
7/8	150,406.54	7/8	150,639.67	7/8	150,872.79	7/8	151,105.91	7/8	151,339.03	7/8	151,572.16
15/16	150,413.83	15/16	150,646.95	15/16	150,880.07	15/16	151,113.20	15/16	151,346.32	15/16	151,579.44
3	150,421.11	5	150,654.24	7	150,887.36	9	151,120.48	11	151,353.60	1	151,586.73
1/16	150,428.40	1/16	150,661.52	1/16	150,894.64	1/16	151,127.77	1/16	151,360.89	1/16	151,594.01
1/8	150,435.68	1/8	150,668.81	1/8	150,901.93	1/8	151,135.05	1/8	151,368.18	1/8	151,601.30
3/16	150,442.97	3/16	150,676.09	3/16	150,909.21	3/16	151,142.34	3/16	151,375.46	3/16	151,608.58
1/4	150,450.25	1/4	150,683.38	1/4	150,916.50	1/4	151,149.62	1/4	151,382.75	1/4	151,615.87
5/16	150,457.54	5/16	150,690.66	5/16	150,923.78	5/16	151,156.91	5/16	151,390.03	5/16	151,623.15
3/8	150,464.82	3/8	150,697.95	3/8	150,931.07	3/8	151,164.19	3/8	151,397.32	3/8	151,630.44
7/16	150,472.11	7/16	150,705.23	7/16	150,938.35	7/16	151,171.48	7/16	151,404.60	7/16	151,637.72
1/2	150,479.39	1/2	150,712.52	1/2	150,945.64	1/2	151,178.76	1/2	151,411.89	1/2	151,645.01
9/16	150,486.68	9/16	150,719.80	9/16	150,952.92	9/16	151,186.05	9/16	151,419.17	9/16	151,652.29
5/8	150,493.96	5/8	150,727.09	5/8	150,960.21	5/8	151,193.33	5/8	151,426.46	5/8	151,659.58
11/16	150,501.25	11/16	150,734.37	11/16	150,967.50	11/16	151,200.62	11/16	151,433.74	11/16	151,666.86
3/4	150,508.53	3/4	150,741.66	3/4	150,974.78	3/4	151,207.90	3/4	151,441.03	3/4	151,674.15
13/16	150,515.82	13/16	150,748.94	13/16	150,982.07	13/16	151,215.19	13/16	151,448.31	13/16	151,681.43
7/8	150,523.10	7/8	150,756.23	7/8	150,989.35	7/8	151,222.47	7/8	151,455.60	7/8	151,688.72
15/16	150,530.39	15/16	150,763.51	15/16	150,996.64	15/16	151,229.76	15/16	151,462.88	15/16	151,696.00

This chart is Certified for Tank: 15 only. No changes are permissible without the written consent of GAUGE POINT CALIBRATION.

For calibration specification information, see certificate on page 1.

Tank No: 15
GAUGE POINT CALIBRATION
1-800-205-TANK

Red Hill, Pearl Harbor, Hawaii

Issue Date: 11/2/2005

Capacities given in barrels of 42 U.S. gallons.

Gauge Height: 257'-00 5/8"

in/in	125 FT	in/in	125 FT	in/in	125 FT	in/in	125 FT	in/in	125 FT	in/in	126 FT
2	151,703.29	4	151,936.41	6	152,169.54	8	152,402.66	10	152,635.78	0	152,868.90
1/16	151,710.57	1/16	151,943.70	1/16	152,176.82	1/16	152,409.94	1/16	152,643.07	1/16	152,876.19
1/8	151,717.86	1/8	151,950.98	1/8	152,184.11	1/8	152,417.23	1/8	152,650.35	1/8	152,883.47
3/16	151,725.14	3/16	151,958.27	3/16	152,191.39	3/16	152,424.51	3/16	152,657.64	3/16	152,890.76
1/4	151,732.43	1/4	151,965.55	1/4	152,198.68	1/4	152,431.80	1/4	152,664.92	1/4	152,898.04
5/16	151,739.71	5/16	151,972.84	5/16	152,205.96	5/16	152,439.08	5/16	152,672.21	5/16	152,905.33
3/8	151,747.00	3/8	151,980.12	3/8	152,213.25	3/8	152,446.37	3/8	152,679.49	3/8	152,912.61
7/16	151,754.29	7/16	151,987.41	7/16	152,220.53	7/16	152,453.65	7/16	152,686.78	7/16	152,919.90
1/2	151,761.57	1/2	151,994.69	1/2	152,227.82	1/2	152,460.94	1/2	152,694.06	1/2	152,927.19
9/16	151,768.86	9/16	152,001.98	9/16	152,235.10	9/16	152,468.22	9/16	152,701.35	9/16	152,934.47
5/8	151,776.14	5/8	152,009.26	5/8	152,242.39	5/8	152,475.51	5/8	152,708.63	5/8	152,941.76
11/16	151,783.43	11/16	152,016.55	11/16	152,249.67	11/16	152,482.79	11/16	152,715.92	11/16	152,949.04
3/4	151,790.71	3/4	152,023.83	3/4	152,256.96	3/4	152,490.08	3/4	152,723.20	3/4	152,956.33
13/16	151,798.00	13/16	152,031.12	13/16	152,264.24	13/16	152,497.36	13/16	152,730.49	13/16	152,963.61
7/8	151,805.28	7/8	152,038.40	7/8	152,271.53	7/8	152,504.65	7/8	152,737.77	7/8	152,970.90
15/16	151,812.57	15/16	152,045.69	15/16	152,278.81	15/16	152,511.93	15/16	152,745.06	15/16	152,978.18
3	151,819.85	5	152,052.97	7	152,286.10	9	152,519.22	11	152,752.34	1	152,985.47
1/16	151,827.14	1/16	152,060.26	1/16	152,293.38	1/16	152,526.51	1/16	152,759.63	1/16	152,992.75
1/8	151,834.42	1/8	152,067.54	1/8	152,300.67	1/8	152,533.79	1/8	152,766.91	1/8	153,000.04
3/16	151,841.71	3/16	152,074.83	3/16	152,307.95	3/16	152,541.08	3/16	152,774.20	3/16	153,007.32
1/4	151,848.99	1/4	152,082.11	1/4	152,315.24	1/4	152,548.36	1/4	152,781.48	1/4	153,014.61
5/16	151,856.28	5/16	152,089.40	5/16	152,322.52	5/16	152,555.65	5/16	152,788.77	5/16	153,021.89
3/8	151,863.56	3/8	152,096.68	3/8	152,329.81	3/8	152,562.93	3/8	152,796.05	3/8	153,029.18
7/16	151,870.85	7/16	152,103.97	7/16	152,337.09	7/16	152,570.22	7/16	152,803.34	7/16	153,036.46
1/2	151,878.13	1/2	152,111.25	1/2	152,344.38	1/2	152,577.50	1/2	152,810.62	1/2	153,043.75
9/16	151,885.42	9/16	152,118.54	9/16	152,351.66	9/16	152,584.79	9/16	152,817.91	9/16	153,051.03
5/8	151,892.70	5/8	152,125.82	5/8	152,358.95	5/8	152,592.07	5/8	152,825.19	5/8	153,058.32
11/16	151,899.99	11/16	152,133.11	11/16	152,366.23	11/16	152,599.36	11/16	152,832.48	11/16	153,065.60
3/4	151,907.27	3/4	152,140.40	3/4	152,373.52	3/4	152,606.64	3/4	152,839.76	3/4	153,072.89
13/16	151,914.56	13/16	152,147.68	13/16	152,380.80	13/16	152,613.93	13/16	152,847.05	13/16	153,080.17
7/8	151,921.84	7/8	152,154.97	7/8	152,388.09	7/8	152,621.21	7/8	152,854.33	7/8	153,087.46
15/16	151,929.13	15/16	152,162.25	15/16	152,395.37	15/16	152,628.50	15/16	152,861.62	15/16	153,094.74

This chart is Certified for Tank: 15 only. No changes are permissible without the written consent of GAUGE POINT CALIBRATION.

For calibration specification information, see certificate on page 1.

Tank No: 15
GAUGE POINT CALIBRATION
1-800-205-TANK

Red Hill, Pearl Harbor, Hawaii

Issue Date: 11/2/2005

Capacities given in barrels of 42 U.S. gallons.

Gauge Height: 257'-00 5/8"

in/in	126 FT	in/in	126 FT	in/in	126 FT	in/in	126 FT	in/in	126 FT	in/in	127 FT
2	153,102.03	4	153,335.15	6	153,568.27	8	153,801.40	10	154,034.52	0	154,267.64
1/16	153,109.31	1/16	153,342.44	1/16	153,575.56	1/16	153,808.68	1/16	154,041.80	1/16	154,274.93
1/8	153,116.60	1/8	153,349.72	1/8	153,582.84	1/8	153,815.97	1/8	154,049.09	1/8	154,282.21
3/16	153,123.88	3/16	153,357.01	3/16	153,590.13	3/16	153,823.25	3/16	154,056.37	3/16	154,289.50
1/4	153,131.17	1/4	153,364.29	1/4	153,597.41	1/4	153,830.54	1/4	154,063.66	1/4	154,296.78
5/16	153,138.45	5/16	153,371.58	5/16	153,604.70	5/16	153,837.82	5/16	154,070.94	5/16	154,304.07
3/8	153,145.74	3/8	153,378.86	3/8	153,611.98	3/8	153,845.11	3/8	154,078.23	3/8	154,311.35
7/16	153,153.02	7/16	153,386.15	7/16	153,619.27	7/16	153,852.39	7/16	154,085.52	7/16	154,318.64
1/2	153,160.31	1/2	153,393.43	1/2	153,626.55	1/2	153,859.68	1/2	154,092.80	1/2	154,325.92
9/16	153,167.59	9/16	153,400.72	9/16	153,633.84	9/16	153,866.96	9/16	154,100.09	9/16	154,333.21
5/8	153,174.88	5/8	153,408.00	5/8	153,641.12	5/8	153,874.25	5/8	154,107.37	5/8	154,340.49
11/16	153,182.16	11/16	153,415.29	11/16	153,648.41	11/16	153,881.53	11/16	154,114.66	11/16	154,347.78
3/4	153,189.45	3/4	153,422.57	3/4	153,655.69	3/4	153,888.82	3/4	154,121.94	3/4	154,355.06
13/16	153,196.73	13/16	153,429.86	13/16	153,662.98	13/16	153,896.10	13/16	154,129.23	13/16	154,362.35
7/8	153,204.02	7/8	153,437.14	7/8	153,670.26	7/8	153,903.39	7/8	154,136.51	7/8	154,369.63
15/16	153,211.30	15/16	153,444.43	15/16	153,677.55	15/16	153,910.67	15/16	154,143.80	15/16	154,376.92
3	153,218.59	5	153,451.71	7	153,684.83	9	153,917.96	11	154,151.08	1	154,384.20
1/16	153,225.87	1/16	153,459.00	1/16	153,692.12	1/16	153,925.24	1/16	154,158.37	1/16	154,391.49
1/8	153,233.16	1/8	153,466.28	1/8	153,699.41	1/8	153,932.53	1/8	154,165.65	1/8	154,398.77
3/16	153,240.44	3/16	153,473.57	3/16	153,706.69	3/16	153,939.81	3/16	154,172.94	3/16	154,406.06
1/4	153,247.73	1/4	153,480.85	1/4	153,713.98	1/4	153,947.10	1/4	154,180.22	1/4	154,413.34
5/16	153,255.01	5/16	153,488.14	5/16	153,721.26	5/16	153,954.38	5/16	154,187.51	5/16	154,420.63
3/8	153,262.30	3/8	153,495.42	3/8	153,728.55	3/8	153,961.67	3/8	154,194.79	3/8	154,427.91
7/16	153,269.58	7/16	153,502.71	7/16	153,735.83	7/16	153,968.95	7/16	154,202.08	7/16	154,435.20
1/2	153,276.87	1/2	153,509.99	1/2	153,743.12	1/2	153,976.24	1/2	154,209.36	1/2	154,442.48
9/16	153,284.15	9/16	153,517.28	9/16	153,750.40	9/16	153,983.52	9/16	154,216.65	9/16	154,449.77
5/8	153,291.44	5/8	153,524.56	5/8	153,757.69	5/8	153,990.81	5/8	154,223.93	5/8	154,457.05
11/16	153,298.72	11/16	153,531.85	11/16	153,764.97	11/16	153,998.09	11/16	154,231.22	11/16	154,464.34
3/4	153,306.01	3/4	153,539.13	3/4	153,772.26	3/4	154,005.38	3/4	154,238.50	3/4	154,471.62
13/16	153,313.30	13/16	153,546.42	13/16	153,779.54	13/16	154,012.66	13/16	154,245.79	13/16	154,478.91
7/8	153,320.58	7/8	153,553.70	7/8	153,786.83	7/8	154,019.95	7/8	154,253.07	7/8	154,486.20
15/16	153,327.87	15/16	153,560.99	15/16	153,794.11	15/16	154,027.23	15/16	154,260.36	15/16	154,493.48

This chart is Certified for Tank: 15 only. No changes are permissible without the written consent of GAUGE POINT CALIBRATION.

For calibration specification information, see certificate on page 1.

Tank No: 15
GAUGE POINT CALIBRATION
1-800-205-TANK

Red Hill, Pearl Harbor, Hawaii

Issue Date: 11/2/2005

Capacities given in barrels of 42 U.S. gallons.

Gauge Height: 257'-00 5/8"

in/in	127 FT	in/in	127 FT	in/in	127 FT	in/in	127 FT	in/in	127 FT	in/in	128 FT
2	154,500.77	4	154,733.89	6	154,967.01	8	155,200.13	10	155,433.26	0	155,666.38
1/16	154,508.05	1/16	154,741.17	1/16	154,974.30	1/16	155,207.42	1/16	155,440.54	1/16	155,673.67
1/8	154,515.34	1/8	154,748.46	1/8	154,981.58	1/8	155,214.70	1/8	155,447.83	1/8	155,680.95
3/16	154,522.62	3/16	154,755.74	3/16	154,988.87	3/16	155,221.99	3/16	155,455.11	3/16	155,688.24
1/4	154,529.91	1/4	154,763.03	1/4	154,996.15	1/4	155,229.27	1/4	155,462.40	1/4	155,695.52
5/16	154,537.19	5/16	154,770.31	5/16	155,003.44	5/16	155,236.56	5/16	155,469.68	5/16	155,702.81
3/8	154,544.48	3/8	154,777.60	3/8	155,010.72	3/8	155,243.84	3/8	155,476.97	3/8	155,710.09
7/16	154,551.76	7/16	154,784.88	7/16	155,018.01	7/16	155,251.13	7/16	155,484.25	7/16	155,717.38
1/2	154,559.05	1/2	154,792.17	1/2	155,025.29	1/2	155,258.42	1/2	155,491.54	1/2	155,724.66
9/16	154,566.33	9/16	154,799.45	9/16	155,032.58	9/16	155,265.70	9/16	155,498.82	9/16	155,731.95
5/8	154,573.62	5/8	154,806.74	5/8	155,039.86	5/8	155,272.99	5/8	155,506.11	5/8	155,739.23
11/16	154,580.90	11/16	154,814.02	11/16	155,047.15	11/16	155,280.27	11/16	155,513.39	11/16	155,746.52
3/4	154,588.19	3/4	154,821.31	3/4	155,054.43	3/4	155,287.56	3/4	155,520.68	3/4	155,753.80
13/16	154,595.47	13/16	154,828.59	13/16	155,061.72	13/16	155,294.84	13/16	155,527.96	13/16	155,761.09
7/8	154,602.76	7/8	154,835.88	7/8	155,069.00	7/8	155,302.13	7/8	155,535.25	7/8	155,768.37
15/16	154,610.04	15/16	154,843.16	15/16	155,076.29	15/16	155,309.41	15/16	155,542.53	15/16	155,775.66
3	154,617.33	5	154,850.45	7	155,083.57	9	155,316.70	11	155,549.82	1	155,782.94
1/16	154,624.61	1/16	154,857.73	1/16	155,090.86	1/16	155,323.98	1/16	155,557.10	1/16	155,790.23
1/8	154,631.90	1/8	154,865.02	1/8	155,098.14	1/8	155,331.27	1/8	155,564.39	1/8	155,797.51
3/16	154,639.18	3/16	154,872.31	3/16	155,105.43	3/16	155,338.55	3/16	155,571.67	3/16	155,804.80
1/4	154,646.47	1/4	154,879.59	1/4	155,112.71	1/4	155,345.84	1/4	155,578.96	1/4	155,812.08
5/16	154,653.75	5/16	154,886.88	5/16	155,120.00	5/16	155,353.12	5/16	155,586.24	5/16	155,819.37
3/8	154,661.04	3/8	154,894.16	3/8	155,127.28	3/8	155,360.41	3/8	155,593.53	3/8	155,826.65
7/16	154,668.32	7/16	154,901.45	7/16	155,134.57	7/16	155,367.69	7/16	155,600.81	7/16	155,833.94
1/2	154,675.61	1/2	154,908.73	1/2	155,141.85	1/2	155,374.98	1/2	155,608.10	1/2	155,841.22
9/16	154,682.89	9/16	154,916.02	9/16	155,149.14	9/16	155,382.26	9/16	155,615.38	9/16	155,848.51
5/8	154,690.18	5/8	154,923.30	5/8	155,156.42	5/8	155,389.55	5/8	155,622.67	5/8	155,855.79
11/16	154,697.46	11/16	154,930.59	11/16	155,163.71	11/16	155,396.83	11/16	155,629.95	11/16	155,863.08
3/4	154,704.75	3/4	154,937.87	3/4	155,170.99	3/4	155,404.12	3/4	155,637.24	3/4	155,870.36
13/16	154,712.03	13/16	154,945.16	13/16	155,178.28	13/16	155,411.40	13/16	155,644.53	13/16	155,877.65
7/8	154,719.32	7/8	154,952.44	7/8	155,185.56	7/8	155,418.69	7/8	155,651.81	7/8	155,884.93
15/16	154,726.60	15/16	154,959.73	15/16	155,192.85	15/16	155,425.97	15/16	155,659.10	15/16	155,892.22

This chart is Certified for Tank: 15 only. No changes are permissible without the written consent of GAUGE POINT CALIBRATION.

For calibration specification information, see certificate on page 1.

Tank No: 15
GAUGE POINT CALIBRATION
1-800-205-TANK

Red Hill, Pearl Harbor, Hawaii

Issue Date: 11/2/2005

Capacities given in barrels of 42 U.S. gallons.

Gauge Height: 257'-00 5/8"

in/in	128 FT	in/in	128 FT	in/in	128 FT	in/in	128 FT	in/in	128 FT	in/in	129 FT
2	155,899.50	4	156,132.63	6	156,365.75	8	156,598.87	10	156,832.00	0	157,065.12
1/16	155,906.79	1/16	156,139.91	1/16	156,373.03	1/16	156,606.16	1/16	156,839.28	1/16	157,072.40
1/8	155,914.07	1/8	156,147.20	1/8	156,380.32	1/8	156,613.44	1/8	156,846.57	1/8	157,079.69
3/16	155,921.36	3/16	156,154.48	3/16	156,387.60	3/16	156,620.73	3/16	156,853.85	3/16	157,086.97
1/4	155,928.64	1/4	156,161.77	1/4	156,394.89	1/4	156,628.01	1/4	156,861.14	1/4	157,094.26
5/16	155,935.93	5/16	156,169.05	5/16	156,402.17	5/16	156,635.30	5/16	156,868.42	5/16	157,101.54
3/8	155,943.21	3/8	156,176.34	3/8	156,409.46	3/8	156,642.58	3/8	156,875.71	3/8	157,108.83
7/16	155,950.50	7/16	156,183.62	7/16	156,416.74	7/16	156,649.87	7/16	156,882.99	7/16	157,116.11
1/2	155,957.78	1/2	156,190.91	1/2	156,424.03	1/2	156,657.15	1/2	156,890.28	1/2	157,123.40
9/16	155,965.07	9/16	156,198.19	9/16	156,431.32	9/16	156,664.44	9/16	156,897.56	9/16	157,130.68
5/8	155,972.35	5/8	156,205.48	5/8	156,438.60	5/8	156,671.72	5/8	156,904.85	5/8	157,137.97
11/16	155,979.64	11/16	156,212.76	11/16	156,445.89	11/16	156,679.01	11/16	156,912.13	11/16	157,145.25
3/4	155,986.92	3/4	156,220.05	3/4	156,453.17	3/4	156,686.29	3/4	156,919.42	3/4	157,152.54
13/16	155,994.21	13/16	156,227.33	13/16	156,460.46	13/16	156,693.58	13/16	156,926.70	13/16	157,159.82
7/8	156,001.49	7/8	156,234.62	7/8	156,467.74	7/8	156,700.86	7/8	156,933.99	7/8	157,167.11
15/16	156,008.78	15/16	156,241.90	15/16	156,475.03	15/16	156,708.15	15/16	156,941.27	15/16	157,174.39
3	156,016.06	5	156,249.19	7	156,482.31	9	156,715.43	11	156,948.56	1	157,181.68
1/16	156,023.35	1/16	156,256.47	1/16	156,489.60	1/16	156,722.72	1/16	156,955.84	1/16	157,188.96
1/8	156,030.63	1/8	156,263.76	1/8	156,496.88	1/8	156,730.00	1/8	156,963.13	1/8	157,196.25
3/16	156,037.92	3/16	156,271.04	3/16	156,504.17	3/16	156,737.29	3/16	156,970.41	3/16	157,203.54
1/4	156,045.21	1/4	156,278.33	1/4	156,511.45	1/4	156,744.57	1/4	156,977.70	1/4	157,210.82
5/16	156,052.49	5/16	156,285.61	5/16	156,518.74	5/16	156,751.86	5/16	156,984.98	5/16	157,218.11
3/8	156,059.78	3/8	156,292.90	3/8	156,526.02	3/8	156,759.14	3/8	156,992.27	3/8	157,225.39
7/16	156,067.06	7/16	156,300.18	7/16	156,533.31	7/16	156,766.43	7/16	156,999.55	7/16	157,232.68
1/2	156,074.35	1/2	156,307.47	1/2	156,540.59	1/2	156,773.71	1/2	157,006.84	1/2	157,239.96
9/16	156,081.63	9/16	156,314.75	9/16	156,547.88	9/16	156,781.00	9/16	157,014.12	9/16	157,247.25
5/8	156,088.92	5/8	156,322.04	5/8	156,555.16	5/8	156,788.28	5/8	157,021.41	5/8	157,254.53
11/16	156,096.20	11/16	156,329.32	11/16	156,562.45	11/16	156,795.57	11/16	157,028.69	11/16	157,261.82
3/4	156,103.49	3/4	156,336.61	3/4	156,569.73	3/4	156,802.85	3/4	157,035.98	3/4	157,269.10
13/16	156,110.77	13/16	156,343.89	13/16	156,577.02	13/16	156,810.14	13/16	157,043.26	13/16	157,276.39
7/8	156,118.06	7/8	156,351.18	7/8	156,584.30	7/8	156,817.43	7/8	157,050.55	7/8	157,283.67
15/16	156,125.34	15/16	156,358.46	15/16	156,591.59	15/16	156,824.71	15/16	157,057.83	15/16	157,290.96

This chart is Certified for Tank: 15 only. No changes are permissible without the written consent of GAUGE POINT CALIBRATION.

For calibration specification information, see certificate on page 1.

Tank No: 15
GAUGE POINT CALIBRATION
1-800-205-TANK

Red Hill, Pearl Harbor, Hawaii

Issue Date: 11/2/2005

Capacities given in barrels of 42 U.S. gallons.

Gauge Height: 257'-00 5/8"

in/in	129 FT	in/in	129 FT	in/in	129 FT	in/in	129 FT	in/in	129 FT	in/in	130 FT
2	157,298.24	4	157,531.36	6	157,764.49	8	157,997.61	10	158,230.73	0	158,463.86
1/16	157,305.53	1/16	157,538.65	1/16	157,771.77	1/16	158,004.90	1/16	158,238.02	1/16	158,471.14
1/8	157,312.81	1/8	157,545.93	1/8	157,779.06	1/8	158,012.18	1/8	158,245.30	1/8	158,478.43
3/16	157,320.10	3/16	157,553.22	3/16	157,786.34	3/16	158,019.47	3/16	158,252.59	3/16	158,485.71
1/4	157,327.38	1/4	157,560.50	1/4	157,793.63	1/4	158,026.75	1/4	158,259.87	1/4	158,493.00
5/16	157,334.67	5/16	157,567.79	5/16	157,800.91	5/16	158,034.04	5/16	158,267.16	5/16	158,500.28
3/8	157,341.95	3/8	157,575.07	3/8	157,808.20	3/8	158,041.32	3/8	158,274.44	3/8	158,507.57
7/16	157,349.24	7/16	157,582.36	7/16	157,815.48	7/16	158,048.61	7/16	158,281.73	7/16	158,514.85
1/2	157,356.52	1/2	157,589.65	1/2	157,822.77	1/2	158,055.89	1/2	158,289.01	1/2	158,522.14
9/16	157,363.81	9/16	157,596.93	9/16	157,830.05	9/16	158,063.18	9/16	158,296.30	9/16	158,529.42
5/8	157,371.09	5/8	157,604.22	5/8	157,837.34	5/8	158,070.46	5/8	158,303.58	5/8	158,536.71
11/16	157,378.38	11/16	157,611.50	11/16	157,844.62	11/16	158,077.75	11/16	158,310.87	11/16	158,543.99
3/4	157,385.66	3/4	157,618.79	3/4	157,851.91	3/4	158,085.03	3/4	158,318.15	3/4	158,551.28
13/16	157,392.95	13/16	157,626.07	13/16	157,859.19	13/16	158,092.32	13/16	158,325.44	13/16	158,558.56
7/8	157,400.23	7/8	157,633.36	7/8	157,866.48	7/8	158,099.60	7/8	158,332.72	7/8	158,565.85
15/16	157,407.52	15/16	157,640.64	15/16	157,873.76	15/16	158,106.89	15/16	158,340.01	15/16	158,573.13
3	157,414.80	5	157,647.93	7	157,881.05	9	158,114.17	11	158,347.29	1	158,580.42
1/16	157,422.09	1/16	157,655.21	1/16	157,888.33	1/16	158,121.46	1/16	158,354.58	1/16	158,587.70
1/8	157,429.37	1/8	157,662.50	1/8	157,895.62	1/8	158,128.74	1/8	158,361.86	1/8	158,594.99
3/16	157,436.66	3/16	157,669.78	3/16	157,902.90	3/16	158,136.03	3/16	158,369.15	3/16	158,602.27
1/4	157,443.94	1/4	157,677.07	1/4	157,910.19	1/4	158,143.31	1/4	158,376.44	1/4	158,609.56
5/16	157,451.23	5/16	157,684.35	5/16	157,917.47	5/16	158,150.60	5/16	158,383.72	5/16	158,616.84
3/8	157,458.51	3/8	157,691.64	3/8	157,924.76	3/8	158,157.88	3/8	158,391.01	3/8	158,624.13
7/16	157,465.80	7/16	157,698.92	7/16	157,932.04	7/16	158,165.17	7/16	158,398.29	7/16	158,631.41
1/2	157,473.08	1/2	157,706.21	1/2	157,939.33	1/2	158,172.45	1/2	158,405.58	1/2	158,638.70
9/16	157,480.37	9/16	157,713.49	9/16	157,946.61	9/16	158,179.74	9/16	158,412.86	9/16	158,645.98
5/8	157,487.65	5/8	157,720.78	5/8	157,953.90	5/8	158,187.02	5/8	158,420.15	5/8	158,653.27
11/16	157,494.94	11/16	157,728.06	11/16	157,961.18	11/16	158,194.31	11/16	158,427.43	11/16	158,660.55
3/4	157,502.22	3/4	157,735.35	3/4	157,968.47	3/4	158,201.59	3/4	158,434.72	3/4	158,667.84
13/16	157,509.51	13/16	157,742.63	13/16	157,975.75	13/16	158,208.88	13/16	158,442.00	13/16	158,675.12
7/8	157,516.79	7/8	157,749.92	7/8	157,983.04	7/8	158,216.16	7/8	158,449.29	7/8	158,682.41
15/16	157,524.08	15/16	157,757.20	15/16	157,990.33	15/16	158,223.45	15/16	158,456.57	15/16	158,689.69

This chart is Certified for Tank: 15 only. No changes are permissible without the written consent of GAUGE POINT CALIBRATION.

For calibration specification information, see certificate on page 1.

Tank No: 15
GAUGE POINT CALIBRATION
1-800-205-TANK

Red Hill, Pearl Harbor, Hawaii

Issue Date: 11/2/2005

Capacities given in barrels of 42 U.S. gallons.

Gauge Height: 257'-00 5/8"

in/in	130 FT	in/in	130 FT	in/in	130 FT	in/in	130 FT	in/in	130 FT	in/in	131 FT
2	158,696.98	4	158,930.10	6	159,163.23	8	159,396.35	10	159,629.47	0	159,862.59
1/16	158,704.26	1/16	158,937.39	1/16	159,170.51	1/16	159,403.63	1/16	159,636.76	1/16	159,869.88
1/8	158,711.55	1/8	158,944.67	1/8	159,177.80	1/8	159,410.92	1/8	159,644.04	1/8	159,877.16
3/16	158,718.83	3/16	158,951.96	3/16	159,185.08	3/16	159,418.20	3/16	159,651.33	3/16	159,884.45
1/4	158,726.12	1/4	158,959.24	1/4	159,192.37	1/4	159,425.49	1/4	159,658.61	1/4	159,891.73
5/16	158,733.40	5/16	158,966.53	5/16	159,199.65	5/16	159,432.77	5/16	159,665.90	5/16	159,899.02
3/8	158,740.69	3/8	158,973.81	3/8	159,206.94	3/8	159,440.06	3/8	159,673.18	3/8	159,906.30
7/16	158,747.97	7/16	158,981.10	7/16	159,214.22	7/16	159,447.34	7/16	159,680.47	7/16	159,913.59
1/2	158,755.26	1/2	158,988.38	1/2	159,221.51	1/2	159,454.63	1/2	159,687.75	1/2	159,920.87
9/16	158,762.55	9/16	158,995.67	9/16	159,228.79	9/16	159,461.91	9/16	159,695.04	9/16	159,928.16
5/8	158,769.83	5/8	159,002.95	5/8	159,236.08	5/8	159,469.20	5/8	159,702.32	5/8	159,935.45
11/16	158,777.12	11/16	159,010.24	11/16	159,243.36	11/16	159,476.48	11/16	159,709.61	11/16	159,942.73
3/4	158,784.40	3/4	159,017.52	3/4	159,250.65	3/4	159,483.77	3/4	159,716.89	3/4	159,950.02
13/16	158,791.69	13/16	159,024.81	13/16	159,257.93	13/16	159,491.05	13/16	159,724.18	13/16	159,957.30
7/8	158,798.97	7/8	159,032.09	7/8	159,265.22	7/8	159,498.34	7/8	159,731.46	7/8	159,964.59
15/16	158,806.26	15/16	159,039.38	15/16	159,272.50	15/16	159,505.62	15/16	159,738.75	15/16	159,971.87
3	158,813.54	5	159,046.66	7	159,279.79	9	159,512.91	11	159,746.03	1	159,979.16
1/16	158,820.83	1/16	159,053.95	1/16	159,287.07	1/16	159,520.19	1/16	159,753.32	1/16	159,986.44
1/8	158,828.11	1/8	159,061.23	1/8	159,294.36	1/8	159,527.48	1/8	159,760.60	1/8	159,993.73
3/16	158,835.40	3/16	159,068.52	3/16	159,301.64	3/16	159,534.76	3/16	159,767.89	3/16	160,001.01
1/4	158,842.68	1/4	159,075.80	1/4	159,308.93	1/4	159,542.05	1/4	159,775.17	1/4	160,008.30
5/16	158,849.97	5/16	159,083.09	5/16	159,316.21	5/16	159,549.34	5/16	159,782.46	5/16	160,015.58
3/8	158,857.25	3/8	159,090.37	3/8	159,323.50	3/8	159,556.62	3/8	159,789.74	3/8	160,022.87
7/16	158,864.54	7/16	159,097.66	7/16	159,330.78	7/16	159,563.91	7/16	159,797.03	7/16	160,030.15
1/2	158,871.82	1/2	159,104.94	1/2	159,338.07	1/2	159,571.19	1/2	159,804.31	1/2	160,037.44
9/16	158,879.11	9/16	159,112.23	9/16	159,345.35	9/16	159,578.48	9/16	159,811.60	9/16	160,044.72
5/8	158,886.39	5/8	159,119.51	5/8	159,352.64	5/8	159,585.76	5/8	159,818.88	5/8	160,052.01
11/16	158,893.68	11/16	159,126.80	11/16	159,359.92	11/16	159,593.05	11/16	159,826.17	11/16	160,059.29
3/4	158,900.96	3/4	159,134.08	3/4	159,367.21	3/4	159,600.33	3/4	159,833.45	3/4	160,066.58
13/16	158,908.25	13/16	159,141.37	13/16	159,374.49	13/16	159,607.62	13/16	159,840.74	13/16	160,073.86
7/8	158,915.53	7/8	159,148.66	7/8	159,381.78	7/8	159,614.90	7/8	159,848.02	7/8	160,081.15
15/16	158,922.82	15/16	159,155.94	15/16	159,389.06	15/16	159,622.19	15/16	159,855.31	15/16	160,088.43

This chart is Certified for Tank: 15 only. No changes are permissible without the written consent of GAUGE POINT CALIBRATION.

For calibration specification information, see certificate on page 1.

Tank No: 15
GAUGE POINT CALIBRATION
1-800-205-TANK

Red Hill, Pearl Harbor, Hawaii

Issue Date: 11/2/2005

Capacities given in barrels of 42 U.S. gallons.

Gauge Height: 257'-00 5/8"

in/in	131 FT	in/in	131 FT	in/in	131 FT	in/in	131 FT	in/in	131 FT	in/in	132 FT
2	160,095.72	4	160,328.84	6	160,561.96	8	160,795.09	10	161,028.15	0	161,261.27
1/16	160,103.00	1/16	160,336.13	1/16	160,569.25	1/16	160,802.37	1/16	161,035.43	1/16	161,268.55
1/8	160,110.29	1/8	160,343.41	1/8	160,576.53	1/8	160,809.65	1/8	161,042.72	1/8	161,275.84
3/16	160,117.57	3/16	160,350.70	3/16	160,583.82	3/16	160,816.93	3/16	161,050.00	3/16	161,283.12
1/4	160,124.86	1/4	160,357.98	1/4	160,591.10	1/4	160,824.21	1/4	161,057.29	1/4	161,290.41
5/16	160,132.14	5/16	160,365.27	5/16	160,598.39	5/16	160,831.49	5/16	161,064.57	5/16	161,297.69
3/8	160,139.43	3/8	160,372.55	3/8	160,605.67	3/8	160,838.77	3/8	161,071.86	3/8	161,304.98
7/16	160,146.71	7/16	160,379.84	7/16	160,612.96	7/16	160,846.05	7/16	161,079.14	7/16	161,312.26
1/2	160,154.00	1/2	160,387.12	1/2	160,620.24	1/2	160,853.34	1/2	161,086.43	1/2	161,319.55
9/16	160,161.28	9/16	160,394.41	9/16	160,627.53	9/16	160,860.62	9/16	161,093.71	9/16	161,326.83
5/8	160,168.57	5/8	160,401.69	5/8	160,634.81	5/8	160,867.90	5/8	161,101.00	5/8	161,334.12
11/16	160,175.85	11/16	160,408.98	11/16	160,642.10	11/16	160,875.18	11/16	161,108.28	11/16	161,341.40
3/4	160,183.14	3/4	160,416.26	3/4	160,649.38	3/4	160,882.46	3/4	161,115.57	3/4	161,348.69
13/16	160,190.42	13/16	160,423.55	13/16	160,656.67	13/16	160,889.74	13/16	161,122.85	13/16	161,355.97
7/8	160,197.71	7/8	160,430.83	7/8	160,663.95	7/8	160,897.02	7/8	161,130.14	7/8	161,363.26
15/16	160,204.99	15/16	160,438.12	15/16	160,671.24	15/16	160,904.30	15/16	161,137.42	15/16	161,370.55
3	160,212.28	5	160,445.40	7	160,678.52	9	160,911.58	11	161,144.71	1	161,377.83
1/16	160,219.56	1/16	160,452.69	1/16	160,685.81	1/16	160,918.87	1/16	161,151.99	1/16	161,385.12
1/8	160,226.85	1/8	160,459.97	1/8	160,693.09	1/8	160,926.15	1/8	161,159.28	1/8	161,392.40
3/16	160,234.13	3/16	160,467.26	3/16	160,700.38	3/16	160,933.44	3/16	161,166.56	3/16	161,399.69
1/4	160,241.42	1/4	160,474.54	1/4	160,707.67	1/4	160,940.72	1/4	161,173.85	1/4	161,406.97
5/16	160,248.70	5/16	160,481.83	5/16	160,714.95	5/16	160,948.01	5/16	161,181.13	5/16	161,414.26
3/8	160,255.99	3/8	160,489.11	3/8	160,722.24	3/8	160,955.29	3/8	161,188.42	3/8	161,421.54
7/16	160,263.27	7/16	160,496.40	7/16	160,729.52	7/16	160,962.58	7/16	161,195.70	7/16	161,428.83
1/2	160,270.56	1/2	160,503.68	1/2	160,736.81	1/2	160,969.86	1/2	161,202.99	1/2	161,436.11
9/16	160,277.84	9/16	160,510.97	9/16	160,744.09	9/16	160,977.15	9/16	161,210.27	9/16	161,443.40
5/8	160,285.13	5/8	160,518.25	5/8	160,751.38	5/8	160,984.44	5/8	161,217.56	5/8	161,450.68
11/16	160,292.41	11/16	160,525.54	11/16	160,758.66	11/16	160,991.72	11/16	161,224.84	11/16	161,457.97
3/4	160,299.70	3/4	160,532.82	3/4	160,765.95	3/4	160,999.01	3/4	161,232.13	3/4	161,465.25
13/16	160,306.98	13/16	160,540.11	13/16	160,773.23	13/16	161,006.29	13/16	161,239.41	13/16	161,472.54
7/8	160,314.27	7/8	160,547.39	7/8	160,780.52	7/8	161,013.58	7/8	161,246.70	7/8	161,479.82
15/16	160,321.56	15/16	160,554.68	15/16	160,787.80	15/16	161,020.86	15/16	161,253.98	15/16	161,487.11

This chart is Certified for Tank: 15 only. No changes are permissible without the written consent of GAUGE POINT CALIBRATION.

For calibration specification information, see certificate on page 1.

Tank No: 15
GAUGE POINT CALIBRATION
1-800-205-TANK

Red Hill, Pearl Harbor, Hawaii

Issue Date: 11/2/2005

Capacities given in barrels of 42 U.S. gallons.

Gauge Height: 257'-00 5/8"

in/in	132 FT	in/in	132 FT	in/in	132 FT	in/in	132 FT	in/in	132 FT	in/in	133 FT
2	161,494.39	4	161,727.51	6	161,960.64	8	162,193.76	10	162,426.88	0	162,660.01
1/16	161,501.68	1/16	161,734.80	1/16	161,967.92	1/16	162,201.05	1/16	162,434.17	1/16	162,667.29
1/8	161,508.96	1/8	161,742.08	1/8	161,975.21	1/8	162,208.33	1/8	162,441.45	1/8	162,674.58
3/16	161,516.25	3/16	161,749.37	3/16	161,982.49	3/16	162,215.62	3/16	162,448.74	3/16	162,681.86
1/4	161,523.53	1/4	161,756.66	1/4	161,989.78	1/4	162,222.90	1/4	162,456.02	1/4	162,689.15
5/16	161,530.82	5/16	161,763.94	5/16	161,997.06	5/16	162,230.19	5/16	162,463.31	5/16	162,696.43
3/8	161,538.10	3/8	161,771.23	3/8	162,004.35	3/8	162,237.47	3/8	162,470.59	3/8	162,703.72
7/16	161,545.39	7/16	161,778.51	7/16	162,011.63	7/16	162,244.76	7/16	162,477.88	7/16	162,711.00
1/2	161,552.67	1/2	161,785.80	1/2	162,018.92	1/2	162,252.04	1/2	162,485.16	1/2	162,718.29
9/16	161,559.96	9/16	161,793.08	9/16	162,026.20	9/16	162,259.33	9/16	162,492.45	9/16	162,725.57
5/8	161,567.24	5/8	161,800.37	5/8	162,033.49	5/8	162,266.61	5/8	162,499.73	5/8	162,732.86
11/16	161,574.53	11/16	161,807.65	11/16	162,040.77	11/16	162,273.90	11/16	162,507.02	11/16	162,740.14
3/4	161,581.81	3/4	161,814.94	3/4	162,048.06	3/4	162,281.18	3/4	162,514.30	3/4	162,747.43
13/16	161,589.10	13/16	161,822.22	13/16	162,055.34	13/16	162,288.47	13/16	162,521.59	13/16	162,754.71
7/8	161,596.38	7/8	161,829.51	7/8	162,062.63	7/8	162,295.75	7/8	162,528.87	7/8	162,762.00
15/16	161,603.67	15/16	161,836.79	15/16	162,069.91	15/16	162,303.04	15/16	162,536.16	15/16	162,769.28
3	161,610.95	5	161,844.08	7	162,077.20	9	162,310.32	11	162,543.45	1	162,776.57
1/16	161,618.24	1/16	161,851.36	1/16	162,084.48	1/16	162,317.61	1/16	162,550.73	1/16	162,783.85
1/8	161,625.52	1/8	161,858.65	1/8	162,091.77	1/8	162,324.89	1/8	162,558.02	1/8	162,791.14
3/16	161,632.81	3/16	161,865.93	3/16	162,099.05	3/16	162,332.18	3/16	162,565.30	3/16	162,798.42
1/4	161,640.09	1/4	161,873.22	1/4	162,106.34	1/4	162,339.46	1/4	162,572.59	1/4	162,805.71
5/16	161,647.38	5/16	161,880.50	5/16	162,113.62	5/16	162,346.75	5/16	162,579.87	5/16	162,812.99
3/8	161,654.66	3/8	161,887.79	3/8	162,120.91	3/8	162,354.03	3/8	162,587.16	3/8	162,820.28
7/16	161,661.95	7/16	161,895.07	7/16	162,128.19	7/16	162,361.32	7/16	162,594.44	7/16	162,827.56
1/2	161,669.23	1/2	161,902.36	1/2	162,135.48	1/2	162,368.60	1/2	162,601.73	1/2	162,834.85
9/16	161,676.52	9/16	161,909.64	9/16	162,142.77	9/16	162,375.89	9/16	162,609.01	9/16	162,842.13
5/8	161,683.80	5/8	161,916.93	5/8	162,150.05	5/8	162,383.17	5/8	162,616.30	5/8	162,849.42
11/16	161,691.09	11/16	161,924.21	11/16	162,157.34	11/16	162,390.46	11/16	162,623.58	11/16	162,856.70
3/4	161,698.37	3/4	161,931.50	3/4	162,164.62	3/4	162,397.74	3/4	162,630.87	3/4	162,863.99
13/16	161,705.66	13/16	161,938.78	13/16	162,171.91	13/16	162,405.03	13/16	162,638.15	13/16	162,871.27
7/8	161,712.94	7/8	161,946.07	7/8	162,179.19	7/8	162,412.31	7/8	162,645.44	7/8	162,878.56
15/16	161,720.23	15/16	161,953.35	15/16	162,186.48	15/16	162,419.60	15/16	162,652.72	15/16	162,885.84

This chart is Certified for Tank: 15 only. No changes are permissible without the written consent of GAUGE POINT CALIBRATION.

For calibration specification information, see certificate on page 1.

Tank No: 15
GAUGE POINT CALIBRATION
1-800-205-TANK

Red Hill, Pearl Harbor, Hawaii

Issue Date: 11/2/2005

Capacities given in barrels of 42 U.S. gallons.

Gauge Height: 257'-00 5/8"

in/in	133 FT	in/in	133 FT	in/in	133 FT	in/in	133 FT	in/in	133 FT	in/in	134 FT
2	162,893.13	4	163,126.25	6	163,359.38	8	163,592.50	10	163,825.62	0	164,058.74
1/16	162,900.41	1/16	163,133.54	1/16	163,366.66	1/16	163,599.78	1/16	163,832.91	1/16	164,066.03
1/8	162,907.70	1/8	163,140.82	1/8	163,373.95	1/8	163,607.07	1/8	163,840.19	1/8	164,073.31
3/16	162,914.98	3/16	163,148.11	3/16	163,381.23	3/16	163,614.35	3/16	163,847.48	3/16	164,080.60
1/4	162,922.27	1/4	163,155.39	1/4	163,388.52	1/4	163,621.64	1/4	163,854.76	1/4	164,087.89
5/16	162,929.56	5/16	163,162.68	5/16	163,395.80	5/16	163,628.92	5/16	163,862.05	5/16	164,095.17
3/8	162,936.84	3/8	163,169.96	3/8	163,403.09	3/8	163,636.21	3/8	163,869.33	3/8	164,102.46
7/16	162,944.13	7/16	163,177.25	7/16	163,410.37	7/16	163,643.49	7/16	163,876.62	7/16	164,109.74
1/2	162,951.41	1/2	163,184.53	1/2	163,417.66	1/2	163,650.78	1/2	163,883.90	1/2	164,117.03
9/16	162,958.70	9/16	163,191.82	9/16	163,424.94	9/16	163,658.06	9/16	163,891.19	9/16	164,124.31
5/8	162,965.98	5/8	163,199.10	5/8	163,432.23	5/8	163,665.35	5/8	163,898.47	5/8	164,131.60
11/16	162,973.27	11/16	163,206.39	11/16	163,439.51	11/16	163,672.63	11/16	163,905.76	11/16	164,138.88
3/4	162,980.55	3/4	163,213.67	3/4	163,446.80	3/4	163,679.92	3/4	163,913.04	3/4	164,146.17
13/16	162,987.84	13/16	163,220.96	13/16	163,454.08	13/16	163,687.20	13/16	163,920.33	13/16	164,153.45
7/8	162,995.12	7/8	163,228.24	7/8	163,461.37	7/8	163,694.49	7/8	163,927.61	7/8	164,160.74
15/16	163,002.41	15/16	163,235.53	15/16	163,468.65	15/16	163,701.78	15/16	163,934.90	15/16	164,168.02
3	163,009.69	5	163,242.81	7	163,475.94	9	163,709.06	11	163,942.18	1	164,175.31
1/16	163,016.98	1/16	163,250.10	1/16	163,483.22	1/16	163,716.35	1/16	163,949.47	1/16	164,182.59
1/8	163,024.26	1/8	163,257.38	1/8	163,490.51	1/8	163,723.63	1/8	163,956.75	1/8	164,189.88
3/16	163,031.55	3/16	163,264.67	3/16	163,497.79	3/16	163,730.92	3/16	163,964.04	3/16	164,197.16
1/4	163,038.83	1/4	163,271.95	1/4	163,505.08	1/4	163,738.20	1/4	163,971.32	1/4	164,204.45
5/16	163,046.12	5/16	163,279.24	5/16	163,512.36	5/16	163,745.49	5/16	163,978.61	5/16	164,211.73
3/8	163,053.40	3/8	163,286.52	3/8	163,519.65	3/8	163,752.77	3/8	163,985.89	3/8	164,219.02
7/16	163,060.69	7/16	163,293.81	7/16	163,526.93	7/16	163,760.06	7/16	163,993.18	7/16	164,226.30
1/2	163,067.97	1/2	163,301.09	1/2	163,534.22	1/2	163,767.34	1/2	164,000.46	1/2	164,233.59
9/16	163,075.26	9/16	163,308.38	9/16	163,541.50	9/16	163,774.63	9/16	164,007.75	9/16	164,240.87
5/8	163,082.54	5/8	163,315.67	5/8	163,548.79	5/8	163,781.91	5/8	164,015.03	5/8	164,248.16
11/16	163,089.83	11/16	163,322.95	11/16	163,556.07	11/16	163,789.20	11/16	164,022.32	11/16	164,255.44
3/4	163,097.11	3/4	163,330.24	3/4	163,563.36	3/4	163,796.48	3/4	164,029.60	3/4	164,262.73
13/16	163,104.40	13/16	163,337.52	13/16	163,570.64	13/16	163,803.77	13/16	164,036.89	13/16	164,270.01
7/8	163,111.68	7/8	163,344.81	7/8	163,577.93	7/8	163,811.05	7/8	164,044.17	7/8	164,277.30
15/16	163,118.97	15/16	163,352.09	15/16	163,585.21	15/16	163,818.34	15/16	164,051.46	15/16	164,284.58

This chart is Certified for Tank: 15 only. No changes are permissible without the written consent of GAUGE POINT CALIBRATION.

For calibration specification information, see certificate on page 1.

Tank No: 15
GAUGE POINT CALIBRATION
1-800-205-TANK

Red Hill, Pearl Harbor, Hawaii

Issue Date: 11/2/2005

Capacities given in barrels of 42 U.S. gallons.

Gauge Height: 257'-00 5/8"

in/in	134 FT	in/in	134 FT	in/in	134 FT	in/in	134 FT	in/in	134 FT	in/in	135 FT
2	164,291.87	4	164,524.99	6	164,758.11	8	164,991.24	10	165,224.36	0	165,457.48
1/16	164,299.15	1/16	164,532.28	1/16	164,765.40	1/16	164,998.52	1/16	165,231.64	1/16	165,464.77
1/8	164,306.44	1/8	164,539.56	1/8	164,772.68	1/8	165,005.81	1/8	165,238.93	1/8	165,472.05
3/16	164,313.72	3/16	164,546.85	3/16	164,779.97	3/16	165,013.09	3/16	165,246.21	3/16	165,479.34
1/4	164,321.01	1/4	164,554.13	1/4	164,787.25	1/4	165,020.38	1/4	165,253.50	1/4	165,486.62
5/16	164,328.29	5/16	164,561.42	5/16	164,794.54	5/16	165,027.66	5/16	165,260.79	5/16	165,493.91
3/8	164,335.58	3/8	164,568.70	3/8	164,801.82	3/8	165,034.95	3/8	165,268.07	3/8	165,501.19
7/16	164,342.86	7/16	164,575.99	7/16	164,809.11	7/16	165,042.23	7/16	165,275.36	7/16	165,508.48
1/2	164,350.15	1/2	164,583.27	1/2	164,816.39	1/2	165,049.52	1/2	165,282.64	1/2	165,515.76
9/16	164,357.43	9/16	164,590.56	9/16	164,823.68	9/16	165,056.80	9/16	165,289.93	9/16	165,523.05
5/8	164,364.72	5/8	164,597.84	5/8	164,830.96	5/8	165,064.09	5/8	165,297.21	5/8	165,530.33
11/16	164,372.00	11/16	164,605.13	11/16	164,838.25	11/16	165,071.37	11/16	165,304.50	11/16	165,537.62
3/4	164,379.29	3/4	164,612.41	3/4	164,845.53	3/4	165,078.66	3/4	165,311.78	3/4	165,544.90
13/16	164,386.57	13/16	164,619.70	13/16	164,852.82	13/16	165,085.94	13/16	165,319.07	13/16	165,552.19
7/8	164,393.86	7/8	164,626.98	7/8	164,860.10	7/8	165,093.23	7/8	165,326.35	7/8	165,559.47
15/16	164,401.14	15/16	164,634.27	15/16	164,867.39	15/16	165,100.51	15/16	165,333.64	15/16	165,566.76
3	164,408.43	5	164,641.55	7	164,874.68	9	165,107.80	11	165,340.92	1	165,574.04
1/16	164,415.71	1/16	164,648.84	1/16	164,881.96	1/16	165,115.08	1/16	165,348.21	1/16	165,581.33
1/8	164,423.00	1/8	164,656.12	1/8	164,889.25	1/8	165,122.37	1/8	165,355.49	1/8	165,588.61
3/16	164,430.28	3/16	164,663.41	3/16	164,896.53	3/16	165,129.65	3/16	165,362.78	3/16	165,595.90
1/4	164,437.57	1/4	164,670.69	1/4	164,903.82	1/4	165,136.94	1/4	165,370.06	1/4	165,603.18
5/16	164,444.85	5/16	164,677.98	5/16	164,911.10	5/16	165,144.22	5/16	165,377.35	5/16	165,610.47
3/8	164,452.14	3/8	164,685.26	3/8	164,918.39	3/8	165,151.51	3/8	165,384.63	3/8	165,617.75
7/16	164,459.42	7/16	164,692.55	7/16	164,925.67	7/16	165,158.79	7/16	165,391.92	7/16	165,625.04
1/2	164,466.71	1/2	164,699.83	1/2	164,932.96	1/2	165,166.08	1/2	165,399.20	1/2	165,632.32
9/16	164,473.99	9/16	164,707.12	9/16	164,940.24	9/16	165,173.36	9/16	165,406.49	9/16	165,639.61
5/8	164,481.28	5/8	164,714.40	5/8	164,947.53	5/8	165,180.65	5/8	165,413.77	5/8	165,646.90
11/16	164,488.57	11/16	164,721.69	11/16	164,954.81	11/16	165,187.93	11/16	165,421.06	11/16	165,654.18
3/4	164,495.85	3/4	164,728.97	3/4	164,962.10	3/4	165,195.22	3/4	165,428.34	3/4	165,661.47
13/16	164,503.14	13/16	164,736.26	13/16	164,969.38	13/16	165,202.50	13/16	165,435.63	13/16	165,668.75
7/8	164,510.42	7/8	164,743.54	7/8	164,976.67	7/8	165,209.79	7/8	165,442.91	7/8	165,676.04
15/16	164,517.71	15/16	164,750.83	15/16	164,983.95	15/16	165,217.07	15/16	165,450.20	15/16	165,683.32

This chart is Certified for Tank: 15 only. No changes are permissible without the written consent of GAUGE POINT CALIBRATION.

For calibration specification information, see certificate on page 1.

Tank No: 15
GAUGE POINT CALIBRATION
1-800-205-TANK

Red Hill, Pearl Harbor, Hawaii

Issue Date: 11/2/2005

Capacities given in barrels of 42 U.S. gallons.

Gauge Height: 257'-00 5/8"

in/in	135 FT	in/in	135 FT	in/in	135 FT	in/in	135 FT	in/in	135 FT	in/in	136 FT
2	165,690.61	4	165,923.73	6	166,156.85	8	166,389.97	10	166,623.10	0	166,856.22
1/16	165,697.89	1/16	165,931.01	1/16	166,164.14	1/16	166,397.26	1/16	166,630.38	1/16	166,863.51
1/8	165,705.18	1/8	165,938.30	1/8	166,171.42	1/8	166,404.54	1/8	166,637.67	1/8	166,870.79
3/16	165,712.46	3/16	165,945.58	3/16	166,178.71	3/16	166,411.83	3/16	166,644.95	3/16	166,878.08
1/4	165,719.75	1/4	165,952.87	1/4	166,185.99	1/4	166,419.11	1/4	166,652.24	1/4	166,885.36
5/16	165,727.03	5/16	165,960.15	5/16	166,193.28	5/16	166,426.40	5/16	166,659.52	5/16	166,892.65
3/8	165,734.32	3/8	165,967.44	3/8	166,200.56	3/8	166,433.69	3/8	166,666.81	3/8	166,899.93
7/16	165,741.60	7/16	165,974.72	7/16	166,207.85	7/16	166,440.97	7/16	166,674.09	7/16	166,907.22
1/2	165,748.89	1/2	165,982.01	1/2	166,215.13	1/2	166,448.26	1/2	166,681.38	1/2	166,914.50
9/16	165,756.17	9/16	165,989.29	9/16	166,222.42	9/16	166,455.54	9/16	166,688.66	9/16	166,921.79
5/8	165,763.46	5/8	165,996.58	5/8	166,229.70	5/8	166,462.83	5/8	166,695.95	5/8	166,929.07
11/16	165,770.74	11/16	166,003.86	11/16	166,236.99	11/16	166,470.11	11/16	166,703.23	11/16	166,936.36
3/4	165,778.03	3/4	166,011.15	3/4	166,244.27	3/4	166,477.40	3/4	166,710.52	3/4	166,943.64
13/16	165,785.31	13/16	166,018.43	13/16	166,251.56	13/16	166,484.68	13/16	166,717.80	13/16	166,950.93
7/8	165,792.60	7/8	166,025.72	7/8	166,258.84	7/8	166,491.97	7/8	166,725.09	7/8	166,958.21
15/16	165,799.88	15/16	166,033.00	15/16	166,266.13	15/16	166,499.25	15/16	166,732.37	15/16	166,965.50
3	165,807.17	5	166,040.29	7	166,273.41	9	166,506.54	11	166,739.66	1	166,972.78
1/16	165,814.45	1/16	166,047.58	1/16	166,280.70	1/16	166,513.82	1/16	166,746.94	1/16	166,980.07
1/8	165,821.74	1/8	166,054.86	1/8	166,287.98	1/8	166,521.11	1/8	166,754.23	1/8	166,987.35
3/16	165,829.02	3/16	166,062.15	3/16	166,295.27	3/16	166,528.39	3/16	166,761.51	3/16	166,994.64
1/4	165,836.31	1/4	166,069.43	1/4	166,302.55	1/4	166,535.68	1/4	166,768.80	1/4	167,001.92
5/16	165,843.59	5/16	166,076.72	5/16	166,309.84	5/16	166,542.96	5/16	166,776.08	5/16	167,009.21
3/8	165,850.88	3/8	166,084.00	3/8	166,317.12	3/8	166,550.25	3/8	166,783.37	3/8	167,016.49
7/16	165,858.16	7/16	166,091.29	7/16	166,324.41	7/16	166,557.53	7/16	166,790.65	7/16	167,023.78
1/2	165,865.45	1/2	166,098.57	1/2	166,331.69	1/2	166,564.82	1/2	166,797.94	1/2	167,031.06
9/16	165,872.73	9/16	166,105.86	9/16	166,338.98	9/16	166,572.10	9/16	166,805.22	9/16	167,038.35
5/8	165,880.02	5/8	166,113.14	5/8	166,346.26	5/8	166,579.39	5/8	166,812.51	5/8	167,045.63
11/16	165,887.30	11/16	166,120.43	11/16	166,353.55	11/16	166,586.67	11/16	166,819.80	11/16	167,052.92
3/4	165,894.59	3/4	166,127.71	3/4	166,360.83	3/4	166,593.96	3/4	166,827.08	3/4	167,060.20
13/16	165,901.87	13/16	166,135.00	13/16	166,368.12	13/16	166,601.24	13/16	166,834.37	13/16	167,067.49
7/8	165,909.16	7/8	166,142.28	7/8	166,375.40	7/8	166,608.53	7/8	166,841.65	7/8	167,074.77
15/16	165,916.44	15/16	166,149.57	15/16	166,382.69	15/16	166,615.81	15/16	166,848.94	15/16	167,082.06

This chart is Certified for Tank: 15 only. No changes are permissible without the written consent of GAUGE POINT CALIBRATION.

For calibration specification information, see certificate on page 1.

Tank No: 15
GAUGE POINT CALIBRATION
1-800-205-TANK

Red Hill, Pearl Harbor, Hawaii

Issue Date: 11/2/2005

Capacities given in barrels of 42 U.S. gallons.

Gauge Height: 257'-00 5/8"

in/in	136 FT	in/in	136 FT	in/in	136 FT	in/in	136 FT	in/in	136 FT	in/in	137 FT
2	167,089.34	4	167,322.47	6	167,555.59	8	167,788.71	10	168,021.84	0	168,254.96
1/16	167,096.63	1/16	167,329.75	1/16	167,562.87	1/16	167,796.00	1/16	168,029.12	1/16	168,262.24
1/8	167,103.91	1/8	167,337.04	1/8	167,570.16	1/8	167,803.28	1/8	168,036.41	1/8	168,269.53
3/16	167,111.20	3/16	167,344.32	3/16	167,577.44	3/16	167,810.57	3/16	168,043.69	3/16	168,276.81
1/4	167,118.48	1/4	167,351.61	1/4	167,584.73	1/4	167,817.85	1/4	168,050.98	1/4	168,284.10
5/16	167,125.77	5/16	167,358.89	5/16	167,592.01	5/16	167,825.14	5/16	168,058.26	5/16	168,291.38
3/8	167,133.05	3/8	167,366.18	3/8	167,599.30	3/8	167,832.42	3/8	168,065.55	3/8	168,298.67
7/16	167,140.34	7/16	167,373.46	7/16	167,606.59	7/16	167,839.71	7/16	168,072.83	7/16	168,305.95
1/2	167,147.62	1/2	167,380.75	1/2	167,613.87	1/2	167,846.99	1/2	168,080.12	1/2	168,313.24
9/16	167,154.91	9/16	167,388.03	9/16	167,621.16	9/16	167,854.28	9/16	168,087.40	9/16	168,320.52
5/8	167,162.19	5/8	167,395.32	5/8	167,628.44	5/8	167,861.56	5/8	168,094.69	5/8	168,327.81
11/16	167,169.48	11/16	167,402.60	11/16	167,635.73	11/16	167,868.85	11/16	168,101.97	11/16	168,335.09
3/4	167,176.76	3/4	167,409.89	3/4	167,643.01	3/4	167,876.13	3/4	168,109.26	3/4	168,342.38
13/16	167,184.05	13/16	167,417.17	13/16	167,650.30	13/16	167,883.42	13/16	168,116.54	13/16	168,349.66
7/8	167,191.33	7/8	167,424.46	7/8	167,657.58	7/8	167,890.70	7/8	168,123.83	7/8	168,356.95
15/16	167,198.62	15/16	167,431.74	15/16	167,664.87	15/16	167,897.99	15/16	168,131.11	15/16	168,364.23
3	167,205.91	5	167,439.03	7	167,672.15	9	167,905.27	11	168,138.40	1	168,371.52
1/16	167,213.19	1/16	167,446.31	1/16	167,679.44	1/16	167,912.56	1/16	168,145.68	1/16	168,378.81
1/8	167,220.48	1/8	167,453.60	1/8	167,686.72	1/8	167,919.84	1/8	168,152.97	1/8	168,386.09
3/16	167,227.76	3/16	167,460.88	3/16	167,694.01	3/16	167,927.13	3/16	168,160.25	3/16	168,393.38
1/4	167,235.05	1/4	167,468.17	1/4	167,701.29	1/4	167,934.41	1/4	168,167.54	1/4	168,400.66
5/16	167,242.33	5/16	167,475.45	5/16	167,708.58	5/16	167,941.70	5/16	168,174.82	5/16	168,407.95
3/8	167,249.62	3/8	167,482.74	3/8	167,715.86	3/8	167,948.98	3/8	168,182.11	3/8	168,415.23
7/16	167,256.90	7/16	167,490.02	7/16	167,723.15	7/16	167,956.27	7/16	168,189.39	7/16	168,422.52
1/2	167,264.19	1/2	167,497.31	1/2	167,730.43	1/2	167,963.55	1/2	168,196.68	1/2	168,429.80
9/16	167,271.47	9/16	167,504.59	9/16	167,737.72	9/16	167,970.84	9/16	168,203.96	9/16	168,437.09
5/8	167,278.76	5/8	167,511.88	5/8	167,745.00	5/8	167,978.12	5/8	168,211.25	5/8	168,444.37
11/16	167,286.04	11/16	167,519.16	11/16	167,752.29	11/16	167,985.41	11/16	168,218.53	11/16	168,451.66
3/4	167,293.33	3/4	167,526.45	3/4	167,759.57	3/4	167,992.70	3/4	168,225.82	3/4	168,458.94
13/16	167,300.61	13/16	167,533.73	13/16	167,766.86	13/16	167,999.98	13/16	168,233.10	13/16	168,466.23
7/8	167,307.90	7/8	167,541.02	7/8	167,774.14	7/8	168,007.27	7/8	168,240.39	7/8	168,473.51
15/16	167,315.18	15/16	167,548.30	15/16	167,781.43	15/16	168,014.55	15/16	168,247.67	15/16	168,480.80

This chart is Certified for Tank: 15 only. No changes are permissible without the written consent of GAUGE POINT CALIBRATION.

For calibration specification information, see certificate on page 1.

Tank No: 15
GAUGE POINT CALIBRATION
1-800-205-TANK

Red Hill, Pearl Harbor, Hawaii

Issue Date: 11/2/2005

Capacities given in barrels of 42 U.S. gallons.

Gauge Height: 257'-00 5/8"

in/in	137 FT	in/in	137 FT	in/in	137 FT	in/in	137 FT	in/in	137 FT	in/in	138 FT
2	168,488.08	4	168,721.20	6	168,954.33	8	169,187.45	10	169,420.57	0	169,653.70
1/16	168,495.37	1/16	168,728.49	1/16	168,961.61	1/16	169,194.74	1/16	169,427.86	1/16	169,660.98
1/8	168,502.65	1/8	168,735.77	1/8	168,968.90	1/8	169,202.02	1/8	169,435.14	1/8	169,668.27
3/16	168,509.94	3/16	168,743.06	3/16	168,976.18	3/16	169,209.31	3/16	169,442.43	3/16	169,675.55
1/4	168,517.22	1/4	168,750.34	1/4	168,983.47	1/4	169,216.59	1/4	169,449.71	1/4	169,682.84
5/16	168,524.51	5/16	168,757.63	5/16	168,990.75	5/16	169,223.88	5/16	169,457.00	5/16	169,690.12
3/8	168,531.79	3/8	168,764.92	3/8	168,998.04	3/8	169,231.16	3/8	169,464.28	3/8	169,697.41
7/16	168,539.08	7/16	168,772.20	7/16	169,005.32	7/16	169,238.45	7/16	169,471.57	7/16	169,704.69
1/2	168,546.36	1/2	168,779.49	1/2	169,012.61	1/2	169,245.73	1/2	169,478.85	1/2	169,711.98
9/16	168,553.65	9/16	168,786.77	9/16	169,019.89	9/16	169,253.02	9/16	169,486.14	9/16	169,719.26
5/8	168,560.93	5/8	168,794.06	5/8	169,027.18	5/8	169,260.30	5/8	169,493.42	5/8	169,726.55
11/16	168,568.22	11/16	168,801.34	11/16	169,034.46	11/16	169,267.59	11/16	169,500.71	11/16	169,733.83
3/4	168,575.50	3/4	168,808.63	3/4	169,041.75	3/4	169,274.87	3/4	169,507.99	3/4	169,741.12
13/16	168,582.79	13/16	168,815.91	13/16	169,049.03	13/16	169,282.16	13/16	169,515.28	13/16	169,748.40
7/8	168,590.07	7/8	168,823.20	7/8	169,056.32	7/8	169,289.44	7/8	169,522.56	7/8	169,755.69
15/16	168,597.36	15/16	168,830.48	15/16	169,063.60	15/16	169,296.73	15/16	169,529.85	15/16	169,762.97
3	168,604.64	5	168,837.77	7	169,070.89	9	169,304.01	11	169,537.13	1	169,770.26
1/16	168,611.93	1/16	168,845.05	1/16	169,078.17	1/16	169,311.30	1/16	169,544.42	1/16	169,777.54
1/8	168,619.21	1/8	168,852.34	1/8	169,085.46	1/8	169,318.58	1/8	169,551.71	1/8	169,784.83
3/16	168,626.50	3/16	168,859.62	3/16	169,092.74	3/16	169,325.87	3/16	169,558.99	3/16	169,792.11
1/4	168,633.78	1/4	168,866.91	1/4	169,100.03	1/4	169,333.15	1/4	169,566.28	1/4	169,799.40
5/16	168,641.07	5/16	168,874.19	5/16	169,107.31	5/16	169,340.44	5/16	169,573.56	5/16	169,806.68
3/8	168,648.35	3/8	168,881.48	3/8	169,114.60	3/8	169,347.72	3/8	169,580.85	3/8	169,813.97
7/16	168,655.64	7/16	168,888.76	7/16	169,121.88	7/16	169,355.01	7/16	169,588.13	7/16	169,821.25
1/2	168,662.92	1/2	168,896.05	1/2	169,129.17	1/2	169,362.29	1/2	169,595.42	1/2	169,828.54
9/16	168,670.21	9/16	168,903.33	9/16	169,136.45	9/16	169,369.58	9/16	169,602.70	9/16	169,835.82
5/8	168,677.49	5/8	168,910.62	5/8	169,143.74	5/8	169,376.86	5/8	169,609.99	5/8	169,843.11
11/16	168,684.78	11/16	168,917.90	11/16	169,151.02	11/16	169,384.15	11/16	169,617.27	11/16	169,850.39
3/4	168,692.06	3/4	168,925.19	3/4	169,158.31	3/4	169,391.43	3/4	169,624.56	3/4	169,857.68
13/16	168,699.35	13/16	168,932.47	13/16	169,165.60	13/16	169,398.72	13/16	169,631.84	13/16	169,864.96
7/8	168,706.63	7/8	168,939.76	7/8	169,172.88	7/8	169,406.00	7/8	169,639.13	7/8	169,872.25
15/16	168,713.92	15/16	168,947.04	15/16	169,180.17	15/16	169,413.29	15/16	169,646.41	15/16	169,879.53

This chart is Certified for Tank: 15 only. No changes are permissible without the written consent of GAUGE POINT CALIBRATION.

For calibration specification information, see certificate on page 1.

Tank No: 15
GAUGE POINT CALIBRATION
1-800-205-TANK

Red Hill, Pearl Harbor, Hawaii

Issue Date: 11/2/2005

Capacities given in barrels of 42 U.S. gallons.

Gauge Height: 257'-00 5/8"

in/in	138 FT	in/in	138 FT	in/in	138 FT	in/in	138 FT	in/in	138 FT	in/in	139 FT
2	169,886.82	4	170,119.94	6	170,353.07	8	170,586.19	10	170,819.31	0	171,052.43
1/16	169,894.10	1/16	170,127.23	1/16	170,360.35	1/16	170,593.47	1/16	170,826.60	1/16	171,059.72
1/8	169,901.39	1/8	170,134.51	1/8	170,367.64	1/8	170,600.76	1/8	170,833.88	1/8	171,067.00
3/16	169,908.67	3/16	170,141.80	3/16	170,374.92	3/16	170,608.04	3/16	170,841.17	3/16	171,074.29
1/4	169,915.96	1/4	170,149.08	1/4	170,382.21	1/4	170,615.33	1/4	170,848.45	1/4	171,081.57
5/16	169,923.24	5/16	170,156.37	5/16	170,389.49	5/16	170,622.61	5/16	170,855.74	5/16	171,088.86
3/8	169,930.53	3/8	170,163.65	3/8	170,396.78	3/8	170,629.90	3/8	170,863.02	3/8	171,096.14
7/16	169,937.82	7/16	170,170.94	7/16	170,404.06	7/16	170,637.18	7/16	170,870.31	7/16	171,103.43
1/2	169,945.10	1/2	170,178.22	1/2	170,411.35	1/2	170,644.47	1/2	170,877.59	1/2	171,110.72
9/16	169,952.39	9/16	170,185.51	9/16	170,418.63	9/16	170,651.75	9/16	170,884.88	9/16	171,118.00
5/8	169,959.67	5/8	170,192.79	5/8	170,425.92	5/8	170,659.04	5/8	170,892.16	5/8	171,125.29
11/16	169,966.96	11/16	170,200.08	11/16	170,433.20	11/16	170,666.32	11/16	170,899.45	11/16	171,132.57
3/4	169,974.24	3/4	170,207.36	3/4	170,440.49	3/4	170,673.61	3/4	170,906.73	3/4	171,139.86
13/16	169,981.53	13/16	170,214.65	13/16	170,447.77	13/16	170,680.89	13/16	170,914.02	13/16	171,147.14
7/8	169,988.81	7/8	170,221.93	7/8	170,455.06	7/8	170,688.18	7/8	170,921.30	7/8	171,154.43
15/16	169,996.10	15/16	170,229.22	15/16	170,462.34	15/16	170,695.46	15/16	170,928.59	15/16	171,161.71
3	170,003.38	5	170,236.50	7	170,469.63	9	170,702.75	11	170,935.87	1	171,169.00
1/16	170,010.67	1/16	170,243.79	1/16	170,476.91	1/16	170,710.04	1/16	170,943.16	1/16	171,176.28
1/8	170,017.95	1/8	170,251.07	1/8	170,484.20	1/8	170,717.32	1/8	170,950.44	1/8	171,183.57
3/16	170,025.24	3/16	170,258.36	3/16	170,491.48	3/16	170,724.61	3/16	170,957.73	3/16	171,190.85
1/4	170,032.52	1/4	170,265.64	1/4	170,498.77	1/4	170,731.89	1/4	170,965.01	1/4	171,198.14
5/16	170,039.81	5/16	170,272.93	5/16	170,506.05	5/16	170,739.18	5/16	170,972.30	5/16	171,205.42
3/8	170,047.09	3/8	170,280.21	3/8	170,513.34	3/8	170,746.46	3/8	170,979.58	3/8	171,212.71
7/16	170,054.38	7/16	170,287.50	7/16	170,520.62	7/16	170,753.75	7/16	170,986.87	7/16	171,219.99
1/2	170,061.66	1/2	170,294.78	1/2	170,527.91	1/2	170,761.03	1/2	170,994.15	1/2	171,227.28
9/16	170,068.95	9/16	170,302.07	9/16	170,535.19	9/16	170,768.32	9/16	171,001.44	9/16	171,234.56
5/8	170,076.23	5/8	170,309.35	5/8	170,542.48	5/8	170,775.60	5/8	171,008.72	5/8	171,241.85
11/16	170,083.52	11/16	170,316.64	11/16	170,549.76	11/16	170,782.89	11/16	171,016.01	11/16	171,249.13
3/4	170,090.80	3/4	170,323.93	3/4	170,557.05	3/4	170,790.17	3/4	171,023.29	3/4	171,256.42
13/16	170,098.09	13/16	170,331.21	13/16	170,564.33	13/16	170,797.46	13/16	171,030.58	13/16	171,263.70
7/8	170,105.37	7/8	170,338.50	7/8	170,571.62	7/8	170,804.74	7/8	171,037.86	7/8	171,270.99
15/16	170,112.66	15/16	170,345.78	15/16	170,578.90	15/16	170,812.03	15/16	171,045.15	15/16	171,278.27

This chart is Certified for Tank: 15 only. No changes are permissible without the written consent of GAUGE POINT CALIBRATION.

For calibration specification information, see certificate on page 1.

Tank No: 15
GAUGE POINT CALIBRATION
1-800-205-TANK

Red Hill, Pearl Harbor, Hawaii

Issue Date: 11/2/2005

Capacities given in barrels of 42 U.S. gallons.

Gauge Height: 257'-00 5/8"

in/in	139 FT	in/in	139 FT	in/in	139 FT	in/in	139 FT	in/in	139 FT	in/in	140 FT
2	171,285.56	4	171,518.68	6	171,751.80	8	171,984.93	10	172,218.05	0	172,451.17
1/16	171,292.84	1/16	171,525.97	1/16	171,759.09	1/16	171,992.21	1/16	172,225.33	1/16	172,458.46
1/8	171,300.13	1/8	171,533.25	1/8	171,766.37	1/8	171,999.50	1/8	172,232.62	1/8	172,465.74
3/16	171,307.41	3/16	171,540.54	3/16	171,773.66	3/16	172,006.78	3/16	172,239.90	3/16	172,473.03
1/4	171,314.70	1/4	171,547.82	1/4	171,780.94	1/4	172,014.07	1/4	172,247.19	1/4	172,480.31
5/16	171,321.98	5/16	171,555.11	5/16	171,788.23	5/16	172,021.35	5/16	172,254.47	5/16	172,487.60
3/8	171,329.27	3/8	171,562.39	3/8	171,795.51	3/8	172,028.64	3/8	172,261.76	3/8	172,494.88
7/16	171,336.55	7/16	171,569.68	7/16	171,802.80	7/16	172,035.92	7/16	172,269.05	7/16	172,502.17
1/2	171,343.84	1/2	171,576.96	1/2	171,810.08	1/2	172,043.21	1/2	172,276.33	1/2	172,509.45
9/16	171,351.12	9/16	171,584.25	9/16	171,817.37	9/16	172,050.49	9/16	172,283.62	9/16	172,516.74
5/8	171,358.41	5/8	171,591.53	5/8	171,824.65	5/8	172,057.78	5/8	172,290.90	5/8	172,524.02
11/16	171,365.69	11/16	171,598.82	11/16	171,831.94	11/16	172,065.06	11/16	172,298.19	11/16	172,531.31
3/4	171,372.98	3/4	171,606.10	3/4	171,839.22	3/4	172,072.35	3/4	172,305.47	3/4	172,538.59
13/16	171,380.26	13/16	171,613.39	13/16	171,846.51	13/16	172,079.63	13/16	172,312.76	13/16	172,545.88
7/8	171,387.55	7/8	171,620.67	7/8	171,853.79	7/8	172,086.92	7/8	172,320.04	7/8	172,553.16
15/16	171,394.83	15/16	171,627.96	15/16	171,861.08	15/16	172,094.20	15/16	172,327.33	15/16	172,560.45
3	171,402.12	5	171,635.24	7	171,868.36	9	172,101.49	11	172,334.61	1	172,567.73
1/16	171,409.40	1/16	171,642.53	1/16	171,875.65	1/16	172,108.77	1/16	172,341.90	1/16	172,575.02
1/8	171,416.69	1/8	171,649.81	1/8	171,882.94	1/8	172,116.06	1/8	172,349.18	1/8	172,582.30
3/16	171,423.97	3/16	171,657.10	3/16	171,890.22	3/16	172,123.34	3/16	172,356.47	3/16	172,589.59
1/4	171,431.26	1/4	171,664.38	1/4	171,897.51	1/4	172,130.63	1/4	172,363.75	1/4	172,596.87
5/16	171,438.54	5/16	171,671.67	5/16	171,904.79	5/16	172,137.91	5/16	172,371.04	5/16	172,604.16
3/8	171,445.83	3/8	171,678.95	3/8	171,912.08	3/8	172,145.20	3/8	172,378.32	3/8	172,611.44
7/16	171,453.11	7/16	171,686.24	7/16	171,919.36	7/16	172,152.48	7/16	172,385.61	7/16	172,618.73
1/2	171,460.40	1/2	171,693.52	1/2	171,926.65	1/2	172,159.77	1/2	172,392.89	1/2	172,626.01
9/16	171,467.68	9/16	171,700.81	9/16	171,933.93	9/16	172,167.05	9/16	172,400.18	9/16	172,633.30
5/8	171,474.97	5/8	171,708.09	5/8	171,941.22	5/8	172,174.34	5/8	172,407.46	5/8	172,640.58
11/16	171,482.25	11/16	171,715.38	11/16	171,948.50	11/16	172,181.62	11/16	172,414.75	11/16	172,647.87
3/4	171,489.54	3/4	171,722.66	3/4	171,955.79	3/4	172,188.91	3/4	172,422.03	3/4	172,655.15
13/16	171,496.83	13/16	171,729.95	13/16	171,963.07	13/16	172,196.19	13/16	172,429.32	13/16	172,662.44
7/8	171,504.11	7/8	171,737.23	7/8	171,970.36	7/8	172,203.48	7/8	172,436.60	7/8	172,669.73
15/16	171,511.40	15/16	171,744.52	15/16	171,977.64	15/16	172,210.76	15/16	172,443.89	15/16	172,677.01

This chart is Certified for Tank: 15 only. No changes are permissible without the written consent of GAUGE POINT CALIBRATION.

For calibration specification information, see certificate on page 1.

Tank No: 15
GAUGE POINT CALIBRATION
1-800-205-TANK

Red Hill, Pearl Harbor, Hawaii

Issue Date: 11/2/2005

Capacities given in barrels of 42 U.S. gallons.

Gauge Height: 257'-00 5/8"

in/in	140 FT	in/in	140 FT	in/in	140 FT	in/in	140 FT	in/in	140 FT	in/in	141 FT
2	172,684.30	4	172,917.42	6	173,150.54	8	173,383.66	10	173,616.79	0	173,849.91
1/16	172,691.58	1/16	172,924.70	1/16	173,157.83	1/16	173,390.95	1/16	173,624.07	1/16	173,857.20
1/8	172,698.87	1/8	172,931.99	1/8	173,165.11	1/8	173,398.23	1/8	173,631.36	1/8	173,864.48
3/16	172,706.15	3/16	172,939.27	3/16	173,172.40	3/16	173,405.52	3/16	173,638.64	3/16	173,871.77
1/4	172,713.44	1/4	172,946.56	1/4	173,179.68	1/4	173,412.80	1/4	173,645.93	1/4	173,879.05
5/16	172,720.72	5/16	172,953.84	5/16	173,186.97	5/16	173,420.09	5/16	173,653.21	5/16	173,886.34
3/8	172,728.01	3/8	172,961.13	3/8	173,194.25	3/8	173,427.37	3/8	173,660.50	3/8	173,893.62
7/16	172,735.29	7/16	172,968.41	7/16	173,201.54	7/16	173,434.66	7/16	173,667.78	7/16	173,900.91
1/2	172,742.58	1/2	172,975.70	1/2	173,208.82	1/2	173,441.95	1/2	173,675.07	1/2	173,908.19
9/16	172,749.86	9/16	172,982.98	9/16	173,216.11	9/16	173,449.23	9/16	173,682.35	9/16	173,915.48
5/8	172,757.15	5/8	172,990.27	5/8	173,223.39	5/8	173,456.52	5/8	173,689.64	5/8	173,922.76
11/16	172,764.43	11/16	172,997.55	11/16	173,230.68	11/16	173,463.80	11/16	173,696.92	11/16	173,930.05
3/4	172,771.72	3/4	173,004.84	3/4	173,237.96	3/4	173,471.09	3/4	173,704.21	3/4	173,937.33
13/16	172,779.00	13/16	173,012.12	13/16	173,245.25	13/16	173,478.37	13/16	173,711.49	13/16	173,944.62
7/8	172,786.29	7/8	173,019.41	7/8	173,252.53	7/8	173,485.66	7/8	173,718.78	7/8	173,951.90
15/16	172,793.57	15/16	173,026.69	15/16	173,259.82	15/16	173,492.94	15/16	173,726.06	15/16	173,959.19
3	172,800.86	5	173,033.98	7	173,267.10	9	173,500.23	11	173,733.35	1	173,966.47
1/16	172,808.14	1/16	173,041.26	1/16	173,274.39	1/16	173,507.51	1/16	173,740.63	1/16	173,973.76
1/8	172,815.43	1/8	173,048.55	1/8	173,281.67	1/8	173,514.80	1/8	173,747.92	1/8	173,981.04
3/16	172,822.71	3/16	173,055.84	3/16	173,288.96	3/16	173,522.08	3/16	173,755.20	3/16	173,988.33
1/4	172,830.00	1/4	173,063.12	1/4	173,296.24	1/4	173,529.37	1/4	173,762.49	1/4	173,995.61
5/16	172,837.28	5/16	173,070.41	5/16	173,303.53	5/16	173,536.65	5/16	173,769.77	5/16	174,002.90
3/8	172,844.57	3/8	173,077.69	3/8	173,310.81	3/8	173,543.94	3/8	173,777.06	3/8	174,010.18
7/16	172,851.85	7/16	173,084.98	7/16	173,318.10	7/16	173,551.22	7/16	173,784.34	7/16	174,017.47
1/2	172,859.14	1/2	173,092.26	1/2	173,325.38	1/2	173,558.51	1/2	173,791.63	1/2	174,024.75
9/16	172,866.42	9/16	173,099.55	9/16	173,332.67	9/16	173,565.79	9/16	173,798.91	9/16	174,032.04
5/8	172,873.71	5/8	173,106.83	5/8	173,339.95	5/8	173,573.08	5/8	173,806.20	5/8	174,039.32
11/16	172,880.99	11/16	173,114.12	11/16	173,347.24	11/16	173,580.36	11/16	173,813.48	11/16	174,046.61
3/4	172,888.28	3/4	173,121.40	3/4	173,354.52	3/4	173,587.65	3/4	173,820.77	3/4	174,053.89
13/16	172,895.56	13/16	173,128.69	13/16	173,361.81	13/16	173,594.93	13/16	173,828.06	13/16	174,061.18
7/8	172,902.85	7/8	173,135.97	7/8	173,369.09	7/8	173,602.22	7/8	173,835.34	7/8	174,068.46
15/16	172,910.13	15/16	173,143.26	15/16	173,376.38	15/16	173,609.50	15/16	173,842.63	15/16	174,075.75

This chart is Certified for Tank: 15 only. No changes are permissible without the written consent of GAUGE POINT CALIBRATION.

For calibration specification information, see certificate on page 1.

Tank No: 15
GAUGE POINT CALIBRATION
1-800-205-TANK

Red Hill, Pearl Harbor, Hawaii

Issue Date: 11/2/2005

Capacities given in barrels of 42 U.S. gallons.

Gauge Height: 257'-00 5/8"

in/in	141 FT	in/in	141 FT	in/in	141 FT	in/in	141 FT	in/in	141 FT	in/in	142 FT
2	174,083.03	4	174,316.16	6	174,549.28	8	174,782.40	10	175,015.46	0	175,248.58
1/16	174,090.32	1/16	174,323.44	1/16	174,556.56	1/16	174,789.68	1/16	175,022.75	1/16	175,255.87
1/8	174,097.60	1/8	174,330.73	1/8	174,563.85	1/8	174,796.96	1/8	175,030.03	1/8	175,263.16
3/16	174,104.89	3/16	174,338.01	3/16	174,571.13	3/16	174,804.25	3/16	175,037.32	3/16	175,270.44
1/4	174,112.17	1/4	174,345.30	1/4	174,578.42	1/4	174,811.53	1/4	175,044.60	1/4	175,277.73
5/16	174,119.46	5/16	174,352.58	5/16	174,585.70	5/16	174,818.81	5/16	175,051.89	5/16	175,285.01
3/8	174,126.74	3/8	174,359.87	3/8	174,592.99	3/8	174,826.09	3/8	175,059.17	3/8	175,292.30
7/16	174,134.03	7/16	174,367.15	7/16	174,600.27	7/16	174,833.37	7/16	175,066.46	7/16	175,299.58
1/2	174,141.31	1/2	174,374.44	1/2	174,607.56	1/2	174,840.65	1/2	175,073.74	1/2	175,306.87
9/16	174,148.60	9/16	174,381.72	9/16	174,614.85	9/16	174,847.93	9/16	175,081.03	9/16	175,314.15
5/8	174,155.88	5/8	174,389.01	5/8	174,622.13	5/8	174,855.21	5/8	175,088.31	5/8	175,321.44
11/16	174,163.17	11/16	174,396.29	11/16	174,629.42	11/16	174,862.49	11/16	175,095.60	11/16	175,328.72
3/4	174,170.45	3/4	174,403.58	3/4	174,636.70	3/4	174,869.78	3/4	175,102.88	3/4	175,336.01
13/16	174,177.74	13/16	174,410.86	13/16	174,643.99	13/16	174,877.06	13/16	175,110.17	13/16	175,343.29
7/8	174,185.02	7/8	174,418.15	7/8	174,651.27	7/8	174,884.34	7/8	175,117.45	7/8	175,350.58
15/16	174,192.31	15/16	174,425.43	15/16	174,658.56	15/16	174,891.62	15/16	175,124.74	15/16	175,357.86
3	174,199.59	5	174,432.72	7	174,665.84	9	174,898.90	11	175,132.02	1	175,365.15
1/16	174,206.88	1/16	174,440.00	1/16	174,673.13	1/16	174,906.19	1/16	175,139.31	1/16	175,372.43
1/8	174,214.16	1/8	174,447.29	1/8	174,680.41	1/8	174,913.47	1/8	175,146.59	1/8	175,379.72
3/16	174,221.45	3/16	174,454.57	3/16	174,687.70	3/16	174,920.76	3/16	175,153.88	3/16	175,387.00
1/4	174,228.74	1/4	174,461.86	1/4	174,694.98	1/4	174,928.04	1/4	175,161.16	1/4	175,394.29
5/16	174,236.02	5/16	174,469.14	5/16	174,702.27	5/16	174,935.33	5/16	175,168.45	5/16	175,401.57
3/8	174,243.31	3/8	174,476.43	3/8	174,709.55	3/8	174,942.61	3/8	175,175.73	3/8	175,408.86
7/16	174,250.59	7/16	174,483.71	7/16	174,716.84	7/16	174,949.90	7/16	175,183.02	7/16	175,416.14
1/2	174,257.88	1/2	174,491.00	1/2	174,724.12	1/2	174,957.18	1/2	175,190.30	1/2	175,423.43
9/16	174,265.16	9/16	174,498.28	9/16	174,731.41	9/16	174,964.47	9/16	175,197.59	9/16	175,430.71
5/8	174,272.45	5/8	174,505.57	5/8	174,738.69	5/8	174,971.75	5/8	175,204.87	5/8	175,438.00
11/16	174,279.73	11/16	174,512.85	11/16	174,745.98	11/16	174,979.04	11/16	175,212.16	11/16	175,445.28
3/4	174,287.02	3/4	174,520.14	3/4	174,753.26	3/4	174,986.32	3/4	175,219.44	3/4	175,452.57
13/16	174,294.30	13/16	174,527.42	13/16	174,760.55	13/16	174,993.61	13/16	175,226.73	13/16	175,459.85
7/8	174,301.59	7/8	174,534.71	7/8	174,767.83	7/8	175,000.89	7/8	175,234.01	7/8	175,467.14
15/16	174,308.87	15/16	174,541.99	15/16	174,775.12	15/16	175,008.18	15/16	175,241.30	15/16	175,474.42

This chart is Certified for Tank: 15 only. No changes are permissible without the written consent of GAUGE POINT CALIBRATION.

For calibration specification information, see certificate on page 1.

Tank No: 15
GAUGE POINT CALIBRATION
1-800-205-TANK

Red Hill, Pearl Harbor, Hawaii

Issue Date: 11/2/2005

Capacities given in barrels of 42 U.S. gallons.

Gauge Height: 257'-00 5/8"

in/in	142 FT	in/in	142 FT	in/in	142 FT	in/in	142 FT	in/in	142 FT	in/in	143 FT
2	175,481.71	4	175,714.83	6	175,947.95	8	176,181.08	10	176,414.20	0	176,647.32
1/16	175,488.99	1/16	175,722.12	1/16	175,955.24	1/16	176,188.36	1/16	176,421.48	1/16	176,654.61
1/8	175,496.28	1/8	175,729.40	1/8	175,962.52	1/8	176,195.65	1/8	176,428.77	1/8	176,661.89
3/16	175,503.56	3/16	175,736.69	3/16	175,969.81	3/16	176,202.93	3/16	176,436.06	3/16	176,669.18
1/4	175,510.85	1/4	175,743.97	1/4	175,977.09	1/4	176,210.22	1/4	176,443.34	1/4	176,676.46
5/16	175,518.13	5/16	175,751.26	5/16	175,984.38	5/16	176,217.50	5/16	176,450.63	5/16	176,683.75
3/8	175,525.42	3/8	175,758.54	3/8	175,991.66	3/8	176,224.79	3/8	176,457.91	3/8	176,691.03
7/16	175,532.70	7/16	175,765.83	7/16	175,998.95	7/16	176,232.07	7/16	176,465.20	7/16	176,698.32
1/2	175,539.99	1/2	175,773.11	1/2	176,006.23	1/2	176,239.36	1/2	176,472.48	1/2	176,705.60
9/16	175,547.27	9/16	175,780.40	9/16	176,013.52	9/16	176,246.64	9/16	176,479.77	9/16	176,712.89
5/8	175,554.56	5/8	175,787.68	5/8	176,020.80	5/8	176,253.93	5/8	176,487.05	5/8	176,720.17
11/16	175,561.84	11/16	175,794.97	11/16	176,028.09	11/16	176,261.21	11/16	176,494.34	11/16	176,727.46
3/4	175,569.13	3/4	175,802.25	3/4	176,035.37	3/4	176,268.50	3/4	176,501.62	3/4	176,734.74
13/16	175,576.41	13/16	175,809.54	13/16	176,042.66	13/16	176,275.78	13/16	176,508.91	13/16	176,742.03
7/8	175,583.70	7/8	175,816.82	7/8	176,049.95	7/8	176,283.07	7/8	176,516.19	7/8	176,749.31
15/16	175,590.98	15/16	175,824.11	15/16	176,057.23	15/16	176,290.35	15/16	176,523.48	15/16	176,756.60
3	175,598.27	5	175,831.39	7	176,064.52	9	176,297.64	11	176,530.76	1	176,763.88
1/16	175,605.55	1/16	175,838.68	1/16	176,071.80	1/16	176,304.92	1/16	176,538.05	1/16	176,771.17
1/8	175,612.84	1/8	175,845.96	1/8	176,079.09	1/8	176,312.21	1/8	176,545.33	1/8	176,778.45
3/16	175,620.12	3/16	175,853.25	3/16	176,086.37	3/16	176,319.49	3/16	176,552.62	3/16	176,785.74
1/4	175,627.41	1/4	175,860.53	1/4	176,093.66	1/4	176,326.78	1/4	176,559.90	1/4	176,793.02
5/16	175,634.69	5/16	175,867.82	5/16	176,100.94	5/16	176,334.06	5/16	176,567.19	5/16	176,800.31
3/8	175,641.98	3/8	175,875.10	3/8	176,108.23	3/8	176,341.35	3/8	176,574.47	3/8	176,807.59
7/16	175,649.27	7/16	175,882.39	7/16	176,115.51	7/16	176,348.63	7/16	176,581.76	7/16	176,814.88
1/2	175,656.55	1/2	175,889.67	1/2	176,122.80	1/2	176,355.92	1/2	176,589.04	1/2	176,822.17
9/16	175,663.84	9/16	175,896.96	9/16	176,130.08	9/16	176,363.20	9/16	176,596.33	9/16	176,829.45
5/8	175,671.12	5/8	175,904.24	5/8	176,137.37	5/8	176,370.49	5/8	176,603.61	5/8	176,836.74
11/16	175,678.41	11/16	175,911.53	11/16	176,144.65	11/16	176,377.77	11/16	176,610.90	11/16	176,844.02
3/4	175,685.69	3/4	175,918.81	3/4	176,151.94	3/4	176,385.06	3/4	176,618.18	3/4	176,851.31
13/16	175,692.98	13/16	175,926.10	13/16	176,159.22	13/16	176,392.34	13/16	176,625.47	13/16	176,858.59
7/8	175,700.26	7/8	175,933.38	7/8	176,166.51	7/8	176,399.63	7/8	176,632.75	7/8	176,865.88
15/16	175,707.55	15/16	175,940.67	15/16	176,173.79	15/16	176,406.91	15/16	176,640.04	15/16	176,873.16

This chart is Certified for Tank: 15 only. No changes are permissible without the written consent of GAUGE POINT CALIBRATION.

For calibration specification information, see certificate on page 1.

Tank No: 15
GAUGE POINT CALIBRATION
1-800-205-TANK

Red Hill, Pearl Harbor, Hawaii

Issue Date: 11/2/2005

Capacities given in barrels of 42 U.S. gallons.

Gauge Height: 257'-00 5/8"

in/in	143 FT	in/in	143 FT	in/in	143 FT	in/in	143 FT	in/in	143 FT	in/in	144 FT
2	176,880.45	4	177,113.57	6	177,346.69	8	177,579.81	10	177,812.94	0	178,046.06
1/16	176,887.73	1/16	177,120.85	1/16	177,353.98	1/16	177,587.10	1/16	177,820.22	1/16	178,053.35
1/8	176,895.02	1/8	177,128.14	1/8	177,361.26	1/8	177,594.38	1/8	177,827.51	1/8	178,060.63
3/16	176,902.30	3/16	177,135.42	3/16	177,368.55	3/16	177,601.67	3/16	177,834.79	3/16	178,067.92
1/4	176,909.59	1/4	177,142.71	1/4	177,375.83	1/4	177,608.96	1/4	177,842.08	1/4	178,075.20
5/16	176,916.87	5/16	177,149.99	5/16	177,383.12	5/16	177,616.24	5/16	177,849.36	5/16	178,082.49
3/8	176,924.16	3/8	177,157.28	3/8	177,390.40	3/8	177,623.53	3/8	177,856.65	3/8	178,089.77
7/16	176,931.44	7/16	177,164.56	7/16	177,397.69	7/16	177,630.81	7/16	177,863.93	7/16	178,097.06
1/2	176,938.73	1/2	177,171.85	1/2	177,404.97	1/2	177,638.10	1/2	177,871.22	1/2	178,104.34
9/16	176,946.01	9/16	177,179.13	9/16	177,412.26	9/16	177,645.38	9/16	177,878.50	9/16	178,111.63
5/8	176,953.30	5/8	177,186.42	5/8	177,419.54	5/8	177,652.67	5/8	177,885.79	5/8	178,118.91
11/16	176,960.58	11/16	177,193.70	11/16	177,426.83	11/16	177,659.95	11/16	177,893.07	11/16	178,126.20
3/4	176,967.87	3/4	177,200.99	3/4	177,434.11	3/4	177,667.24	3/4	177,900.36	3/4	178,133.48
13/16	176,975.15	13/16	177,208.28	13/16	177,441.40	13/16	177,674.52	13/16	177,907.64	13/16	178,140.77
7/8	176,982.44	7/8	177,215.56	7/8	177,448.68	7/8	177,681.81	7/8	177,914.93	7/8	178,148.05
15/16	176,989.72	15/16	177,222.85	15/16	177,455.97	15/16	177,689.09	15/16	177,922.21	15/16	178,155.34
3	176,997.01	5	177,230.13	7	177,463.25	9	177,696.38	11	177,929.50	1	178,162.62
1/16	177,004.29	1/16	177,237.42	1/16	177,470.54	1/16	177,703.66	1/16	177,936.78	1/16	178,169.91
1/8	177,011.58	1/8	177,244.70	1/8	177,477.82	1/8	177,710.95	1/8	177,944.07	1/8	178,177.19
3/16	177,018.86	3/16	177,251.99	3/16	177,485.11	3/16	177,718.23	3/16	177,951.35	3/16	178,184.48
1/4	177,026.15	1/4	177,259.27	1/4	177,492.39	1/4	177,725.52	1/4	177,958.64	1/4	178,191.76
5/16	177,033.43	5/16	177,266.56	5/16	177,499.68	5/16	177,732.80	5/16	177,965.92	5/16	178,199.05
3/8	177,040.72	3/8	177,273.84	3/8	177,506.96	3/8	177,740.09	3/8	177,973.21	3/8	178,206.33
7/16	177,048.00	7/16	177,281.13	7/16	177,514.25	7/16	177,747.37	7/16	177,980.49	7/16	178,213.62
1/2	177,055.29	1/2	177,288.41	1/2	177,521.53	1/2	177,754.66	1/2	177,987.78	1/2	178,220.90
9/16	177,062.57	9/16	177,295.70	9/16	177,528.82	9/16	177,761.94	9/16	177,995.07	9/16	178,228.19
5/8	177,069.86	5/8	177,302.98	5/8	177,536.10	5/8	177,769.23	5/8	178,002.35	5/8	178,235.47
11/16	177,077.14	11/16	177,310.27	11/16	177,543.39	11/16	177,776.51	11/16	178,009.64	11/16	178,242.76
3/4	177,084.43	3/4	177,317.55	3/4	177,550.67	3/4	177,783.80	3/4	178,016.92	3/4	178,250.04
13/16	177,091.71	13/16	177,324.84	13/16	177,557.96	13/16	177,791.08	13/16	178,024.21	13/16	178,257.33
7/8	177,099.00	7/8	177,332.12	7/8	177,565.24	7/8	177,798.37	7/8	178,031.49	7/8	178,264.61
15/16	177,106.28	15/16	177,339.41	15/16	177,572.53	15/16	177,805.65	15/16	178,038.78	15/16	178,271.90

This chart is Certified for Tank: 15 only. No changes are permissible without the written consent of GAUGE POINT CALIBRATION.

For calibration specification information, see certificate on page 1.

Tank No: 15
GAUGE POINT CALIBRATION
1-800-205-TANK

Red Hill, Pearl Harbor, Hawaii

Issue Date: 11/2/2005

Capacities given in barrels of 42 U.S. gallons.

Gauge Height: 257'-00 5/8"

in/in	144 FT	in/in	144 FT	in/in	144 FT	in/in	144 FT	in/in	144 FT	in/in	145 FT
2	178,279.18	4	178,512.31	6	178,745.43	8	178,978.55	10	179,211.68	0	179,444.80
1/16	178,286.47	1/16	178,519.59	1/16	178,752.71	1/16	178,985.84	1/16	179,218.96	1/16	179,452.08
1/8	178,293.75	1/8	178,526.88	1/8	178,760.00	1/8	178,993.12	1/8	179,226.25	1/8	179,459.37
3/16	178,301.04	3/16	178,534.16	3/16	178,767.29	3/16	179,000.41	3/16	179,233.53	3/16	179,466.65
1/4	178,308.32	1/4	178,541.45	1/4	178,774.57	1/4	179,007.69	1/4	179,240.82	1/4	179,473.94
5/16	178,315.61	5/16	178,548.73	5/16	178,781.86	5/16	179,014.98	5/16	179,248.10	5/16	179,481.22
3/8	178,322.89	3/8	178,556.02	3/8	178,789.14	3/8	179,022.26	3/8	179,255.39	3/8	179,488.51
7/16	178,330.18	7/16	178,563.30	7/16	178,796.43	7/16	179,029.55	7/16	179,262.67	7/16	179,495.79
1/2	178,337.46	1/2	178,570.59	1/2	178,803.71	1/2	179,036.83	1/2	179,269.96	1/2	179,503.08
9/16	178,344.75	9/16	178,577.87	9/16	178,811.00	9/16	179,044.12	9/16	179,277.24	9/16	179,510.36
5/8	178,352.03	5/8	178,585.16	5/8	178,818.28	5/8	179,051.40	5/8	179,284.53	5/8	179,517.65
11/16	178,359.32	11/16	178,592.44	11/16	178,825.57	11/16	179,058.69	11/16	179,291.81	11/16	179,524.93
3/4	178,366.60	3/4	178,599.73	3/4	178,832.85	3/4	179,065.97	3/4	179,299.10	3/4	179,532.22
13/16	178,373.89	13/16	178,607.01	13/16	178,840.14	13/16	179,073.26	13/16	179,306.38	13/16	179,539.50
7/8	178,381.18	7/8	178,614.30	7/8	178,847.42	7/8	179,080.54	7/8	179,313.67	7/8	179,546.79
15/16	178,388.46	15/16	178,621.58	15/16	178,854.71	15/16	179,087.83	15/16	179,320.95	15/16	179,554.08
3	178,395.75	5	178,628.87	7	178,861.99	9	179,095.11	11	179,328.24	1	179,561.36
1/16	178,403.03	1/16	178,636.15	1/16	178,869.28	1/16	179,102.40	1/16	179,335.52	1/16	179,568.65
1/8	178,410.32	1/8	178,643.44	1/8	178,876.56	1/8	179,109.68	1/8	179,342.81	1/8	179,575.93
3/16	178,417.60	3/16	178,650.72	3/16	178,883.85	3/16	179,116.97	3/16	179,350.09	3/16	179,583.22
1/4	178,424.89	1/4	178,658.01	1/4	178,891.13	1/4	179,124.25	1/4	179,357.38	1/4	179,590.50
5/16	178,432.17	5/16	178,665.29	5/16	178,898.42	5/16	179,131.54	5/16	179,364.66	5/16	179,597.79
3/8	178,439.46	3/8	178,672.58	3/8	178,905.70	3/8	179,138.82	3/8	179,371.95	3/8	179,605.07
7/16	178,446.74	7/16	178,679.86	7/16	178,912.99	7/16	179,146.11	7/16	179,379.23	7/16	179,612.36
1/2	178,454.03	1/2	178,687.15	1/2	178,920.27	1/2	179,153.39	1/2	179,386.52	1/2	179,619.64
9/16	178,461.31	9/16	178,694.43	9/16	178,927.56	9/16	179,160.68	9/16	179,393.80	9/16	179,626.93
5/8	178,468.60	5/8	178,701.72	5/8	178,934.84	5/8	179,167.97	5/8	179,401.09	5/8	179,634.21
11/16	178,475.88	11/16	178,709.00	11/16	178,942.13	11/16	179,175.25	11/16	179,408.37	11/16	179,641.50
3/4	178,483.17	3/4	178,716.29	3/4	178,949.41	3/4	179,182.54	3/4	179,415.66	3/4	179,648.78
13/16	178,490.45	13/16	178,723.57	13/16	178,956.70	13/16	179,189.82	13/16	179,422.94	13/16	179,656.07
7/8	178,497.74	7/8	178,730.86	7/8	178,963.98	7/8	179,197.11	7/8	179,430.23	7/8	179,663.35
15/16	178,505.02	15/16	178,738.14	15/16	178,971.27	15/16	179,204.39	15/16	179,437.51	15/16	179,670.64

This chart is Certified for Tank: 15 only. No changes are permissible without the written consent of GAUGE POINT CALIBRATION.

For calibration specification information, see certificate on page 1.

Tank No: 15
GAUGE POINT CALIBRATION
1-800-205-TANK

Red Hill, Pearl Harbor, Hawaii

Issue Date: 11/2/2005

Capacities given in barrels of 42 U.S. gallons.

Gauge Height: 257'-00 5/8"

in/in	145 FT	in/in	145 FT	in/in	145 FT	in/in	145 FT	in/in	145 FT	in/in	146 FT
2	179,677.92	4	179,911.04	6	180,144.17	8	180,377.29	10	180,610.41	0	180,843.54
1/16	179,685.21	1/16	179,918.33	1/16	180,151.45	1/16	180,384.58	1/16	180,617.70	1/16	180,850.82
1/8	179,692.49	1/8	179,925.61	1/8	180,158.74	1/8	180,391.86	1/8	180,624.98	1/8	180,858.11
3/16	179,699.78	3/16	179,932.90	3/16	180,166.02	3/16	180,399.15	3/16	180,632.27	3/16	180,865.39
1/4	179,707.06	1/4	179,940.19	1/4	180,173.31	1/4	180,406.43	1/4	180,639.55	1/4	180,872.68
5/16	179,714.35	5/16	179,947.47	5/16	180,180.59	5/16	180,413.72	5/16	180,646.84	5/16	180,879.96
3/8	179,721.63	3/8	179,954.76	3/8	180,187.88	3/8	180,421.00	3/8	180,654.12	3/8	180,887.25
7/16	179,728.92	7/16	179,962.04	7/16	180,195.16	7/16	180,428.29	7/16	180,661.41	7/16	180,894.53
1/2	179,736.20	1/2	179,969.33	1/2	180,202.45	1/2	180,435.57	1/2	180,668.69	1/2	180,901.82
9/16	179,743.49	9/16	179,976.61	9/16	180,209.73	9/16	180,442.86	9/16	180,675.98	9/16	180,909.10
5/8	179,750.77	5/8	179,983.90	5/8	180,217.02	5/8	180,450.14	5/8	180,683.26	5/8	180,916.39
11/16	179,758.06	11/16	179,991.18	11/16	180,224.30	11/16	180,457.43	11/16	180,690.55	11/16	180,923.67
3/4	179,765.34	3/4	179,998.47	3/4	180,231.59	3/4	180,464.71	3/4	180,697.83	3/4	180,930.96
13/16	179,772.63	13/16	180,005.75	13/16	180,238.87	13/16	180,472.00	13/16	180,705.12	13/16	180,938.24
7/8	179,779.91	7/8	180,013.04	7/8	180,246.16	7/8	180,479.28	7/8	180,712.40	7/8	180,945.53
15/16	179,787.20	15/16	180,020.32	15/16	180,253.44	15/16	180,486.57	15/16	180,719.69	15/16	180,952.81
3	179,794.48	5	180,027.61	7	180,260.73	9	180,493.85	11	180,726.98	1	180,960.10
1/16	179,801.77	1/16	180,034.89	1/16	180,268.01	1/16	180,501.14	1/16	180,734.26	1/16	180,967.38
1/8	179,809.05	1/8	180,042.18	1/8	180,275.30	1/8	180,508.42	1/8	180,741.55	1/8	180,974.67
3/16	179,816.34	3/16	180,049.46	3/16	180,282.58	3/16	180,515.71	3/16	180,748.83	3/16	180,981.95
1/4	179,823.62	1/4	180,056.75	1/4	180,289.87	1/4	180,522.99	1/4	180,756.12	1/4	180,989.24
5/16	179,830.91	5/16	180,064.03	5/16	180,297.15	5/16	180,530.28	5/16	180,763.40	5/16	180,996.52
3/8	179,838.19	3/8	180,071.32	3/8	180,304.44	3/8	180,537.56	3/8	180,770.69	3/8	181,003.81
7/16	179,845.48	7/16	180,078.60	7/16	180,311.72	7/16	180,544.85	7/16	180,777.97	7/16	181,011.09
1/2	179,852.76	1/2	180,085.89	1/2	180,319.01	1/2	180,552.13	1/2	180,785.26	1/2	181,018.38
9/16	179,860.05	9/16	180,093.17	9/16	180,326.30	9/16	180,559.42	9/16	180,792.54	9/16	181,025.66
5/8	179,867.33	5/8	180,100.46	5/8	180,333.58	5/8	180,566.70	5/8	180,799.83	5/8	181,032.95
11/16	179,874.62	11/16	180,107.74	11/16	180,340.87	11/16	180,573.99	11/16	180,807.11	11/16	181,040.23
3/4	179,881.90	3/4	180,115.03	3/4	180,348.15	3/4	180,581.27	3/4	180,814.40	3/4	181,047.52
13/16	179,889.19	13/16	180,122.31	13/16	180,355.44	13/16	180,588.56	13/16	180,821.68	13/16	181,054.80
7/8	179,896.47	7/8	180,129.60	7/8	180,362.72	7/8	180,595.84	7/8	180,828.97	7/8	181,062.09
15/16	179,903.76	15/16	180,136.88	15/16	180,370.01	15/16	180,603.13	15/16	180,836.25	15/16	181,069.37

This chart is Certified for Tank: 15 only. No changes are permissible without the written consent of GAUGE POINT CALIBRATION.

For calibration specification information, see certificate on page 1.

Tank No: 15
GAUGE POINT CALIBRATION
1-800-205-TANK

Red Hill, Pearl Harbor, Hawaii

Issue Date: 11/2/2005

Capacities given in barrels of 42 U.S. gallons.

Gauge Height: 257'-00 5/8"

in/in	146 FT	in/in	146 FT	in/in	146 FT	in/in	146 FT	in/in	146 FT	in/in	147 FT
2	181,076.66	4	181,309.78	6	181,542.91	8	181,776.03	10	182,009.15	0	182,242.27
1/16	181,083.94	1/16	181,317.07	1/16	181,550.19	1/16	181,783.31	1/16	182,016.44	1/16	182,249.56
1/8	181,091.23	1/8	181,324.35	1/8	181,557.48	1/8	181,790.60	1/8	182,023.72	1/8	182,256.84
3/16	181,098.51	3/16	181,331.64	3/16	181,564.76	3/16	181,797.88	3/16	182,031.01	3/16	182,264.13
1/4	181,105.80	1/4	181,338.92	1/4	181,572.05	1/4	181,805.17	1/4	182,038.29	1/4	182,271.41
5/16	181,113.09	5/16	181,346.21	5/16	181,579.33	5/16	181,812.45	5/16	182,045.58	5/16	182,278.70
3/8	181,120.37	3/8	181,353.49	3/8	181,586.62	3/8	181,819.74	3/8	182,052.86	3/8	182,285.99
7/16	181,127.66	7/16	181,360.78	7/16	181,593.90	7/16	181,827.02	7/16	182,060.15	7/16	182,293.27
1/2	181,134.94	1/2	181,368.06	1/2	181,601.19	1/2	181,834.31	1/2	182,067.43	1/2	182,300.56
9/16	181,142.23	9/16	181,375.35	9/16	181,608.47	9/16	181,841.59	9/16	182,074.72	9/16	182,307.84
5/8	181,149.51	5/8	181,382.63	5/8	181,615.76	5/8	181,848.88	5/8	182,082.00	5/8	182,315.13
11/16	181,156.80	11/16	181,389.92	11/16	181,623.04	11/16	181,856.16	11/16	182,089.29	11/16	182,322.41
3/4	181,164.08	3/4	181,397.20	3/4	181,630.33	3/4	181,863.45	3/4	182,096.57	3/4	182,329.70
13/16	181,171.37	13/16	181,404.49	13/16	181,637.61	13/16	181,870.73	13/16	182,103.86	13/16	182,336.98
7/8	181,178.65	7/8	181,411.77	7/8	181,644.90	7/8	181,878.02	7/8	182,111.14	7/8	182,344.27
15/16	181,185.94	15/16	181,419.06	15/16	181,652.18	15/16	181,885.31	15/16	182,118.43	15/16	182,351.55
3	181,193.22	5	181,426.34	7	181,659.47	9	181,892.59	11	182,125.71	1	182,358.84
1/16	181,200.51	1/16	181,433.63	1/16	181,666.75	1/16	181,899.88	1/16	182,133.00	1/16	182,366.12
1/8	181,207.79	1/8	181,440.91	1/8	181,674.04	1/8	181,907.16	1/8	182,140.28	1/8	182,373.41
3/16	181,215.08	3/16	181,448.20	3/16	181,681.32	3/16	181,914.45	3/16	182,147.57	3/16	182,380.69
1/4	181,222.36	1/4	181,455.48	1/4	181,688.61	1/4	181,921.73	1/4	182,154.85	1/4	182,387.98
5/16	181,229.65	5/16	181,462.77	5/16	181,695.89	5/16	181,929.02	5/16	182,162.14	5/16	182,395.26
3/8	181,236.93	3/8	181,470.05	3/8	181,703.18	3/8	181,936.30	3/8	182,169.42	3/8	182,402.55
7/16	181,244.22	7/16	181,477.34	7/16	181,710.46	7/16	181,943.59	7/16	182,176.71	7/16	182,409.83
1/2	181,251.50	1/2	181,484.62	1/2	181,717.75	1/2	181,950.87	1/2	182,183.99	1/2	182,417.12
9/16	181,258.79	9/16	181,491.91	9/16	181,725.03	9/16	181,958.16	9/16	182,191.28	9/16	182,424.40
5/8	181,266.07	5/8	181,499.20	5/8	181,732.32	5/8	181,965.44	5/8	182,198.56	5/8	182,431.69
11/16	181,273.36	11/16	181,506.48	11/16	181,739.60	11/16	181,972.73	11/16	182,205.85	11/16	182,438.97
3/4	181,280.64	3/4	181,513.77	3/4	181,746.89	3/4	181,980.01	3/4	182,213.13	3/4	182,446.26
13/16	181,287.93	13/16	181,521.05	13/16	181,754.17	13/16	181,987.30	13/16	182,220.42	13/16	182,453.54
7/8	181,295.21	7/8	181,528.34	7/8	181,761.46	7/8	181,994.58	7/8	182,227.70	7/8	182,460.83
15/16	181,302.50	15/16	181,535.62	15/16	181,768.74	15/16	182,001.87	15/16	182,234.99	15/16	182,468.11

This chart is Certified for Tank: 15 only. No changes are permissible without the written consent of GAUGE POINT CALIBRATION.

For calibration specification information, see certificate on page 1.

Tank No: 15
GAUGE POINT CALIBRATION
1-800-205-TANK

Red Hill, Pearl Harbor, Hawaii

Issue Date: 11/2/2005

Capacities given in barrels of 42 U.S. gallons.

Gauge Height: 257'-00 5/8"

in/in	147 FT	in/in	147 FT	in/in	147 FT	in/in	147 FT	in/in	147 FT	in/in	148 FT
2	182,475.40	4	182,708.52	6	182,941.64	8	183,174.77	10	183,407.89	0	183,641.01
1/16	182,482.68	1/16	182,715.81	1/16	182,948.93	1/16	183,182.05	1/16	183,415.17	1/16	183,648.30
1/8	182,489.97	1/8	182,723.09	1/8	182,956.21	1/8	183,189.34	1/8	183,422.46	1/8	183,655.58
3/16	182,497.25	3/16	182,730.38	3/16	182,963.50	3/16	183,196.62	3/16	183,429.74	3/16	183,662.87
1/4	182,504.54	1/4	182,737.66	1/4	182,970.78	1/4	183,203.91	1/4	183,437.03	1/4	183,670.15
5/16	182,511.82	5/16	182,744.95	5/16	182,978.07	5/16	183,211.19	5/16	183,444.32	5/16	183,677.44
3/8	182,519.11	3/8	182,752.23	3/8	182,985.35	3/8	183,218.48	3/8	183,451.60	3/8	183,684.72
7/16	182,526.39	7/16	182,759.52	7/16	182,992.64	7/16	183,225.76	7/16	183,458.89	7/16	183,692.01
1/2	182,533.68	1/2	182,766.80	1/2	182,999.92	1/2	183,233.05	1/2	183,466.17	1/2	183,699.29
9/16	182,540.96	9/16	182,774.09	9/16	183,007.21	9/16	183,240.33	9/16	183,473.46	9/16	183,706.58
5/8	182,548.25	5/8	182,781.37	5/8	183,014.49	5/8	183,247.62	5/8	183,480.74	5/8	183,713.86
11/16	182,555.53	11/16	182,788.66	11/16	183,021.78	11/16	183,254.90	11/16	183,488.03	11/16	183,721.15
3/4	182,562.82	3/4	182,795.94	3/4	183,029.06	3/4	183,262.19	3/4	183,495.31	3/4	183,728.43
13/16	182,570.10	13/16	182,803.23	13/16	183,036.35	13/16	183,269.47	13/16	183,502.60	13/16	183,735.72
7/8	182,577.39	7/8	182,810.51	7/8	183,043.63	7/8	183,276.76	7/8	183,509.88	7/8	183,743.00
15/16	182,584.67	15/16	182,817.80	15/16	183,050.92	15/16	183,284.04	15/16	183,517.17	15/16	183,750.29
3	182,591.96	5	182,825.08	7	183,058.21	9	183,291.33	11	183,524.45	1	183,757.57
1/16	182,599.24	1/16	182,832.37	1/16	183,065.49	1/16	183,298.61	1/16	183,531.74	1/16	183,764.86
1/8	182,606.53	1/8	182,839.65	1/8	183,072.78	1/8	183,305.90	1/8	183,539.02	1/8	183,772.14
3/16	182,613.81	3/16	182,846.94	3/16	183,080.06	3/16	183,313.18	3/16	183,546.31	3/16	183,779.43
1/4	182,621.10	1/4	182,854.22	1/4	183,087.35	1/4	183,320.47	1/4	183,553.59	1/4	183,786.71
5/16	182,628.38	5/16	182,861.51	5/16	183,094.63	5/16	183,327.75	5/16	183,560.88	5/16	183,794.00
3/8	182,635.67	3/8	182,868.79	3/8	183,101.92	3/8	183,335.04	3/8	183,568.16	3/8	183,801.28
7/16	182,642.95	7/16	182,876.08	7/16	183,109.20	7/16	183,342.32	7/16	183,575.45	7/16	183,808.57
1/2	182,650.24	1/2	182,883.36	1/2	183,116.49	1/2	183,349.61	1/2	183,582.73	1/2	183,815.85
9/16	182,657.52	9/16	182,890.65	9/16	183,123.77	9/16	183,356.89	9/16	183,590.02	9/16	183,823.14
5/8	182,664.81	5/8	182,897.93	5/8	183,131.06	5/8	183,364.18	5/8	183,597.30	5/8	183,830.43
11/16	182,672.10	11/16	182,905.22	11/16	183,138.34	11/16	183,371.46	11/16	183,604.59	11/16	183,837.71
3/4	182,679.38	3/4	182,912.50	3/4	183,145.63	3/4	183,378.75	3/4	183,611.87	3/4	183,845.00
13/16	182,686.67	13/16	182,919.79	13/16	183,152.91	13/16	183,386.03	13/16	183,619.16	13/16	183,852.28
7/8	182,693.95	7/8	182,927.07	7/8	183,160.20	7/8	183,393.32	7/8	183,626.44	7/8	183,859.57
15/16	182,701.24	15/16	182,934.36	15/16	183,167.48	15/16	183,400.60	15/16	183,633.73	15/16	183,866.85

This chart is Certified for Tank: 15 only. No changes are permissible without the written consent of GAUGE POINT CALIBRATION.

For calibration specification information, see certificate on page 1.

Tank No: 15
GAUGE POINT CALIBRATION
1-800-205-TANK

Red Hill, Pearl Harbor, Hawaii

Issue Date: 11/2/2005

Capacities given in barrels of 42 U.S. gallons.

Gauge Height: 257'-00 5/8"

in/in	148 FT	in/in	148 FT	in/in	148 FT	in/in	148 FT	in/in	148 FT	in/in	149 FT
2	183,874.14	4	184,107.26	6	184,340.38	8	184,573.50	10	184,806.63	0	185,039.75
1/16	183,881.42	1/16	184,114.54	1/16	184,347.67	1/16	184,580.79	1/16	184,813.91	1/16	185,047.04
1/8	183,888.71	1/8	184,121.83	1/8	184,354.95	1/8	184,588.07	1/8	184,821.20	1/8	185,054.32
3/16	183,895.99	3/16	184,129.11	3/16	184,362.24	3/16	184,595.36	3/16	184,828.48	3/16	185,061.61
1/4	183,903.28	1/4	184,136.40	1/4	184,369.52	1/4	184,602.64	1/4	184,835.77	1/4	185,068.89
5/16	183,910.56	5/16	184,143.68	5/16	184,376.81	5/16	184,609.93	5/16	184,843.05	5/16	185,076.18
3/8	183,917.85	3/8	184,150.97	3/8	184,384.09	3/8	184,617.22	3/8	184,850.34	3/8	185,083.46
7/16	183,925.13	7/16	184,158.25	7/16	184,391.38	7/16	184,624.50	7/16	184,857.62	7/16	185,090.75
1/2	183,932.42	1/2	184,165.54	1/2	184,398.66	1/2	184,631.79	1/2	184,864.91	1/2	185,098.03
9/16	183,939.70	9/16	184,172.82	9/16	184,405.95	9/16	184,639.07	9/16	184,872.19	9/16	185,105.32
5/8	183,946.99	5/8	184,180.11	5/8	184,413.23	5/8	184,646.36	5/8	184,879.48	5/8	185,112.60
11/16	183,954.27	11/16	184,187.39	11/16	184,420.52	11/16	184,653.64	11/16	184,886.76	11/16	185,119.89
3/4	183,961.56	3/4	184,194.68	3/4	184,427.80	3/4	184,660.93	3/4	184,894.05	3/4	185,127.17
13/16	183,968.84	13/16	184,201.96	13/16	184,435.09	13/16	184,668.21	13/16	184,901.33	13/16	185,134.46
7/8	183,976.13	7/8	184,209.25	7/8	184,442.37	7/8	184,675.50	7/8	184,908.62	7/8	185,141.74
15/16	183,983.41	15/16	184,216.53	15/16	184,449.66	15/16	184,682.78	15/16	184,915.90	15/16	185,149.03
3	183,990.70	5	184,223.82	7	184,456.94	9	184,690.07	11	184,923.19	1	185,156.31
1/16	183,997.98	1/16	184,231.11	1/16	184,464.23	1/16	184,697.35	1/16	184,930.47	1/16	185,163.60
1/8	184,005.27	1/8	184,238.39	1/8	184,471.51	1/8	184,704.64	1/8	184,937.76	1/8	185,170.88
3/16	184,012.55	3/16	184,245.68	3/16	184,478.80	3/16	184,711.92	3/16	184,945.04	3/16	185,178.17
1/4	184,019.84	1/4	184,252.96	1/4	184,486.08	1/4	184,719.21	1/4	184,952.33	1/4	185,185.45
5/16	184,027.12	5/16	184,260.25	5/16	184,493.37	5/16	184,726.49	5/16	184,959.61	5/16	185,192.74
3/8	184,034.41	3/8	184,267.53	3/8	184,500.65	3/8	184,733.78	3/8	184,966.90	3/8	185,200.02
7/16	184,041.69	7/16	184,274.82	7/16	184,507.94	7/16	184,741.06	7/16	184,974.18	7/16	185,207.31
1/2	184,048.98	1/2	184,282.10	1/2	184,515.22	1/2	184,748.35	1/2	184,981.47	1/2	185,214.59
9/16	184,056.26	9/16	184,289.39	9/16	184,522.51	9/16	184,755.63	9/16	184,988.75	9/16	185,221.88
5/8	184,063.55	5/8	184,296.67	5/8	184,529.79	5/8	184,762.92	5/8	184,996.04	5/8	185,229.16
11/16	184,070.83	11/16	184,303.96	11/16	184,537.08	11/16	184,770.20	11/16	185,003.33	11/16	185,236.45
3/4	184,078.12	3/4	184,311.24	3/4	184,544.36	3/4	184,777.49	3/4	185,010.61	3/4	185,243.73
13/16	184,085.40	13/16	184,318.53	13/16	184,551.65	13/16	184,784.77	13/16	185,017.90	13/16	185,251.02
7/8	184,092.69	7/8	184,325.81	7/8	184,558.93	7/8	184,792.06	7/8	185,025.18	7/8	185,258.30
15/16	184,099.97	15/16	184,333.10	15/16	184,566.22	15/16	184,799.34	15/16	185,032.47	15/16	185,265.59

This chart is Certified for Tank: 15 only. No changes are permissible without the written consent of GAUGE POINT CALIBRATION.

For calibration specification information, see certificate on page 1.

Tank No: 15
GAUGE POINT CALIBRATION
1-800-205-TANK

Red Hill, Pearl Harbor, Hawaii

Issue Date: 11/2/2005

Capacities given in barrels of 42 U.S. gallons.

Gauge Height: 257'-00 5/8"

in/in	149 FT	in/in	149 FT	in/in	149 FT	in/in	149 FT	in/in	149 FT	in/in	150 FT
2	185,272.87	4	185,506.00	6	185,739.12	8	185,972.24	10	186,205.37	0	186,438.49
1/16	185,280.16	1/16	185,513.28	1/16	185,746.40	1/16	185,979.53	1/16	186,212.65	1/16	186,445.77
1/8	185,287.44	1/8	185,520.57	1/8	185,753.69	1/8	185,986.81	1/8	186,219.94	1/8	186,453.06
3/16	185,294.73	3/16	185,527.85	3/16	185,760.97	3/16	185,994.10	3/16	186,227.22	3/16	186,460.34
1/4	185,302.01	1/4	185,535.14	1/4	185,768.26	1/4	186,001.38	1/4	186,234.51	1/4	186,467.63
5/16	185,309.30	5/16	185,542.42	5/16	185,775.54	5/16	186,008.67	5/16	186,241.79	5/16	186,474.91
3/8	185,316.58	3/8	185,549.71	3/8	185,782.83	3/8	186,015.95	3/8	186,249.08	3/8	186,482.20
7/16	185,323.87	7/16	185,556.99	7/16	185,790.12	7/16	186,023.24	7/16	186,256.36	7/16	186,489.48
1/2	185,331.15	1/2	185,564.28	1/2	185,797.40	1/2	186,030.52	1/2	186,263.65	1/2	186,496.77
9/16	185,338.44	9/16	185,571.56	9/16	185,804.69	9/16	186,037.81	9/16	186,270.93	9/16	186,504.05
5/8	185,345.72	5/8	185,578.85	5/8	185,811.97	5/8	186,045.09	5/8	186,278.22	5/8	186,511.34
11/16	185,353.01	11/16	185,586.13	11/16	185,819.26	11/16	186,052.38	11/16	186,285.50	11/16	186,518.62
3/4	185,360.29	3/4	185,593.42	3/4	185,826.54	3/4	186,059.66	3/4	186,292.79	3/4	186,525.91
13/16	185,367.58	13/16	185,600.70	13/16	185,833.83	13/16	186,066.95	13/16	186,300.07	13/16	186,533.19
7/8	185,374.86	7/8	185,607.99	7/8	185,841.11	7/8	186,074.23	7/8	186,307.36	7/8	186,540.48
15/16	185,382.15	15/16	185,615.27	15/16	185,848.40	15/16	186,081.52	15/16	186,314.64	15/16	186,547.76
3	185,389.44	5	185,622.56	7	185,855.68	9	186,088.80	11	186,321.93	1	186,555.05
1/16	185,396.72	1/16	185,629.84	1/16	185,862.97	1/16	186,096.09	1/16	186,329.21	1/16	186,562.34
1/8	185,404.01	1/8	185,637.13	1/8	185,870.25	1/8	186,103.37	1/8	186,336.50	1/8	186,569.62
3/16	185,411.29	3/16	185,644.41	3/16	185,877.54	3/16	186,110.66	3/16	186,343.78	3/16	186,576.91
1/4	185,418.58	1/4	185,651.70	1/4	185,884.82	1/4	186,117.94	1/4	186,351.07	1/4	186,584.19
5/16	185,425.86	5/16	185,658.98	5/16	185,892.11	5/16	186,125.23	5/16	186,358.35	5/16	186,591.48
3/8	185,433.15	3/8	185,666.27	3/8	185,899.39	3/8	186,132.51	3/8	186,365.64	3/8	186,598.76
7/16	185,440.43	7/16	185,673.55	7/16	185,906.68	7/16	186,139.80	7/16	186,372.92	7/16	186,606.05
1/2	185,447.72	1/2	185,680.84	1/2	185,913.96	1/2	186,147.08	1/2	186,380.21	1/2	186,613.33
9/16	185,455.00	9/16	185,688.12	9/16	185,921.25	9/16	186,154.37	9/16	186,387.49	9/16	186,620.62
5/8	185,462.29	5/8	185,695.41	5/8	185,928.53	5/8	186,161.65	5/8	186,394.78	5/8	186,627.90
11/16	185,469.57	11/16	185,702.69	11/16	185,935.82	11/16	186,168.94	11/16	186,402.06	11/16	186,635.19
3/4	185,476.86	3/4	185,709.98	3/4	185,943.10	3/4	186,176.23	3/4	186,409.35	3/4	186,642.47
13/16	185,484.14	13/16	185,717.26	13/16	185,950.39	13/16	186,183.51	13/16	186,416.63	13/16	186,649.76
7/8	185,491.43	7/8	185,724.55	7/8	185,957.67	7/8	186,190.80	7/8	186,423.92	7/8	186,657.04
15/16	185,498.71	15/16	185,731.83	15/16	185,964.96	15/16	186,198.08	15/16	186,431.20	15/16	186,664.33

This chart is Certified for Tank: 15 only. No changes are permissible without the written consent of GAUGE POINT CALIBRATION.

For calibration specification information, see certificate on page 1.

Tank No: 15
GAUGE POINT CALIBRATION
1-800-205-TANK

Red Hill, Pearl Harbor, Hawaii

Issue Date: 11/2/2005

Capacities given in barrels of 42 U.S. gallons.

Gauge Height: 257'-00 5/8"

in/in	150 FT	in/in	150 FT	in/in	150 FT	in/in	150 FT	in/in	150 FT	in/in	151 FT
2	186,671.61	4	186,904.73	6	187,137.86	8	187,370.98	10	187,604.10	0	187,837.23
1/16	186,678.90	1/16	186,912.02	1/16	187,145.14	1/16	187,378.27	1/16	187,611.39	1/16	187,844.51
1/8	186,686.18	1/8	186,919.30	1/8	187,152.43	1/8	187,385.55	1/8	187,618.67	1/8	187,851.80
3/16	186,693.47	3/16	186,926.59	3/16	187,159.71	3/16	187,392.84	3/16	187,625.96	3/16	187,859.08
1/4	186,700.75	1/4	186,933.87	1/4	187,167.00	1/4	187,400.12	1/4	187,633.24	1/4	187,866.37
5/16	186,708.04	5/16	186,941.16	5/16	187,174.28	5/16	187,407.41	5/16	187,640.53	5/16	187,873.65
3/8	186,715.32	3/8	186,948.45	3/8	187,181.57	3/8	187,414.69	3/8	187,647.81	3/8	187,880.94
7/16	186,722.61	7/16	186,955.73	7/16	187,188.85	7/16	187,421.98	7/16	187,655.10	7/16	187,888.22
1/2	186,729.89	1/2	186,963.02	1/2	187,196.14	1/2	187,429.26	1/2	187,662.38	1/2	187,895.51
9/16	186,737.18	9/16	186,970.30	9/16	187,203.42	9/16	187,436.55	9/16	187,669.67	9/16	187,902.79
5/8	186,744.46	5/8	186,977.59	5/8	187,210.71	5/8	187,443.83	5/8	187,676.95	5/8	187,910.08
11/16	186,751.75	11/16	186,984.87	11/16	187,217.99	11/16	187,451.12	11/16	187,684.24	11/16	187,917.36
3/4	186,759.03	3/4	186,992.16	3/4	187,225.28	3/4	187,458.40	3/4	187,691.52	3/4	187,924.65
13/16	186,766.32	13/16	186,999.44	13/16	187,232.56	13/16	187,465.69	13/16	187,698.81	13/16	187,931.93
7/8	186,773.60	7/8	187,006.73	7/8	187,239.85	7/8	187,472.97	7/8	187,706.09	7/8	187,939.22
15/16	186,780.89	15/16	187,014.01	15/16	187,247.13	15/16	187,480.26	15/16	187,713.38	15/16	187,946.50
3	186,788.17	5	187,021.30	7	187,254.42	9	187,487.54	11	187,720.66	1	187,953.79
1/16	186,795.46	1/16	187,028.58	1/16	187,261.70	1/16	187,494.83	1/16	187,727.95	1/16	187,961.07
1/8	186,802.74	1/8	187,035.87	1/8	187,268.99	1/8	187,502.11	1/8	187,735.24	1/8	187,968.36
3/16	186,810.03	3/16	187,043.15	3/16	187,276.27	3/16	187,509.40	3/16	187,742.52	3/16	187,975.64
1/4	186,817.31	1/4	187,050.44	1/4	187,283.56	1/4	187,516.68	1/4	187,749.81	1/4	187,982.93
5/16	186,824.60	5/16	187,057.72	5/16	187,290.84	5/16	187,523.97	5/16	187,757.09	5/16	187,990.21
3/8	186,831.88	3/8	187,065.01	3/8	187,298.13	3/8	187,531.25	3/8	187,764.38	3/8	187,997.50
7/16	186,839.17	7/16	187,072.29	7/16	187,305.41	7/16	187,538.54	7/16	187,771.66	7/16	188,004.78
1/2	186,846.45	1/2	187,079.58	1/2	187,312.70	1/2	187,545.82	1/2	187,778.95	1/2	188,012.07
9/16	186,853.74	9/16	187,086.86	9/16	187,319.98	9/16	187,553.11	9/16	187,786.23	9/16	188,019.35
5/8	186,861.02	5/8	187,094.15	5/8	187,327.27	5/8	187,560.39	5/8	187,793.52	5/8	188,026.64
11/16	186,868.31	11/16	187,101.43	11/16	187,334.55	11/16	187,567.68	11/16	187,800.80	11/16	188,033.92
3/4	186,875.59	3/4	187,108.72	3/4	187,341.84	3/4	187,574.96	3/4	187,808.09	3/4	188,041.21
13/16	186,882.88	13/16	187,116.00	13/16	187,349.13	13/16	187,582.25	13/16	187,815.37	13/16	188,048.49
7/8	186,890.16	7/8	187,123.29	7/8	187,356.41	7/8	187,589.53	7/8	187,822.66	7/8	188,055.78
15/16	186,897.45	15/16	187,130.57	15/16	187,363.70	15/16	187,596.82	15/16	187,829.94	15/16	188,063.06

This chart is Certified for Tank: 15 only. No changes are permissible without the written consent of GAUGE POINT CALIBRATION.

For calibration specification information, see certificate on page 1.

Tank No: 15
GAUGE POINT CALIBRATION
1-800-205-TANK

Red Hill, Pearl Harbor, Hawaii

Issue Date: 11/2/2005

Capacities given in barrels of 42 U.S. gallons.

Gauge Height: 257'-00 5/8"

in/in	151 FT	in/in	151 FT	in/in	151 FT	in/in	151 FT	in/in	151 FT	in/in	152 FT
2	188,070.35	4	188,303.47	6	188,536.60	8	188,769.72	10	189,002.78	0	189,235.90
1/16	188,077.63	1/16	188,310.76	1/16	188,543.88	1/16	188,777.00	1/16	189,010.06	1/16	189,243.19
1/8	188,084.92	1/8	188,318.04	1/8	188,551.17	1/8	188,784.28	1/8	189,017.35	1/8	189,250.47
3/16	188,092.20	3/16	188,325.33	3/16	188,558.45	3/16	188,791.56	3/16	189,024.63	3/16	189,257.76
1/4	188,099.49	1/4	188,332.61	1/4	188,565.74	1/4	188,798.84	1/4	189,031.92	1/4	189,265.04
5/16	188,106.77	5/16	188,339.90	5/16	188,573.02	5/16	188,806.12	5/16	189,039.20	5/16	189,272.33
3/8	188,114.06	3/8	188,347.18	3/8	188,580.31	3/8	188,813.41	3/8	189,046.49	3/8	189,279.61
7/16	188,121.35	7/16	188,354.47	7/16	188,587.59	7/16	188,820.69	7/16	189,053.77	7/16	189,286.90
1/2	188,128.63	1/2	188,361.75	1/2	188,594.88	1/2	188,827.97	1/2	189,061.06	1/2	189,294.18
9/16	188,135.92	9/16	188,369.04	9/16	188,602.16	9/16	188,835.25	9/16	189,068.34	9/16	189,301.47
5/8	188,143.20	5/8	188,376.32	5/8	188,609.45	5/8	188,842.53	5/8	189,075.63	5/8	189,308.75
11/16	188,150.49	11/16	188,383.61	11/16	188,616.73	11/16	188,849.81	11/16	189,082.91	11/16	189,316.04
3/4	188,157.77	3/4	188,390.89	3/4	188,624.02	3/4	188,857.09	3/4	189,090.20	3/4	189,323.32
13/16	188,165.06	13/16	188,398.18	13/16	188,631.30	13/16	188,864.37	13/16	189,097.48	13/16	189,330.61
7/8	188,172.34	7/8	188,405.46	7/8	188,638.59	7/8	188,871.65	7/8	189,104.77	7/8	189,337.89
15/16	188,179.63	15/16	188,412.75	15/16	188,645.87	15/16	188,878.94	15/16	189,112.05	15/16	189,345.18
3	188,186.91	5	188,420.03	7	188,653.16	9	188,886.22	11	189,119.34	1	189,352.46
1/16	188,194.20	1/16	188,427.32	1/16	188,660.44	1/16	188,893.50	1/16	189,126.62	1/16	189,359.75
1/8	188,201.48	1/8	188,434.60	1/8	188,667.73	1/8	188,900.79	1/8	189,133.91	1/8	189,367.03
3/16	188,208.77	3/16	188,441.89	3/16	188,675.01	3/16	188,908.07	3/16	189,141.19	3/16	189,374.32
1/4	188,216.05	1/4	188,449.17	1/4	188,682.30	1/4	188,915.36	1/4	189,148.48	1/4	189,381.60
5/16	188,223.34	5/16	188,456.46	5/16	188,689.58	5/16	188,922.64	5/16	189,155.76	5/16	189,388.89
3/8	188,230.62	3/8	188,463.74	3/8	188,696.87	3/8	188,929.93	3/8	189,163.05	3/8	189,396.17
7/16	188,237.91	7/16	188,471.03	7/16	188,704.15	7/16	188,937.21	7/16	189,170.34	7/16	189,403.46
1/2	188,245.19	1/2	188,478.31	1/2	188,711.44	1/2	188,944.50	1/2	189,177.62	1/2	189,410.74
9/16	188,252.48	9/16	188,485.60	9/16	188,718.72	9/16	188,951.78	9/16	189,184.91	9/16	189,418.03
5/8	188,259.76	5/8	188,492.88	5/8	188,726.01	5/8	188,959.07	5/8	189,192.19	5/8	189,425.31
11/16	188,267.05	11/16	188,500.17	11/16	188,733.29	11/16	188,966.35	11/16	189,199.48	11/16	189,432.60
3/4	188,274.33	3/4	188,507.46	3/4	188,740.58	3/4	188,973.64	3/4	189,206.76	3/4	189,439.88
13/16	188,281.62	13/16	188,514.74	13/16	188,747.86	13/16	188,980.92	13/16	189,214.05	13/16	189,447.17
7/8	188,288.90	7/8	188,522.03	7/8	188,755.15	7/8	188,988.21	7/8	189,221.33	7/8	189,454.45
15/16	188,296.19	15/16	188,529.31	15/16	188,762.43	15/16	188,995.49	15/16	189,228.62	15/16	189,461.74

This chart is Certified for Tank: 15 only. No changes are permissible without the written consent of GAUGE POINT CALIBRATION.

For calibration specification information, see certificate on page 1.

Tank No: 15
GAUGE POINT CALIBRATION
1-800-205-TANK

Red Hill, Pearl Harbor, Hawaii

Issue Date: 11/2/2005

Capacities given in barrels of 42 U.S. gallons.

Gauge Height: 257'-00 5/8"

in/in	152 FT	in/in	152 FT	in/in	152 FT	in/in	152 FT	in/in	152 FT	in/in	153 FT
2	189,469.02	4	189,702.15	6	189,935.27	8	190,168.39	10	190,401.52	0	190,634.64
1/16	189,476.31	1/16	189,709.43	1/16	189,942.56	1/16	190,175.68	1/16	190,408.80	1/16	190,641.92
1/8	189,483.59	1/8	189,716.72	1/8	189,949.84	1/8	190,182.96	1/8	190,416.09	1/8	190,649.21
3/16	189,490.88	3/16	189,724.00	3/16	189,957.13	3/16	190,190.25	3/16	190,423.37	3/16	190,656.49
1/4	189,498.16	1/4	189,731.29	1/4	189,964.41	1/4	190,197.53	1/4	190,430.66	1/4	190,663.78
5/16	189,505.45	5/16	189,738.57	5/16	189,971.70	5/16	190,204.82	5/16	190,437.94	5/16	190,671.06
3/8	189,512.73	3/8	189,745.86	3/8	189,978.98	3/8	190,212.10	3/8	190,445.23	3/8	190,678.35
7/16	189,520.02	7/16	189,753.14	7/16	189,986.27	7/16	190,219.39	7/16	190,452.51	7/16	190,685.63
1/2	189,527.30	1/2	189,760.43	1/2	189,993.55	1/2	190,226.67	1/2	190,459.80	1/2	190,692.92
9/16	189,534.59	9/16	189,767.71	9/16	190,000.84	9/16	190,233.96	9/16	190,467.08	9/16	190,700.20
5/8	189,541.87	5/8	189,775.00	5/8	190,008.12	5/8	190,241.24	5/8	190,474.37	5/8	190,707.49
11/16	189,549.16	11/16	189,782.28	11/16	190,015.41	11/16	190,248.53	11/16	190,481.65	11/16	190,714.77
3/4	189,556.45	3/4	189,789.57	3/4	190,022.69	3/4	190,255.81	3/4	190,488.94	3/4	190,722.06
13/16	189,563.73	13/16	189,796.85	13/16	190,029.98	13/16	190,263.10	13/16	190,496.22	13/16	190,729.35
7/8	189,571.02	7/8	189,804.14	7/8	190,037.26	7/8	190,270.38	7/8	190,503.51	7/8	190,736.63
15/16	189,578.30	15/16	189,811.42	15/16	190,044.55	15/16	190,277.67	15/16	190,510.79	15/16	190,743.92
3	189,585.59	5	189,818.71	7	190,051.83	9	190,284.95	11	190,518.08	1	190,751.20
1/16	189,592.87	1/16	189,825.99	1/16	190,059.12	1/16	190,292.24	1/16	190,525.36	1/16	190,758.49
1/8	189,600.16	1/8	189,833.28	1/8	190,066.40	1/8	190,299.52	1/8	190,532.65	1/8	190,765.77
3/16	189,607.44	3/16	189,840.56	3/16	190,073.69	3/16	190,306.81	3/16	190,539.93	3/16	190,773.06
1/4	189,614.73	1/4	189,847.85	1/4	190,080.97	1/4	190,314.09	1/4	190,547.22	1/4	190,780.34
5/16	189,622.01	5/16	189,855.13	5/16	190,088.26	5/16	190,321.38	5/16	190,554.50	5/16	190,787.63
3/8	189,629.30	3/8	189,862.42	3/8	190,095.54	3/8	190,328.67	3/8	190,561.79	3/8	190,794.91
7/16	189,636.58	7/16	189,869.70	7/16	190,102.83	7/16	190,335.95	7/16	190,569.07	7/16	190,802.20
1/2	189,643.87	1/2	189,876.99	1/2	190,110.11	1/2	190,343.24	1/2	190,576.36	1/2	190,809.48
9/16	189,651.15	9/16	189,884.27	9/16	190,117.40	9/16	190,350.52	9/16	190,583.64	9/16	190,816.77
5/8	189,658.44	5/8	189,891.56	5/8	190,124.68	5/8	190,357.81	5/8	190,590.93	5/8	190,824.05
11/16	189,665.72	11/16	189,898.84	11/16	190,131.97	11/16	190,365.09	11/16	190,598.21	11/16	190,831.34
3/4	189,673.01	3/4	189,906.13	3/4	190,139.25	3/4	190,372.38	3/4	190,605.50	3/4	190,838.62
13/16	189,680.29	13/16	189,913.41	13/16	190,146.54	13/16	190,379.66	13/16	190,612.78	13/16	190,845.91
7/8	189,687.58	7/8	189,920.70	7/8	190,153.82	7/8	190,386.95	7/8	190,620.07	7/8	190,853.19
15/16	189,694.86	15/16	189,927.98	15/16	190,161.11	15/16	190,394.23	15/16	190,627.35	15/16	190,860.48

This chart is Certified for Tank: 15 only. No changes are permissible without the written consent of GAUGE POINT CALIBRATION.

For calibration specification information, see certificate on page 1.

Tank No: 15
GAUGE POINT CALIBRATION
1-800-205-TANK

Red Hill, Pearl Harbor, Hawaii

Issue Date: 11/2/2005

Capacities given in barrels of 42 U.S. gallons.

Gauge Height: 257'-00 5/8"

in/in	153 FT	in/in	153 FT	in/in	153 FT	in/in	153 FT	in/in	153 FT	in/in	154 FT
2	190,867.76	4	191,100.88	6	191,334.01	8	191,567.13	10	191,800.25	0	192,033.38
1/16	190,875.05	1/16	191,108.17	1/16	191,341.29	1/16	191,574.42	1/16	191,807.54	1/16	192,040.66
1/8	190,882.33	1/8	191,115.46	1/8	191,348.58	1/8	191,581.70	1/8	191,814.82	1/8	192,047.95
3/16	190,889.62	3/16	191,122.74	3/16	191,355.86	3/16	191,588.99	3/16	191,822.11	3/16	192,055.23
1/4	190,896.90	1/4	191,130.03	1/4	191,363.15	1/4	191,596.27	1/4	191,829.39	1/4	192,062.52
5/16	190,904.19	5/16	191,137.31	5/16	191,370.43	5/16	191,603.56	5/16	191,836.68	5/16	192,069.80
3/8	190,911.47	3/8	191,144.60	3/8	191,377.72	3/8	191,610.84	3/8	191,843.96	3/8	192,077.09
7/16	190,918.76	7/16	191,151.88	7/16	191,385.00	7/16	191,618.13	7/16	191,851.25	7/16	192,084.37
1/2	190,926.04	1/2	191,159.17	1/2	191,392.29	1/2	191,625.41	1/2	191,858.53	1/2	192,091.66
9/16	190,933.33	9/16	191,166.45	9/16	191,399.57	9/16	191,632.70	9/16	191,865.82	9/16	192,098.94
5/8	190,940.61	5/8	191,173.74	5/8	191,406.86	5/8	191,639.98	5/8	191,873.10	5/8	192,106.23
11/16	190,947.90	11/16	191,181.02	11/16	191,414.14	11/16	191,647.27	11/16	191,880.39	11/16	192,113.51
3/4	190,955.18	3/4	191,188.31	3/4	191,421.43	3/4	191,654.55	3/4	191,887.68	3/4	192,120.80
13/16	190,962.47	13/16	191,195.59	13/16	191,428.71	13/16	191,661.84	13/16	191,894.96	13/16	192,128.08
7/8	190,969.75	7/8	191,202.88	7/8	191,436.00	7/8	191,669.12	7/8	191,902.25	7/8	192,135.37
15/16	190,977.04	15/16	191,210.16	15/16	191,443.28	15/16	191,676.41	15/16	191,909.53	15/16	192,142.65
3	190,984.32	5	191,217.45	7	191,450.57	9	191,683.69	11	191,916.82	1	192,149.94
1/16	190,991.61	1/16	191,224.73	1/16	191,457.85	1/16	191,690.98	1/16	191,924.10	1/16	192,157.22
1/8	190,998.89	1/8	191,232.02	1/8	191,465.14	1/8	191,698.26	1/8	191,931.39	1/8	192,164.51
3/16	191,006.18	3/16	191,239.30	3/16	191,472.42	3/16	191,705.55	3/16	191,938.67	3/16	192,171.79
1/4	191,013.46	1/4	191,246.59	1/4	191,479.71	1/4	191,712.83	1/4	191,945.96	1/4	192,179.08
5/16	191,020.75	5/16	191,253.87	5/16	191,486.99	5/16	191,720.12	5/16	191,953.24	5/16	192,186.36
3/8	191,028.03	3/8	191,261.16	3/8	191,494.28	3/8	191,727.40	3/8	191,960.53	3/8	192,193.65
7/16	191,035.32	7/16	191,268.44	7/16	191,501.57	7/16	191,734.69	7/16	191,967.81	7/16	192,200.93
1/2	191,042.60	1/2	191,275.73	1/2	191,508.85	1/2	191,741.97	1/2	191,975.10	1/2	192,208.22
9/16	191,049.89	9/16	191,283.01	9/16	191,516.14	9/16	191,749.26	9/16	191,982.38	9/16	192,215.50
5/8	191,057.17	5/8	191,290.30	5/8	191,523.42	5/8	191,756.54	5/8	191,989.67	5/8	192,222.79
11/16	191,064.46	11/16	191,297.58	11/16	191,530.71	11/16	191,763.83	11/16	191,996.95	11/16	192,230.07
3/4	191,071.74	3/4	191,304.87	3/4	191,537.99	3/4	191,771.11	3/4	192,004.24	3/4	192,237.36
13/16	191,079.03	13/16	191,312.15	13/16	191,545.28	13/16	191,778.40	13/16	192,011.52	13/16	192,244.64
7/8	191,086.31	7/8	191,319.44	7/8	191,552.56	7/8	191,785.68	7/8	192,018.81	7/8	192,251.93
15/16	191,093.60	15/16	191,326.72	15/16	191,559.85	15/16	191,792.97	15/16	192,026.09	15/16	192,259.21

This chart is Certified for Tank: 15 only. No changes are permissible without the written consent of GAUGE POINT CALIBRATION.

For calibration specification information, see certificate on page 1.

Tank No: 15
GAUGE POINT CALIBRATION
1-800-205-TANK

Red Hill, Pearl Harbor, Hawaii

Issue Date: 11/2/2005

Capacities given in barrels of 42 U.S. gallons.

Gauge Height: 257'-00 5/8"

in/in	154 FT	in/in	154 FT	in/in	154 FT	in/in	154 FT	in/in	154 FT	in/in	155 FT
2	192,266.50	4	192,499.62	6	192,732.75	8	192,965.87	10	193,198.99	0	193,432.11
1/16	192,273.78	1/16	192,506.91	1/16	192,740.03	1/16	192,973.15	1/16	193,206.28	1/16	193,439.40
1/8	192,281.07	1/8	192,514.19	1/8	192,747.32	1/8	192,980.44	1/8	193,213.56	1/8	193,446.69
3/16	192,288.36	3/16	192,521.48	3/16	192,754.60	3/16	192,987.72	3/16	193,220.85	3/16	193,453.97
1/4	192,295.64	1/4	192,528.76	1/4	192,761.89	1/4	192,995.01	1/4	193,228.13	1/4	193,461.26
5/16	192,302.93	5/16	192,536.05	5/16	192,769.17	5/16	193,002.29	5/16	193,235.42	5/16	193,468.54
3/8	192,310.21	3/8	192,543.33	3/8	192,776.46	3/8	193,009.58	3/8	193,242.70	3/8	193,475.83
7/16	192,317.50	7/16	192,550.62	7/16	192,783.74	7/16	193,016.86	7/16	193,249.99	7/16	193,483.11
1/2	192,324.78	1/2	192,557.90	1/2	192,791.03	1/2	193,024.15	1/2	193,257.27	1/2	193,490.40
9/16	192,332.07	9/16	192,565.19	9/16	192,798.31	9/16	193,031.43	9/16	193,264.56	9/16	193,497.68
5/8	192,339.35	5/8	192,572.47	5/8	192,805.60	5/8	193,038.72	5/8	193,271.84	5/8	193,504.97
11/16	192,346.64	11/16	192,579.76	11/16	192,812.88	11/16	193,046.00	11/16	193,279.13	11/16	193,512.25
3/4	192,353.92	3/4	192,587.04	3/4	192,820.17	3/4	193,053.29	3/4	193,286.41	3/4	193,519.54
13/16	192,361.21	13/16	192,594.33	13/16	192,827.45	13/16	193,060.58	13/16	193,293.70	13/16	193,526.82
7/8	192,368.49	7/8	192,601.61	7/8	192,834.74	7/8	193,067.86	7/8	193,300.98	7/8	193,534.11
15/16	192,375.78	15/16	192,608.90	15/16	192,842.02	15/16	193,075.15	15/16	193,308.27	15/16	193,541.39
3	192,383.06	5	192,616.18	7	192,849.31	9	193,082.43	11	193,315.55	1	193,548.68
1/16	192,390.35	1/16	192,623.47	1/16	192,856.59	1/16	193,089.72	1/16	193,322.84	1/16	193,555.96
1/8	192,397.63	1/8	192,630.75	1/8	192,863.88	1/8	193,097.00	1/8	193,330.12	1/8	193,563.25
3/16	192,404.92	3/16	192,638.04	3/16	192,871.16	3/16	193,104.29	3/16	193,337.41	3/16	193,570.53
1/4	192,412.20	1/4	192,645.32	1/4	192,878.45	1/4	193,111.57	1/4	193,344.69	1/4	193,577.82
5/16	192,419.49	5/16	192,652.61	5/16	192,885.73	5/16	193,118.86	5/16	193,351.98	5/16	193,585.10
3/8	192,426.77	3/8	192,659.89	3/8	192,893.02	3/8	193,126.14	3/8	193,359.26	3/8	193,592.39
7/16	192,434.06	7/16	192,667.18	7/16	192,900.30	7/16	193,133.43	7/16	193,366.55	7/16	193,599.67
1/2	192,441.34	1/2	192,674.47	1/2	192,907.59	1/2	193,140.71	1/2	193,373.83	1/2	193,606.96
9/16	192,448.63	9/16	192,681.75	9/16	192,914.87	9/16	193,148.00	9/16	193,381.12	9/16	193,614.24
5/8	192,455.91	5/8	192,689.04	5/8	192,922.16	5/8	193,155.28	5/8	193,388.40	5/8	193,621.53
11/16	192,463.20	11/16	192,696.32	11/16	192,929.44	11/16	193,162.57	11/16	193,395.69	11/16	193,628.81
3/4	192,470.48	3/4	192,703.61	3/4	192,936.73	3/4	193,169.85	3/4	193,402.97	3/4	193,636.10
13/16	192,477.77	13/16	192,710.89	13/16	192,944.01	13/16	193,177.14	13/16	193,410.26	13/16	193,643.38
7/8	192,485.05	7/8	192,718.18	7/8	192,951.30	7/8	193,184.42	7/8	193,417.54	7/8	193,650.67
15/16	192,492.34	15/16	192,725.46	15/16	192,958.58	15/16	193,191.71	15/16	193,424.83	15/16	193,657.95

This chart is Certified for Tank: 15 only. No changes are permissible without the written consent of GAUGE POINT CALIBRATION.

For calibration specification information, see certificate on page 1.

Tank No: 15
GAUGE POINT CALIBRATION
1-800-205-TANK

Red Hill, Pearl Harbor, Hawaii

Issue Date: 11/2/2005

Capacities given in barrels of 42 U.S. gallons.

Gauge Height: 257'-00 5/8"

in/in	155 FT	in/in	155 FT	in/in	155 FT	in/in	155 FT	in/in	155 FT	in/in	156 FT
2	193,665.24	4	193,898.36	6	194,131.48	8	194,364.61	10	194,597.73	0	194,830.85
1/16	193,672.52	1/16	193,905.65	1/16	194,138.77	1/16	194,371.89	1/16	194,605.01	1/16	194,838.14
1/8	193,679.81	1/8	193,912.93	1/8	194,146.05	1/8	194,379.18	1/8	194,612.30	1/8	194,845.42
3/16	193,687.09	3/16	193,920.22	3/16	194,153.34	3/16	194,386.46	3/16	194,619.59	3/16	194,852.71
1/4	193,694.38	1/4	193,927.50	1/4	194,160.62	1/4	194,393.75	1/4	194,626.87	1/4	194,859.99
5/16	193,701.66	5/16	193,934.79	5/16	194,167.91	5/16	194,401.03	5/16	194,634.16	5/16	194,867.28
3/8	193,708.95	3/8	193,942.07	3/8	194,175.19	3/8	194,408.32	3/8	194,641.44	3/8	194,874.56
7/16	193,716.23	7/16	193,949.36	7/16	194,182.48	7/16	194,415.60	7/16	194,648.73	7/16	194,881.85
1/2	193,723.52	1/2	193,956.64	1/2	194,189.76	1/2	194,422.89	1/2	194,656.01	1/2	194,889.13
9/16	193,730.80	9/16	193,963.93	9/16	194,197.05	9/16	194,430.17	9/16	194,663.30	9/16	194,896.42
5/8	193,738.09	5/8	193,971.21	5/8	194,204.33	5/8	194,437.46	5/8	194,670.58	5/8	194,903.70
11/16	193,745.37	11/16	193,978.50	11/16	194,211.62	11/16	194,444.74	11/16	194,677.87	11/16	194,910.99
3/4	193,752.66	3/4	193,985.78	3/4	194,218.90	3/4	194,452.03	3/4	194,685.15	3/4	194,918.27
13/16	193,759.94	13/16	193,993.07	13/16	194,226.19	13/16	194,459.31	13/16	194,692.44	13/16	194,925.56
7/8	193,767.23	7/8	194,000.35	7/8	194,233.48	7/8	194,466.60	7/8	194,699.72	7/8	194,932.84
15/16	193,774.51	15/16	194,007.64	15/16	194,240.76	15/16	194,473.88	15/16	194,707.01	15/16	194,940.13
3	193,781.80	5	194,014.92	7	194,248.05	9	194,481.17	11	194,714.29	1	194,947.41
1/16	193,789.08	1/16	194,022.21	1/16	194,255.33	1/16	194,488.45	1/16	194,721.58	1/16	194,954.70
1/8	193,796.37	1/8	194,029.49	1/8	194,262.62	1/8	194,495.74	1/8	194,728.86	1/8	194,961.98
3/16	193,803.65	3/16	194,036.78	3/16	194,269.90	3/16	194,503.02	3/16	194,736.15	3/16	194,969.27
1/4	193,810.94	1/4	194,044.06	1/4	194,277.19	1/4	194,510.31	1/4	194,743.43	1/4	194,976.55
5/16	193,818.22	5/16	194,051.35	5/16	194,284.47	5/16	194,517.59	5/16	194,750.72	5/16	194,983.84
3/8	193,825.51	3/8	194,058.63	3/8	194,291.76	3/8	194,524.88	3/8	194,758.00	3/8	194,991.12
7/16	193,832.79	7/16	194,065.92	7/16	194,299.04	7/16	194,532.16	7/16	194,765.29	7/16	194,998.41
1/2	193,840.08	1/2	194,073.20	1/2	194,306.33	1/2	194,539.45	1/2	194,772.57	1/2	195,005.70
9/16	193,847.37	9/16	194,080.49	9/16	194,313.61	9/16	194,546.73	9/16	194,779.86	9/16	195,012.98
5/8	193,854.65	5/8	194,087.77	5/8	194,320.90	5/8	194,554.02	5/8	194,787.14	5/8	195,020.27
11/16	193,861.94	11/16	194,095.06	11/16	194,328.18	11/16	194,561.30	11/16	194,794.43	11/16	195,027.55
3/4	193,869.22	3/4	194,102.34	3/4	194,335.47	3/4	194,568.59	3/4	194,801.71	3/4	195,034.84
13/16	193,876.51	13/16	194,109.63	13/16	194,342.75	13/16	194,575.87	13/16	194,809.00	13/16	195,042.12
7/8	193,883.79	7/8	194,116.91	7/8	194,350.04	7/8	194,583.16	7/8	194,816.28	7/8	195,049.41
15/16	193,891.08	15/16	194,124.20	15/16	194,357.32	15/16	194,590.44	15/16	194,823.57	15/16	195,056.69

This chart is Certified for Tank: 15 only. No changes are permissible without the written consent of GAUGE POINT CALIBRATION.

For calibration specification information, see certificate on page 1.

Tank No: 15
GAUGE POINT CALIBRATION
1-800-205-TANK

Red Hill, Pearl Harbor, Hawaii

Issue Date: 11/2/2005

Capacities given in barrels of 42 U.S. gallons.

Gauge Height: 257'-00 5/8"

in/in	156 FT	in/in	156 FT	in/in	156 FT	in/in	156 FT	in/in	156 FT	in/in	157 FT
2	195,063.98	4	195,297.10	6	195,530.22	8	195,763.34	10	195,996.47	0	196,229.59
1/16	195,071.26	1/16	195,304.38	1/16	195,537.51	1/16	195,770.63	1/16	196,003.75	1/16	196,236.88
1/8	195,078.55	1/8	195,311.67	1/8	195,544.79	1/8	195,777.91	1/8	196,011.04	1/8	196,244.16
3/16	195,085.83	3/16	195,318.95	3/16	195,552.08	3/16	195,785.20	3/16	196,018.32	3/16	196,251.45
1/4	195,093.12	1/4	195,326.24	1/4	195,559.36	1/4	195,792.49	1/4	196,025.61	1/4	196,258.73
5/16	195,100.40	5/16	195,333.52	5/16	195,566.65	5/16	195,799.77	5/16	196,032.89	5/16	196,266.02
3/8	195,107.69	3/8	195,340.81	3/8	195,573.93	3/8	195,807.06	3/8	196,040.18	3/8	196,273.30
7/16	195,114.97	7/16	195,348.09	7/16	195,581.22	7/16	195,814.34	7/16	196,047.46	7/16	196,280.59
1/2	195,122.26	1/2	195,355.38	1/2	195,588.50	1/2	195,821.63	1/2	196,054.75	1/2	196,287.87
9/16	195,129.54	9/16	195,362.66	9/16	195,595.79	9/16	195,828.91	9/16	196,062.03	9/16	196,295.16
5/8	195,136.83	5/8	195,369.95	5/8	195,603.07	5/8	195,836.20	5/8	196,069.32	5/8	196,302.44
11/16	195,144.11	11/16	195,377.23	11/16	195,610.36	11/16	195,843.48	11/16	196,076.60	11/16	196,309.73
3/4	195,151.40	3/4	195,384.52	3/4	195,617.64	3/4	195,850.77	3/4	196,083.89	3/4	196,317.01
13/16	195,158.68	13/16	195,391.81	13/16	195,624.93	13/16	195,858.05	13/16	196,091.17	13/16	196,324.30
7/8	195,165.97	7/8	195,399.09	7/8	195,632.21	7/8	195,865.34	7/8	196,098.46	7/8	196,331.58
15/16	195,173.25	15/16	195,406.38	15/16	195,639.50	15/16	195,872.62	15/16	196,105.74	15/16	196,338.87
3	195,180.54	5	195,413.66	7	195,646.78	9	195,879.91	11	196,113.03	1	196,346.15
1/16	195,187.82	1/16	195,420.95	1/16	195,654.07	1/16	195,887.19	1/16	196,120.31	1/16	196,353.44
1/8	195,195.11	1/8	195,428.23	1/8	195,661.35	1/8	195,894.48	1/8	196,127.60	1/8	196,360.72
3/16	195,202.39	3/16	195,435.52	3/16	195,668.64	3/16	195,901.76	3/16	196,134.88	3/16	196,368.01
1/4	195,209.68	1/4	195,442.80	1/4	195,675.92	1/4	195,909.05	1/4	196,142.17	1/4	196,375.29
5/16	195,216.96	5/16	195,450.09	5/16	195,683.21	5/16	195,916.33	5/16	196,149.45	5/16	196,382.58
3/8	195,224.25	3/8	195,457.37	3/8	195,690.49	3/8	195,923.62	3/8	196,156.74	3/8	196,389.86
7/16	195,231.53	7/16	195,464.66	7/16	195,697.78	7/16	195,930.90	7/16	196,164.02	7/16	196,397.15
1/2	195,238.82	1/2	195,471.94	1/2	195,705.06	1/2	195,938.19	1/2	196,171.31	1/2	196,404.43
9/16	195,246.10	9/16	195,479.23	9/16	195,712.35	9/16	195,945.47	9/16	196,178.60	9/16	196,411.72
5/8	195,253.39	5/8	195,486.51	5/8	195,719.63	5/8	195,952.76	5/8	196,185.88	5/8	196,419.00
11/16	195,260.67	11/16	195,493.80	11/16	195,726.92	11/16	195,960.04	11/16	196,193.17	11/16	196,426.29
3/4	195,267.96	3/4	195,501.08	3/4	195,734.20	3/4	195,967.33	3/4	196,200.45	3/4	196,433.57
13/16	195,275.24	13/16	195,508.37	13/16	195,741.49	13/16	195,974.61	13/16	196,207.74	13/16	196,440.86
7/8	195,282.53	7/8	195,515.65	7/8	195,748.77	7/8	195,981.90	7/8	196,215.02	7/8	196,448.14
15/16	195,289.81	15/16	195,522.94	15/16	195,756.06	15/16	195,989.18	15/16	196,222.31	15/16	196,455.43

This chart is Certified for Tank: 15 only. No changes are permissible without the written consent of GAUGE POINT CALIBRATION.

For calibration specification information, see certificate on page 1.

Tank No: 15
GAUGE POINT CALIBRATION
1-800-205-TANK

Red Hill, Pearl Harbor, Hawaii

Issue Date: 11/2/2005

Capacities given in barrels of 42 U.S. gallons.

Gauge Height: 257'-00 5/8"

in/in	157 FT	in/in	157 FT	in/in	157 FT	in/in	157 FT	in/in	157 FT	in/in	158 FT
2	196,462.71	4	196,695.84	6	196,928.96	8	197,162.08	10	197,395.21	0	197,628.33
1/16	196,470.00	1/16	196,703.12	1/16	196,936.24	1/16	197,169.37	1/16	197,402.49	1/16	197,635.61
1/8	196,477.28	1/8	196,710.41	1/8	196,943.53	1/8	197,176.65	1/8	197,409.78	1/8	197,642.90
3/16	196,484.57	3/16	196,717.69	3/16	196,950.82	3/16	197,183.94	3/16	197,417.06	3/16	197,650.18
1/4	196,491.85	1/4	196,724.98	1/4	196,958.10	1/4	197,191.22	1/4	197,424.35	1/4	197,657.47
5/16	196,499.14	5/16	196,732.26	5/16	196,965.39	5/16	197,198.51	5/16	197,431.63	5/16	197,664.75
3/8	196,506.42	3/8	196,739.55	3/8	196,972.67	3/8	197,205.79	3/8	197,438.92	3/8	197,672.04
7/16	196,513.71	7/16	196,746.83	7/16	196,979.96	7/16	197,213.08	7/16	197,446.20	7/16	197,679.32
1/2	196,520.99	1/2	196,754.12	1/2	196,987.24	1/2	197,220.36	1/2	197,453.49	1/2	197,686.61
9/16	196,528.28	9/16	196,761.40	9/16	196,994.53	9/16	197,227.65	9/16	197,460.77	9/16	197,693.89
5/8	196,535.56	5/8	196,768.69	5/8	197,001.81	5/8	197,234.93	5/8	197,468.06	5/8	197,701.18
11/16	196,542.85	11/16	196,775.97	11/16	197,009.10	11/16	197,242.22	11/16	197,475.34	11/16	197,708.46
3/4	196,550.13	3/4	196,783.26	3/4	197,016.38	3/4	197,249.50	3/4	197,482.63	3/4	197,715.75
13/16	196,557.42	13/16	196,790.54	13/16	197,023.67	13/16	197,256.79	13/16	197,489.91	13/16	197,723.03
7/8	196,564.71	7/8	196,797.83	7/8	197,030.95	7/8	197,264.07	7/8	197,497.20	7/8	197,730.32
15/16	196,571.99	15/16	196,805.11	15/16	197,038.24	15/16	197,271.36	15/16	197,504.48	15/16	197,737.61
3	196,579.28	5	196,812.40	7	197,045.52	9	197,278.64	11	197,511.77	1	197,744.89
1/16	196,586.56	1/16	196,819.68	1/16	197,052.81	1/16	197,285.93	1/16	197,519.05	1/16	197,752.18
1/8	196,593.85	1/8	196,826.97	1/8	197,060.09	1/8	197,293.21	1/8	197,526.34	1/8	197,759.46
3/16	196,601.13	3/16	196,834.25	3/16	197,067.38	3/16	197,300.50	3/16	197,533.62	3/16	197,766.75
1/4	196,608.42	1/4	196,841.54	1/4	197,074.66	1/4	197,307.78	1/4	197,540.91	1/4	197,774.03
5/16	196,615.70	5/16	196,848.82	5/16	197,081.95	5/16	197,315.07	5/16	197,548.19	5/16	197,781.32
3/8	196,622.99	3/8	196,856.11	3/8	197,089.23	3/8	197,322.35	3/8	197,555.48	3/8	197,788.60
7/16	196,630.27	7/16	196,863.39	7/16	197,096.52	7/16	197,329.64	7/16	197,562.76	7/16	197,795.89
1/2	196,637.56	1/2	196,870.68	1/2	197,103.80	1/2	197,336.92	1/2	197,570.05	1/2	197,803.17
9/16	196,644.84	9/16	196,877.96	9/16	197,111.09	9/16	197,344.21	9/16	197,577.33	9/16	197,810.46
5/8	196,652.13	5/8	196,885.25	5/8	197,118.37	5/8	197,351.50	5/8	197,584.62	5/8	197,817.74
11/16	196,659.41	11/16	196,892.53	11/16	197,125.66	11/16	197,358.78	11/16	197,591.90	11/16	197,825.03
3/4	196,666.70	3/4	196,899.82	3/4	197,132.94	3/4	197,366.07	3/4	197,599.19	3/4	197,832.31
13/16	196,673.98	13/16	196,907.10	13/16	197,140.23	13/16	197,373.35	13/16	197,606.47	13/16	197,839.60
7/8	196,681.27	7/8	196,914.39	7/8	197,147.51	7/8	197,380.64	7/8	197,613.76	7/8	197,846.88
15/16	196,688.55	15/16	196,921.67	15/16	197,154.80	15/16	197,387.92	15/16	197,621.04	15/16	197,854.17

This chart is Certified for Tank: 15 only. No changes are permissible without the written consent of GAUGE POINT CALIBRATION.

For calibration specification information, see certificate on page 1.

Tank No: 15
GAUGE POINT CALIBRATION
1-800-205-TANK

Red Hill, Pearl Harbor, Hawaii

Issue Date: 11/2/2005

Capacities given in barrels of 42 U.S. gallons.

Gauge Height: 257'-00 5/8"

in/in	158 FT	in/in	158 FT	in/in	158 FT	in/in	158 FT	in/in	158 FT	in/in	159 FT
2	197,861.45	4	198,094.57	6	198,327.70	8	198,560.82	10	198,793.94	0	199,027.07
1/16	197,868.74	1/16	198,101.86	1/16	198,334.98	1/16	198,568.11	1/16	198,801.23	1/16	199,034.35
1/8	197,876.02	1/8	198,109.14	1/8	198,342.27	1/8	198,575.39	1/8	198,808.51	1/8	199,041.64
3/16	197,883.31	3/16	198,116.43	3/16	198,349.55	3/16	198,582.68	3/16	198,815.80	3/16	199,048.92
1/4	197,890.59	1/4	198,123.72	1/4	198,356.84	1/4	198,589.96	1/4	198,823.08	1/4	199,056.21
5/16	197,897.88	5/16	198,131.00	5/16	198,364.12	5/16	198,597.25	5/16	198,830.37	5/16	199,063.49
3/8	197,905.16	3/8	198,138.29	3/8	198,371.41	3/8	198,604.53	3/8	198,837.65	3/8	199,070.78
7/16	197,912.45	7/16	198,145.57	7/16	198,378.69	7/16	198,611.82	7/16	198,844.94	7/16	199,078.06
1/2	197,919.73	1/2	198,152.86	1/2	198,385.98	1/2	198,619.10	1/2	198,852.22	1/2	199,085.35
9/16	197,927.02	9/16	198,160.14	9/16	198,393.26	9/16	198,626.39	9/16	198,859.51	9/16	199,092.63
5/8	197,934.30	5/8	198,167.43	5/8	198,400.55	5/8	198,633.67	5/8	198,866.79	5/8	199,099.92
11/16	197,941.59	11/16	198,174.71	11/16	198,407.83	11/16	198,640.96	11/16	198,874.08	11/16	199,107.20
3/4	197,948.87	3/4	198,182.00	3/4	198,415.12	3/4	198,648.24	3/4	198,881.36	3/4	199,114.49
13/16	197,956.16	13/16	198,189.28	13/16	198,422.40	13/16	198,655.53	13/16	198,888.65	13/16	199,121.77
7/8	197,963.44	7/8	198,196.57	7/8	198,429.69	7/8	198,662.81	7/8	198,895.93	7/8	199,129.06
15/16	197,970.73	15/16	198,203.85	15/16	198,436.97	15/16	198,670.10	15/16	198,903.22	15/16	199,136.34
3	197,978.01	5	198,211.14	7	198,444.26	9	198,677.38	11	198,910.51	1	199,143.63
1/16	197,985.30	1/16	198,218.42	1/16	198,451.54	1/16	198,684.67	1/16	198,917.79	1/16	199,150.91
1/8	197,992.58	1/8	198,225.71	1/8	198,458.83	1/8	198,691.95	1/8	198,925.08	1/8	199,158.20
3/16	197,999.87	3/16	198,232.99	3/16	198,466.11	3/16	198,699.24	3/16	198,932.36	3/16	199,165.48
1/4	198,007.15	1/4	198,240.28	1/4	198,473.40	1/4	198,706.52	1/4	198,939.65	1/4	199,172.77
5/16	198,014.44	5/16	198,247.56	5/16	198,480.68	5/16	198,713.81	5/16	198,946.93	5/16	199,180.05
3/8	198,021.72	3/8	198,254.85	3/8	198,487.97	3/8	198,721.09	3/8	198,954.22	3/8	199,187.34
7/16	198,029.01	7/16	198,262.13	7/16	198,495.25	7/16	198,728.38	7/16	198,961.50	7/16	199,194.62
1/2	198,036.29	1/2	198,269.42	1/2	198,502.54	1/2	198,735.66	1/2	198,968.79	1/2	199,201.91
9/16	198,043.58	9/16	198,276.70	9/16	198,509.83	9/16	198,742.95	9/16	198,976.07	9/16	199,209.19
5/8	198,050.86	5/8	198,283.99	5/8	198,517.11	5/8	198,750.23	5/8	198,983.36	5/8	199,216.48
11/16	198,058.15	11/16	198,291.27	11/16	198,524.40	11/16	198,757.52	11/16	198,990.64	11/16	199,223.76
3/4	198,065.43	3/4	198,298.56	3/4	198,531.68	3/4	198,764.80	3/4	198,997.93	3/4	199,231.05
13/16	198,072.72	13/16	198,305.84	13/16	198,538.97	13/16	198,772.09	13/16	199,005.21	13/16	199,238.33
7/8	198,080.00	7/8	198,313.13	7/8	198,546.25	7/8	198,779.37	7/8	199,012.50	7/8	199,245.62
15/16	198,087.29	15/16	198,320.41	15/16	198,553.54	15/16	198,786.66	15/16	199,019.78	15/16	199,252.90

This chart is Certified for Tank: 15 only. No changes are permissible without the written consent of GAUGE POINT CALIBRATION.

For calibration specification information, see certificate on page 1.

Tank No: 15
GAUGE POINT CALIBRATION
1-800-205-TANK

Red Hill, Pearl Harbor, Hawaii

Issue Date: 11/2/2005

Capacities given in barrels of 42 U.S. gallons.

Gauge Height: 257'-00 5/8"

in/in	159 FT	in/in	159 FT	in/in	159 FT	in/in	159 FT	in/in	159 FT	in/in	160 FT
2	199,260.19	4	199,493.31	6	199,726.44	8	199,959.56	10	200,192.68	0	200,425.80
1/16	199,267.47	1/16	199,500.60	1/16	199,733.72	1/16	199,966.84	1/16	200,199.97	1/16	200,433.09
1/8	199,274.76	1/8	199,507.88	1/8	199,741.01	1/8	199,974.13	1/8	200,207.25	1/8	200,440.37
3/16	199,282.04	3/16	199,515.17	3/16	199,748.29	3/16	199,981.41	3/16	200,214.54	3/16	200,447.66
1/4	199,289.33	1/4	199,522.45	1/4	199,755.58	1/4	199,988.70	1/4	200,221.82	1/4	200,454.94
5/16	199,296.62	5/16	199,529.74	5/16	199,762.86	5/16	199,995.98	5/16	200,229.11	5/16	200,462.23
3/8	199,303.90	3/8	199,537.02	3/8	199,770.15	3/8	200,003.27	3/8	200,236.39	3/8	200,469.52
7/16	199,311.19	7/16	199,544.31	7/16	199,777.43	7/16	200,010.55	7/16	200,243.68	7/16	200,476.80
1/2	199,318.47	1/2	199,551.59	1/2	199,784.72	1/2	200,017.84	1/2	200,250.96	1/2	200,484.09
9/16	199,325.76	9/16	199,558.88	9/16	199,792.00	9/16	200,025.12	9/16	200,258.25	9/16	200,491.37
5/8	199,333.04	5/8	199,566.16	5/8	199,799.29	5/8	200,032.41	5/8	200,265.53	5/8	200,498.66
11/16	199,340.33	11/16	199,573.45	11/16	199,806.57	11/16	200,039.69	11/16	200,272.82	11/16	200,505.94
3/4	199,347.61	3/4	199,580.73	3/4	199,813.86	3/4	200,046.98	3/4	200,280.10	3/4	200,513.23
13/16	199,354.90	13/16	199,588.02	13/16	199,821.14	13/16	200,054.26	13/16	200,287.39	13/16	200,520.51
7/8	199,362.18	7/8	199,595.30	7/8	199,828.43	7/8	200,061.55	7/8	200,294.67	7/8	200,527.80
15/16	199,369.47	15/16	199,602.59	15/16	199,835.71	15/16	200,068.84	15/16	200,301.96	15/16	200,535.08
3	199,376.75	5	199,609.87	7	199,843.00	9	200,076.12	11	200,309.24	1	200,542.37
1/16	199,384.04	1/16	199,617.16	1/16	199,850.28	1/16	200,083.41	1/16	200,316.53	1/16	200,549.65
1/8	199,391.32	1/8	199,624.44	1/8	199,857.57	1/8	200,090.69	1/8	200,323.81	1/8	200,556.94
3/16	199,398.61	3/16	199,631.73	3/16	199,864.85	3/16	200,097.98	3/16	200,331.10	3/16	200,564.22
1/4	199,405.89	1/4	199,639.01	1/4	199,872.14	1/4	200,105.26	1/4	200,338.38	1/4	200,571.51
5/16	199,413.18	5/16	199,646.30	5/16	199,879.42	5/16	200,112.55	5/16	200,345.67	5/16	200,578.79
3/8	199,420.46	3/8	199,653.58	3/8	199,886.71	3/8	200,119.83	3/8	200,352.95	3/8	200,586.08
7/16	199,427.75	7/16	199,660.87	7/16	199,893.99	7/16	200,127.12	7/16	200,360.24	7/16	200,593.36
1/2	199,435.03	1/2	199,668.15	1/2	199,901.28	1/2	200,134.40	1/2	200,367.52	1/2	200,600.65
9/16	199,442.32	9/16	199,675.44	9/16	199,908.56	9/16	200,141.69	9/16	200,374.81	9/16	200,607.93
5/8	199,449.60	5/8	199,682.73	5/8	199,915.85	5/8	200,148.97	5/8	200,382.09	5/8	200,615.22
11/16	199,456.89	11/16	199,690.01	11/16	199,923.13	11/16	200,156.26	11/16	200,389.38	11/16	200,622.50
3/4	199,464.17	3/4	199,697.30	3/4	199,930.42	3/4	200,163.54	3/4	200,396.66	3/4	200,629.79
13/16	199,471.46	13/16	199,704.58	13/16	199,937.70	13/16	200,170.83	13/16	200,403.95	13/16	200,637.07
7/8	199,478.74	7/8	199,711.87	7/8	199,944.99	7/8	200,178.11	7/8	200,411.23	7/8	200,644.36
15/16	199,486.03	15/16	199,719.15	15/16	199,952.27	15/16	200,185.40	15/16	200,418.52	15/16	200,651.64

This chart is Certified for Tank: 15 only. No changes are permissible without the written consent of GAUGE POINT CALIBRATION.

For calibration specification information, see certificate on page 1.

Tank No: 15
GAUGE POINT CALIBRATION
1-800-205-TANK

Red Hill, Pearl Harbor, Hawaii

Issue Date: 11/2/2005

Capacities given in barrels of 42 U.S. gallons.

Gauge Height: 257'-00 5/8"

in/in	160 FT	in/in	160 FT	in/in	160 FT	in/in	160 FT	in/in	160 FT	in/in	161 FT
2	200,658.93	4	200,892.05	6	201,125.17	8	201,358.30	10	201,591.42	0	201,824.54
1/16	200,666.21	1/16	200,899.34	1/16	201,132.46	1/16	201,365.58	1/16	201,598.70	1/16	201,831.83
1/8	200,673.50	1/8	200,906.62	1/8	201,139.74	1/8	201,372.87	1/8	201,605.99	1/8	201,839.11
3/16	200,680.78	3/16	200,913.91	3/16	201,147.03	3/16	201,380.15	3/16	201,613.27	3/16	201,846.40
1/4	200,688.07	1/4	200,921.19	1/4	201,154.31	1/4	201,387.44	1/4	201,620.56	1/4	201,853.68
5/16	200,695.35	5/16	200,928.48	5/16	201,161.60	5/16	201,394.72	5/16	201,627.85	5/16	201,860.97
3/8	200,702.64	3/8	200,935.76	3/8	201,168.88	3/8	201,402.01	3/8	201,635.13	3/8	201,868.25
7/16	200,709.92	7/16	200,943.05	7/16	201,176.17	7/16	201,409.29	7/16	201,642.42	7/16	201,875.54
1/2	200,717.21	1/2	200,950.33	1/2	201,183.45	1/2	201,416.58	1/2	201,649.70	1/2	201,882.82
9/16	200,724.49	9/16	200,957.62	9/16	201,190.74	9/16	201,423.86	9/16	201,656.99	9/16	201,890.11
5/8	200,731.78	5/8	200,964.90	5/8	201,198.02	5/8	201,431.15	5/8	201,664.27	5/8	201,897.39
11/16	200,739.06	11/16	200,972.19	11/16	201,205.31	11/16	201,438.43	11/16	201,671.56	11/16	201,904.68
3/4	200,746.35	3/4	200,979.47	3/4	201,212.59	3/4	201,445.72	3/4	201,678.84	3/4	201,911.96
13/16	200,753.63	13/16	200,986.76	13/16	201,219.88	13/16	201,453.00	13/16	201,686.13	13/16	201,919.25
7/8	200,760.92	7/8	200,994.04	7/8	201,227.16	7/8	201,460.29	7/8	201,693.41	7/8	201,926.53
15/16	200,768.20	15/16	201,001.33	15/16	201,234.45	15/16	201,467.57	15/16	201,700.70	15/16	201,933.82
3	200,775.49	5	201,008.61	7	201,241.74	9	201,474.86	11	201,707.98	1	201,941.10
1/16	200,782.77	1/16	201,015.90	1/16	201,249.02	1/16	201,482.14	1/16	201,715.27	1/16	201,948.39
1/8	200,790.06	1/8	201,023.18	1/8	201,256.31	1/8	201,489.43	1/8	201,722.55	1/8	201,955.67
3/16	200,797.34	3/16	201,030.47	3/16	201,263.59	3/16	201,496.71	3/16	201,729.84	3/16	201,962.96
1/4	200,804.63	1/4	201,037.75	1/4	201,270.88	1/4	201,504.00	1/4	201,737.12	1/4	201,970.24
5/16	200,811.91	5/16	201,045.04	5/16	201,278.16	5/16	201,511.28	5/16	201,744.41	5/16	201,977.53
3/8	200,819.20	3/8	201,052.32	3/8	201,285.45	3/8	201,518.57	3/8	201,751.69	3/8	201,984.81
7/16	200,826.48	7/16	201,059.61	7/16	201,292.73	7/16	201,525.85	7/16	201,758.98	7/16	201,992.10
1/2	200,833.77	1/2	201,066.89	1/2	201,300.02	1/2	201,533.14	1/2	201,766.26	1/2	201,999.38
9/16	200,841.05	9/16	201,074.18	9/16	201,307.30	9/16	201,540.42	9/16	201,773.55	9/16	202,006.67
5/8	200,848.34	5/8	201,081.46	5/8	201,314.59	5/8	201,547.71	5/8	201,780.83	5/8	202,013.95
11/16	200,855.63	11/16	201,088.75	11/16	201,321.87	11/16	201,554.99	11/16	201,788.12	11/16	202,021.24
3/4	200,862.91	3/4	201,096.03	3/4	201,329.16	3/4	201,562.28	3/4	201,795.40	3/4	202,028.53
13/16	200,870.20	13/16	201,103.32	13/16	201,336.44	13/16	201,569.56	13/16	201,802.69	13/16	202,035.81
7/8	200,877.48	7/8	201,110.60	7/8	201,343.73	7/8	201,576.85	7/8	201,809.97	7/8	202,043.10
15/16	200,884.77	15/16	201,117.89	15/16	201,351.01	15/16	201,584.13	15/16	201,817.26	15/16	202,050.38

This chart is Certified for Tank: 15 only. No changes are permissible without the written consent of GAUGE POINT CALIBRATION.

For calibration specification information, see certificate on page 1.

Tank No: 15
GAUGE POINT CALIBRATION
1-800-205-TANK

Red Hill, Pearl Harbor, Hawaii

Issue Date: 11/2/2005

Capacities given in barrels of 42 U.S. gallons.

Gauge Height: 257'-00 5/8"

in/in	161 FT	in/in	161 FT	in/in	161 FT	in/in	161 FT	in/in	161 FT	in/in	162 FT
2	202,057.67	4	202,290.79	6	202,523.91	8	202,757.03	10	202,990.09	0	203,223.22
1/16	202,064.95	1/16	202,298.07	1/16	202,531.20	1/16	202,764.32	1/16	202,997.38	1/16	203,230.50
1/8	202,072.24	1/8	202,305.36	1/8	202,538.48	1/8	202,771.60	1/8	203,004.66	1/8	203,237.79
3/16	202,079.52	3/16	202,312.64	3/16	202,545.77	3/16	202,778.88	3/16	203,011.95	3/16	203,245.07
1/4	202,086.81	1/4	202,319.93	1/4	202,553.05	1/4	202,786.16	1/4	203,019.23	1/4	203,252.36
5/16	202,094.09	5/16	202,327.21	5/16	202,560.34	5/16	202,793.44	5/16	203,026.52	5/16	203,259.64
3/8	202,101.38	3/8	202,334.50	3/8	202,567.62	3/8	202,800.72	3/8	203,033.80	3/8	203,266.93
7/16	202,108.66	7/16	202,341.78	7/16	202,574.91	7/16	202,808.00	7/16	203,041.09	7/16	203,274.21
1/2	202,115.95	1/2	202,349.07	1/2	202,582.19	1/2	202,815.28	1/2	203,048.37	1/2	203,281.50
9/16	202,123.23	9/16	202,356.35	9/16	202,589.48	9/16	202,822.56	9/16	203,055.66	9/16	203,288.78
5/8	202,130.52	5/8	202,363.64	5/8	202,596.76	5/8	202,829.85	5/8	203,062.95	5/8	203,296.07
11/16	202,137.80	11/16	202,370.92	11/16	202,604.05	11/16	202,837.13	11/16	203,070.23	11/16	203,303.35
3/4	202,145.09	3/4	202,378.21	3/4	202,611.33	3/4	202,844.41	3/4	203,077.52	3/4	203,310.64
13/16	202,152.37	13/16	202,385.49	13/16	202,618.62	13/16	202,851.69	13/16	203,084.80	13/16	203,317.92
7/8	202,159.66	7/8	202,392.78	7/8	202,625.90	7/8	202,858.97	7/8	203,092.09	7/8	203,325.21
15/16	202,166.94	15/16	202,400.06	15/16	202,633.19	15/16	202,866.25	15/16	203,099.37	15/16	203,332.49
3	202,174.23	5	202,407.35	7	202,640.47	9	202,873.53	11	203,106.66	1	203,339.78
1/16	202,181.51	1/16	202,414.64	1/16	202,647.76	1/16	202,880.82	1/16	203,113.94	1/16	203,347.06
1/8	202,188.80	1/8	202,421.92	1/8	202,655.04	1/8	202,888.10	1/8	203,121.23	1/8	203,354.35
3/16	202,196.08	3/16	202,429.21	3/16	202,662.33	3/16	202,895.39	3/16	203,128.51	3/16	203,361.63
1/4	202,203.37	1/4	202,436.49	1/4	202,669.61	1/4	202,902.67	1/4	203,135.80	1/4	203,368.92
5/16	202,210.65	5/16	202,443.78	5/16	202,676.90	5/16	202,909.96	5/16	203,143.08	5/16	203,376.20
3/8	202,217.94	3/8	202,451.06	3/8	202,684.18	3/8	202,917.24	3/8	203,150.37	3/8	203,383.49
7/16	202,225.22	7/16	202,458.35	7/16	202,691.47	7/16	202,924.53	7/16	203,157.65	7/16	203,390.77
1/2	202,232.51	1/2	202,465.63	1/2	202,698.75	1/2	202,931.81	1/2	203,164.94	1/2	203,398.06
9/16	202,239.79	9/16	202,472.92	9/16	202,706.04	9/16	202,939.10	9/16	203,172.22	9/16	203,405.34
5/8	202,247.08	5/8	202,480.20	5/8	202,713.32	5/8	202,946.38	5/8	203,179.51	5/8	203,412.63
11/16	202,254.36	11/16	202,487.49	11/16	202,720.61	11/16	202,953.67	11/16	203,186.79	11/16	203,419.91
3/4	202,261.65	3/4	202,494.77	3/4	202,727.89	3/4	202,960.95	3/4	203,194.08	3/4	203,427.20
13/16	202,268.93	13/16	202,502.06	13/16	202,735.18	13/16	202,968.24	13/16	203,201.36	13/16	203,434.48
7/8	202,276.22	7/8	202,509.34	7/8	202,742.46	7/8	202,975.52	7/8	203,208.65	7/8	203,441.77
15/16	202,283.50	15/16	202,516.63	15/16	202,749.75	15/16	202,982.81	15/16	203,215.93	15/16	203,449.06

This chart is Certified for Tank: 15 only. No changes are permissible without the written consent of GAUGE POINT CALIBRATION.

For calibration specification information, see certificate on page 1.

Tank No: 15
GAUGE POINT CALIBRATION
1-800-205-TANK

Red Hill, Pearl Harbor, Hawaii

Issue Date: 11/2/2005

Capacities given in barrels of 42 U.S. gallons.

Gauge Height: 257'-00 5/8"

in/in	162 FT	in/in	162 FT	in/in	162 FT	in/in	162 FT	in/in	162 FT	in/in	163 FT
2	203,456.34	4	203,689.46	6	203,922.59	8	204,155.71	10	204,388.83	0	204,621.96
1/16	203,463.63	1/16	203,696.75	1/16	203,929.87	1/16	204,162.99	1/16	204,396.12	1/16	204,629.24
1/8	203,470.91	1/8	203,704.03	1/8	203,937.16	1/8	204,170.28	1/8	204,403.40	1/8	204,636.53
3/16	203,478.20	3/16	203,711.32	3/16	203,944.44	3/16	204,177.56	3/16	204,410.69	3/16	204,643.81
1/4	203,485.48	1/4	203,718.60	1/4	203,951.73	1/4	204,184.85	1/4	204,417.97	1/4	204,651.10
5/16	203,492.77	5/16	203,725.89	5/16	203,959.01	5/16	204,192.13	5/16	204,425.26	5/16	204,658.38
3/8	203,500.05	3/8	203,733.17	3/8	203,966.30	3/8	204,199.42	3/8	204,432.54	3/8	204,665.67
7/16	203,507.34	7/16	203,740.46	7/16	203,973.58	7/16	204,206.70	7/16	204,439.83	7/16	204,672.95
1/2	203,514.62	1/2	203,747.74	1/2	203,980.87	1/2	204,213.99	1/2	204,447.11	1/2	204,680.24
9/16	203,521.91	9/16	203,755.03	9/16	203,988.15	9/16	204,221.27	9/16	204,454.40	9/16	204,687.52
5/8	203,529.19	5/8	203,762.31	5/8	203,995.44	5/8	204,228.56	5/8	204,461.68	5/8	204,694.81
11/16	203,536.48	11/16	203,769.60	11/16	204,002.72	11/16	204,235.85	11/16	204,468.97	11/16	204,702.09
3/4	203,543.76	3/4	203,776.88	3/4	204,010.01	3/4	204,243.13	3/4	204,476.25	3/4	204,709.38
13/16	203,551.05	13/16	203,784.17	13/16	204,017.29	13/16	204,250.42	13/16	204,483.54	13/16	204,716.66
7/8	203,558.33	7/8	203,791.45	7/8	204,024.58	7/8	204,257.70	7/8	204,490.82	7/8	204,723.95
15/16	203,565.62	15/16	203,798.74	15/16	204,031.86	15/16	204,264.99	15/16	204,498.11	15/16	204,731.23
3	203,572.90	5	203,806.02	7	204,039.15	9	204,272.27	11	204,505.39	1	204,738.52
1/16	203,580.19	1/16	203,813.31	1/16	204,046.43	1/16	204,279.56	1/16	204,512.68	1/16	204,745.80
1/8	203,587.47	1/8	203,820.59	1/8	204,053.72	1/8	204,286.84	1/8	204,519.96	1/8	204,753.09
3/16	203,594.76	3/16	203,827.88	3/16	204,061.00	3/16	204,294.13	3/16	204,527.25	3/16	204,760.37
1/4	203,602.04	1/4	203,835.16	1/4	204,068.29	1/4	204,301.41	1/4	204,534.53	1/4	204,767.66
5/16	203,609.33	5/16	203,842.45	5/16	204,075.57	5/16	204,308.70	5/16	204,541.82	5/16	204,774.94
3/8	203,616.61	3/8	203,849.74	3/8	204,082.86	3/8	204,315.98	3/8	204,549.10	3/8	204,782.23
7/16	203,623.90	7/16	203,857.02	7/16	204,090.14	7/16	204,323.27	7/16	204,556.39	7/16	204,789.51
1/2	203,631.18	1/2	203,864.31	1/2	204,097.43	1/2	204,330.55	1/2	204,563.67	1/2	204,796.80
9/16	203,638.47	9/16	203,871.59	9/16	204,104.71	9/16	204,337.84	9/16	204,570.96	9/16	204,804.08
5/8	203,645.75	5/8	203,878.88	5/8	204,112.00	5/8	204,345.12	5/8	204,578.24	5/8	204,811.37
11/16	203,653.04	11/16	203,886.16	11/16	204,119.28	11/16	204,352.41	11/16	204,585.53	11/16	204,818.65
3/4	203,660.32	3/4	203,893.45	3/4	204,126.57	3/4	204,359.69	3/4	204,592.81	3/4	204,825.94
13/16	203,667.61	13/16	203,900.73	13/16	204,133.85	13/16	204,366.98	13/16	204,600.10	13/16	204,833.22
7/8	203,674.89	7/8	203,908.02	7/8	204,141.14	7/8	204,374.26	7/8	204,607.38	7/8	204,840.51
15/16	203,682.18	15/16	203,915.30	15/16	204,148.42	15/16	204,381.55	15/16	204,614.67	15/16	204,847.79

This chart is Certified for Tank: 15 only. No changes are permissible without the written consent of GAUGE POINT CALIBRATION.

For calibration specification information, see certificate on page 1.

Tank No: 15
GAUGE POINT CALIBRATION
1-800-205-TANK

Red Hill, Pearl Harbor, Hawaii

Issue Date: 11/2/2005

Capacities given in barrels of 42 U.S. gallons.

Gauge Height: 257'-00 5/8"

in/in	163 FT	in/in	163 FT	in/in	163 FT	in/in	163 FT	in/in	163 FT	in/in	164 FT
2	204,855.08	4	205,088.20	6	205,321.32	8	205,554.45	10	205,787.57	0	206,020.69
1/16	204,862.36	1/16	205,095.49	1/16	205,328.61	1/16	205,561.73	1/16	205,794.86	1/16	206,027.98
1/8	204,869.65	1/8	205,102.77	1/8	205,335.89	1/8	205,569.02	1/8	205,802.14	1/8	206,035.26
3/16	204,876.93	3/16	205,110.06	3/16	205,343.18	3/16	205,576.30	3/16	205,809.43	3/16	206,042.55
1/4	204,884.22	1/4	205,117.34	1/4	205,350.46	1/4	205,583.59	1/4	205,816.71	1/4	206,049.83
5/16	204,891.50	5/16	205,124.63	5/16	205,357.75	5/16	205,590.87	5/16	205,824.00	5/16	206,057.12
3/8	204,898.79	3/8	205,131.91	3/8	205,365.03	3/8	205,598.16	3/8	205,831.28	3/8	206,064.40
7/16	204,906.07	7/16	205,139.20	7/16	205,372.32	7/16	205,605.44	7/16	205,838.57	7/16	206,071.69
1/2	204,913.36	1/2	205,146.48	1/2	205,379.60	1/2	205,612.73	1/2	205,845.85	1/2	206,078.97
9/16	204,920.64	9/16	205,153.77	9/16	205,386.89	9/16	205,620.01	9/16	205,853.14	9/16	206,086.26
5/8	204,927.93	5/8	205,161.05	5/8	205,394.17	5/8	205,627.30	5/8	205,860.42	5/8	206,093.54
11/16	204,935.21	11/16	205,168.34	11/16	205,401.46	11/16	205,634.58	11/16	205,867.71	11/16	206,100.83
3/4	204,942.50	3/4	205,175.62	3/4	205,408.75	3/4	205,641.87	3/4	205,874.99	3/4	206,108.11
13/16	204,949.78	13/16	205,182.91	13/16	205,416.03	13/16	205,649.15	13/16	205,882.28	13/16	206,115.40
7/8	204,957.07	7/8	205,190.19	7/8	205,423.32	7/8	205,656.44	7/8	205,889.56	7/8	206,122.68
15/16	204,964.35	15/16	205,197.48	15/16	205,430.60	15/16	205,663.72	15/16	205,896.85	15/16	206,129.97
3	204,971.64	5	205,204.76	7	205,437.89	9	205,671.01	11	205,904.13	1	206,137.25
1/16	204,978.92	1/16	205,212.05	1/16	205,445.17	1/16	205,678.29	1/16	205,911.42	1/16	206,144.54
1/8	204,986.21	1/8	205,219.33	1/8	205,452.46	1/8	205,685.58	1/8	205,918.70	1/8	206,151.82
3/16	204,993.49	3/16	205,226.62	3/16	205,459.74	3/16	205,692.86	3/16	205,925.99	3/16	206,159.11
1/4	205,000.78	1/4	205,233.90	1/4	205,467.03	1/4	205,700.15	1/4	205,933.27	1/4	206,166.39
5/16	205,008.07	5/16	205,241.19	5/16	205,474.31	5/16	205,707.43	5/16	205,940.56	5/16	206,173.68
3/8	205,015.35	3/8	205,248.47	3/8	205,481.60	3/8	205,714.72	3/8	205,947.84	3/8	206,180.97
7/16	205,022.64	7/16	205,255.76	7/16	205,488.88	7/16	205,722.00	7/16	205,955.13	7/16	206,188.25
1/2	205,029.92	1/2	205,263.04	1/2	205,496.17	1/2	205,729.29	1/2	205,962.41	1/2	206,195.54
9/16	205,037.21	9/16	205,270.33	9/16	205,503.45	9/16	205,736.57	9/16	205,969.70	9/16	206,202.82
5/8	205,044.49	5/8	205,277.61	5/8	205,510.74	5/8	205,743.86	5/8	205,976.98	5/8	206,210.11
11/16	205,051.78	11/16	205,284.90	11/16	205,518.02	11/16	205,751.14	11/16	205,984.27	11/16	206,217.39
3/4	205,059.06	3/4	205,292.18	3/4	205,525.31	3/4	205,758.43	3/4	205,991.55	3/4	206,224.68
13/16	205,066.35	13/16	205,299.47	13/16	205,532.59	13/16	205,765.71	13/16	205,998.84	13/16	206,231.96
7/8	205,073.63	7/8	205,306.75	7/8	205,539.88	7/8	205,773.00	7/8	206,006.12	7/8	206,239.25
15/16	205,080.92	15/16	205,314.04	15/16	205,547.16	15/16	205,780.28	15/16	206,013.41	15/16	206,246.53

This chart is Certified for Tank: 15 only. No changes are permissible without the written consent of GAUGE POINT CALIBRATION.

For calibration specification information, see certificate on page 1.

Tank No: 15
GAUGE POINT CALIBRATION
1-800-205-TANK

Red Hill, Pearl Harbor, Hawaii

Issue Date: 11/2/2005

Capacities given in barrels of 42 U.S. gallons.

Gauge Height: 257'-00 5/8"

in/in	164 FT	in/in	164 FT	in/in	164 FT	in/in	164 FT	in/in	164 FT	in/in	165 FT
2	206,253.82	4	206,486.94	6	206,720.06	8	206,953.18	10	207,186.31	0	207,419.43
1/16	206,261.10	1/16	206,494.22	1/16	206,727.35	1/16	206,960.47	1/16	207,193.59	1/16	207,426.72
1/8	206,268.39	1/8	206,501.51	1/8	206,734.63	1/8	206,967.76	1/8	207,200.88	1/8	207,434.00
3/16	206,275.67	3/16	206,508.79	3/16	206,741.92	3/16	206,975.04	3/16	207,208.16	3/16	207,441.29
1/4	206,282.96	1/4	206,516.08	1/4	206,749.20	1/4	206,982.33	1/4	207,215.45	1/4	207,448.57
5/16	206,290.24	5/16	206,523.36	5/16	206,756.49	5/16	206,989.61	5/16	207,222.73	5/16	207,455.86
3/8	206,297.53	3/8	206,530.65	3/8	206,763.77	3/8	206,996.90	3/8	207,230.02	3/8	207,463.14
7/16	206,304.81	7/16	206,537.93	7/16	206,771.06	7/16	207,004.18	7/16	207,237.30	7/16	207,470.43
1/2	206,312.10	1/2	206,545.22	1/2	206,778.34	1/2	207,011.47	1/2	207,244.59	1/2	207,477.71
9/16	206,319.38	9/16	206,552.50	9/16	206,785.63	9/16	207,018.75	9/16	207,251.87	9/16	207,485.00
5/8	206,326.67	5/8	206,559.79	5/8	206,792.91	5/8	207,026.04	5/8	207,259.16	5/8	207,492.28
11/16	206,333.95	11/16	206,567.08	11/16	206,800.20	11/16	207,033.32	11/16	207,266.44	11/16	207,499.57
3/4	206,341.24	3/4	206,574.36	3/4	206,807.48	3/4	207,040.61	3/4	207,273.73	3/4	207,506.85
13/16	206,348.52	13/16	206,581.65	13/16	206,814.77	13/16	207,047.89	13/16	207,281.01	13/16	207,514.14
7/8	206,355.81	7/8	206,588.93	7/8	206,822.05	7/8	207,055.18	7/8	207,288.30	7/8	207,521.42
15/16	206,363.09	15/16	206,596.22	15/16	206,829.34	15/16	207,062.46	15/16	207,295.58	15/16	207,528.71
3	206,370.38	5	206,603.50	7	206,836.62	9	207,069.75	11	207,302.87	1	207,535.99
1/16	206,377.66	1/16	206,610.79	1/16	206,843.91	1/16	207,077.03	1/16	207,310.15	1/16	207,543.28
1/8	206,384.95	1/8	206,618.07	1/8	206,851.19	1/8	207,084.32	1/8	207,317.44	1/8	207,550.56
3/16	206,392.23	3/16	206,625.36	3/16	206,858.48	3/16	207,091.60	3/16	207,324.72	3/16	207,557.85
1/4	206,399.52	1/4	206,632.64	1/4	206,865.76	1/4	207,098.89	1/4	207,332.01	1/4	207,565.13
5/16	206,406.80	5/16	206,639.93	5/16	206,873.05	5/16	207,106.17	5/16	207,339.29	5/16	207,572.42
3/8	206,414.09	3/8	206,647.21	3/8	206,880.33	3/8	207,113.46	3/8	207,346.58	3/8	207,579.70
7/16	206,421.37	7/16	206,654.50	7/16	206,887.62	7/16	207,120.74	7/16	207,353.87	7/16	207,586.99
1/2	206,428.66	1/2	206,661.78	1/2	206,894.90	1/2	207,128.03	1/2	207,361.15	1/2	207,594.27
9/16	206,435.94	9/16	206,669.07	9/16	206,902.19	9/16	207,135.31	9/16	207,368.44	9/16	207,601.56
5/8	206,443.23	5/8	206,676.35	5/8	206,909.47	5/8	207,142.60	5/8	207,375.72	5/8	207,608.84
11/16	206,450.51	11/16	206,683.64	11/16	206,916.76	11/16	207,149.88	11/16	207,383.01	11/16	207,616.13
3/4	206,457.80	3/4	206,690.92	3/4	206,924.04	3/4	207,157.17	3/4	207,390.29	3/4	207,623.41
13/16	206,465.08	13/16	206,698.21	13/16	206,931.33	13/16	207,164.45	13/16	207,397.58	13/16	207,630.70
7/8	206,472.37	7/8	206,705.49	7/8	206,938.61	7/8	207,171.74	7/8	207,404.86	7/8	207,637.98
15/16	206,479.65	15/16	206,712.78	15/16	206,945.90	15/16	207,179.02	15/16	207,412.15	15/16	207,645.27

This chart is Certified for Tank: 15 only. No changes are permissible without the written consent of GAUGE POINT CALIBRATION.

For calibration specification information, see certificate on page 1.

Tank No: 15
GAUGE POINT CALIBRATION
1-800-205-TANK

Red Hill, Pearl Harbor, Hawaii

Issue Date: 11/2/2005

Capacities given in barrels of 42 U.S. gallons.

Gauge Height: 257'-00 5/8"

in/in	165 FT	in/in	165 FT	in/in	165 FT	in/in	165 FT	in/in	165 FT	in/in	166 FT
2	207,652.55	4	207,885.68	6	208,118.80	8	208,351.92	10	208,585.05	0	208,818.17
1/16	207,659.84	1/16	207,892.96	1/16	208,126.09	1/16	208,359.21	1/16	208,592.33	1/16	208,825.45
1/8	207,667.12	1/8	207,900.25	1/8	208,133.37	1/8	208,366.49	1/8	208,599.62	1/8	208,832.74
3/16	207,674.41	3/16	207,907.53	3/16	208,140.66	3/16	208,373.78	3/16	208,606.90	3/16	208,840.02
1/4	207,681.69	1/4	207,914.82	1/4	208,147.94	1/4	208,381.06	1/4	208,614.19	1/4	208,847.31
5/16	207,688.98	5/16	207,922.10	5/16	208,155.23	5/16	208,388.35	5/16	208,621.47	5/16	208,854.59
3/8	207,696.26	3/8	207,929.39	3/8	208,162.51	3/8	208,395.63	3/8	208,628.76	3/8	208,861.88
7/16	207,703.55	7/16	207,936.67	7/16	208,169.80	7/16	208,402.92	7/16	208,636.04	7/16	208,869.16
1/2	207,710.83	1/2	207,943.96	1/2	208,177.08	1/2	208,410.20	1/2	208,643.33	1/2	208,876.45
9/16	207,718.12	9/16	207,951.24	9/16	208,184.37	9/16	208,417.49	9/16	208,650.61	9/16	208,883.73
5/8	207,725.40	5/8	207,958.53	5/8	208,191.65	5/8	208,424.77	5/8	208,657.90	5/8	208,891.02
11/16	207,732.69	11/16	207,965.81	11/16	208,198.94	11/16	208,432.06	11/16	208,665.18	11/16	208,898.30
3/4	207,739.98	3/4	207,973.10	3/4	208,206.22	3/4	208,439.34	3/4	208,672.47	3/4	208,905.59
13/16	207,747.26	13/16	207,980.38	13/16	208,213.51	13/16	208,446.63	13/16	208,679.75	13/16	208,912.88
7/8	207,754.55	7/8	207,987.67	7/8	208,220.79	7/8	208,453.91	7/8	208,687.04	7/8	208,920.16
15/16	207,761.83	15/16	207,994.95	15/16	208,228.08	15/16	208,461.20	15/16	208,694.32	15/16	208,927.45
3	207,769.12	5	208,002.24	7	208,235.36	9	208,468.48	11	208,701.61	1	208,934.73
1/16	207,776.40	1/16	208,009.52	1/16	208,242.65	1/16	208,475.77	1/16	208,708.89	1/16	208,942.02
1/8	207,783.69	1/8	208,016.81	1/8	208,249.93	1/8	208,483.05	1/8	208,716.18	1/8	208,949.30
3/16	207,790.97	3/16	208,024.09	3/16	208,257.22	3/16	208,490.34	3/16	208,723.46	3/16	208,956.59
1/4	207,798.26	1/4	208,031.38	1/4	208,264.50	1/4	208,497.62	1/4	208,730.75	1/4	208,963.87
5/16	207,805.54	5/16	208,038.66	5/16	208,271.79	5/16	208,504.91	5/16	208,738.03	5/16	208,971.16
3/8	207,812.83	3/8	208,045.95	3/8	208,279.07	3/8	208,512.20	3/8	208,745.32	3/8	208,978.44
7/16	207,820.11	7/16	208,053.23	7/16	208,286.36	7/16	208,519.48	7/16	208,752.60	7/16	208,985.73
1/2	207,827.40	1/2	208,060.52	1/2	208,293.64	1/2	208,526.77	1/2	208,759.89	1/2	208,993.01
9/16	207,834.68	9/16	208,067.80	9/16	208,300.93	9/16	208,534.05	9/16	208,767.17	9/16	209,000.30
5/8	207,841.97	5/8	208,075.09	5/8	208,308.21	5/8	208,541.34	5/8	208,774.46	5/8	209,007.58
11/16	207,849.25	11/16	208,082.37	11/16	208,315.50	11/16	208,548.62	11/16	208,781.74	11/16	209,014.87
3/4	207,856.54	3/4	208,089.66	3/4	208,322.78	3/4	208,555.91	3/4	208,789.03	3/4	209,022.15
13/16	207,863.82	13/16	208,096.94	13/16	208,330.07	13/16	208,563.19	13/16	208,796.31	13/16	209,029.44
7/8	207,871.11	7/8	208,104.23	7/8	208,337.35	7/8	208,570.48	7/8	208,803.60	7/8	209,036.72
15/16	207,878.39	15/16	208,111.51	15/16	208,344.64	15/16	208,577.76	15/16	208,810.88	15/16	209,044.01

This chart is Certified for Tank: 15 only. No changes are permissible without the written consent of GAUGE POINT CALIBRATION.

For calibration specification information, see certificate on page 1.

Tank No: 15
GAUGE POINT CALIBRATION
1-800-205-TANK

Red Hill, Pearl Harbor, Hawaii

Issue Date: 11/2/2005

Capacities given in barrels of 42 U.S. gallons.

Gauge Height: 257'-00 5/8"

in/in	166 FT	in/in	166 FT	in/in	166 FT	in/in	166 FT	in/in	166 FT	in/in	167 FT
2	209,051.29	4	209,284.41	6	209,517.54	8	209,750.66	10	209,983.78	0	210,216.91
1/16	209,058.58	1/16	209,291.70	1/16	209,524.82	1/16	209,757.95	1/16	209,991.07	1/16	210,224.19
1/8	209,065.86	1/8	209,298.99	1/8	209,532.11	1/8	209,765.23	1/8	209,998.35	1/8	210,231.48
3/16	209,073.15	3/16	209,306.27	3/16	209,539.39	3/16	209,772.52	3/16	210,005.64	3/16	210,238.76
1/4	209,080.43	1/4	209,313.56	1/4	209,546.68	1/4	209,779.80	1/4	210,012.92	1/4	210,246.05
5/16	209,087.72	5/16	209,320.84	5/16	209,553.96	5/16	209,787.09	5/16	210,020.21	5/16	210,253.33
3/8	209,095.00	3/8	209,328.13	3/8	209,561.25	3/8	209,794.37	3/8	210,027.49	3/8	210,260.62
7/16	209,102.29	7/16	209,335.41	7/16	209,568.53	7/16	209,801.66	7/16	210,034.78	7/16	210,267.90
1/2	209,109.57	1/2	209,342.70	1/2	209,575.82	1/2	209,808.94	1/2	210,042.06	1/2	210,275.19
9/16	209,116.86	9/16	209,349.98	9/16	209,583.10	9/16	209,816.23	9/16	210,049.35	9/16	210,282.47
5/8	209,124.14	5/8	209,357.27	5/8	209,590.39	5/8	209,823.51	5/8	210,056.63	5/8	210,289.76
11/16	209,131.43	11/16	209,364.55	11/16	209,597.67	11/16	209,830.80	11/16	210,063.92	11/16	210,297.04
3/4	209,138.71	3/4	209,371.84	3/4	209,604.96	3/4	209,838.08	3/4	210,071.21	3/4	210,304.33
13/16	209,146.00	13/16	209,379.12	13/16	209,612.24	13/16	209,845.37	13/16	210,078.49	13/16	210,311.61
7/8	209,153.28	7/8	209,386.41	7/8	209,619.53	7/8	209,852.65	7/8	210,085.78	7/8	210,318.90
15/16	209,160.57	15/16	209,393.69	15/16	209,626.81	15/16	209,859.94	15/16	210,093.06	15/16	210,326.18
3	209,167.85	5	209,400.98	7	209,634.10	9	209,867.22	11	210,100.35	1	210,333.47
1/16	209,175.14	1/16	209,408.26	1/16	209,641.38	1/16	209,874.51	1/16	210,107.63	1/16	210,340.75
1/8	209,182.42	1/8	209,415.55	1/8	209,648.67	1/8	209,881.79	1/8	210,114.92	1/8	210,348.04
3/16	209,189.71	3/16	209,422.83	3/16	209,655.95	3/16	209,889.08	3/16	210,122.20	3/16	210,355.32
1/4	209,196.99	1/4	209,430.12	1/4	209,663.24	1/4	209,896.36	1/4	210,129.49	1/4	210,362.61
5/16	209,204.28	5/16	209,437.40	5/16	209,670.52	5/16	209,903.65	5/16	210,136.77	5/16	210,369.89
3/8	209,211.56	3/8	209,444.69	3/8	209,677.81	3/8	209,910.93	3/8	210,144.06	3/8	210,377.18
7/16	209,218.85	7/16	209,451.97	7/16	209,685.10	7/16	209,918.22	7/16	210,151.34	7/16	210,384.46
1/2	209,226.13	1/2	209,459.26	1/2	209,692.38	1/2	209,925.50	1/2	210,158.63	1/2	210,391.75
9/16	209,233.42	9/16	209,466.54	9/16	209,699.67	9/16	209,932.79	9/16	210,165.91	9/16	210,399.03
5/8	209,240.70	5/8	209,473.83	5/8	209,706.95	5/8	209,940.07	5/8	210,173.20	5/8	210,406.32
11/16	209,247.99	11/16	209,481.11	11/16	209,714.24	11/16	209,947.36	11/16	210,180.48	11/16	210,413.60
3/4	209,255.27	3/4	209,488.40	3/4	209,721.52	3/4	209,954.64	3/4	210,187.77	3/4	210,420.89
13/16	209,262.56	13/16	209,495.68	13/16	209,728.81	13/16	209,961.93	13/16	210,195.05	13/16	210,428.17
7/8	209,269.84	7/8	209,502.97	7/8	209,736.09	7/8	209,969.21	7/8	210,202.34	7/8	210,435.46
15/16	209,277.13	15/16	209,510.25	15/16	209,743.38	15/16	209,976.50	15/16	210,209.62	15/16	210,442.74

This chart is Certified for Tank: 15 only. No changes are permissible without the written consent of GAUGE POINT CALIBRATION.

For calibration specification information, see certificate on page 1.

Tank No: 15
GAUGE POINT CALIBRATION
1-800-205-TANK

Red Hill, Pearl Harbor, Hawaii

Issue Date: 11/2/2005

Capacities given in barrels of 42 U.S. gallons.

Gauge Height: 257'-00 5/8"

in/in	167 FT	in/in	167 FT	in/in	167 FT	in/in	167 FT	in/in	167 FT	in/in	168 FT
2	210,450.03	4	210,683.15	6	210,916.28	8	211,149.40	10	211,382.52	0	211,615.64
1/16	210,457.31	1/16	210,690.44	1/16	210,923.56	1/16	211,156.68	1/16	211,389.81	1/16	211,622.93
1/8	210,464.60	1/8	210,697.72	1/8	210,930.85	1/8	211,163.97	1/8	211,397.09	1/8	211,630.22
3/16	210,471.89	3/16	210,705.01	3/16	210,938.13	3/16	211,171.25	3/16	211,404.38	3/16	211,637.50
1/4	210,479.17	1/4	210,712.29	1/4	210,945.42	1/4	211,178.54	1/4	211,411.66	1/4	211,644.79
5/16	210,486.46	5/16	210,719.58	5/16	210,952.70	5/16	211,185.82	5/16	211,418.95	5/16	211,652.07
3/8	210,493.74	3/8	210,726.86	3/8	210,959.99	3/8	211,193.11	3/8	211,426.23	3/8	211,659.36
7/16	210,501.03	7/16	210,734.15	7/16	210,967.27	7/16	211,200.39	7/16	211,433.52	7/16	211,666.64
1/2	210,508.31	1/2	210,741.43	1/2	210,974.56	1/2	211,207.68	1/2	211,440.80	1/2	211,673.93
9/16	210,515.60	9/16	210,748.72	9/16	210,981.84	9/16	211,214.96	9/16	211,448.09	9/16	211,681.21
5/8	210,522.88	5/8	210,756.00	5/8	210,989.13	5/8	211,222.25	5/8	211,455.37	5/8	211,688.50
11/16	210,530.17	11/16	210,763.29	11/16	210,996.41	11/16	211,229.53	11/16	211,462.66	11/16	211,695.78
3/4	210,537.45	3/4	210,770.57	3/4	211,003.70	3/4	211,236.82	3/4	211,469.94	3/4	211,703.07
13/16	210,544.74	13/16	210,777.86	13/16	211,010.98	13/16	211,244.11	13/16	211,477.23	13/16	211,710.35
7/8	210,552.02	7/8	210,785.14	7/8	211,018.27	7/8	211,251.39	7/8	211,484.51	7/8	211,717.64
15/16	210,559.31	15/16	210,792.43	15/16	211,025.55	15/16	211,258.68	15/16	211,491.80	15/16	211,724.92
3	210,566.59	5	210,799.71	7	211,032.84	9	211,265.96	11	211,499.08	1	211,732.21
1/16	210,573.88	1/16	210,807.00	1/16	211,040.12	1/16	211,273.25	1/16	211,506.37	1/16	211,739.49
1/8	210,581.16	1/8	210,814.28	1/8	211,047.41	1/8	211,280.53	1/8	211,513.65	1/8	211,746.78
3/16	210,588.45	3/16	210,821.57	3/16	211,054.69	3/16	211,287.82	3/16	211,520.94	3/16	211,754.06
1/4	210,595.73	1/4	210,828.85	1/4	211,061.98	1/4	211,295.10	1/4	211,528.22	1/4	211,761.35
5/16	210,603.02	5/16	210,836.14	5/16	211,069.26	5/16	211,302.39	5/16	211,535.51	5/16	211,768.63
3/8	210,610.30	3/8	210,843.42	3/8	211,076.55	3/8	211,309.67	3/8	211,542.79	3/8	211,775.92
7/16	210,617.59	7/16	210,850.71	7/16	211,083.83	7/16	211,316.96	7/16	211,550.08	7/16	211,783.20
1/2	210,624.87	1/2	210,858.00	1/2	211,091.12	1/2	211,324.24	1/2	211,557.36	1/2	211,790.49
9/16	210,632.16	9/16	210,865.28	9/16	211,098.40	9/16	211,331.53	9/16	211,564.65	9/16	211,797.77
5/8	210,639.44	5/8	210,872.57	5/8	211,105.69	5/8	211,338.81	5/8	211,571.93	5/8	211,805.06
11/16	210,646.73	11/16	210,879.85	11/16	211,112.97	11/16	211,346.10	11/16	211,579.22	11/16	211,812.34
3/4	210,654.01	3/4	210,887.14	3/4	211,120.26	3/4	211,353.38	3/4	211,586.50	3/4	211,819.63
13/16	210,661.30	13/16	210,894.42	13/16	211,127.54	13/16	211,360.67	13/16	211,593.79	13/16	211,826.91
7/8	210,668.58	7/8	210,901.71	7/8	211,134.83	7/8	211,367.95	7/8	211,601.07	7/8	211,834.20
15/16	210,675.87	15/16	210,908.99	15/16	211,142.11	15/16	211,375.24	15/16	211,608.36	15/16	211,841.48

This chart is Certified for Tank: 15 only. No changes are permissible without the written consent of GAUGE POINT CALIBRATION.

For calibration specification information, see certificate on page 1.

Tank No: 15
GAUGE POINT CALIBRATION
1-800-205-TANK

Red Hill, Pearl Harbor, Hawaii

Issue Date: 11/2/2005

Capacities given in barrels of 42 U.S. gallons.

Gauge Height: 257'-00 5/8"

in/in	168 FT	in/in	168 FT	in/in	168 FT	in/in	168 FT	in/in	168 FT	in/in	169 FT
2	211,848.77	4	212,081.89	6	212,315.01	8	212,548.14	10	212,781.26	0	213,014.38
1/16	211,856.05	1/16	212,089.18	1/16	212,322.30	1/16	212,555.42	1/16	212,788.54	1/16	213,021.67
1/8	211,863.34	1/8	212,096.46	1/8	212,329.58	1/8	212,562.71	1/8	212,795.83	1/8	213,028.95
3/16	211,870.62	3/16	212,103.75	3/16	212,336.87	3/16	212,569.99	3/16	212,803.12	3/16	213,036.24
1/4	211,877.91	1/4	212,111.03	1/4	212,344.15	1/4	212,577.28	1/4	212,810.40	1/4	213,043.52
5/16	211,885.19	5/16	212,118.32	5/16	212,351.44	5/16	212,584.56	5/16	212,817.69	5/16	213,050.81
3/8	211,892.48	3/8	212,125.60	3/8	212,358.72	3/8	212,591.85	3/8	212,824.97	3/8	213,058.09
7/16	211,899.76	7/16	212,132.89	7/16	212,366.01	7/16	212,599.13	7/16	212,832.26	7/16	213,065.38
1/2	211,907.05	1/2	212,140.17	1/2	212,373.29	1/2	212,606.42	1/2	212,839.54	1/2	213,072.66
9/16	211,914.33	9/16	212,147.46	9/16	212,380.58	9/16	212,613.70	9/16	212,846.83	9/16	213,079.95
5/8	211,921.62	5/8	212,154.74	5/8	212,387.86	5/8	212,620.99	5/8	212,854.11	5/8	213,087.23
11/16	211,928.90	11/16	212,162.03	11/16	212,395.15	11/16	212,628.27	11/16	212,861.40	11/16	213,094.52
3/4	211,936.19	3/4	212,169.31	3/4	212,402.43	3/4	212,635.56	3/4	212,868.68	3/4	213,101.80
13/16	211,943.47	13/16	212,176.60	13/16	212,409.72	13/16	212,642.84	13/16	212,875.97	13/16	213,109.09
7/8	211,950.76	7/8	212,183.88	7/8	212,417.01	7/8	212,650.13	7/8	212,883.25	7/8	213,116.37
15/16	211,958.04	15/16	212,191.17	15/16	212,424.29	15/16	212,657.41	15/16	212,890.54	15/16	213,123.66
3	211,965.33	5	212,198.45	7	212,431.58	9	212,664.70	11	212,897.82	1	213,130.94
1/16	211,972.61	1/16	212,205.74	1/16	212,438.86	1/16	212,671.98	1/16	212,905.11	1/16	213,138.23
1/8	211,979.90	1/8	212,213.02	1/8	212,446.15	1/8	212,679.27	1/8	212,912.39	1/8	213,145.51
3/16	211,987.18	3/16	212,220.31	3/16	212,453.43	3/16	212,686.55	3/16	212,919.68	3/16	213,152.80
1/4	211,994.47	1/4	212,227.59	1/4	212,460.72	1/4	212,693.84	1/4	212,926.96	1/4	213,160.08
5/16	212,001.75	5/16	212,234.88	5/16	212,468.00	5/16	212,701.12	5/16	212,934.25	5/16	213,167.37
3/8	212,009.04	3/8	212,242.16	3/8	212,475.29	3/8	212,708.41	3/8	212,941.53	3/8	213,174.65
7/16	212,016.32	7/16	212,249.45	7/16	212,482.57	7/16	212,715.69	7/16	212,948.82	7/16	213,181.94
1/2	212,023.61	1/2	212,256.73	1/2	212,489.86	1/2	212,722.98	1/2	212,956.10	1/2	213,189.23
9/16	212,030.90	9/16	212,264.02	9/16	212,497.14	9/16	212,730.26	9/16	212,963.39	9/16	213,196.51
5/8	212,038.18	5/8	212,271.30	5/8	212,504.43	5/8	212,737.55	5/8	212,970.67	5/8	213,203.80
11/16	212,045.47	11/16	212,278.59	11/16	212,511.71	11/16	212,744.83	11/16	212,977.96	11/16	213,211.08
3/4	212,052.75	3/4	212,285.87	3/4	212,519.00	3/4	212,752.12	3/4	212,985.24	3/4	213,218.37
13/16	212,060.04	13/16	212,293.16	13/16	212,526.28	13/16	212,759.40	13/16	212,992.53	13/16	213,225.65
7/8	212,067.32	7/8	212,300.44	7/8	212,533.57	7/8	212,766.69	7/8	212,999.81	7/8	213,232.94
15/16	212,074.61	15/16	212,307.73	15/16	212,540.85	15/16	212,773.97	15/16	213,007.10	15/16	213,240.22

This chart is Certified for Tank: 15 only. No changes are permissible without the written consent of GAUGE POINT CALIBRATION.

For calibration specification information, see certificate on page 1.

Tank No: 15
GAUGE POINT CALIBRATION
1-800-205-TANK

Red Hill, Pearl Harbor, Hawaii

Issue Date: 11/2/2005

Capacities given in barrels of 42 U.S. gallons.

Gauge Height: 257'-00 5/8"

in/in	169 FT	in/in	169 FT	in/in	169 FT	in/in	169 FT	in/in	169 FT	in/in	170 FT
2	213,247.51	4	213,480.63	6	213,713.75	8	213,946.87	10	214,180.00	0	214,413.12
1/16	213,254.79	1/16	213,487.91	1/16	213,721.04	1/16	213,954.16	1/16	214,187.28	1/16	214,420.41
1/8	213,262.08	1/8	213,495.20	1/8	213,728.32	1/8	213,961.44	1/8	214,194.57	1/8	214,427.69
3/16	213,269.36	3/16	213,502.48	3/16	213,735.61	3/16	213,968.73	3/16	214,201.85	3/16	214,434.98
1/4	213,276.65	1/4	213,509.77	1/4	213,742.89	1/4	213,976.02	1/4	214,209.14	1/4	214,442.26
5/16	213,283.93	5/16	213,517.05	5/16	213,750.18	5/16	213,983.30	5/16	214,216.42	5/16	214,449.55
3/8	213,291.22	3/8	213,524.34	3/8	213,757.46	3/8	213,990.59	3/8	214,223.71	3/8	214,456.83
7/16	213,298.50	7/16	213,531.62	7/16	213,764.75	7/16	213,997.87	7/16	214,230.99	7/16	214,464.12
1/2	213,305.79	1/2	213,538.91	1/2	213,772.03	1/2	214,005.16	1/2	214,238.28	1/2	214,471.40
9/16	213,313.07	9/16	213,546.19	9/16	213,779.32	9/16	214,012.44	9/16	214,245.56	9/16	214,478.69
5/8	213,320.36	5/8	213,553.48	5/8	213,786.60	5/8	214,019.73	5/8	214,252.85	5/8	214,485.97
11/16	213,327.64	11/16	213,560.76	11/16	213,793.89	11/16	214,027.01	11/16	214,260.13	11/16	214,493.26
3/4	213,334.93	3/4	213,568.05	3/4	213,801.17	3/4	214,034.30	3/4	214,267.42	3/4	214,500.54
13/16	213,342.21	13/16	213,575.33	13/16	213,808.46	13/16	214,041.58	13/16	214,274.70	13/16	214,507.83
7/8	213,349.50	7/8	213,582.62	7/8	213,815.74	7/8	214,048.87	7/8	214,281.99	7/8	214,515.11
15/16	213,356.78	15/16	213,589.91	15/16	213,823.03	15/16	214,056.15	15/16	214,289.27	15/16	214,522.40
3	213,364.07	5	213,597.19	7	213,830.31	9	214,063.44	11	214,296.56	1	214,529.68
1/16	213,371.35	1/16	213,604.48	1/16	213,837.60	1/16	214,070.72	1/16	214,303.84	1/16	214,536.97
1/8	213,378.64	1/8	213,611.76	1/8	213,844.88	1/8	214,078.01	1/8	214,311.13	1/8	214,544.25
3/16	213,385.92	3/16	213,619.05	3/16	213,852.17	3/16	214,085.29	3/16	214,318.41	3/16	214,551.54
1/4	213,393.21	1/4	213,626.33	1/4	213,859.45	1/4	214,092.58	1/4	214,325.70	1/4	214,558.82
5/16	213,400.49	5/16	213,633.62	5/16	213,866.74	5/16	214,099.86	5/16	214,332.98	5/16	214,566.11
3/8	213,407.78	3/8	213,640.90	3/8	213,874.02	3/8	214,107.15	3/8	214,340.27	3/8	214,573.39
7/16	213,415.06	7/16	213,648.19	7/16	213,881.31	7/16	214,114.43	7/16	214,347.55	7/16	214,580.68
1/2	213,422.35	1/2	213,655.47	1/2	213,888.59	1/2	214,121.72	1/2	214,354.84	1/2	214,587.96
9/16	213,429.63	9/16	213,662.76	9/16	213,895.88	9/16	214,129.00	9/16	214,362.13	9/16	214,595.25
5/8	213,436.92	5/8	213,670.04	5/8	213,903.16	5/8	214,136.29	5/8	214,369.41	5/8	214,602.53
11/16	213,444.20	11/16	213,677.33	11/16	213,910.45	11/16	214,143.57	11/16	214,376.70	11/16	214,609.82
3/4	213,451.49	3/4	213,684.61	3/4	213,917.73	3/4	214,150.86	3/4	214,383.98	3/4	214,617.10
13/16	213,458.77	13/16	213,691.90	13/16	213,925.02	13/16	214,158.14	13/16	214,391.27	13/16	214,624.39
7/8	213,466.06	7/8	213,699.18	7/8	213,932.30	7/8	214,165.43	7/8	214,398.55	7/8	214,631.67
15/16	213,473.34	15/16	213,706.47	15/16	213,939.59	15/16	214,172.71	15/16	214,405.84	15/16	214,638.96

This chart is Certified for Tank: 15 only. No changes are permissible without the written consent of GAUGE POINT CALIBRATION.

For calibration specification information, see certificate on page 1.

Tank No: 15
GAUGE POINT CALIBRATION
1-800-205-TANK

Red Hill, Pearl Harbor, Hawaii

Issue Date: 11/2/2005

Capacities given in barrels of 42 U.S. gallons.

Gauge Height: 257'-00 5/8"

in/in	170 FT	in/in	170 FT	in/in	170 FT	in/in	170 FT	in/in	170 FT	in/in	171 FT
2	214,646.24	4	214,879.37	6	215,112.49	8	215,345.61	10	215,578.74	0	215,811.86
1/16	214,653.53	1/16	214,886.65	1/16	215,119.77	1/16	215,352.90	1/16	215,586.02	1/16	215,819.14
1/8	214,660.81	1/8	214,893.94	1/8	215,127.06	1/8	215,360.18	1/8	215,593.31	1/8	215,826.43
3/16	214,668.10	3/16	214,901.22	3/16	215,134.35	3/16	215,367.47	3/16	215,600.59	3/16	215,833.71
1/4	214,675.38	1/4	214,908.51	1/4	215,141.63	1/4	215,374.75	1/4	215,607.88	1/4	215,841.00
5/16	214,682.67	5/16	214,915.79	5/16	215,148.92	5/16	215,382.04	5/16	215,615.16	5/16	215,848.28
3/8	214,689.95	3/8	214,923.08	3/8	215,156.20	3/8	215,389.32	3/8	215,622.45	3/8	215,855.57
7/16	214,697.24	7/16	214,930.36	7/16	215,163.49	7/16	215,396.61	7/16	215,629.73	7/16	215,862.85
1/2	214,704.52	1/2	214,937.65	1/2	215,170.77	1/2	215,403.89	1/2	215,637.02	1/2	215,870.14
9/16	214,711.81	9/16	214,944.93	9/16	215,178.06	9/16	215,411.18	9/16	215,644.30	9/16	215,877.42
5/8	214,719.09	5/8	214,952.22	5/8	215,185.34	5/8	215,418.46	5/8	215,651.59	5/8	215,884.71
11/16	214,726.38	11/16	214,959.50	11/16	215,192.63	11/16	215,425.75	11/16	215,658.87	11/16	215,891.99
3/4	214,733.66	3/4	214,966.79	3/4	215,199.91	3/4	215,433.03	3/4	215,666.16	3/4	215,899.28
13/16	214,740.95	13/16	214,974.07	13/16	215,207.20	13/16	215,440.32	13/16	215,673.44	13/16	215,906.56
7/8	214,748.24	7/8	214,981.36	7/8	215,214.48	7/8	215,447.60	7/8	215,680.73	7/8	215,913.85
15/16	214,755.52	15/16	214,988.64	15/16	215,221.77	15/16	215,454.89	15/16	215,688.01	15/16	215,921.14
3	214,762.81	5	214,995.93	7	215,229.05	9	215,462.17	11	215,695.30	1	215,928.42
1/16	214,770.09	1/16	215,003.21	1/16	215,236.34	1/16	215,469.46	1/16	215,702.58	1/16	215,935.71
1/8	214,777.38	1/8	215,010.50	1/8	215,243.62	1/8	215,476.74	1/8	215,709.87	1/8	215,942.99
3/16	214,784.66	3/16	215,017.78	3/16	215,250.91	3/16	215,484.03	3/16	215,717.15	3/16	215,950.28
1/4	214,791.95	1/4	215,025.07	1/4	215,258.19	1/4	215,491.31	1/4	215,724.44	1/4	215,957.56
5/16	214,799.23	5/16	215,032.35	5/16	215,265.48	5/16	215,498.60	5/16	215,731.72	5/16	215,964.85
3/8	214,806.52	3/8	215,039.64	3/8	215,272.76	3/8	215,505.88	3/8	215,739.01	3/8	215,972.13
7/16	214,813.80	7/16	215,046.92	7/16	215,280.05	7/16	215,513.17	7/16	215,746.29	7/16	215,979.42
1/2	214,821.09	1/2	215,054.21	1/2	215,287.33	1/2	215,520.45	1/2	215,753.58	1/2	215,986.70
9/16	214,828.37	9/16	215,061.49	9/16	215,294.62	9/16	215,527.74	9/16	215,760.86	9/16	215,993.99
5/8	214,835.66	5/8	215,068.78	5/8	215,301.90	5/8	215,535.03	5/8	215,768.15	5/8	216,001.27
11/16	214,842.94	11/16	215,076.06	11/16	215,309.19	11/16	215,542.31	11/16	215,775.43	11/16	216,008.56
3/4	214,850.23	3/4	215,083.35	3/4	215,316.47	3/4	215,549.60	3/4	215,782.72	3/4	216,015.84
13/16	214,857.51	13/16	215,090.63	13/16	215,323.76	13/16	215,556.88	13/16	215,790.00	13/16	216,023.13
7/8	214,864.80	7/8	215,097.92	7/8	215,331.04	7/8	215,564.17	7/8	215,797.29	7/8	216,030.41
15/16	214,872.08	15/16	215,105.20	15/16	215,338.33	15/16	215,571.45	15/16	215,804.57	15/16	216,037.70

This chart is Certified for Tank: 15 only. No changes are permissible without the written consent of GAUGE POINT CALIBRATION.

For calibration specification information, see certificate on page 1.

Tank No: 15
GAUGE POINT CALIBRATION
1-800-205-TANK

Red Hill, Pearl Harbor, Hawaii

Issue Date: 11/2/2005

Capacities given in barrels of 42 U.S. gallons.

Gauge Height: 257'-00 5/8"

in/in	171 FT	in/in	171 FT	in/in	171 FT	in/in	171 FT	in/in	171 FT	in/in	172 FT
2	216,044.98	4	216,278.10	6	216,511.23	8	216,744.35	10	216,977.41	0	217,210.53
1/16	216,052.27	1/16	216,285.39	1/16	216,518.51	1/16	216,751.63	1/16	216,984.70	1/16	217,217.82
1/8	216,059.55	1/8	216,292.67	1/8	216,525.80	1/8	216,758.91	1/8	216,991.98	1/8	217,225.10
3/16	216,066.84	3/16	216,299.96	3/16	216,533.08	3/16	216,766.19	3/16	216,999.27	3/16	217,232.39
1/4	216,074.12	1/4	216,307.25	1/4	216,540.37	1/4	216,773.48	1/4	217,006.55	1/4	217,239.67
5/16	216,081.41	5/16	216,314.53	5/16	216,547.65	5/16	216,780.76	5/16	217,013.84	5/16	217,246.96
3/8	216,088.69	3/8	216,321.82	3/8	216,554.94	3/8	216,788.04	3/8	217,021.12	3/8	217,254.24
7/16	216,095.98	7/16	216,329.10	7/16	216,562.22	7/16	216,795.32	7/16	217,028.41	7/16	217,261.53
1/2	216,103.26	1/2	216,336.39	1/2	216,569.51	1/2	216,802.60	1/2	217,035.69	1/2	217,268.81
9/16	216,110.55	9/16	216,343.67	9/16	216,576.79	9/16	216,809.88	9/16	217,042.98	9/16	217,276.10
5/8	216,117.83	5/8	216,350.96	5/8	216,584.08	5/8	216,817.16	5/8	217,050.26	5/8	217,283.38
11/16	216,125.12	11/16	216,358.24	11/16	216,591.36	11/16	216,824.44	11/16	217,057.55	11/16	217,290.67
3/4	216,132.40	3/4	216,365.53	3/4	216,598.65	3/4	216,831.72	3/4	217,064.83	3/4	217,297.95
13/16	216,139.69	13/16	216,372.81	13/16	216,605.93	13/16	216,839.01	13/16	217,072.12	13/16	217,305.24
7/8	216,146.97	7/8	216,380.10	7/8	216,613.22	7/8	216,846.29	7/8	217,079.40	7/8	217,312.52
15/16	216,154.26	15/16	216,387.38	15/16	216,620.50	15/16	216,853.57	15/16	217,086.69	15/16	217,319.81
3	216,161.54	5	216,394.67	7	216,627.79	9	216,860.85	11	217,093.97	1	217,327.09
1/16	216,168.83	1/16	216,401.95	1/16	216,635.07	1/16	216,868.13	1/16	217,101.26	1/16	217,334.38
1/8	216,176.11	1/8	216,409.24	1/8	216,642.36	1/8	216,875.42	1/8	217,108.54	1/8	217,341.66
3/16	216,183.40	3/16	216,416.52	3/16	216,649.64	3/16	216,882.70	3/16	217,115.83	3/16	217,348.95
1/4	216,190.68	1/4	216,423.81	1/4	216,656.93	1/4	216,889.99	1/4	217,123.11	1/4	217,356.24
5/16	216,197.97	5/16	216,431.09	5/16	216,664.21	5/16	216,897.27	5/16	217,130.40	5/16	217,363.52
3/8	216,205.25	3/8	216,438.38	3/8	216,671.50	3/8	216,904.56	3/8	217,137.68	3/8	217,370.81
7/16	216,212.54	7/16	216,445.66	7/16	216,678.78	7/16	216,911.84	7/16	217,144.97	7/16	217,378.09
1/2	216,219.82	1/2	216,452.95	1/2	216,686.07	1/2	216,919.13	1/2	217,152.25	1/2	217,385.38
9/16	216,227.11	9/16	216,460.23	9/16	216,693.36	9/16	216,926.41	9/16	217,159.54	9/16	217,392.66
5/8	216,234.39	5/8	216,467.52	5/8	216,700.64	5/8	216,933.70	5/8	217,166.82	5/8	217,399.95
11/16	216,241.68	11/16	216,474.80	11/16	216,707.93	11/16	216,940.98	11/16	217,174.11	11/16	217,407.23
3/4	216,248.96	3/4	216,482.09	3/4	216,715.21	3/4	216,948.27	3/4	217,181.39	3/4	217,414.52
13/16	216,256.25	13/16	216,489.37	13/16	216,722.50	13/16	216,955.55	13/16	217,188.68	13/16	217,421.80
7/8	216,263.53	7/8	216,496.66	7/8	216,729.78	7/8	216,962.84	7/8	217,195.96	7/8	217,429.09
15/16	216,270.82	15/16	216,503.94	15/16	216,737.07	15/16	216,970.13	15/16	217,203.25	15/16	217,436.37

This chart is Certified for Tank: 15 only. No changes are permissible without the written consent of GAUGE POINT CALIBRATION.

For calibration specification information, see certificate on page 1.

Tank No: 15
GAUGE POINT CALIBRATION
1-800-205-TANK

Red Hill, Pearl Harbor, Hawaii

Issue Date: 11/2/2005

Capacities given in barrels of 42 U.S. gallons.

Gauge Height: 257'-00 5/8"

in/in	172 FT	in/in	172 FT	in/in	172 FT	in/in	172 FT	in/in	172 FT	in/in	173 FT
2	217,443.66	4	217,676.78	6	217,909.90	8	218,143.03	10	218,376.15	0	218,609.27
1/16	217,450.94	1/16	217,684.06	1/16	217,917.19	1/16	218,150.31	1/16	218,383.43	1/16	218,616.56
1/8	217,458.23	1/8	217,691.35	1/8	217,924.47	1/8	218,157.60	1/8	218,390.72	1/8	218,623.84
3/16	217,465.51	3/16	217,698.63	3/16	217,931.76	3/16	218,164.88	3/16	218,398.00	3/16	218,631.13
1/4	217,472.80	1/4	217,705.92	1/4	217,939.04	1/4	218,172.17	1/4	218,405.29	1/4	218,638.41
5/16	217,480.08	5/16	217,713.20	5/16	217,946.33	5/16	218,179.45	5/16	218,412.57	5/16	218,645.70
3/8	217,487.37	3/8	217,720.49	3/8	217,953.61	3/8	218,186.74	3/8	218,419.86	3/8	218,652.98
7/16	217,494.65	7/16	217,727.77	7/16	217,960.90	7/16	218,194.02	7/16	218,427.14	7/16	218,660.27
1/2	217,501.94	1/2	217,735.06	1/2	217,968.18	1/2	218,201.31	1/2	218,434.43	1/2	218,667.55
9/16	217,509.22	9/16	217,742.35	9/16	217,975.47	9/16	218,208.59	9/16	218,441.71	9/16	218,674.84
5/8	217,516.51	5/8	217,749.63	5/8	217,982.75	5/8	218,215.88	5/8	218,449.00	5/8	218,682.12
11/16	217,523.79	11/16	217,756.92	11/16	217,990.04	11/16	218,223.16	11/16	218,456.28	11/16	218,689.41
3/4	217,531.08	3/4	217,764.20	3/4	217,997.32	3/4	218,230.45	3/4	218,463.57	3/4	218,696.69
13/16	217,538.36	13/16	217,771.49	13/16	218,004.61	13/16	218,237.73	13/16	218,470.85	13/16	218,703.98
7/8	217,545.65	7/8	217,778.77	7/8	218,011.89	7/8	218,245.02	7/8	218,478.14	7/8	218,711.26
15/16	217,552.93	15/16	217,786.06	15/16	218,019.18	15/16	218,252.30	15/16	218,485.42	15/16	218,718.55
3	217,560.22	5	217,793.34	7	218,026.46	9	218,259.59	11	218,492.71	1	218,725.83
1/16	217,567.50	1/16	217,800.63	1/16	218,033.75	1/16	218,266.87	1/16	218,499.99	1/16	218,733.12
1/8	217,574.79	1/8	217,807.91	1/8	218,041.03	1/8	218,274.16	1/8	218,507.28	1/8	218,740.40
3/16	217,582.07	3/16	217,815.20	3/16	218,048.32	3/16	218,281.44	3/16	218,514.56	3/16	218,747.69
1/4	217,589.36	1/4	217,822.48	1/4	218,055.60	1/4	218,288.73	1/4	218,521.85	1/4	218,754.97
5/16	217,596.64	5/16	217,829.77	5/16	218,062.89	5/16	218,296.01	5/16	218,529.14	5/16	218,762.26
3/8	217,603.93	3/8	217,837.05	3/8	218,070.17	3/8	218,303.30	3/8	218,536.42	3/8	218,769.54
7/16	217,611.21	7/16	217,844.34	7/16	218,077.46	7/16	218,310.58	7/16	218,543.71	7/16	218,776.83
1/2	217,618.50	1/2	217,851.62	1/2	218,084.74	1/2	218,317.87	1/2	218,550.99	1/2	218,784.11
9/16	217,625.78	9/16	217,858.91	9/16	218,092.03	9/16	218,325.15	9/16	218,558.28	9/16	218,791.40
5/8	217,633.07	5/8	217,866.19	5/8	218,099.31	5/8	218,332.44	5/8	218,565.56	5/8	218,798.68
11/16	217,640.35	11/16	217,873.48	11/16	218,106.60	11/16	218,339.72	11/16	218,572.85	11/16	218,805.97
3/4	217,647.64	3/4	217,880.76	3/4	218,113.88	3/4	218,347.01	3/4	218,580.13	3/4	218,813.25
13/16	217,654.92	13/16	217,888.05	13/16	218,121.17	13/16	218,354.29	13/16	218,587.42	13/16	218,820.54
7/8	217,662.21	7/8	217,895.33	7/8	218,128.46	7/8	218,361.58	7/8	218,594.70	7/8	218,827.82
15/16	217,669.49	15/16	217,902.62	15/16	218,135.74	15/16	218,368.86	15/16	218,601.99	15/16	218,835.11

This chart is Certified for Tank: 15 only. No changes are permissible without the written consent of GAUGE POINT CALIBRATION.

For calibration specification information, see certificate on page 1.

Tank No: 15
GAUGE POINT CALIBRATION
1-800-205-TANK

Red Hill, Pearl Harbor, Hawaii

Issue Date: 11/2/2005

Capacities given in barrels of 42 U.S. gallons.

Gauge Height: 257'-00 5/8"

in/in	173 FT	in/in	173 FT	in/in	173 FT	in/in	173 FT	in/in	173 FT	in/in	174 FT
2	218,842.39	4	219,075.52	6	219,308.64	8	219,541.76	10	219,774.89	0	220,008.01
1/16	218,849.68	1/16	219,082.80	1/16	219,315.93	1/16	219,549.05	1/16	219,782.17	1/16	220,015.29
1/8	218,856.96	1/8	219,090.09	1/8	219,323.21	1/8	219,556.33	1/8	219,789.46	1/8	220,022.58
3/16	218,864.25	3/16	219,097.37	3/16	219,330.50	3/16	219,563.62	3/16	219,796.74	3/16	220,029.86
1/4	218,871.53	1/4	219,104.66	1/4	219,337.78	1/4	219,570.90	1/4	219,804.03	1/4	220,037.15
5/16	218,878.82	5/16	219,111.94	5/16	219,345.07	5/16	219,578.19	5/16	219,811.31	5/16	220,044.43
3/8	218,886.10	3/8	219,119.23	3/8	219,352.35	3/8	219,585.47	3/8	219,818.60	3/8	220,051.72
7/16	218,893.39	7/16	219,126.51	7/16	219,359.64	7/16	219,592.76	7/16	219,825.88	7/16	220,059.00
1/2	218,900.67	1/2	219,133.80	1/2	219,366.92	1/2	219,600.04	1/2	219,833.17	1/2	220,066.29
9/16	218,907.96	9/16	219,141.08	9/16	219,374.21	9/16	219,607.33	9/16	219,840.45	9/16	220,073.57
5/8	218,915.25	5/8	219,148.37	5/8	219,381.49	5/8	219,614.61	5/8	219,847.74	5/8	220,080.86
11/16	218,922.53	11/16	219,155.65	11/16	219,388.78	11/16	219,621.90	11/16	219,855.02	11/16	220,088.15
3/4	218,929.82	3/4	219,162.94	3/4	219,396.06	3/4	219,629.18	3/4	219,862.31	3/4	220,095.43
13/16	218,937.10	13/16	219,170.22	13/16	219,403.35	13/16	219,636.47	13/16	219,869.59	13/16	220,102.72
7/8	218,944.39	7/8	219,177.51	7/8	219,410.63	7/8	219,643.75	7/8	219,876.88	7/8	220,110.00
15/16	218,951.67	15/16	219,184.79	15/16	219,417.92	15/16	219,651.04	15/16	219,884.16	15/16	220,117.29
3	218,958.96	5	219,192.08	7	219,425.20	9	219,658.32	11	219,891.45	1	220,124.57
1/16	218,966.24	1/16	219,199.36	1/16	219,432.49	1/16	219,665.61	1/16	219,898.73	1/16	220,131.86
1/8	218,973.53	1/8	219,206.65	1/8	219,439.77	1/8	219,672.89	1/8	219,906.02	1/8	220,139.14
3/16	218,980.81	3/16	219,213.93	3/16	219,447.06	3/16	219,680.18	3/16	219,913.30	3/16	220,146.43
1/4	218,988.10	1/4	219,221.22	1/4	219,454.34	1/4	219,687.47	1/4	219,920.59	1/4	220,153.71
5/16	218,995.38	5/16	219,228.50	5/16	219,461.63	5/16	219,694.75	5/16	219,927.87	5/16	220,161.00
3/8	219,002.67	3/8	219,235.79	3/8	219,468.91	3/8	219,702.04	3/8	219,935.16	3/8	220,168.28
7/16	219,009.95	7/16	219,243.07	7/16	219,476.20	7/16	219,709.32	7/16	219,942.44	7/16	220,175.57
1/2	219,017.24	1/2	219,250.36	1/2	219,483.48	1/2	219,716.61	1/2	219,949.73	1/2	220,182.85
9/16	219,024.52	9/16	219,257.64	9/16	219,490.77	9/16	219,723.89	9/16	219,957.01	9/16	220,190.14
5/8	219,031.81	5/8	219,264.93	5/8	219,498.05	5/8	219,731.18	5/8	219,964.30	5/8	220,197.42
11/16	219,039.09	11/16	219,272.21	11/16	219,505.34	11/16	219,738.46	11/16	219,971.58	11/16	220,204.71
3/4	219,046.38	3/4	219,279.50	3/4	219,512.62	3/4	219,745.75	3/4	219,978.87	3/4	220,211.99
13/16	219,053.66	13/16	219,286.78	13/16	219,519.91	13/16	219,753.03	13/16	219,986.15	13/16	220,219.28
7/8	219,060.95	7/8	219,294.07	7/8	219,527.19	7/8	219,760.32	7/8	219,993.44	7/8	220,226.56
15/16	219,068.23	15/16	219,301.36	15/16	219,534.48	15/16	219,767.60	15/16	220,000.72	15/16	220,233.85

This chart is Certified for Tank: 15 only. No changes are permissible without the written consent of GAUGE POINT CALIBRATION.

For calibration specification information, see certificate on page 1.

Tank No: 15
GAUGE POINT CALIBRATION
1-800-205-TANK

Red Hill, Pearl Harbor, Hawaii

Issue Date: 11/2/2005

Capacities given in barrels of 42 U.S. gallons.

Gauge Height: 257'-00 5/8"

in/in	174 FT	in/in	174 FT	in/in	174 FT	in/in	174 FT	in/in	174 FT	in/in	175 FT
2	220,241.13	4	220,474.26	6	220,707.38	8	220,940.50	10	221,173.62	0	221,406.75
1/16	220,248.42	1/16	220,481.54	1/16	220,714.66	1/16	220,947.79	1/16	221,180.91	1/16	221,414.03
1/8	220,255.70	1/8	220,488.83	1/8	220,721.95	1/8	220,955.07	1/8	221,188.19	1/8	221,421.32
3/16	220,262.99	3/16	220,496.11	3/16	220,729.23	3/16	220,962.36	3/16	221,195.48	3/16	221,428.60
1/4	220,270.27	1/4	220,503.40	1/4	220,736.52	1/4	220,969.64	1/4	221,202.76	1/4	221,435.89
5/16	220,277.56	5/16	220,510.68	5/16	220,743.80	5/16	220,976.93	5/16	221,210.05	5/16	221,443.17
3/8	220,284.84	3/8	220,517.97	3/8	220,751.09	3/8	220,984.21	3/8	221,217.33	3/8	221,450.46
7/16	220,292.13	7/16	220,525.25	7/16	220,758.37	7/16	220,991.50	7/16	221,224.62	7/16	221,457.74
1/2	220,299.41	1/2	220,532.54	1/2	220,765.66	1/2	220,998.78	1/2	221,231.90	1/2	221,465.03
9/16	220,306.70	9/16	220,539.82	9/16	220,772.94	9/16	221,006.07	9/16	221,239.19	9/16	221,472.31
5/8	220,313.98	5/8	220,547.11	5/8	220,780.23	5/8	221,013.35	5/8	221,246.48	5/8	221,479.60
11/16	220,321.27	11/16	220,554.39	11/16	220,787.51	11/16	221,020.64	11/16	221,253.76	11/16	221,486.88
3/4	220,328.55	3/4	220,561.68	3/4	220,794.80	3/4	221,027.92	3/4	221,261.05	3/4	221,494.17
13/16	220,335.84	13/16	220,568.96	13/16	220,802.08	13/16	221,035.21	13/16	221,268.33	13/16	221,501.45
7/8	220,343.12	7/8	220,576.25	7/8	220,809.37	7/8	221,042.49	7/8	221,275.62	7/8	221,508.74
15/16	220,350.41	15/16	220,583.53	15/16	220,816.65	15/16	221,049.78	15/16	221,282.90	15/16	221,516.02
3	220,357.69	5	220,590.82	7	220,823.94	9	221,057.06	11	221,290.19	1	221,523.31
1/16	220,364.98	1/16	220,598.10	1/16	220,831.22	1/16	221,064.35	1/16	221,297.47	1/16	221,530.59
1/8	220,372.26	1/8	220,605.39	1/8	220,838.51	1/8	221,071.63	1/8	221,304.76	1/8	221,537.88
3/16	220,379.55	3/16	220,612.67	3/16	220,845.79	3/16	221,078.92	3/16	221,312.04	3/16	221,545.16
1/4	220,386.83	1/4	220,619.96	1/4	220,853.08	1/4	221,086.20	1/4	221,319.33	1/4	221,552.45
5/16	220,394.12	5/16	220,627.24	5/16	220,860.37	5/16	221,093.49	5/16	221,326.61	5/16	221,559.73
3/8	220,401.40	3/8	220,634.53	3/8	220,867.65	3/8	221,100.77	3/8	221,333.90	3/8	221,567.02
7/16	220,408.69	7/16	220,641.81	7/16	220,874.94	7/16	221,108.06	7/16	221,341.18	7/16	221,574.30
1/2	220,415.97	1/2	220,649.10	1/2	220,882.22	1/2	221,115.34	1/2	221,348.47	1/2	221,581.59
9/16	220,423.26	9/16	220,656.38	9/16	220,889.51	9/16	221,122.63	9/16	221,355.75	9/16	221,588.87
5/8	220,430.54	5/8	220,663.67	5/8	220,896.79	5/8	221,129.91	5/8	221,363.04	5/8	221,596.16
11/16	220,437.83	11/16	220,670.95	11/16	220,904.08	11/16	221,137.20	11/16	221,370.32	11/16	221,603.44
3/4	220,445.11	3/4	220,678.24	3/4	220,911.36	3/4	221,144.48	3/4	221,377.61	3/4	221,610.73
13/16	220,452.40	13/16	220,685.52	13/16	220,918.65	13/16	221,151.77	13/16	221,384.89	13/16	221,618.01
7/8	220,459.68	7/8	220,692.81	7/8	220,925.93	7/8	221,159.05	7/8	221,392.18	7/8	221,625.30
15/16	220,466.97	15/16	220,700.09	15/16	220,933.22	15/16	221,166.34	15/16	221,399.46	15/16	221,632.59

This chart is Certified for Tank: 15 only. No changes are permissible without the written consent of GAUGE POINT CALIBRATION.

For calibration specification information, see certificate on page 1.

Tank No: 15
GAUGE POINT CALIBRATION
1-800-205-TANK

Red Hill, Pearl Harbor, Hawaii

Issue Date: 11/2/2005

Capacities given in barrels of 42 U.S. gallons.

Gauge Height: 257'-00 5/8"

in/in	175 FT	in/in	175 FT	in/in	175 FT	in/in	175 FT	in/in	175 FT	in/in	176 FT
2	221,639.87	4	221,872.99	6	222,106.12	8	222,339.24	10	222,572.36	0	222,805.49
1/16	221,647.16	1/16	221,880.28	1/16	222,113.40	1/16	222,346.52	1/16	222,579.65	1/16	222,812.77
1/8	221,654.44	1/8	221,887.56	1/8	222,120.69	1/8	222,353.81	1/8	222,586.93	1/8	222,820.06
3/16	221,661.73	3/16	221,894.85	3/16	222,127.97	3/16	222,361.09	3/16	222,594.22	3/16	222,827.34
1/4	221,669.01	1/4	221,902.13	1/4	222,135.26	1/4	222,368.38	1/4	222,601.50	1/4	222,834.63
5/16	221,676.30	5/16	221,909.42	5/16	222,142.54	5/16	222,375.66	5/16	222,608.79	5/16	222,841.91
3/8	221,683.58	3/8	221,916.70	3/8	222,149.83	3/8	222,382.95	3/8	222,616.07	3/8	222,849.20
7/16	221,690.87	7/16	221,923.99	7/16	222,157.11	7/16	222,390.23	7/16	222,623.36	7/16	222,856.48
1/2	221,698.15	1/2	221,931.27	1/2	222,164.40	1/2	222,397.52	1/2	222,630.64	1/2	222,863.77
9/16	221,705.44	9/16	221,938.56	9/16	222,171.68	9/16	222,404.80	9/16	222,637.93	9/16	222,871.05
5/8	221,712.72	5/8	221,945.84	5/8	222,178.97	5/8	222,412.09	5/8	222,645.21	5/8	222,878.34
11/16	221,720.01	11/16	221,953.13	11/16	222,186.25	11/16	222,419.38	11/16	222,652.50	11/16	222,885.62
3/4	221,727.29	3/4	221,960.41	3/4	222,193.54	3/4	222,426.66	3/4	222,659.78	3/4	222,892.91
13/16	221,734.58	13/16	221,967.70	13/16	222,200.82	13/16	222,433.95	13/16	222,667.07	13/16	222,900.19
7/8	221,741.86	7/8	221,974.98	7/8	222,208.11	7/8	222,441.23	7/8	222,674.35	7/8	222,907.48
15/16	221,749.15	15/16	221,982.27	15/16	222,215.39	15/16	222,448.52	15/16	222,681.64	15/16	222,914.76
3	221,756.43	5	221,989.55	7	222,222.68	9	222,455.80	11	222,688.92	1	222,922.05
1/16	221,763.72	1/16	221,996.84	1/16	222,229.96	1/16	222,463.09	1/16	222,696.21	1/16	222,929.33
1/8	221,771.00	1/8	222,004.12	1/8	222,237.25	1/8	222,470.37	1/8	222,703.49	1/8	222,936.62
3/16	221,778.29	3/16	222,011.41	3/16	222,244.53	3/16	222,477.66	3/16	222,710.78	3/16	222,943.90
1/4	221,785.57	1/4	222,018.69	1/4	222,251.82	1/4	222,484.94	1/4	222,718.06	1/4	222,951.19
5/16	221,792.86	5/16	222,025.98	5/16	222,259.10	5/16	222,492.23	5/16	222,725.35	5/16	222,958.47
3/8	221,800.14	3/8	222,033.27	3/8	222,266.39	3/8	222,499.51	3/8	222,732.63	3/8	222,965.76
7/16	221,807.43	7/16	222,040.55	7/16	222,273.67	7/16	222,506.80	7/16	222,739.92	7/16	222,973.04
1/2	221,814.71	1/2	222,047.84	1/2	222,280.96	1/2	222,514.08	1/2	222,747.20	1/2	222,980.33
9/16	221,822.00	9/16	222,055.12	9/16	222,288.24	9/16	222,521.37	9/16	222,754.49	9/16	222,987.61
5/8	221,829.28	5/8	222,062.41	5/8	222,295.53	5/8	222,528.65	5/8	222,761.77	5/8	222,994.90
11/16	221,836.57	11/16	222,069.69	11/16	222,302.81	11/16	222,535.94	11/16	222,769.06	11/16	223,002.18
3/4	221,843.85	3/4	222,076.98	3/4	222,310.10	3/4	222,543.22	3/4	222,776.34	3/4	223,009.47
13/16	221,851.14	13/16	222,084.26	13/16	222,317.38	13/16	222,550.51	13/16	222,783.63	13/16	223,016.75
7/8	221,858.42	7/8	222,091.55	7/8	222,324.67	7/8	222,557.79	7/8	222,790.91	7/8	223,024.04
15/16	221,865.71	15/16	222,098.83	15/16	222,331.95	15/16	222,565.08	15/16	222,798.20	15/16	223,031.32

This chart is Certified for Tank: 15 only. No changes are permissible without the written consent of GAUGE POINT CALIBRATION.

For calibration specification information, see certificate on page 1.

Tank No: 15
GAUGE POINT CALIBRATION
1-800-205-TANK

Red Hill, Pearl Harbor, Hawaii

Issue Date: 11/2/2005

Capacities given in barrels of 42 U.S. gallons.

Gauge Height: 257'-00 5/8"

in/in	176 FT	in/in	176 FT	in/in	176 FT	in/in	176 FT	in/in	176 FT	in/in	177 FT
2	223,038.61	4	223,271.73	6	223,504.85	8	223,737.98	10	223,971.10	0	224,204.22
1/16	223,045.89	1/16	223,279.02	1/16	223,512.14	1/16	223,745.26	1/16	223,978.39	1/16	224,211.51
1/8	223,053.18	1/8	223,286.30	1/8	223,519.42	1/8	223,752.55	1/8	223,985.67	1/8	224,218.79
3/16	223,060.46	3/16	223,293.59	3/16	223,526.71	3/16	223,759.83	3/16	223,992.96	3/16	224,226.08
1/4	223,067.75	1/4	223,300.87	1/4	223,533.99	1/4	223,767.12	1/4	224,000.24	1/4	224,233.36
5/16	223,075.03	5/16	223,308.16	5/16	223,541.28	5/16	223,774.40	5/16	224,007.53	5/16	224,240.65
3/8	223,082.32	3/8	223,315.44	3/8	223,548.56	3/8	223,781.69	3/8	224,014.81	3/8	224,247.93
7/16	223,089.60	7/16	223,322.73	7/16	223,555.85	7/16	223,788.97	7/16	224,022.10	7/16	224,255.22
1/2	223,096.89	1/2	223,330.01	1/2	223,563.13	1/2	223,796.26	1/2	224,029.38	1/2	224,262.50
9/16	223,104.17	9/16	223,337.30	9/16	223,570.42	9/16	223,803.54	9/16	224,036.67	9/16	224,269.79
5/8	223,111.46	5/8	223,344.58	5/8	223,577.70	5/8	223,810.83	5/8	224,043.95	5/8	224,277.07
11/16	223,118.74	11/16	223,351.87	11/16	223,584.99	11/16	223,818.11	11/16	224,051.24	11/16	224,284.36
3/4	223,126.03	3/4	223,359.15	3/4	223,592.28	3/4	223,825.40	3/4	224,058.52	3/4	224,291.64
13/16	223,133.31	13/16	223,366.44	13/16	223,599.56	13/16	223,832.68	13/16	224,065.81	13/16	224,298.93
7/8	223,140.60	7/8	223,373.72	7/8	223,606.85	7/8	223,839.97	7/8	224,073.09	7/8	224,306.21
15/16	223,147.88	15/16	223,381.01	15/16	223,614.13	15/16	223,847.25	15/16	224,080.38	15/16	224,313.50
3	223,155.17	5	223,388.29	7	223,621.42	9	223,854.54	11	224,087.66	1	224,320.78
1/16	223,162.45	1/16	223,395.58	1/16	223,628.70	1/16	223,861.82	1/16	224,094.95	1/16	224,328.07
1/8	223,169.74	1/8	223,402.86	1/8	223,635.99	1/8	223,869.11	1/8	224,102.23	1/8	224,335.35
3/16	223,177.02	3/16	223,410.15	3/16	223,643.27	3/16	223,876.39	3/16	224,109.52	3/16	224,342.64
1/4	223,184.31	1/4	223,417.43	1/4	223,650.56	1/4	223,883.68	1/4	224,116.80	1/4	224,349.92
5/16	223,191.60	5/16	223,424.72	5/16	223,657.84	5/16	223,890.96	5/16	224,124.09	5/16	224,357.21
3/8	223,198.88	3/8	223,432.00	3/8	223,665.13	3/8	223,898.25	3/8	224,131.37	3/8	224,364.50
7/16	223,206.17	7/16	223,439.29	7/16	223,672.41	7/16	223,905.53	7/16	224,138.66	7/16	224,371.78
1/2	223,213.45	1/2	223,446.57	1/2	223,679.70	1/2	223,912.82	1/2	224,145.94	1/2	224,379.07
9/16	223,220.74	9/16	223,453.86	9/16	223,686.98	9/16	223,920.10	9/16	224,153.23	9/16	224,386.35
5/8	223,228.02	5/8	223,461.14	5/8	223,694.27	5/8	223,927.39	5/8	224,160.51	5/8	224,393.64
11/16	223,235.31	11/16	223,468.43	11/16	223,701.55	11/16	223,934.67	11/16	224,167.80	11/16	224,400.92
3/4	223,242.59	3/4	223,475.71	3/4	223,708.84	3/4	223,941.96	3/4	224,175.08	3/4	224,408.21
13/16	223,249.88	13/16	223,483.00	13/16	223,716.12	13/16	223,949.24	13/16	224,182.37	13/16	224,415.49
7/8	223,257.16	7/8	223,490.28	7/8	223,723.41	7/8	223,956.53	7/8	224,189.65	7/8	224,422.78
15/16	223,264.45	15/16	223,497.57	15/16	223,730.69	15/16	223,963.81	15/16	224,196.94	15/16	224,430.06

This chart is Certified for Tank: 15 only. No changes are permissible without the written consent of GAUGE POINT CALIBRATION.

For calibration specification information, see certificate on page 1.

Tank No: 15
GAUGE POINT CALIBRATION
1-800-205-TANK

Red Hill, Pearl Harbor, Hawaii

Issue Date: 11/2/2005

Capacities given in barrels of 42 U.S. gallons.

Gauge Height: 257'-00 5/8"

in/in	177 FT	in/in	177 FT	in/in	177 FT	in/in	177 FT	in/in	177 FT	in/in	178 FT
2	224,437.35	4	224,670.47	6	224,903.59	8	225,136.71	10	225,369.84	0	225,602.96
1/16	224,444.63	1/16	224,677.75	1/16	224,910.88	1/16	225,144.00	1/16	225,377.12	1/16	225,610.25
1/8	224,451.92	1/8	224,685.04	1/8	224,918.16	1/8	225,151.29	1/8	225,384.41	1/8	225,617.53
3/16	224,459.20	3/16	224,692.32	3/16	224,925.45	3/16	225,158.57	3/16	225,391.69	3/16	225,624.82
1/4	224,466.49	1/4	224,699.61	1/4	224,932.73	1/4	225,165.86	1/4	225,398.98	1/4	225,632.10
5/16	224,473.77	5/16	224,706.89	5/16	224,940.02	5/16	225,173.14	5/16	225,406.26	5/16	225,639.39
3/8	224,481.06	3/8	224,714.18	3/8	224,947.30	3/8	225,180.43	3/8	225,413.55	3/8	225,646.67
7/16	224,488.34	7/16	224,721.46	7/16	224,954.59	7/16	225,187.71	7/16	225,420.83	7/16	225,653.96
1/2	224,495.63	1/2	224,728.75	1/2	224,961.87	1/2	225,195.00	1/2	225,428.12	1/2	225,661.24
9/16	224,502.91	9/16	224,736.03	9/16	224,969.16	9/16	225,202.28	9/16	225,435.40	9/16	225,668.53
5/8	224,510.20	5/8	224,743.32	5/8	224,976.44	5/8	225,209.57	5/8	225,442.69	5/8	225,675.81
11/16	224,517.48	11/16	224,750.61	11/16	224,983.73	11/16	225,216.85	11/16	225,449.97	11/16	225,683.10
3/4	224,524.77	3/4	224,757.89	3/4	224,991.01	3/4	225,224.14	3/4	225,457.26	3/4	225,690.38
13/16	224,532.05	13/16	224,765.18	13/16	224,998.30	13/16	225,231.42	13/16	225,464.54	13/16	225,697.67
7/8	224,539.34	7/8	224,772.46	7/8	225,005.58	7/8	225,238.71	7/8	225,471.83	7/8	225,704.95
15/16	224,546.62	15/16	224,779.75	15/16	225,012.87	15/16	225,245.99	15/16	225,479.11	15/16	225,712.24
3	224,553.91	5	224,787.03	7	225,020.15	9	225,253.28	11	225,486.40	1	225,719.52
1/16	224,561.19	1/16	224,794.32	1/16	225,027.44	1/16	225,260.56	1/16	225,493.68	1/16	225,726.81
1/8	224,568.48	1/8	224,801.60	1/8	225,034.72	1/8	225,267.85	1/8	225,500.97	1/8	225,734.09
3/16	224,575.76	3/16	224,808.89	3/16	225,042.01	3/16	225,275.13	3/16	225,508.25	3/16	225,741.38
1/4	224,583.05	1/4	224,816.17	1/4	225,049.29	1/4	225,282.42	1/4	225,515.54	1/4	225,748.66
5/16	224,590.33	5/16	224,823.46	5/16	225,056.58	5/16	225,289.70	5/16	225,522.82	5/16	225,755.95
3/8	224,597.62	3/8	224,830.74	3/8	225,063.86	3/8	225,296.99	3/8	225,530.11	3/8	225,763.23
7/16	224,604.90	7/16	224,838.03	7/16	225,071.15	7/16	225,304.27	7/16	225,537.40	7/16	225,770.52
1/2	224,612.19	1/2	224,845.31	1/2	225,078.43	1/2	225,311.56	1/2	225,544.68	1/2	225,777.80
9/16	224,619.47	9/16	224,852.60	9/16	225,085.72	9/16	225,318.84	9/16	225,551.97	9/16	225,785.09
5/8	224,626.76	5/8	224,859.88	5/8	225,093.00	5/8	225,326.13	5/8	225,559.25	5/8	225,792.37
11/16	224,634.04	11/16	224,867.17	11/16	225,100.29	11/16	225,333.41	11/16	225,566.54	11/16	225,799.66
3/4	224,641.33	3/4	224,874.45	3/4	225,107.57	3/4	225,340.70	3/4	225,573.82	3/4	225,806.94
13/16	224,648.61	13/16	224,881.74	13/16	225,114.86	13/16	225,347.98	13/16	225,581.11	13/16	225,814.23
7/8	224,655.90	7/8	224,889.02	7/8	225,122.14	7/8	225,355.27	7/8	225,588.39	7/8	225,821.51
15/16	224,663.18	15/16	224,896.31	15/16	225,129.43	15/16	225,362.55	15/16	225,595.68	15/16	225,828.80

This chart is Certified for Tank: 15 only. No changes are permissible without the written consent of GAUGE POINT CALIBRATION.

For calibration specification information, see certificate on page 1.

Tank No: 15
GAUGE POINT CALIBRATION
1-800-205-TANK

Red Hill, Pearl Harbor, Hawaii

Issue Date: 11/2/2005

Capacities given in barrels of 42 U.S. gallons.

Gauge Height: 257'-00 5/8"

in/in	178 FT	in/in	178 FT	in/in	178 FT	in/in	178 FT	in/in	178 FT	in/in	179 FT
2	225,836.08	4	226,069.21	6	226,302.33	8	226,535.45	10	226,768.58	0	227,001.70
1/16	225,843.37	1/16	226,076.49	1/16	226,309.62	1/16	226,542.74	1/16	226,775.86	1/16	227,008.98
1/8	225,850.65	1/8	226,083.78	1/8	226,316.90	1/8	226,550.02	1/8	226,783.15	1/8	227,016.27
3/16	225,857.94	3/16	226,091.06	3/16	226,324.19	3/16	226,557.31	3/16	226,790.43	3/16	227,023.55
1/4	225,865.22	1/4	226,098.35	1/4	226,331.47	1/4	226,564.59	1/4	226,797.72	1/4	227,030.84
5/16	225,872.51	5/16	226,105.63	5/16	226,338.76	5/16	226,571.88	5/16	226,805.00	5/16	227,038.12
3/8	225,879.79	3/8	226,112.92	3/8	226,346.04	3/8	226,579.16	3/8	226,812.29	3/8	227,045.41
7/16	225,887.08	7/16	226,120.20	7/16	226,353.33	7/16	226,586.45	7/16	226,819.57	7/16	227,052.69
1/2	225,894.36	1/2	226,127.49	1/2	226,360.61	1/2	226,593.73	1/2	226,826.86	1/2	227,059.98
9/16	225,901.65	9/16	226,134.77	9/16	226,367.90	9/16	226,601.02	9/16	226,834.14	9/16	227,067.26
5/8	225,908.93	5/8	226,142.06	5/8	226,375.18	5/8	226,608.30	5/8	226,841.43	5/8	227,074.55
11/16	225,916.22	11/16	226,149.34	11/16	226,382.47	11/16	226,615.59	11/16	226,848.71	11/16	227,081.83
3/4	225,923.51	3/4	226,156.63	3/4	226,389.75	3/4	226,622.87	3/4	226,856.00	3/4	227,089.12
13/16	225,930.79	13/16	226,163.91	13/16	226,397.04	13/16	226,630.16	13/16	226,863.28	13/16	227,096.41
7/8	225,938.08	7/8	226,171.20	7/8	226,404.32	7/8	226,637.44	7/8	226,870.57	7/8	227,103.69
15/16	225,945.36	15/16	226,178.48	15/16	226,411.61	15/16	226,644.73	15/16	226,877.85	15/16	227,110.98
3	225,952.65	5	226,185.77	7	226,418.89	9	226,652.01	11	226,885.14	1	227,118.26
1/16	225,959.93	1/16	226,193.05	1/16	226,426.18	1/16	226,659.30	1/16	226,892.42	1/16	227,125.55
1/8	225,967.22	1/8	226,200.34	1/8	226,433.46	1/8	226,666.58	1/8	226,899.71	1/8	227,132.83
3/16	225,974.50	3/16	226,207.62	3/16	226,440.75	3/16	226,673.87	3/16	226,906.99	3/16	227,140.12
1/4	225,981.79	1/4	226,214.91	1/4	226,448.03	1/4	226,681.15	1/4	226,914.28	1/4	227,147.40
5/16	225,989.07	5/16	226,222.19	5/16	226,455.32	5/16	226,688.44	5/16	226,921.56	5/16	227,154.69
3/8	225,996.36	3/8	226,229.48	3/8	226,462.60	3/8	226,695.72	3/8	226,928.85	3/8	227,161.97
7/16	226,003.64	7/16	226,236.76	7/16	226,469.89	7/16	226,703.01	7/16	226,936.13	7/16	227,169.26
1/2	226,010.93	1/2	226,244.05	1/2	226,477.17	1/2	226,710.30	1/2	226,943.42	1/2	227,176.54
9/16	226,018.21	9/16	226,251.33	9/16	226,484.46	9/16	226,717.58	9/16	226,950.70	9/16	227,183.83
5/8	226,025.50	5/8	226,258.62	5/8	226,491.74	5/8	226,724.87	5/8	226,957.99	5/8	227,191.11
11/16	226,032.78	11/16	226,265.90	11/16	226,499.03	11/16	226,732.15	11/16	226,965.27	11/16	227,198.40
3/4	226,040.07	3/4	226,273.19	3/4	226,506.31	3/4	226,739.44	3/4	226,972.56	3/4	227,205.68
13/16	226,047.35	13/16	226,280.47	13/16	226,513.60	13/16	226,746.72	13/16	226,979.84	13/16	227,212.97
7/8	226,054.64	7/8	226,287.76	7/8	226,520.88	7/8	226,754.01	7/8	226,987.13	7/8	227,220.25
15/16	226,061.92	15/16	226,295.04	15/16	226,528.17	15/16	226,761.29	15/16	226,994.41	15/16	227,227.54

This chart is Certified for Tank: 15 only. No changes are permissible without the written consent of GAUGE POINT CALIBRATION.

For calibration specification information, see certificate on page 1.

Tank No: 15
GAUGE POINT CALIBRATION
1-800-205-TANK

Red Hill, Pearl Harbor, Hawaii

Issue Date: 11/2/2005

Capacities given in barrels of 42 U.S. gallons.

Gauge Height: 257'-00 5/8"

in/in	179 FT	in/in	179 FT	in/in	179 FT	in/in	179 FT	in/in	179 FT	in/in	180 FT
2	227,234.82	4	227,467.94	6	227,701.07	8	227,934.19	10	228,167.31	0	228,400.44
1/16	227,242.11	1/16	227,475.23	1/16	227,708.35	1/16	227,941.48	1/16	228,174.60	1/16	228,407.72
1/8	227,249.39	1/8	227,482.52	1/8	227,715.64	1/8	227,948.76	1/8	228,181.88	1/8	228,415.01
3/16	227,256.68	3/16	227,489.80	3/16	227,722.92	3/16	227,956.05	3/16	228,189.17	3/16	228,422.29
1/4	227,263.96	1/4	227,497.09	1/4	227,730.21	1/4	227,963.33	1/4	228,196.45	1/4	228,429.58
5/16	227,271.25	5/16	227,504.37	5/16	227,737.49	5/16	227,970.62	5/16	228,203.74	5/16	228,436.86
3/8	227,278.53	3/8	227,511.66	3/8	227,744.78	3/8	227,977.90	3/8	228,211.02	3/8	228,444.15
7/16	227,285.82	7/16	227,518.94	7/16	227,752.06	7/16	227,985.19	7/16	228,218.31	7/16	228,451.43
1/2	227,293.10	1/2	227,526.23	1/2	227,759.35	1/2	227,992.47	1/2	228,225.59	1/2	228,458.72
9/16	227,300.39	9/16	227,533.51	9/16	227,766.63	9/16	227,999.76	9/16	228,232.88	9/16	228,466.00
5/8	227,307.67	5/8	227,540.80	5/8	227,773.92	5/8	228,007.04	5/8	228,240.16	5/8	228,473.29
11/16	227,314.96	11/16	227,548.08	11/16	227,781.20	11/16	228,014.33	11/16	228,247.45	11/16	228,480.57
3/4	227,322.24	3/4	227,555.37	3/4	227,788.49	3/4	228,021.61	3/4	228,254.74	3/4	228,487.86
13/16	227,329.53	13/16	227,562.65	13/16	227,795.77	13/16	228,028.90	13/16	228,262.02	13/16	228,495.14
7/8	227,336.81	7/8	227,569.94	7/8	227,803.06	7/8	228,036.18	7/8	228,269.31	7/8	228,502.43
15/16	227,344.10	15/16	227,577.22	15/16	227,810.34	15/16	228,043.47	15/16	228,276.59	15/16	228,509.71
3	227,351.38	5	227,584.51	7	227,817.63	9	228,050.75	11	228,283.88	1	228,517.00
1/16	227,358.67	1/16	227,591.79	1/16	227,824.91	1/16	228,058.04	1/16	228,291.16	1/16	228,524.28
1/8	227,365.95	1/8	227,599.08	1/8	227,832.20	1/8	228,065.32	1/8	228,298.45	1/8	228,531.57
3/16	227,373.24	3/16	227,606.36	3/16	227,839.48	3/16	228,072.61	3/16	228,305.73	3/16	228,538.85
1/4	227,380.52	1/4	227,613.65	1/4	227,846.77	1/4	228,079.89	1/4	228,313.02	1/4	228,546.14
5/16	227,387.81	5/16	227,620.93	5/16	227,854.05	5/16	228,087.18	5/16	228,320.30	5/16	228,553.42
3/8	227,395.09	3/8	227,628.22	3/8	227,861.34	3/8	228,094.46	3/8	228,327.59	3/8	228,560.71
7/16	227,402.38	7/16	227,635.50	7/16	227,868.63	7/16	228,101.75	7/16	228,334.87	7/16	228,567.99
1/2	227,409.66	1/2	227,642.79	1/2	227,875.91	1/2	228,109.03	1/2	228,342.16	1/2	228,575.28
9/16	227,416.95	9/16	227,650.07	9/16	227,883.20	9/16	228,116.32	9/16	228,349.44	9/16	228,582.56
5/8	227,424.23	5/8	227,657.36	5/8	227,890.48	5/8	228,123.60	5/8	228,356.73	5/8	228,589.85
11/16	227,431.52	11/16	227,664.64	11/16	227,897.77	11/16	228,130.89	11/16	228,364.01	11/16	228,597.13
3/4	227,438.80	3/4	227,671.93	3/4	227,905.05	3/4	228,138.17	3/4	228,371.30	3/4	228,604.42
13/16	227,446.09	13/16	227,679.21	13/16	227,912.34	13/16	228,145.46	13/16	228,378.58	13/16	228,611.70
7/8	227,453.37	7/8	227,686.50	7/8	227,919.62	7/8	228,152.74	7/8	228,385.87	7/8	228,618.99
15/16	227,460.66	15/16	227,693.78	15/16	227,926.91	15/16	228,160.03	15/16	228,393.15	15/16	228,626.27

This chart is Certified for Tank: 15 only. No changes are permissible without the written consent of GAUGE POINT CALIBRATION.

For calibration specification information, see certificate on page 1.

Tank No: 15
GAUGE POINT CALIBRATION
1-800-205-TANK

Red Hill, Pearl Harbor, Hawaii

Issue Date: 11/2/2005

Capacities given in barrels of 42 U.S. gallons.

Gauge Height: 257'-00 5/8"

in/in	180 FT	in/in	180 FT	in/in	180 FT	in/in	180 FT	in/in	180 FT	in/in	181 FT
2	228,633.56	4	228,866.68	6	229,099.81	8	229,332.93	10	229,566.05	0	229,799.17
1/16	228,640.84	1/16	228,873.97	1/16	229,107.09	1/16	229,340.21	1/16	229,573.34	1/16	229,806.46
1/8	228,648.13	1/8	228,881.25	1/8	229,114.38	1/8	229,347.50	1/8	229,580.62	1/8	229,813.75
3/16	228,655.42	3/16	228,888.54	3/16	229,121.66	3/16	229,354.78	3/16	229,587.91	3/16	229,821.03
1/4	228,662.70	1/4	228,895.82	1/4	229,128.95	1/4	229,362.07	1/4	229,595.19	1/4	229,828.32
5/16	228,669.99	5/16	228,903.11	5/16	229,136.23	5/16	229,369.35	5/16	229,602.48	5/16	229,835.60
3/8	228,677.27	3/8	228,910.39	3/8	229,143.52	3/8	229,376.64	3/8	229,609.76	3/8	229,842.89
7/16	228,684.56	7/16	228,917.68	7/16	229,150.80	7/16	229,383.92	7/16	229,617.05	7/16	229,850.17
1/2	228,691.84	1/2	228,924.96	1/2	229,158.09	1/2	229,391.21	1/2	229,624.33	1/2	229,857.46
9/16	228,699.13	9/16	228,932.25	9/16	229,165.37	9/16	229,398.49	9/16	229,631.62	9/16	229,864.74
5/8	228,706.41	5/8	228,939.53	5/8	229,172.66	5/8	229,405.78	5/8	229,638.90	5/8	229,872.03
11/16	228,713.70	11/16	228,946.82	11/16	229,179.94	11/16	229,413.06	11/16	229,646.19	11/16	229,879.31
3/4	228,720.98	3/4	228,954.10	3/4	229,187.23	3/4	229,420.35	3/4	229,653.47	3/4	229,886.60
13/16	228,728.27	13/16	228,961.39	13/16	229,194.51	13/16	229,427.64	13/16	229,660.76	13/16	229,893.88
7/8	228,735.55	7/8	228,968.67	7/8	229,201.80	7/8	229,434.92	7/8	229,668.04	7/8	229,901.17
15/16	228,742.84	15/16	228,975.96	15/16	229,209.08	15/16	229,442.21	15/16	229,675.33	15/16	229,908.45
3	228,750.12	5	228,983.24	7	229,216.37	9	229,449.49	11	229,682.61	1	229,915.74
1/16	228,757.41	1/16	228,990.53	1/16	229,223.65	1/16	229,456.78	1/16	229,689.90	1/16	229,923.02
1/8	228,764.69	1/8	228,997.81	1/8	229,230.94	1/8	229,464.06	1/8	229,697.18	1/8	229,930.31
3/16	228,771.98	3/16	229,005.10	3/16	229,238.22	3/16	229,471.35	3/16	229,704.47	3/16	229,937.59
1/4	228,779.26	1/4	229,012.38	1/4	229,245.51	1/4	229,478.63	1/4	229,711.75	1/4	229,944.88
5/16	228,786.55	5/16	229,019.67	5/16	229,252.79	5/16	229,485.92	5/16	229,719.04	5/16	229,952.16
3/8	228,793.83	3/8	229,026.95	3/8	229,260.08	3/8	229,493.20	3/8	229,726.32	3/8	229,959.45
7/16	228,801.12	7/16	229,034.24	7/16	229,267.36	7/16	229,500.49	7/16	229,733.61	7/16	229,966.73
1/2	228,808.40	1/2	229,041.53	1/2	229,274.65	1/2	229,507.77	1/2	229,740.89	1/2	229,974.02
9/16	228,815.69	9/16	229,048.81	9/16	229,281.93	9/16	229,515.06	9/16	229,748.18	9/16	229,981.30
5/8	228,822.97	5/8	229,056.10	5/8	229,289.22	5/8	229,522.34	5/8	229,755.46	5/8	229,988.59
11/16	228,830.26	11/16	229,063.38	11/16	229,296.50	11/16	229,529.63	11/16	229,762.75	11/16	229,995.87
3/4	228,837.54	3/4	229,070.67	3/4	229,303.79	3/4	229,536.91	3/4	229,770.03	3/4	230,003.16
13/16	228,844.83	13/16	229,077.95	13/16	229,311.07	13/16	229,544.20	13/16	229,777.32	13/16	230,010.44
7/8	228,852.11	7/8	229,085.24	7/8	229,318.36	7/8	229,551.48	7/8	229,784.60	7/8	230,017.73
15/16	228,859.40	15/16	229,092.52	15/16	229,325.64	15/16	229,558.77	15/16	229,791.89	15/16	230,025.01

This chart is Certified for Tank: 15 only. No changes are permissible without the written consent of GAUGE POINT CALIBRATION.

For calibration specification information, see certificate on page 1.

Tank No: 15
GAUGE POINT CALIBRATION
1-800-205-TANK

Red Hill, Pearl Harbor, Hawaii

Issue Date: 11/2/2005

Capacities given in barrels of 42 U.S. gallons.

Gauge Height: 257'-00 5/8"

in/in	181 FT	in/in	181 FT	in/in	181 FT	in/in	181 FT	in/in	181 FT	in/in	182 FT
2	230,032.30	4	230,265.42	6	230,498.54	8	230,731.67	10	230,964.73	0	231,197.85
1/16	230,039.58	1/16	230,272.71	1/16	230,505.83	1/16	230,738.95	1/16	230,972.01	1/16	231,205.13
1/8	230,046.87	1/8	230,279.99	1/8	230,513.11	1/8	230,746.23	1/8	230,979.30	1/8	231,212.42
3/16	230,054.15	3/16	230,287.28	3/16	230,520.40	3/16	230,753.51	3/16	230,986.58	3/16	231,219.70
1/4	230,061.44	1/4	230,294.56	1/4	230,527.68	1/4	230,760.79	1/4	230,993.87	1/4	231,226.99
5/16	230,068.72	5/16	230,301.85	5/16	230,534.97	5/16	230,768.07	5/16	231,001.15	5/16	231,234.27
3/8	230,076.01	3/8	230,309.13	3/8	230,542.25	3/8	230,775.35	3/8	231,008.44	3/8	231,241.56
7/16	230,083.29	7/16	230,316.42	7/16	230,549.54	7/16	230,782.63	7/16	231,015.72	7/16	231,248.85
1/2	230,090.58	1/2	230,323.70	1/2	230,556.82	1/2	230,789.92	1/2	231,023.01	1/2	231,256.13
9/16	230,097.86	9/16	230,330.99	9/16	230,564.11	9/16	230,797.20	9/16	231,030.29	9/16	231,263.42
5/8	230,105.15	5/8	230,338.27	5/8	230,571.39	5/8	230,804.48	5/8	231,037.58	5/8	231,270.70
11/16	230,112.43	11/16	230,345.56	11/16	230,578.68	11/16	230,811.76	11/16	231,044.86	11/16	231,277.99
3/4	230,119.72	3/4	230,352.84	3/4	230,585.96	3/4	230,819.04	3/4	231,052.15	3/4	231,285.27
13/16	230,127.00	13/16	230,360.13	13/16	230,593.25	13/16	230,826.32	13/16	231,059.43	13/16	231,292.56
7/8	230,134.29	7/8	230,367.41	7/8	230,600.54	7/8	230,833.60	7/8	231,066.72	7/8	231,299.84
15/16	230,141.57	15/16	230,374.70	15/16	230,607.82	15/16	230,840.88	15/16	231,074.00	15/16	231,307.13
3	230,148.86	5	230,381.98	7	230,615.11	9	230,848.16	11	231,081.29	1	231,314.41
1/16	230,156.14	1/16	230,389.27	1/16	230,622.39	1/16	230,855.45	1/16	231,088.57	1/16	231,321.70
1/8	230,163.43	1/8	230,396.55	1/8	230,629.68	1/8	230,862.74	1/8	231,095.86	1/8	231,328.98
3/16	230,170.71	3/16	230,403.84	3/16	230,636.96	3/16	230,870.02	3/16	231,103.14	3/16	231,336.27
1/4	230,178.00	1/4	230,411.12	1/4	230,644.25	1/4	230,877.31	1/4	231,110.43	1/4	231,343.55
5/16	230,185.28	5/16	230,418.41	5/16	230,651.53	5/16	230,884.59	5/16	231,117.71	5/16	231,350.84
3/8	230,192.57	3/8	230,425.69	3/8	230,658.82	3/8	230,891.88	3/8	231,125.00	3/8	231,358.12
7/16	230,199.85	7/16	230,432.98	7/16	230,666.10	7/16	230,899.16	7/16	231,132.28	7/16	231,365.41
1/2	230,207.14	1/2	230,440.26	1/2	230,673.39	1/2	230,906.45	1/2	231,139.57	1/2	231,372.69
9/16	230,214.43	9/16	230,447.55	9/16	230,680.67	9/16	230,913.73	9/16	231,146.85	9/16	231,379.98
5/8	230,221.71	5/8	230,454.83	5/8	230,687.96	5/8	230,921.02	5/8	231,154.14	5/8	231,387.26
11/16	230,229.00	11/16	230,462.12	11/16	230,695.24	11/16	230,928.30	11/16	231,161.42	11/16	231,394.55
3/4	230,236.28	3/4	230,469.40	3/4	230,702.53	3/4	230,935.59	3/4	231,168.71	3/4	231,401.83
13/16	230,243.57	13/16	230,476.69	13/16	230,709.81	13/16	230,942.87	13/16	231,175.99	13/16	231,409.12
7/8	230,250.85	7/8	230,483.97	7/8	230,717.10	7/8	230,950.16	7/8	231,183.28	7/8	231,416.40
15/16	230,258.14	15/16	230,491.26	15/16	230,724.38	15/16	230,957.44	15/16	231,190.56	15/16	231,423.69

This chart is Certified for Tank: 15 only. No changes are permissible without the written consent of GAUGE POINT CALIBRATION.

For calibration specification information, see certificate on page 1.

Tank No: 15
GAUGE POINT CALIBRATION
1-800-205-TANK

Red Hill, Pearl Harbor, Hawaii

Issue Date: 11/2/2005

Capacities given in barrels of 42 U.S. gallons.

Gauge Height: 257'-00 5/8"

in/in	182 FT	in/in	182 FT	in/in	182 FT	in/in	182 FT	in/in	182 FT	in/in	183 FT
2	231,430.97	4	231,664.10	6	231,897.22	8	232,130.34	10	232,363.46	0	232,596.59
1/16	231,438.26	1/16	231,671.38	1/16	231,904.50	1/16	232,137.63	1/16	232,370.75	1/16	232,603.87
1/8	231,445.54	1/8	231,678.67	1/8	231,911.79	1/8	232,144.91	1/8	232,378.03	1/8	232,611.16
3/16	231,452.83	3/16	231,685.95	3/16	231,919.07	3/16	232,152.20	3/16	232,385.32	3/16	232,618.44
1/4	231,460.11	1/4	231,693.24	1/4	231,926.36	1/4	232,159.48	1/4	232,392.60	1/4	232,625.73
5/16	231,467.40	5/16	231,700.52	5/16	231,933.64	5/16	232,166.77	5/16	232,399.89	5/16	232,633.01
3/8	231,474.68	3/8	231,707.81	3/8	231,940.93	3/8	232,174.05	3/8	232,407.17	3/8	232,640.30
7/16	231,481.97	7/16	231,715.09	7/16	231,948.21	7/16	232,181.34	7/16	232,414.46	7/16	232,647.58
1/2	231,489.25	1/2	231,722.38	1/2	231,955.50	1/2	232,188.62	1/2	232,421.75	1/2	232,654.87
9/16	231,496.54	9/16	231,729.66	9/16	231,962.78	9/16	232,195.91	9/16	232,429.03	9/16	232,662.15
5/8	231,503.82	5/8	231,736.95	5/8	231,970.07	5/8	232,203.19	5/8	232,436.32	5/8	232,669.44
11/16	231,511.11	11/16	231,744.23	11/16	231,977.35	11/16	232,210.48	11/16	232,443.60	11/16	232,676.72
3/4	231,518.39	3/4	231,751.52	3/4	231,984.64	3/4	232,217.76	3/4	232,450.89	3/4	232,684.01
13/16	231,525.68	13/16	231,758.80	13/16	231,991.92	13/16	232,225.05	13/16	232,458.17	13/16	232,691.29
7/8	231,532.96	7/8	231,766.09	7/8	231,999.21	7/8	232,232.33	7/8	232,465.46	7/8	232,698.58
15/16	231,540.25	15/16	231,773.37	15/16	232,006.49	15/16	232,239.62	15/16	232,472.74	15/16	232,705.86
3	231,547.53	5	231,780.66	7	232,013.78	9	232,246.90	11	232,480.03	1	232,713.15
1/16	231,554.82	1/16	231,787.94	1/16	232,021.06	1/16	232,254.19	1/16	232,487.31	1/16	232,720.43
1/8	231,562.10	1/8	231,795.23	1/8	232,028.35	1/8	232,261.47	1/8	232,494.60	1/8	232,727.72
3/16	231,569.39	3/16	231,802.51	3/16	232,035.64	3/16	232,268.76	3/16	232,501.88	3/16	232,735.00
1/4	231,576.67	1/4	231,809.80	1/4	232,042.92	1/4	232,276.04	1/4	232,509.17	1/4	232,742.29
5/16	231,583.96	5/16	231,817.08	5/16	232,050.21	5/16	232,283.33	5/16	232,516.45	5/16	232,749.57
3/8	231,591.24	3/8	231,824.37	3/8	232,057.49	3/8	232,290.61	3/8	232,523.74	3/8	232,756.86
7/16	231,598.53	7/16	231,831.65	7/16	232,064.78	7/16	232,297.90	7/16	232,531.02	7/16	232,764.14
1/2	231,605.81	1/2	231,838.94	1/2	232,072.06	1/2	232,305.18	1/2	232,538.31	1/2	232,771.43
9/16	231,613.10	9/16	231,846.22	9/16	232,079.35	9/16	232,312.47	9/16	232,545.59	9/16	232,778.71
5/8	231,620.38	5/8	231,853.51	5/8	232,086.63	5/8	232,319.75	5/8	232,552.88	5/8	232,786.00
11/16	231,627.67	11/16	231,860.79	11/16	232,093.92	11/16	232,327.04	11/16	232,560.16	11/16	232,793.28
3/4	231,634.95	3/4	231,868.08	3/4	232,101.20	3/4	232,334.32	3/4	232,567.45	3/4	232,800.57
13/16	231,642.24	13/16	231,875.36	13/16	232,108.49	13/16	232,341.61	13/16	232,574.73	13/16	232,807.86
7/8	231,649.53	7/8	231,882.65	7/8	232,115.77	7/8	232,348.89	7/8	232,582.02	7/8	232,815.14
15/16	231,656.81	15/16	231,889.93	15/16	232,123.06	15/16	232,356.18	15/16	232,589.30	15/16	232,822.43

This chart is Certified for Tank: 15 only. No changes are permissible without the written consent of GAUGE POINT CALIBRATION.

For calibration specification information, see certificate on page 1.

Tank No: 15
GAUGE POINT CALIBRATION
1-800-205-TANK

Red Hill, Pearl Harbor, Hawaii

Issue Date: 11/2/2005

Capacities given in barrels of 42 U.S. gallons.

Gauge Height: 257'-00 5/8"

in/in	183 FT	in/in	183 FT	in/in	183 FT	in/in	183 FT	in/in	183 FT	in/in	184 FT
2	232,829.71	4	233,062.84	6	233,295.96	8	233,529.08	10	233,762.21	0	233,995.33
1/16	232,837.00	1/16	233,070.12	1/16	233,303.24	1/16	233,536.37	1/16	233,769.49	1/16	234,002.61
1/8	232,844.28	1/8	233,077.41	1/8	233,310.53	1/8	233,543.65	1/8	233,776.78	1/8	234,009.90
3/16	232,851.57	3/16	233,084.69	3/16	233,317.81	3/16	233,550.94	3/16	233,784.06	3/16	234,017.18
1/4	232,858.85	1/4	233,091.98	1/4	233,325.10	1/4	233,558.22	1/4	233,791.35	1/4	234,024.47
5/16	232,866.14	5/16	233,099.26	5/16	233,332.38	5/16	233,565.51	5/16	233,798.63	5/16	234,031.75
3/8	232,873.42	3/8	233,106.55	3/8	233,339.67	3/8	233,572.79	3/8	233,805.92	3/8	234,039.04
7/16	232,880.71	7/16	233,113.83	7/16	233,346.95	7/16	233,580.08	7/16	233,813.20	7/16	234,046.32
1/2	232,887.99	1/2	233,121.12	1/2	233,354.24	1/2	233,587.36	1/2	233,820.49	1/2	234,053.61
9/16	232,895.28	9/16	233,128.40	9/16	233,361.53	9/16	233,594.65	9/16	233,827.77	9/16	234,060.89
5/8	232,902.56	5/8	233,135.69	5/8	233,368.81	5/8	233,601.93	5/8	233,835.06	5/8	234,068.18
11/16	232,909.85	11/16	233,142.97	11/16	233,376.10	11/16	233,609.22	11/16	233,842.34	11/16	234,075.46
3/4	232,917.13	3/4	233,150.26	3/4	233,383.38	3/4	233,616.50	3/4	233,849.63	3/4	234,082.75
13/16	232,924.42	13/16	233,157.54	13/16	233,390.67	13/16	233,623.79	13/16	233,856.91	13/16	234,090.03
7/8	232,931.70	7/8	233,164.83	7/8	233,397.95	7/8	233,631.07	7/8	233,864.20	7/8	234,097.32
15/16	232,938.99	15/16	233,172.11	15/16	233,405.24	15/16	233,638.36	15/16	233,871.48	15/16	234,104.60
3	232,946.27	5	233,179.40	7	233,412.52	9	233,645.64	11	233,878.77	1	234,111.89
1/16	232,953.56	1/16	233,186.68	1/16	233,419.81	1/16	233,652.93	1/16	233,886.05	1/16	234,119.17
1/8	232,960.84	1/8	233,193.97	1/8	233,427.09	1/8	233,660.21	1/8	233,893.34	1/8	234,126.46
3/16	232,968.13	3/16	233,201.25	3/16	233,434.38	3/16	233,667.50	3/16	233,900.62	3/16	234,133.74
1/4	232,975.41	1/4	233,208.54	1/4	233,441.66	1/4	233,674.78	1/4	233,907.91	1/4	234,141.03
5/16	232,982.70	5/16	233,215.82	5/16	233,448.95	5/16	233,682.07	5/16	233,915.19	5/16	234,148.32
3/8	232,989.98	3/8	233,223.11	3/8	233,456.23	3/8	233,689.35	3/8	233,922.48	3/8	234,155.60
7/16	232,997.27	7/16	233,230.39	7/16	233,463.52	7/16	233,696.64	7/16	233,929.76	7/16	234,162.89
1/2	233,004.55	1/2	233,237.68	1/2	233,470.80	1/2	233,703.92	1/2	233,937.05	1/2	234,170.17
9/16	233,011.84	9/16	233,244.96	9/16	233,478.09	9/16	233,711.21	9/16	233,944.33	9/16	234,177.46
5/8	233,019.12	5/8	233,252.25	5/8	233,485.37	5/8	233,718.49	5/8	233,951.62	5/8	234,184.74
11/16	233,026.41	11/16	233,259.53	11/16	233,492.66	11/16	233,725.78	11/16	233,958.90	11/16	234,192.03
3/4	233,033.69	3/4	233,266.82	3/4	233,499.94	3/4	233,733.06	3/4	233,966.19	3/4	234,199.31
13/16	233,040.98	13/16	233,274.10	13/16	233,507.23	13/16	233,740.35	13/16	233,973.47	13/16	234,206.60
7/8	233,048.26	7/8	233,281.39	7/8	233,514.51	7/8	233,747.63	7/8	233,980.76	7/8	234,213.88
15/16	233,055.55	15/16	233,288.67	15/16	233,521.80	15/16	233,754.92	15/16	233,988.04	15/16	234,221.17

This chart is Certified for Tank: 15 only. No changes are permissible without the written consent of GAUGE POINT CALIBRATION.

For calibration specification information, see certificate on page 1.

Tank No: 15
GAUGE POINT CALIBRATION
1-800-205-TANK

Red Hill, Pearl Harbor, Hawaii

Issue Date: 11/2/2005

Capacities given in barrels of 42 U.S. gallons.

Gauge Height: 257'-00 5/8"

in/in	184 FT	in/in	184 FT	in/in	184 FT	in/in	184 FT	in/in	184 FT	in/in	185 FT
2	234,228.45	4	234,461.57	6	234,694.70	8	234,927.82	10	235,160.94	0	235,394.07
1/16	234,235.74	1/16	234,468.86	1/16	234,701.98	1/16	234,935.11	1/16	235,168.23	1/16	235,401.35
1/8	234,243.02	1/8	234,476.14	1/8	234,709.27	1/8	234,942.39	1/8	235,175.51	1/8	235,408.64
3/16	234,250.31	3/16	234,483.43	3/16	234,716.55	3/16	234,949.68	3/16	235,182.80	3/16	235,415.92
1/4	234,257.59	1/4	234,490.71	1/4	234,723.84	1/4	234,956.96	1/4	235,190.08	1/4	235,423.21
5/16	234,264.88	5/16	234,498.00	5/16	234,731.12	5/16	234,964.25	5/16	235,197.37	5/16	235,430.49
3/8	234,272.16	3/8	234,505.28	3/8	234,738.41	3/8	234,971.53	3/8	235,204.65	3/8	235,437.78
7/16	234,279.45	7/16	234,512.57	7/16	234,745.69	7/16	234,978.82	7/16	235,211.94	7/16	235,445.06
1/2	234,286.73	1/2	234,519.85	1/2	234,752.98	1/2	234,986.10	1/2	235,219.22	1/2	235,452.35
9/16	234,294.02	9/16	234,527.14	9/16	234,760.26	9/16	234,993.39	9/16	235,226.51	9/16	235,459.63
5/8	234,301.30	5/8	234,534.43	5/8	234,767.55	5/8	235,000.67	5/8	235,233.79	5/8	235,466.92
11/16	234,308.59	11/16	234,541.71	11/16	234,774.83	11/16	235,007.96	11/16	235,241.08	11/16	235,474.20
3/4	234,315.87	3/4	234,549.00	3/4	234,782.12	3/4	235,015.24	3/4	235,248.36	3/4	235,481.49
13/16	234,323.16	13/16	234,556.28	13/16	234,789.40	13/16	235,022.53	13/16	235,255.65	13/16	235,488.77
7/8	234,330.44	7/8	234,563.57	7/8	234,796.69	7/8	235,029.81	7/8	235,262.93	7/8	235,496.06
15/16	234,337.73	15/16	234,570.85	15/16	234,803.97	15/16	235,037.10	15/16	235,270.22	15/16	235,503.34
3	234,345.01	5	234,578.14	7	234,811.26	9	235,044.38	11	235,277.50	1	235,510.63
1/16	234,352.30	1/16	234,585.42	1/16	234,818.54	1/16	235,051.67	1/16	235,284.79	1/16	235,517.91
1/8	234,359.58	1/8	234,592.71	1/8	234,825.83	1/8	235,058.95	1/8	235,292.07	1/8	235,525.20
3/16	234,366.87	3/16	234,599.99	3/16	234,833.11	3/16	235,066.24	3/16	235,299.36	3/16	235,532.48
1/4	234,374.15	1/4	234,607.28	1/4	234,840.40	1/4	235,073.52	1/4	235,306.64	1/4	235,539.77
5/16	234,381.44	5/16	234,614.56	5/16	234,847.68	5/16	235,080.81	5/16	235,313.93	5/16	235,547.05
3/8	234,388.72	3/8	234,621.85	3/8	234,854.97	3/8	235,088.09	3/8	235,321.22	3/8	235,554.34
7/16	234,396.01	7/16	234,629.13	7/16	234,862.25	7/16	235,095.38	7/16	235,328.50	7/16	235,561.62
1/2	234,403.29	1/2	234,636.42	1/2	234,869.54	1/2	235,102.66	1/2	235,335.79	1/2	235,568.91
9/16	234,410.58	9/16	234,643.70	9/16	234,876.82	9/16	235,109.95	9/16	235,343.07	9/16	235,576.19
5/8	234,417.86	5/8	234,650.99	5/8	234,884.11	5/8	235,117.23	5/8	235,350.36	5/8	235,583.48
11/16	234,425.15	11/16	234,658.27	11/16	234,891.39	11/16	235,124.52	11/16	235,357.64	11/16	235,590.76
3/4	234,432.43	3/4	234,665.56	3/4	234,898.68	3/4	235,131.80	3/4	235,364.93	3/4	235,598.05
13/16	234,439.72	13/16	234,672.84	13/16	234,905.96	13/16	235,139.09	13/16	235,372.21	13/16	235,605.33
7/8	234,447.00	7/8	234,680.13	7/8	234,913.25	7/8	235,146.37	7/8	235,379.50	7/8	235,612.62
15/16	234,454.29	15/16	234,687.41	15/16	234,920.54	15/16	235,153.66	15/16	235,386.78	15/16	235,619.90

This chart is Certified for Tank: 15 only. No changes are permissible without the written consent of GAUGE POINT CALIBRATION.

For calibration specification information, see certificate on page 1.

Tank No: 15
GAUGE POINT CALIBRATION
1-800-205-TANK

Red Hill, Pearl Harbor, Hawaii

Issue Date: 11/2/2005

Capacities given in barrels of 42 U.S. gallons.

Gauge Height: 257'-00 5/8"

in/in	185 FT	in/in	185 FT	in/in	185 FT	in/in	185 FT	in/in	185 FT	in/in	186 FT
2	235,627.19	4	235,860.31	6	236,093.44	8	236,326.56	10	236,559.68	0	236,792.80
1/16	235,634.47	1/16	235,867.60	1/16	236,100.72	1/16	236,333.84	1/16	236,566.97	1/16	236,800.09
1/8	235,641.76	1/8	235,874.88	1/8	236,108.01	1/8	236,341.13	1/8	236,574.25	1/8	236,807.37
3/16	235,649.04	3/16	235,882.17	3/16	236,115.29	3/16	236,348.41	3/16	236,581.54	3/16	236,814.66
1/4	235,656.33	1/4	235,889.45	1/4	236,122.58	1/4	236,355.70	1/4	236,588.82	1/4	236,821.94
5/16	235,663.61	5/16	235,896.74	5/16	236,129.86	5/16	236,362.98	5/16	236,596.11	5/16	236,829.23
3/8	235,670.90	3/8	235,904.02	3/8	236,137.15	3/8	236,370.27	3/8	236,603.39	3/8	236,836.51
7/16	235,678.18	7/16	235,911.31	7/16	236,144.43	7/16	236,377.55	7/16	236,610.68	7/16	236,843.80
1/2	235,685.47	1/2	235,918.59	1/2	236,151.72	1/2	236,384.84	1/2	236,617.96	1/2	236,851.08
9/16	235,692.75	9/16	235,925.88	9/16	236,159.00	9/16	236,392.12	9/16	236,625.25	9/16	236,858.37
5/8	235,700.04	5/8	235,933.16	5/8	236,166.29	5/8	236,399.41	5/8	236,632.53	5/8	236,865.65
11/16	235,707.33	11/16	235,940.45	11/16	236,173.57	11/16	236,406.69	11/16	236,639.82	11/16	236,872.94
3/4	235,714.61	3/4	235,947.73	3/4	236,180.86	3/4	236,413.98	3/4	236,647.10	3/4	236,880.23
13/16	235,721.90	13/16	235,955.02	13/16	236,188.14	13/16	236,421.26	13/16	236,654.39	13/16	236,887.51
7/8	235,729.18	7/8	235,962.30	7/8	236,195.43	7/8	236,428.55	7/8	236,661.67	7/8	236,894.80
15/16	235,736.47	15/16	235,969.59	15/16	236,202.71	15/16	236,435.83	15/16	236,668.96	15/16	236,902.08
3	235,743.75	5	235,976.87	7	236,210.00	9	236,443.12	11	236,676.24	1	236,909.37
1/16	235,751.04	1/16	235,984.16	1/16	236,217.28	1/16	236,450.40	1/16	236,683.53	1/16	236,916.65
1/8	235,758.32	1/8	235,991.44	1/8	236,224.57	1/8	236,457.69	1/8	236,690.81	1/8	236,923.94
3/16	235,765.61	3/16	235,998.73	3/16	236,231.85	3/16	236,464.97	3/16	236,698.10	3/16	236,931.22
1/4	235,772.89	1/4	236,006.01	1/4	236,239.14	1/4	236,472.26	1/4	236,705.38	1/4	236,938.51
5/16	235,780.18	5/16	236,013.30	5/16	236,246.42	5/16	236,479.55	5/16	236,712.67	5/16	236,945.79
3/8	235,787.46	3/8	236,020.58	3/8	236,253.71	3/8	236,486.83	3/8	236,719.95	3/8	236,953.08
7/16	235,794.75	7/16	236,027.87	7/16	236,260.99	7/16	236,494.12	7/16	236,727.24	7/16	236,960.36
1/2	235,802.03	1/2	236,035.15	1/2	236,268.28	1/2	236,501.40	1/2	236,734.52	1/2	236,967.65
9/16	235,809.32	9/16	236,042.44	9/16	236,275.56	9/16	236,508.69	9/16	236,741.81	9/16	236,974.93
5/8	235,816.60	5/8	236,049.72	5/8	236,282.85	5/8	236,515.97	5/8	236,749.09	5/8	236,982.22
11/16	235,823.89	11/16	236,057.01	11/16	236,290.13	11/16	236,523.26	11/16	236,756.38	11/16	236,989.50
3/4	235,831.17	3/4	236,064.29	3/4	236,297.42	3/4	236,530.54	3/4	236,763.66	3/4	236,996.79
13/16	235,838.46	13/16	236,071.58	13/16	236,304.70	13/16	236,537.83	13/16	236,770.95	13/16	237,004.07
7/8	235,845.74	7/8	236,078.86	7/8	236,311.99	7/8	236,545.11	7/8	236,778.23	7/8	237,011.36
15/16	235,853.03	15/16	236,086.15	15/16	236,319.27	15/16	236,552.40	15/16	236,785.52	15/16	237,018.64

This chart is Certified for Tank: 15 only. No changes are permissible without the written consent of GAUGE POINT CALIBRATION.

For calibration specification information, see certificate on page 1.

Tank No: 15
GAUGE POINT CALIBRATION
1-800-205-TANK

Red Hill, Pearl Harbor, Hawaii

Issue Date: 11/2/2005

Capacities given in barrels of 42 U.S. gallons.

Gauge Height: 257'-00 5/8"

in/in	186 FT	in/in	186 FT	in/in	186 FT	in/in	186 FT	in/in	186 FT	in/in	187 FT
2	237,025.93	4	237,256.58	6	237,486.89	8	237,717.19	10	237,948.37	0	238,180.42
1/16	237,033.21	1/16	237,263.78	1/16	237,494.08	1/16	237,724.39	1/16	237,955.62	1/16	238,187.67
1/8	237,040.50	1/8	237,270.97	1/8	237,501.28	1/8	237,731.59	1/8	237,962.87	1/8	238,194.92
3/16	237,047.78	3/16	237,278.17	3/16	237,508.48	3/16	237,738.78	3/16	237,970.13	3/16	238,202.17
1/4	237,055.07	1/4	237,285.37	1/4	237,515.67	1/4	237,745.98	1/4	237,977.38	1/4	238,209.43
5/16	237,062.35	5/16	237,292.56	5/16	237,522.87	5/16	237,753.18	5/16	237,984.63	5/16	238,216.68
3/8	237,069.64	3/8	237,299.76	3/8	237,530.07	3/8	237,760.38	3/8	237,991.88	3/8	238,223.93
7/16	237,076.92	7/16	237,306.96	7/16	237,537.27	7/16	237,767.57	7/16	237,999.13	7/16	238,231.18
1/2	237,084.21	1/2	237,314.15	1/2	237,544.46	1/2	237,774.77	1/2	238,006.38	1/2	238,238.43
9/16	237,091.49	9/16	237,321.35	9/16	237,551.66	9/16	237,781.97	9/16	238,013.63	9/16	238,245.68
5/8	237,098.78	5/8	237,328.55	5/8	237,558.86	5/8	237,789.16	5/8	238,020.89	5/8	238,252.93
11/16	237,106.06	11/16	237,335.75	11/16	237,566.05	11/16	237,796.36	11/16	238,028.14	11/16	238,260.19
3/4	237,113.35	3/4	237,342.94	3/4	237,573.25	3/4	237,803.56	3/4	238,035.39	3/4	238,267.44
13/16	237,120.63	13/16	237,350.14	13/16	237,580.45	13/16	237,810.76	13/16	238,042.64	13/16	238,274.69
7/8	237,127.92	7/8	237,357.34	7/8	237,587.64	7/8	237,817.95	7/8	238,049.89	7/8	238,281.94
15/16	237,135.20	15/16	237,364.53	15/16	237,594.84	15/16	237,825.15	15/16	238,057.14	15/16	238,289.19
3	237,142.49	5	237,371.73	7	237,602.04	9	237,832.35	11	238,064.40	1	238,296.44
1/16	237,149.62	1/16	237,378.93	1/16	237,609.24	1/16	237,839.60	1/16	238,071.65	1/16	238,303.70
1/8	237,156.75	1/8	237,386.13	1/8	237,616.43	1/8	237,846.85	1/8	238,078.90	1/8	238,310.95
3/16	237,163.88	3/16	237,393.32	3/16	237,623.63	3/16	237,854.10	3/16	238,086.15	3/16	238,318.20
1/4	237,171.01	1/4	237,400.52	1/4	237,630.83	1/4	237,861.35	1/4	238,093.40	1/4	238,325.45
5/16	237,178.14	5/16	237,407.72	5/16	237,638.02	5/16	237,868.60	5/16	238,100.65	5/16	238,332.70
3/8	237,185.27	3/8	237,414.91	3/8	237,645.22	3/8	237,875.86	3/8	238,107.90	3/8	238,339.95
7/16	237,192.40	7/16	237,422.11	7/16	237,652.42	7/16	237,883.11	7/16	238,115.16	7/16	238,347.20
1/2	237,199.53	1/2	237,429.31	1/2	237,659.62	1/2	237,890.36	1/2	238,122.41	1/2	238,354.46
9/16	237,206.66	9/16	237,436.51	9/16	237,666.81	9/16	237,897.61	9/16	238,129.66	9/16	238,361.71
5/8	237,213.79	5/8	237,443.70	5/8	237,674.01	5/8	237,904.86	5/8	238,136.91	5/8	238,368.96
11/16	237,220.93	11/16	237,450.90	11/16	237,681.21	11/16	237,912.11	11/16	238,144.16	11/16	238,376.21
3/4	237,228.06	3/4	237,458.10	3/4	237,688.40	3/4	237,919.36	3/4	238,151.41	3/4	238,383.46
13/16	237,235.19	13/16	237,465.29	13/16	237,695.60	13/16	237,926.62	13/16	238,158.66	13/16	238,390.71
7/8	237,242.32	7/8	237,472.49	7/8	237,702.80	7/8	237,933.87	7/8	238,165.92	7/8	238,397.96
15/16	237,249.45	15/16	237,479.69	15/16	237,710.00	15/16	237,941.12	15/16	238,173.17	15/16	238,405.22

This chart is Certified for Tank: 15 only. No changes are permissible without the written consent of GAUGE POINT CALIBRATION.

For calibration specification information, see certificate on page 1.

Tank No: 15
GAUGE POINT CALIBRATION
1-800-205-TANK

Red Hill, Pearl Harbor, Hawaii

Issue Date: 11/2/2005

Capacities given in barrels of 42 U.S. gallons.

Gauge Height: 257'-00 5/8"

in/in	187 FT	in/in	187 FT	in/in	187 FT	in/in	187 FT	in/in	187 FT	in/in	188 FT
2	238,412.47	4	238,644.52	6	238,876.57	8	239,108.61	10	239,340.66	0	239,572.71
1/16	238,419.72	1/16	238,651.77	1/16	238,883.82	1/16	239,115.87	1/16	239,347.91	1/16	239,579.92
1/8	238,426.97	1/8	238,659.02	1/8	238,891.07	1/8	239,123.12	1/8	239,355.17	1/8	239,587.13
3/16	238,434.22	3/16	238,666.27	3/16	238,898.32	3/16	239,130.37	3/16	239,362.42	3/16	239,594.33
1/4	238,441.47	1/4	238,673.52	1/4	238,905.57	1/4	239,137.62	1/4	239,369.67	1/4	239,601.54
5/16	238,448.73	5/16	238,680.77	5/16	238,912.82	5/16	239,144.87	5/16	239,376.92	5/16	239,608.75
3/8	238,455.98	3/8	238,688.03	3/8	238,920.07	3/8	239,152.12	3/8	239,384.17	3/8	239,615.96
7/16	238,463.23	7/16	238,695.28	7/16	238,927.33	7/16	239,159.37	7/16	239,391.42	7/16	239,623.17
1/2	238,470.48	1/2	238,702.53	1/2	238,934.58	1/2	239,166.63	1/2	239,398.67	1/2	239,630.37
9/16	238,477.73	9/16	238,709.78	9/16	238,941.83	9/16	239,173.88	9/16	239,405.93	9/16	239,637.58
5/8	238,484.98	5/8	238,717.03	5/8	238,949.08	5/8	239,181.13	5/8	239,413.18	5/8	239,644.79
11/16	238,492.23	11/16	238,724.28	11/16	238,956.33	11/16	239,188.38	11/16	239,420.43	11/16	239,652.00
3/4	238,499.49	3/4	238,731.53	3/4	238,963.58	3/4	239,195.63	3/4	239,427.68	3/4	239,659.20
13/16	238,506.74	13/16	238,738.79	13/16	238,970.83	13/16	239,202.88	13/16	239,434.93	13/16	239,666.41
7/8	238,513.99	7/8	238,746.04	7/8	238,978.09	7/8	239,210.14	7/8	239,442.18	7/8	239,673.62
15/16	238,521.24	15/16	238,753.29	15/16	238,985.34	15/16	239,217.39	15/16	239,449.44	15/16	239,680.83
3	238,528.49	5	238,760.54	7	238,992.59	9	239,224.64	11	239,456.69	1	239,688.03
1/16	238,535.74	1/16	238,767.79	1/16	238,999.84	1/16	239,231.89	1/16	239,463.94	1/16	239,695.24
1/8	238,543.00	1/8	238,775.04	1/8	239,007.09	1/8	239,239.14	1/8	239,471.19	1/8	239,702.45
3/16	238,550.25	3/16	238,782.30	3/16	239,014.34	3/16	239,246.39	3/16	239,478.44	3/16	239,709.66
1/4	238,557.50	1/4	238,789.55	1/4	239,021.60	1/4	239,253.64	1/4	239,485.69	1/4	239,716.87
5/16	238,564.75	5/16	238,796.80	5/16	239,028.85	5/16	239,260.90	5/16	239,492.94	5/16	239,724.07
3/8	238,572.00	3/8	238,804.05	3/8	239,036.10	3/8	239,268.15	3/8	239,500.20	3/8	239,731.28
7/16	238,579.25	7/16	238,811.30	7/16	239,043.35	7/16	239,275.40	7/16	239,507.45	7/16	239,738.49
1/2	238,586.50	1/2	238,818.55	1/2	239,050.60	1/2	239,282.65	1/2	239,514.70	1/2	239,745.70
9/16	238,593.76	9/16	238,825.80	9/16	239,057.85	9/16	239,289.90	9/16	239,521.95	9/16	239,752.90
5/8	238,601.01	5/8	238,833.06	5/8	239,065.10	5/8	239,297.15	5/8	239,529.20	5/8	239,760.11
11/16	238,608.26	11/16	238,840.31	11/16	239,072.36	11/16	239,304.40	11/16	239,536.45	11/16	239,767.32
3/4	238,615.51	3/4	238,847.56	3/4	239,079.61	3/4	239,311.66	3/4	239,543.70	3/4	239,774.53
13/16	238,622.76	13/16	238,854.81	13/16	239,086.86	13/16	239,318.91	13/16	239,550.96	13/16	239,781.74
7/8	238,630.01	7/8	238,862.06	7/8	239,094.11	7/8	239,326.16	7/8	239,558.21	7/8	239,788.94
15/16	238,637.27	15/16	238,869.31	15/16	239,101.36	15/16	239,333.41	15/16	239,565.46	15/16	239,796.15

This chart is Certified for Tank: 15 only. No changes are permissible without the written consent of GAUGE POINT CALIBRATION.

For calibration specification information, see certificate on page 1.

Tank No: 15
GAUGE POINT CALIBRATION
1-800-205-TANK

Red Hill, Pearl Harbor, Hawaii

Issue Date: 11/2/2005

Capacities given in barrels of 42 U.S. gallons.

Gauge Height: 257'-00 5/8"

in/in	188 FT	in/in	188 FT	in/in	188 FT	in/in	188 FT	in/in	188 FT	in/in	189 FT
2	239,803.36	4	240,034.22	6	240,265.31	8	240,496.40	10	240,728.88	0	240,961.37
1/16	239,810.57	1/16	240,041.45	1/16	240,272.53	1/16	240,503.66	1/16	240,736.15	1/16	240,968.63
1/8	239,817.77	1/8	240,048.67	1/8	240,279.75	1/8	240,510.93	1/8	240,743.41	1/8	240,975.90
3/16	239,824.98	3/16	240,055.89	3/16	240,286.97	3/16	240,518.19	3/16	240,750.68	3/16	240,983.16
1/4	239,832.19	1/4	240,063.11	1/4	240,294.20	1/4	240,525.46	1/4	240,757.94	1/4	240,990.43
5/16	239,839.40	5/16	240,070.33	5/16	240,301.42	5/16	240,532.72	5/16	240,765.21	5/16	240,997.70
3/8	239,846.60	3/8	240,077.55	3/8	240,308.64	3/8	240,539.99	3/8	240,772.47	3/8	241,004.96
7/16	239,853.81	7/16	240,084.77	7/16	240,315.86	7/16	240,547.25	7/16	240,779.74	7/16	241,012.23
1/2	239,861.02	1/2	240,092.00	1/2	240,323.08	1/2	240,554.52	1/2	240,787.00	1/2	241,019.49
9/16	239,868.23	9/16	240,099.22	9/16	240,330.30	9/16	240,561.78	9/16	240,794.27	9/16	241,026.76
5/8	239,875.44	5/8	240,106.44	5/8	240,337.52	5/8	240,569.05	5/8	240,801.53	5/8	241,034.02
11/16	239,882.64	11/16	240,113.66	11/16	240,344.75	11/16	240,576.31	11/16	240,808.80	11/16	241,041.29
3/4	239,889.85	3/4	240,120.88	3/4	240,351.97	3/4	240,583.58	3/4	240,816.06	3/4	241,048.55
13/16	239,897.06	13/16	240,128.10	13/16	240,359.19	13/16	240,590.84	13/16	240,823.33	13/16	241,055.82
7/8	239,904.27	7/8	240,135.32	7/8	240,366.41	7/8	240,598.11	7/8	240,830.60	7/8	241,063.08
15/16	239,911.47	15/16	240,142.55	15/16	240,373.63	15/16	240,605.37	15/16	240,837.86	15/16	241,070.35
3	239,918.68	5	240,149.77	7	240,380.85	9	240,612.64	11	240,845.13	1	241,077.61
1/16	239,925.90	1/16	240,156.99	1/16	240,388.07	1/16	240,619.90	1/16	240,852.39	1/16	241,084.88
1/8	239,933.12	1/8	240,164.21	1/8	240,395.30	1/8	240,627.17	1/8	240,859.66	1/8	241,092.14
3/16	239,940.35	3/16	240,171.43	3/16	240,402.52	3/16	240,634.43	3/16	240,866.92	3/16	241,099.41
1/4	239,947.57	1/4	240,178.65	1/4	240,409.74	1/4	240,641.70	1/4	240,874.19	1/4	241,106.67
5/16	239,954.79	5/16	240,185.87	5/16	240,416.96	5/16	240,648.96	5/16	240,881.45	5/16	241,113.94
3/8	239,962.01	3/8	240,193.10	3/8	240,424.18	3/8	240,656.23	3/8	240,888.72	3/8	241,121.20
7/16	239,969.23	7/16	240,200.32	7/16	240,431.40	7/16	240,663.50	7/16	240,895.98	7/16	241,128.47
1/2	239,976.45	1/2	240,207.54	1/2	240,438.62	1/2	240,670.76	1/2	240,903.25	1/2	241,135.73
9/16	239,983.67	9/16	240,214.76	9/16	240,445.85	9/16	240,678.03	9/16	240,910.51	9/16	241,143.00
5/8	239,990.90	5/8	240,221.98	5/8	240,453.07	5/8	240,685.29	5/8	240,917.78	5/8	241,150.26
11/16	239,998.12	11/16	240,229.20	11/16	240,460.29	11/16	240,692.56	11/16	240,925.04	11/16	241,157.53
3/4	240,005.34	3/4	240,236.42	3/4	240,467.51	3/4	240,699.82	3/4	240,932.31	3/4	241,164.79
13/16	240,012.56	13/16	240,243.65	13/16	240,474.73	13/16	240,707.09	13/16	240,939.57	13/16	241,172.06
7/8	240,019.78	7/8	240,250.87	7/8	240,481.95	7/8	240,714.35	7/8	240,946.84	7/8	241,179.33
15/16	240,027.00	15/16	240,258.09	15/16	240,489.17	15/16	240,721.62	15/16	240,954.10	15/16	241,186.59

This chart is Certified for Tank: 15 only. No changes are permissible without the written consent of GAUGE POINT CALIBRATION.

For calibration specification information, see certificate on page 1.

Tank No: 15
GAUGE POINT CALIBRATION
1-800-205-TANK

Red Hill, Pearl Harbor, Hawaii

Issue Date: 11/2/2005

Capacities given in barrels of 42 U.S. gallons.

Gauge Height: 257'-00 5/8"

in/in	189 FT	in/in	189 FT	in/in	189 FT	in/in	189 FT	in/in	189 FT	in/in	190 FT
2	241,193.86	4	241,426.34	6	241,658.83	8	241,891.32	10	242,123.80	0	242,356.29
1/16	241,201.12	1/16	241,433.61	1/16	241,666.09	1/16	241,898.58	1/16	242,131.07	1/16	242,363.56
1/8	241,208.39	1/8	241,440.87	1/8	241,673.36	1/8	241,905.85	1/8	242,138.33	1/8	242,370.82
3/16	241,215.65	3/16	241,448.14	3/16	241,680.63	3/16	241,913.11	3/16	242,145.60	3/16	242,378.09
1/4	241,222.92	1/4	241,455.40	1/4	241,687.89	1/4	241,920.38	1/4	242,152.86	1/4	242,385.35
5/16	241,230.18	5/16	241,462.67	5/16	241,695.16	5/16	241,927.64	5/16	242,160.13	5/16	242,392.62
3/8	241,237.45	3/8	241,469.93	3/8	241,702.42	3/8	241,934.91	3/8	242,167.39	3/8	242,399.88
7/16	241,244.71	7/16	241,477.20	7/16	241,709.69	7/16	241,942.17	7/16	242,174.66	7/16	242,407.15
1/2	241,251.98	1/2	241,484.46	1/2	241,716.95	1/2	241,949.44	1/2	242,181.92	1/2	242,414.41
9/16	241,259.24	9/16	241,491.73	9/16	241,724.22	9/16	241,956.70	9/16	242,189.19	9/16	242,421.68
5/8	241,266.51	5/8	241,498.99	5/8	241,731.48	5/8	241,963.97	5/8	242,196.46	5/8	242,428.94
11/16	241,273.77	11/16	241,506.26	11/16	241,738.75	11/16	241,971.23	11/16	242,203.72	11/16	242,436.21
3/4	241,281.04	3/4	241,513.53	3/4	241,746.01	3/4	241,978.50	3/4	242,210.99	3/4	242,443.47
13/16	241,288.30	13/16	241,520.79	13/16	241,753.28	13/16	241,985.76	13/16	242,218.25	13/16	242,450.74
7/8	241,295.57	7/8	241,528.06	7/8	241,760.54	7/8	241,993.03	7/8	242,225.52	7/8	242,458.00
15/16	241,302.83	15/16	241,535.32	15/16	241,767.81	15/16	242,000.29	15/16	242,232.78	15/16	242,465.27
3	241,310.10	5	241,542.59	7	241,775.07	9	242,007.56	11	242,240.05	1	242,472.53
1/16	241,317.36	1/16	241,549.85	1/16	241,782.34	1/16	242,014.82	1/16	242,247.31	1/16	242,479.80
1/8	241,324.63	1/8	241,557.12	1/8	241,789.60	1/8	242,022.09	1/8	242,254.58	1/8	242,487.06
3/16	241,331.89	3/16	241,564.38	3/16	241,796.87	3/16	242,029.36	3/16	242,261.84	3/16	242,494.33
1/4	241,339.16	1/4	241,571.65	1/4	241,804.13	1/4	242,036.62	1/4	242,269.11	1/4	242,501.59
5/16	241,346.43	5/16	241,578.91	5/16	241,811.40	5/16	242,043.89	5/16	242,276.37	5/16	242,508.86
3/8	241,353.69	3/8	241,586.18	3/8	241,818.66	3/8	242,051.15	3/8	242,283.64	3/8	242,516.12
7/16	241,360.96	7/16	241,593.44	7/16	241,825.93	7/16	242,058.42	7/16	242,290.90	7/16	242,523.39
1/2	241,368.22	1/2	241,600.71	1/2	241,833.19	1/2	242,065.68	1/2	242,298.17	1/2	242,530.66
9/16	241,375.49	9/16	241,607.97	9/16	241,840.46	9/16	242,072.95	9/16	242,305.43	9/16	242,537.92
5/8	241,382.75	5/8	241,615.24	5/8	241,847.73	5/8	242,080.21	5/8	242,312.70	5/8	242,545.19
11/16	241,390.02	11/16	241,622.50	11/16	241,854.99	11/16	242,087.48	11/16	242,319.96	11/16	242,552.45
3/4	241,397.28	3/4	241,629.77	3/4	241,862.26	3/4	242,094.74	3/4	242,327.23	3/4	242,559.72
13/16	241,404.55	13/16	241,637.03	13/16	241,869.52	13/16	242,102.01	13/16	242,334.49	13/16	242,566.98
7/8	241,411.81	7/8	241,644.30	7/8	241,876.79	7/8	242,109.27	7/8	242,341.76	7/8	242,574.25
15/16	241,419.08	15/16	241,651.56	15/16	241,884.05	15/16	242,116.54	15/16	242,349.02	15/16	242,581.51

This chart is Certified for Tank: 15 only. No changes are permissible without the written consent of GAUGE POINT CALIBRATION.

For calibration specification information, see certificate on page 1.

Tank No: 15
GAUGE POINT CALIBRATION
1-800-205-TANK

Red Hill, Pearl Harbor, Hawaii

Issue Date: 11/2/2005

Capacities given in barrels of 42 U.S. gallons.

Gauge Height: 257'-00 5/8"

in/in	190 FT	in/in	190 FT	in/in	190 FT	in/in	190 FT	in/in	190 FT	in/in	191 FT
2	242,588.78	4	242,821.26	6	243,053.75	8	243,286.24	10	243,518.55	0	243,750.68
1/16	242,596.04	1/16	242,828.53	1/16	243,061.02	1/16	243,293.50	1/16	243,525.80	1/16	243,757.92
1/8	242,603.31	1/8	242,835.79	1/8	243,068.28	1/8	243,300.77	1/8	243,533.06	1/8	243,765.16
3/16	242,610.57	3/16	242,843.06	3/16	243,075.55	3/16	243,308.03	3/16	243,540.31	3/16	243,772.41
1/4	242,617.84	1/4	242,850.32	1/4	243,082.81	1/4	243,315.30	1/4	243,547.56	1/4	243,779.65
5/16	242,625.10	5/16	242,857.59	5/16	243,090.08	5/16	243,322.56	5/16	243,554.82	5/16	243,786.89
3/8	242,632.37	3/8	242,864.85	3/8	243,097.34	3/8	243,329.83	3/8	243,562.07	3/8	243,794.13
7/16	242,639.63	7/16	242,872.12	7/16	243,104.61	7/16	243,337.09	7/16	243,569.33	7/16	243,801.37
1/2	242,646.90	1/2	242,879.39	1/2	243,111.87	1/2	243,344.36	1/2	243,576.58	1/2	243,808.62
9/16	242,654.16	9/16	242,886.65	9/16	243,119.14	9/16	243,351.62	9/16	243,583.83	9/16	243,815.86
5/8	242,661.43	5/8	242,893.92	5/8	243,126.40	5/8	243,358.89	5/8	243,591.09	5/8	243,823.10
11/16	242,668.69	11/16	242,901.18	11/16	243,133.67	11/16	243,366.15	11/16	243,598.34	11/16	243,830.34
3/4	242,675.96	3/4	242,908.45	3/4	243,140.93	3/4	243,373.42	3/4	243,605.60	3/4	243,837.58
13/16	242,683.22	13/16	242,915.71	13/16	243,148.20	13/16	243,380.68	13/16	243,612.85	13/16	243,844.83
7/8	242,690.49	7/8	242,922.98	7/8	243,155.46	7/8	243,387.95	7/8	243,620.10	7/8	243,852.07
15/16	242,697.75	15/16	242,930.24	15/16	243,162.73	15/16	243,395.22	15/16	243,627.36	15/16	243,859.31
3	242,705.02	5	242,937.51	7	243,169.99	9	243,402.48	11	243,634.61	1	243,866.55
1/16	242,712.29	1/16	242,944.77	1/16	243,177.26	1/16	243,409.73	1/16	243,641.87	1/16	243,873.79
1/8	242,719.55	1/8	242,952.04	1/8	243,184.52	1/8	243,416.99	1/8	243,649.12	1/8	243,881.04
3/16	242,726.82	3/16	242,959.30	3/16	243,191.79	3/16	243,424.24	3/16	243,656.38	3/16	243,888.28
1/4	242,734.08	1/4	242,966.57	1/4	243,199.05	1/4	243,431.50	1/4	243,663.63	1/4	243,895.52
5/16	242,741.35	5/16	242,973.83	5/16	243,206.32	5/16	243,438.75	5/16	243,670.88	5/16	243,902.76
3/8	242,748.61	3/8	242,981.10	3/8	243,213.59	3/8	243,446.01	3/8	243,678.14	3/8	243,910.00
7/16	242,755.88	7/16	242,988.36	7/16	243,220.85	7/16	243,453.26	7/16	243,685.39	7/16	243,917.25
1/2	242,763.14	1/2	242,995.63	1/2	243,228.12	1/2	243,460.51	1/2	243,692.65	1/2	243,924.49
9/16	242,770.41	9/16	243,002.89	9/16	243,235.38	9/16	243,467.77	9/16	243,699.90	9/16	243,931.73
5/8	242,777.67	5/8	243,010.16	5/8	243,242.65	5/8	243,475.02	5/8	243,707.15	5/8	243,938.97
11/16	242,784.94	11/16	243,017.42	11/16	243,249.91	11/16	243,482.28	11/16	243,714.41	11/16	243,946.21
3/4	242,792.20	3/4	243,024.69	3/4	243,257.18	3/4	243,489.53	3/4	243,721.66	3/4	243,953.46
13/16	242,799.47	13/16	243,031.95	13/16	243,264.44	13/16	243,496.78	13/16	243,728.92	13/16	243,960.70
7/8	242,806.73	7/8	243,039.22	7/8	243,271.71	7/8	243,504.04	7/8	243,736.17	7/8	243,967.94
15/16	242,814.00	15/16	243,046.49	15/16	243,278.97	15/16	243,511.29	15/16	243,743.43	15/16	243,975.18

This chart is Certified for Tank: 15 only. No changes are permissible without the written consent of GAUGE POINT CALIBRATION.

For calibration specification information, see certificate on page 1.

Tank No: 15
GAUGE POINT CALIBRATION
1-800-205-TANK

Red Hill, Pearl Harbor, Hawaii

Issue Date: 11/2/2005

Capacities given in barrels of 42 U.S. gallons.

Gauge Height: 257'-00 5/8"

in/in	191 FT	in/in	191 FT	in/in	191 FT	in/in	191 FT	in/in	191 FT	in/in	192 FT
2	243,982.42	4	244,214.93	6	244,448.01	8	244,681.77	10	244,916.30	0	245,151.84
1/16	243,989.68	1/16	244,222.21	1/16	244,455.31	1/16	244,689.09	1/16	244,923.65	1/16	245,159.21
1/8	243,996.94	1/8	244,229.49	1/8	244,462.60	1/8	244,696.42	1/8	244,931.00	1/8	245,166.59
3/16	244,004.20	3/16	244,236.76	3/16	244,469.90	3/16	244,703.74	3/16	244,938.36	3/16	245,173.96
1/4	244,011.46	1/4	244,244.04	1/4	244,477.20	1/4	244,711.06	1/4	244,945.71	1/4	245,181.33
5/16	244,018.72	5/16	244,251.32	5/16	244,484.50	5/16	244,718.39	5/16	244,953.06	5/16	245,188.70
3/8	244,025.98	3/8	244,258.60	3/8	244,491.80	3/8	244,725.71	3/8	244,960.41	3/8	245,196.08
7/16	244,033.24	7/16	244,265.88	7/16	244,499.10	7/16	244,733.03	7/16	244,967.76	7/16	245,203.45
1/2	244,040.50	1/2	244,273.16	1/2	244,506.39	1/2	244,740.36	1/2	244,975.12	1/2	245,210.82
9/16	244,047.76	9/16	244,280.43	9/16	244,513.69	9/16	244,747.68	9/16	244,982.47	9/16	245,218.20
5/8	244,055.02	5/8	244,287.71	5/8	244,520.99	5/8	244,755.00	5/8	244,989.82	5/8	245,225.57
11/16	244,062.28	11/16	244,294.99	11/16	244,528.29	11/16	244,762.33	11/16	244,997.17	11/16	245,232.94
3/4	244,069.54	3/4	244,302.27	3/4	244,535.59	3/4	244,769.65	3/4	245,004.52	3/4	245,240.31
13/16	244,076.80	13/16	244,309.55	13/16	244,542.89	13/16	244,776.97	13/16	245,011.88	13/16	245,247.69
7/8	244,084.06	7/8	244,316.82	7/8	244,550.18	7/8	244,784.30	7/8	245,019.23	7/8	245,255.06
15/16	244,091.32	15/16	244,324.10	15/16	244,557.48	15/16	244,791.62	15/16	245,026.58	15/16	245,262.43
3	244,098.58	5	244,331.38	7	244,564.78	9	244,798.94	11	245,033.93	1	245,269.80
1/16	244,105.85	1/16	244,338.67	1/16	244,572.09	1/16	244,806.28	1/16	245,041.30	1/16	245,277.19
1/8	244,113.12	1/8	244,345.96	1/8	244,579.40	1/8	244,813.61	1/8	245,048.67	1/8	245,284.58
3/16	244,120.39	3/16	244,353.25	3/16	244,586.72	3/16	244,820.95	3/16	245,056.04	3/16	245,291.97
1/4	244,127.66	1/4	244,360.54	1/4	244,594.03	1/4	244,828.28	1/4	245,063.41	1/4	245,299.36
5/16	244,134.94	5/16	244,367.83	5/16	244,601.34	5/16	244,835.62	5/16	245,070.78	5/16	245,306.75
3/8	244,142.21	3/8	244,375.12	3/8	244,608.65	3/8	244,842.95	3/8	245,078.15	3/8	245,314.13
7/16	244,149.48	7/16	244,382.41	7/16	244,615.96	7/16	244,850.29	7/16	245,085.52	7/16	245,321.52
1/2	244,156.75	1/2	244,389.69	1/2	244,623.28	1/2	244,857.62	1/2	245,092.89	1/2	245,328.91
9/16	244,164.02	9/16	244,396.98	9/16	244,630.59	9/16	244,864.96	9/16	245,100.26	9/16	245,336.30
5/8	244,171.30	5/8	244,404.27	5/8	244,637.90	5/8	244,872.29	5/8	245,107.63	5/8	245,343.69
11/16	244,178.57	11/16	244,411.56	11/16	244,645.21	11/16	244,879.63	11/16	245,114.99	11/16	245,351.08
3/4	244,185.84	3/4	244,418.85	3/4	244,652.52	3/4	244,886.96	3/4	245,122.36	3/4	245,358.46
13/16	244,193.11	13/16	244,426.14	13/16	244,659.84	13/16	244,894.30	13/16	245,129.73	13/16	245,365.85
7/8	244,200.39	7/8	244,433.43	7/8	244,667.15	7/8	244,901.63	7/8	245,137.10	7/8	245,373.24
15/16	244,207.66	15/16	244,440.72	15/16	244,674.46	15/16	244,908.97	15/16	245,144.47	15/16	245,380.63

This chart is Certified for Tank: 15 only. No changes are permissible without the written consent of GAUGE POINT CALIBRATION.

For calibration specification information, see certificate on page 1.

Tank No: 15
GAUGE POINT CALIBRATION
1-800-205-TANK

Red Hill, Pearl Harbor, Hawaii

Issue Date: 11/2/2005

Capacities given in barrels of 42 U.S. gallons.

Gauge Height: 257'-00 5/8"

in/in	192 FT	in/in	192 FT	in/in	192 FT	in/in	192 FT	in/in	192 FT	in/in	193 FT
2	245,388.02	4	245,625.53	6	245,864.47	8	246,104.68	10	246,346.24	0	246,589.18
1/16	245,395.43	1/16	245,632.99	1/16	245,871.96	1/16	246,112.22	1/16	246,353.82	1/16	246,596.81
1/8	245,402.84	1/8	245,640.44	1/8	245,879.46	1/8	246,119.76	1/8	246,361.40	1/8	246,604.43
3/16	245,410.25	3/16	245,647.90	3/16	245,886.95	3/16	246,127.29	3/16	246,368.98	3/16	246,612.05
1/4	245,417.66	1/4	245,655.36	1/4	245,894.45	1/4	246,134.83	1/4	246,376.56	1/4	246,619.68
5/16	245,425.07	5/16	245,662.81	5/16	245,901.95	5/16	246,142.37	5/16	246,384.14	5/16	246,627.30
3/8	245,432.48	3/8	245,670.27	3/8	245,909.44	3/8	246,149.90	3/8	246,391.72	3/8	246,634.92
7/16	245,439.89	7/16	245,677.72	7/16	245,916.94	7/16	246,157.44	7/16	246,399.30	7/16	246,642.55
1/2	245,447.30	1/2	245,685.18	1/2	245,924.43	1/2	246,164.98	1/2	246,406.88	1/2	246,650.17
9/16	245,454.72	9/16	245,692.64	9/16	245,931.93	9/16	246,172.51	9/16	246,414.46	9/16	246,657.79
5/8	245,462.13	5/8	245,700.09	5/8	245,939.42	5/8	246,180.05	5/8	246,422.04	5/8	246,665.42
11/16	245,469.54	11/16	245,707.55	11/16	245,946.92	11/16	246,187.59	11/16	246,429.62	11/16	246,673.04
3/4	245,476.95	3/4	245,715.01	3/4	245,954.41	3/4	246,195.13	3/4	246,437.20	3/4	246,680.66
13/16	245,484.36	13/16	245,722.46	13/16	245,961.91	13/16	246,202.66	13/16	246,444.78	13/16	246,688.29
7/8	245,491.77	7/8	245,729.92	7/8	245,969.41	7/8	246,210.20	7/8	246,452.36	7/8	246,695.91
15/16	245,499.18	15/16	245,737.37	15/16	245,976.90	15/16	246,217.74	15/16	246,459.94	15/16	246,703.53
3	245,506.59	5	245,744.83	7	245,984.40	9	246,225.27	11	246,467.52	1	246,711.16
1/16	245,514.02	1/16	245,752.31	1/16	245,991.91	1/16	246,232.83	1/16	246,475.12	1/16	246,718.81
1/8	245,521.46	1/8	245,759.78	1/8	245,999.43	1/8	246,240.39	1/8	246,482.73	1/8	246,726.45
3/16	245,528.89	3/16	245,767.26	3/16	246,006.95	3/16	246,247.95	3/16	246,490.33	3/16	246,734.10
1/4	245,536.33	1/4	245,774.74	1/4	246,014.47	1/4	246,255.51	1/4	246,497.93	1/4	246,741.75
5/16	245,543.76	5/16	245,782.22	5/16	246,021.99	5/16	246,263.07	5/16	246,505.54	5/16	246,749.40
3/8	245,551.19	3/8	245,789.69	3/8	246,029.50	3/8	246,270.63	3/8	246,513.14	3/8	246,757.05
7/16	245,558.63	7/16	245,797.17	7/16	246,037.02	7/16	246,278.19	7/16	246,520.75	7/16	246,764.70
1/2	245,566.06	1/2	245,804.65	1/2	246,044.54	1/2	246,285.75	1/2	246,528.35	1/2	246,772.35
9/16	245,573.49	9/16	245,812.13	9/16	246,052.06	9/16	246,293.31	9/16	246,535.95	9/16	246,780.00
5/8	245,580.93	5/8	245,819.60	5/8	246,059.57	5/8	246,300.87	5/8	246,543.56	5/8	246,787.65
11/16	245,588.36	11/16	245,827.08	11/16	246,067.09	11/16	246,308.43	11/16	246,551.16	11/16	246,795.30
3/4	245,595.80	3/4	245,834.56	3/4	246,074.61	3/4	246,315.99	3/4	246,558.77	3/4	246,802.95
13/16	245,603.23	13/16	245,842.04	13/16	246,082.13	13/16	246,323.56	13/16	246,566.37	13/16	246,810.60
7/8	245,610.66	7/8	245,849.51	7/8	246,089.65	7/8	246,331.12	7/8	246,573.97	7/8	246,818.25
15/16	245,618.10	15/16	245,856.99	15/16	246,097.16	15/16	246,338.68	15/16	246,581.58	15/16	246,825.90

This chart is Certified for Tank: 15 only. No changes are permissible without the written consent of GAUGE POINT CALIBRATION.

For calibration specification information, see certificate on page 1.

Tank No: 15
GAUGE POINT CALIBRATION
1-800-205-TANK

Red Hill, Pearl Harbor, Hawaii

Issue Date: 11/2/2005

Capacities given in barrels of 42 U.S. gallons.

Gauge Height: 257'-00 5/8"

in/in	193 FT	in/in	193 FT	in/in	193 FT	in/in	193 FT	in/in	193 FT	in/in	194 FT
2	246,833.55	4	247,079.42	6	247,326.82	8	247,575.57	10	247,826.13	0	248,078.30
1/16	246,841.22	1/16	247,087.14	1/16	247,334.58	1/16	247,583.39	1/16	247,834.00	1/16	248,086.22
1/8	246,848.89	1/8	247,094.86	1/8	247,342.34	1/8	247,591.20	1/8	247,841.86	1/8	248,094.14
3/16	246,856.56	3/16	247,102.58	3/16	247,350.10	3/16	247,599.02	3/16	247,849.73	3/16	248,102.06
1/4	246,864.23	1/4	247,110.30	1/4	247,357.86	1/4	247,606.84	1/4	247,857.60	1/4	248,109.98
5/16	246,871.90	5/16	247,118.01	5/16	247,365.62	5/16	247,614.65	5/16	247,865.46	5/16	248,117.89
3/8	246,879.57	3/8	247,125.73	3/8	247,373.38	3/8	247,622.47	3/8	247,873.33	3/8	248,125.81
7/16	246,887.24	7/16	247,133.45	7/16	247,381.14	7/16	247,630.29	7/16	247,881.20	7/16	248,133.73
1/2	246,894.92	1/2	247,141.17	1/2	247,388.90	1/2	247,638.10	1/2	247,889.06	1/2	248,141.65
9/16	246,902.59	9/16	247,148.89	9/16	247,396.66	9/16	247,645.92	9/16	247,896.93	9/16	248,149.56
5/8	246,910.26	5/8	247,156.61	5/8	247,404.42	5/8	247,653.74	5/8	247,904.80	5/8	248,157.48
11/16	246,917.93	11/16	247,164.32	11/16	247,412.18	11/16	247,661.55	11/16	247,912.66	11/16	248,165.40
3/4	246,925.60	3/4	247,172.04	3/4	247,419.94	3/4	247,669.37	3/4	247,920.53	3/4	248,173.32
13/16	246,933.27	13/16	247,179.76	13/16	247,427.70	13/16	247,677.19	13/16	247,928.40	13/16	248,181.24
7/8	246,940.94	7/8	247,187.48	7/8	247,435.46	7/8	247,685.00	7/8	247,936.26	7/8	248,189.15
15/16	246,948.61	15/16	247,195.20	15/16	247,443.22	15/16	247,692.82	15/16	247,944.13	15/16	248,197.07
3	246,956.28	5	247,202.92	7	247,450.98	9	247,700.64	11	247,952.00	1	248,204.99
1/16	246,963.98	1/16	247,210.66	1/16	247,458.77	1/16	247,708.48	1/16	247,959.89	1/16	248,212.94
1/8	246,971.68	1/8	247,218.40	1/8	247,466.56	1/8	247,716.32	1/8	247,967.79	1/8	248,220.88
3/16	246,979.37	3/16	247,226.15	3/16	247,474.34	3/16	247,724.17	3/16	247,975.68	3/16	248,228.83
1/4	246,987.07	1/4	247,233.89	1/4	247,482.13	1/4	247,732.01	1/4	247,983.57	1/4	248,236.77
5/16	246,994.76	5/16	247,241.64	5/16	247,489.92	5/16	247,739.85	5/16	247,991.47	5/16	248,244.72
3/8	247,002.46	3/8	247,249.38	3/8	247,497.70	3/8	247,747.70	3/8	247,999.36	3/8	248,252.66
7/16	247,010.16	7/16	247,257.13	7/16	247,505.49	7/16	247,755.54	7/16	248,007.26	7/16	248,260.61
1/2	247,017.85	1/2	247,264.87	1/2	247,513.28	1/2	247,763.38	1/2	248,015.15	1/2	248,268.55
9/16	247,025.55	9/16	247,272.61	9/16	247,521.06	9/16	247,771.23	9/16	248,023.05	9/16	248,276.50
5/8	247,033.25	5/8	247,280.36	5/8	247,528.85	5/8	247,779.07	5/8	248,030.94	5/8	248,284.44
11/16	247,040.94	11/16	247,288.10	11/16	247,536.64	11/16	247,786.91	11/16	248,038.83	11/16	248,292.39
3/4	247,048.64	3/4	247,295.85	3/4	247,544.42	3/4	247,794.76	3/4	248,046.73	3/4	248,300.34
13/16	247,056.33	13/16	247,303.59	13/16	247,552.21	13/16	247,802.60	13/16	248,054.62	13/16	248,308.28
7/8	247,064.03	7/8	247,311.33	7/8	247,560.00	7/8	247,810.44	7/8	248,062.52	7/8	248,316.23
15/16	247,071.73	15/16	247,319.08	15/16	247,567.78	15/16	247,818.29	15/16	248,070.41	15/16	248,324.17

This chart is Certified for Tank: 15 only. No changes are permissible without the written consent of GAUGE POINT CALIBRATION.

For calibration specification information, see certificate on page 1.

Tank No: 15
GAUGE POINT CALIBRATION
1-800-205-TANK

Red Hill, Pearl Harbor, Hawaii

Issue Date: 11/2/2005

Capacities given in barrels of 42 U.S. gallons.

Gauge Height: 257'-00 5/8"

in/in	194 FT	in/in	194 FT	in/in	194 FT	in/in	194 FT	in/in	194 FT	in/in	195 FT
2	248,332.12	4	248,587.59	6	248,844.74	8	249,103.58	10	249,364.12	0	249,626.37
1/16	248,340.09	1/16	248,595.61	1/16	248,852.82	1/16	249,111.71	1/16	249,372.31	1/16	249,634.61
1/8	248,348.06	1/8	248,603.64	1/8	248,860.89	1/8	249,119.84	1/8	249,380.49	1/8	249,642.84
3/16	248,356.03	3/16	248,611.66	3/16	248,868.97	3/16	249,127.97	3/16	249,388.67	3/16	249,651.07
1/4	248,364.00	1/4	248,619.68	1/4	248,877.04	1/4	249,136.09	1/4	249,396.85	1/4	249,659.30
5/16	248,371.97	5/16	248,627.70	5/16	248,885.12	5/16	249,144.22	5/16	249,405.03	5/16	249,667.54
3/8	248,379.94	3/8	248,635.72	3/8	248,893.19	3/8	249,152.35	3/8	249,413.21	3/8	249,675.77
7/16	248,387.91	7/16	248,643.75	7/16	248,901.27	7/16	249,160.48	7/16	249,421.39	7/16	249,684.00
1/2	248,395.87	1/2	248,651.77	1/2	248,909.34	1/2	249,168.61	1/2	249,429.57	1/2	249,692.24
9/16	248,403.84	9/16	248,659.79	9/16	248,917.41	9/16	249,176.73	9/16	249,437.75	9/16	249,700.47
5/8	248,411.81	5/8	248,667.81	5/8	248,925.49	5/8	249,184.86	5/8	249,445.93	5/8	249,708.70
11/16	248,419.78	11/16	248,675.83	11/16	248,933.56	11/16	249,192.99	11/16	249,454.12	11/16	249,716.93
3/4	248,427.75	3/4	248,683.86	3/4	248,941.64	3/4	249,201.12	3/4	249,462.30	3/4	249,725.17
13/16	248,435.72	13/16	248,691.88	13/16	248,949.71	13/16	249,209.24	13/16	249,470.48	13/16	249,733.40
7/8	248,443.69	7/8	248,699.90	7/8	248,957.79	7/8	249,217.37	7/8	249,478.66	7/8	249,741.63
15/16	248,451.66	15/16	248,707.92	15/16	248,965.86	15/16	249,225.50	15/16	249,486.84	15/16	249,749.87
3	248,459.63	5	248,715.94	7	248,973.94	9	249,233.63	11	249,495.02	1	249,758.10
1/16	248,467.63	1/16	248,723.99	1/16	248,982.04	1/16	249,241.78	1/16	249,503.23	1/16	249,766.36
1/8	248,475.63	1/8	248,732.04	1/8	248,990.14	1/8	249,249.94	1/8	249,511.44	1/8	249,774.63
3/16	248,483.62	3/16	248,740.09	3/16	248,998.25	3/16	249,258.10	3/16	249,519.65	3/16	249,782.89
1/4	248,491.62	1/4	248,748.14	1/4	249,006.35	1/4	249,266.25	1/4	249,527.86	1/4	249,791.15
5/16	248,499.62	5/16	248,756.19	5/16	249,014.45	5/16	249,274.41	5/16	249,536.07	5/16	249,799.41
3/8	248,507.62	3/8	248,764.24	3/8	249,022.55	3/8	249,282.56	3/8	249,544.28	3/8	249,807.68
7/16	248,515.61	7/16	248,772.29	7/16	249,030.66	7/16	249,290.72	7/16	249,552.49	7/16	249,815.94
1/2	248,523.61	1/2	248,780.34	1/2	249,038.76	1/2	249,298.88	1/2	249,560.70	1/2	249,824.20
9/16	248,531.61	9/16	248,788.39	9/16	249,046.86	9/16	249,307.03	9/16	249,568.91	9/16	249,832.47
5/8	248,539.61	5/8	248,796.44	5/8	249,054.97	5/8	249,315.19	5/8	249,577.12	5/8	249,840.73
11/16	248,547.60	11/16	248,804.49	11/16	249,063.07	11/16	249,323.34	11/16	249,585.32	11/16	249,848.99
3/4	248,555.60	3/4	248,812.54	3/4	249,071.17	3/4	249,331.50	3/4	249,593.53	3/4	249,857.26
13/16	248,563.60	13/16	248,820.59	13/16	249,079.27	13/16	249,339.66	13/16	249,601.74	13/16	249,865.52
7/8	248,571.60	7/8	248,828.64	7/8	249,087.38	7/8	249,347.81	7/8	249,609.95	7/8	249,873.78
15/16	248,579.59	15/16	248,836.69	15/16	249,095.48	15/16	249,355.97	15/16	249,618.16	15/16	249,882.04

This chart is Certified for Tank: 15 only. No changes are permissible without the written consent of GAUGE POINT CALIBRATION.

For calibration specification information, see certificate on page 1.

Tank No: 15
GAUGE POINT CALIBRATION
1-800-205-TANK

Red Hill, Pearl Harbor, Hawaii

Issue Date: 11/2/2005

Capacities given in barrels of 42 U.S. gallons.

Gauge Height: 257'-00 5/8"

in/in	195 FT	in/in	195 FT	in/in	195 FT	in/in	195 FT	in/in	195 FT	in/in	196 FT
2	249,890.31	4	250,155.52	6	250,419.48	8	250,681.73	10	250,942.27	0	251,201.11
1/16	249,898.60	1/16	250,163.79	1/16	250,427.69	1/16	250,689.89	1/16	250,950.37	1/16	251,209.16
1/8	249,906.88	1/8	250,172.05	1/8	250,435.90	1/8	250,698.04	1/8	250,958.48	1/8	251,217.21
3/16	249,915.17	3/16	250,180.31	3/16	250,444.11	3/16	250,706.20	3/16	250,966.58	3/16	251,225.26
1/4	249,923.46	1/4	250,188.58	1/4	250,452.32	1/4	250,714.36	1/4	250,974.68	1/4	251,233.31
5/16	249,931.75	5/16	250,196.84	5/16	250,460.53	5/16	250,722.51	5/16	250,982.79	5/16	251,241.36
3/8	249,940.04	3/8	250,205.10	3/8	250,468.74	3/8	250,730.67	3/8	250,990.89	3/8	251,249.41
7/16	249,948.32	7/16	250,213.36	7/16	250,476.95	7/16	250,738.82	7/16	250,998.99	7/16	251,257.46
1/2	249,956.61	1/2	250,221.63	1/2	250,485.16	1/2	250,746.98	1/2	251,007.10	1/2	251,265.51
9/16	249,964.90	9/16	250,229.89	9/16	250,493.37	9/16	250,755.14	9/16	251,015.20	9/16	251,273.56
5/8	249,973.19	5/8	250,238.15	5/8	250,501.58	5/8	250,763.29	5/8	251,023.30	5/8	251,281.61
11/16	249,981.48	11/16	250,246.42	11/16	250,509.79	11/16	250,771.45	11/16	251,031.40	11/16	251,289.66
3/4	249,989.76	3/4	250,254.68	3/4	250,518.00	3/4	250,779.60	3/4	251,039.51	3/4	251,297.71
13/16	249,998.05	13/16	250,262.94	13/16	250,526.21	13/16	250,787.76	13/16	251,047.61	13/16	251,305.76
7/8	250,006.34	7/8	250,271.21	7/8	250,534.42	7/8	250,795.92	7/8	251,055.71	7/8	251,313.81
15/16	250,014.63	15/16	250,279.47	15/16	250,542.63	15/16	250,804.07	15/16	251,063.82	15/16	251,321.86
3	250,022.92	5	250,287.73	7	250,550.83	9	250,812.23	11	251,071.92	1	251,329.91
1/16	250,031.20	1/16	250,295.97	1/16	250,559.02	1/16	250,820.36	1/16	251,079.99	1/16	251,337.93
1/8	250,039.49	1/8	250,304.20	1/8	250,567.20	1/8	250,828.48	1/8	251,088.07	1/8	251,345.96
3/16	250,047.78	3/16	250,312.43	3/16	250,575.38	3/16	250,836.61	3/16	251,096.14	3/16	251,353.98
1/4	250,056.07	1/4	250,320.67	1/4	250,583.56	1/4	250,844.74	1/4	251,104.22	1/4	251,362.00
5/16	250,064.36	5/16	250,328.90	5/16	250,591.74	5/16	250,852.87	5/16	251,112.29	5/16	251,370.02
3/8	250,072.64	3/8	250,337.14	3/8	250,599.92	3/8	250,860.99	3/8	251,120.37	3/8	251,378.04
7/16	250,080.93	7/16	250,345.37	7/16	250,608.10	7/16	250,869.12	7/16	251,128.44	7/16	251,386.07
1/2	250,089.22	1/2	250,353.61	1/2	250,616.28	1/2	250,877.25	1/2	251,136.52	1/2	251,394.09
9/16	250,097.51	9/16	250,361.84	9/16	250,624.46	9/16	250,885.38	9/16	251,144.59	9/16	251,402.11
5/8	250,105.80	5/8	250,370.08	5/8	250,632.65	5/8	250,893.51	5/8	251,152.66	5/8	251,410.13
11/16	250,114.08	11/16	250,378.31	11/16	250,640.83	11/16	250,901.63	11/16	251,160.74	11/16	251,418.15
3/4	250,122.37	3/4	250,386.55	3/4	250,649.01	3/4	250,909.76	3/4	251,168.81	3/4	251,426.18
13/16	250,130.66	13/16	250,394.78	13/16	250,657.19	13/16	250,917.89	13/16	251,176.89	13/16	251,434.20
7/8	250,138.95	7/8	250,403.01	7/8	250,665.37	7/8	250,926.02	7/8	251,184.96	7/8	251,442.22
15/16	250,147.24	15/16	250,411.25	15/16	250,673.55	15/16	250,934.14	15/16	251,193.04	15/16	251,450.24

This chart is Certified for Tank: 15 only. No changes are permissible without the written consent of GAUGE POINT CALIBRATION.

For calibration specification information, see certificate on page 1.

Tank No: 15
GAUGE POINT CALIBRATION
1-800-205-TANK

Red Hill, Pearl Harbor, Hawaii

Issue Date: 11/2/2005

Capacities given in barrels of 42 U.S. gallons.

Gauge Height: 257'-00 5/8"

in/in	196 FT	in/in	196 FT	in/in	196 FT	in/in	196 FT	in/in	196 FT	in/in	197 FT
2	251,458.26	4	251,713.74	6	251,967.55	8	252,219.73	10	252,470.28	0	252,719.25
1/16	251,466.26	1/16	251,721.68	1/16	251,975.45	1/16	252,227.57	1/16	252,478.08	1/16	252,727.00
1/8	251,474.26	1/8	251,729.63	1/8	251,983.34	1/8	252,235.41	1/8	252,485.87	1/8	252,734.74
3/16	251,482.26	3/16	251,737.57	3/16	251,991.23	3/16	252,243.26	3/16	252,493.66	3/16	252,742.48
1/4	251,490.25	1/4	251,745.52	1/4	251,999.13	1/4	252,251.10	1/4	252,501.46	1/4	252,750.23
5/16	251,498.25	5/16	251,753.47	5/16	252,007.02	5/16	252,258.94	5/16	252,509.25	5/16	252,757.97
3/8	251,506.25	3/8	251,761.41	3/8	252,014.92	3/8	252,266.79	3/8	252,517.04	3/8	252,765.72
7/16	251,514.25	7/16	251,769.36	7/16	252,022.81	7/16	252,274.63	7/16	252,524.84	7/16	252,773.46
1/2	251,522.24	1/2	251,777.30	1/2	252,030.70	1/2	252,282.47	1/2	252,532.63	1/2	252,781.21
9/16	251,530.24	9/16	251,785.25	9/16	252,038.60	9/16	252,290.32	9/16	252,540.42	9/16	252,788.95
5/8	251,538.24	5/8	251,793.19	5/8	252,046.49	5/8	252,298.16	5/8	252,548.22	5/8	252,796.70
11/16	251,546.24	11/16	251,801.14	11/16	252,054.39	11/16	252,306.00	11/16	252,556.01	11/16	252,804.44
3/4	251,554.23	3/4	251,809.08	3/4	252,062.28	3/4	252,313.85	3/4	252,563.80	3/4	252,812.18
13/16	251,562.23	13/16	251,817.03	13/16	252,070.17	13/16	252,321.69	13/16	252,571.60	13/16	252,819.93
7/8	251,570.23	7/8	251,824.97	7/8	252,078.07	7/8	252,329.53	7/8	252,579.39	7/8	252,827.67
15/16	251,578.23	15/16	251,832.92	15/16	252,085.96	15/16	252,337.38	15/16	252,587.19	15/16	252,835.42
3	251,586.22	5	251,840.87	7	252,093.86	9	252,345.22	11	252,594.98	1	252,843.16
1/16	251,594.19	1/16	251,848.78	1/16	252,101.72	1/16	252,353.04	1/16	252,602.75	1/16	252,850.88
1/8	251,602.16	1/8	251,856.70	1/8	252,109.59	1/8	252,360.85	1/8	252,610.51	1/8	252,858.60
3/16	251,610.13	3/16	251,864.62	3/16	252,117.46	3/16	252,368.67	3/16	252,618.28	3/16	252,866.32
1/4	251,618.10	1/4	251,872.54	1/4	252,125.32	1/4	252,376.49	1/4	252,626.05	1/4	252,874.04
5/16	251,626.07	5/16	251,880.45	5/16	252,133.19	5/16	252,384.30	5/16	252,633.81	5/16	252,881.76
3/8	251,634.04	3/8	251,888.37	3/8	252,141.06	3/8	252,392.12	3/8	252,641.58	3/8	252,889.47
7/16	251,642.01	7/16	251,896.29	7/16	252,148.92	7/16	252,399.94	7/16	252,649.35	7/16	252,897.19
1/2	251,649.98	1/2	251,904.21	1/2	252,156.79	1/2	252,407.75	1/2	252,657.12	1/2	252,904.91
9/16	251,657.95	9/16	251,912.13	9/16	252,164.66	9/16	252,415.57	9/16	252,664.88	9/16	252,912.63
5/8	251,665.92	5/8	251,920.04	5/8	252,172.53	5/8	252,423.38	5/8	252,672.65	5/8	252,920.35
11/16	251,673.89	11/16	251,927.96	11/16	252,180.39	11/16	252,431.20	11/16	252,680.42	11/16	252,928.07
3/4	251,681.86	3/4	251,935.88	3/4	252,188.26	3/4	252,439.02	3/4	252,688.18	3/4	252,935.79
13/16	251,689.83	13/16	251,943.80	13/16	252,196.13	13/16	252,446.83	13/16	252,695.95	13/16	252,943.50
7/8	251,697.80	7/8	251,951.72	7/8	252,203.99	7/8	252,454.65	7/8	252,703.72	7/8	252,951.22
15/16	251,705.77	15/16	251,959.63	15/16	252,211.86	15/16	252,462.47	15/16	252,711.48	15/16	252,958.94

This chart is Certified for Tank: 15 only. No changes are permissible without the written consent of GAUGE POINT CALIBRATION.

For calibration specification information, see certificate on page 1.

Tank No: 15
GAUGE POINT CALIBRATION
1-800-205-TANK

Red Hill, Pearl Harbor, Hawaii

Issue Date: 11/2/2005

Capacities given in barrels of 42 U.S. gallons.

Gauge Height: 257'-00 5/8"

in/in	197 FT	in/in	197 FT	in/in	197 FT	in/in	197 FT	in/in	197 FT	in/in	198 FT
2	252,966.66	4	253,212.54	6	253,456.94	8	253,699.90	10	253,941.46	0	254,181.68
1/16	252,974.36	1/16	253,220.19	1/16	253,464.55	1/16	253,707.46	1/16	253,948.98	1/16	254,189.16
1/8	252,982.05	1/8	253,227.84	1/8	253,472.15	1/8	253,715.02	1/8	253,956.50	1/8	254,196.64
3/16	252,989.75	3/16	253,235.49	3/16	253,479.76	3/16	253,722.58	3/16	253,964.02	3/16	254,204.12
1/4	252,997.45	1/4	253,243.14	1/4	253,487.36	1/4	253,730.14	1/4	253,971.53	1/4	254,211.59
5/16	253,005.14	5/16	253,250.79	5/16	253,494.96	5/16	253,737.70	5/16	253,979.05	5/16	254,219.07
3/8	253,012.84	3/8	253,258.44	3/8	253,502.57	3/8	253,745.26	3/8	253,986.57	3/8	254,226.55
7/16	253,020.54	7/16	253,266.09	7/16	253,510.17	7/16	253,752.82	7/16	253,994.09	7/16	254,234.03
1/2	253,028.23	1/2	253,273.74	1/2	253,517.78	1/2	253,760.38	1/2	254,001.61	1/2	254,241.50
9/16	253,035.93	9/16	253,281.39	9/16	253,525.38	9/16	253,767.94	9/16	254,009.12	9/16	254,248.98
5/8	253,043.63	5/8	253,289.04	5/8	253,532.99	5/8	253,775.50	5/8	254,016.64	5/8	254,256.46
11/16	253,051.32	11/16	253,296.69	11/16	253,540.59	11/16	253,783.06	11/16	254,024.16	11/16	254,263.94
3/4	253,059.02	3/4	253,304.34	3/4	253,548.19	3/4	253,790.62	3/4	254,031.68	3/4	254,271.42
13/16	253,066.71	13/16	253,311.99	13/16	253,555.80	13/16	253,798.18	13/16	254,039.20	13/16	254,278.89
7/8	253,074.41	7/8	253,319.64	7/8	253,563.40	7/8	253,805.74	7/8	254,046.71	7/8	254,286.37
15/16	253,082.11	15/16	253,327.29	15/16	253,571.01	15/16	253,813.30	15/16	254,054.23	15/16	254,293.85
3	253,089.80	5	253,334.94	7	253,578.61	9	253,820.86	11	254,061.75	1	254,301.33
1/16	253,097.48	1/16	253,342.57	1/16	253,586.19	1/16	253,828.40	1/16	254,069.25	1/16	254,308.78
1/8	253,105.15	1/8	253,350.19	1/8	253,593.77	1/8	253,835.94	1/8	254,076.74	1/8	254,316.24
3/16	253,112.82	3/16	253,357.82	3/16	253,601.35	3/16	253,843.48	3/16	254,084.24	3/16	254,323.69
1/4	253,120.49	1/4	253,365.44	1/4	253,608.93	1/4	253,851.01	1/4	254,091.73	1/4	254,331.15
5/16	253,128.16	5/16	253,373.07	5/16	253,616.51	5/16	253,858.55	5/16	254,099.23	5/16	254,338.61
3/8	253,135.83	3/8	253,380.69	3/8	253,624.09	3/8	253,866.09	3/8	254,106.73	3/8	254,346.06
7/16	253,143.50	7/16	253,388.32	7/16	253,631.67	7/16	253,873.63	7/16	254,114.22	7/16	254,353.52
1/2	253,151.17	1/2	253,395.94	1/2	253,639.25	1/2	253,881.16	1/2	254,121.72	1/2	254,360.98
9/16	253,158.85	9/16	253,403.57	9/16	253,646.84	9/16	253,888.70	9/16	254,129.21	9/16	254,368.43
5/8	253,166.52	5/8	253,411.19	5/8	253,654.42	5/8	253,896.24	5/8	254,136.71	5/8	254,375.89
11/16	253,174.19	11/16	253,418.82	11/16	253,662.00	11/16	253,903.77	11/16	254,144.20	11/16	254,383.35
3/4	253,181.86	3/4	253,426.44	3/4	253,669.58	3/4	253,911.31	3/4	254,151.70	3/4	254,390.80
13/16	253,189.53	13/16	253,434.07	13/16	253,677.16	13/16	253,918.85	13/16	254,159.20	13/16	254,398.26
7/8	253,197.20	7/8	253,441.69	7/8	253,684.74	7/8	253,926.39	7/8	254,166.69	7/8	254,405.72
15/16	253,204.87	15/16	253,449.32	15/16	253,692.32	15/16	253,933.92	15/16	254,174.19	15/16	254,413.17

This chart is Certified for Tank: 15 only. No changes are permissible without the written consent of GAUGE POINT CALIBRATION.

For calibration specification information, see certificate on page 1.

Tank No: 15
GAUGE POINT CALIBRATION
1-800-205-TANK

Red Hill, Pearl Harbor, Hawaii

Issue Date: 11/2/2005

Capacities given in barrels of 42 U.S. gallons.

Gauge Height: 257'-00 5/8"

in/in	198 FT	in/in	198 FT	in/in	198 FT	in/in	198 FT	in/in	198 FT	in/in	199 FT
2	254,420.63	4	254,658.36	6	254,894.96	8	255,130.51	10	255,365.09	0	255,598.85
1/16	254,428.07	1/16	254,665.76	1/16	254,902.33	1/16	255,137.85	1/16	255,372.40	1/16	255,606.14
1/8	254,435.51	1/8	254,673.17	1/8	254,909.70	1/8	255,145.19	1/8	255,379.72	1/8	255,613.43
3/16	254,442.95	3/16	254,680.57	3/16	254,917.07	3/16	255,152.53	3/16	255,387.03	3/16	255,620.72
1/4	254,450.38	1/4	254,687.97	1/4	254,924.44	1/4	255,159.86	1/4	255,394.34	1/4	255,628.01
5/16	254,457.82	5/16	254,695.38	5/16	254,931.81	5/16	255,167.20	5/16	255,401.65	5/16	255,635.30
3/8	254,465.26	3/8	254,702.78	3/8	254,939.18	3/8	255,174.54	3/8	255,408.96	3/8	255,642.59
7/16	254,472.70	7/16	254,710.18	7/16	254,946.55	7/16	255,181.88	7/16	255,416.27	7/16	255,649.88
1/2	254,480.14	1/2	254,717.59	1/2	254,953.92	1/2	255,189.22	1/2	255,423.58	1/2	255,657.17
9/16	254,487.58	9/16	254,724.99	9/16	254,961.29	9/16	255,196.56	9/16	255,430.89	9/16	255,664.45
5/8	254,495.02	5/8	254,732.39	5/8	254,968.65	5/8	255,203.90	5/8	255,438.21	5/8	255,671.74
11/16	254,502.46	11/16	254,739.79	11/16	254,976.02	11/16	255,211.24	11/16	255,445.52	11/16	255,679.03
3/4	254,509.90	3/4	254,747.20	3/4	254,983.39	3/4	255,218.58	3/4	255,452.83	3/4	255,686.32
13/16	254,517.34	13/16	254,754.60	13/16	254,990.76	13/16	255,225.92	13/16	255,460.14	13/16	255,693.61
7/8	254,524.78	7/8	254,762.00	7/8	254,998.13	7/8	255,233.26	7/8	255,467.45	7/8	255,700.90
15/16	254,532.22	15/16	254,769.41	15/16	255,005.50	15/16	255,240.60	15/16	255,474.76	15/16	255,708.19
3	254,539.66	5	254,776.81	7	255,012.87	9	255,247.93	11	255,482.07	1	255,715.48
1/16	254,547.07	1/16	254,784.19	1/16	255,020.22	1/16	255,255.26	1/16	255,489.37	1/16	255,722.76
1/8	254,554.49	1/8	254,791.58	1/8	255,027.58	1/8	255,262.58	1/8	255,496.67	1/8	255,730.04
3/16	254,561.91	3/16	254,798.96	3/16	255,034.93	3/16	255,269.90	3/16	255,503.97	3/16	255,737.32
1/4	254,569.33	1/4	254,806.35	1/4	255,042.28	1/4	255,277.22	1/4	255,511.27	1/4	255,744.60
5/16	254,576.75	5/16	254,813.73	5/16	255,049.63	5/16	255,284.55	5/16	255,518.57	5/16	255,751.87
3/8	254,584.17	3/8	254,821.12	3/8	255,056.99	3/8	255,291.87	3/8	255,525.86	3/8	255,759.15
7/16	254,591.59	7/16	254,828.50	7/16	255,064.34	7/16	255,299.19	7/16	255,533.16	7/16	255,766.43
1/2	254,599.01	1/2	254,835.88	1/2	255,071.69	1/2	255,306.51	1/2	255,540.46	1/2	255,773.71
9/16	254,606.43	9/16	254,843.27	9/16	255,079.04	9/16	255,313.84	9/16	255,547.76	9/16	255,780.99
5/8	254,613.85	5/8	254,850.65	5/8	255,086.39	5/8	255,321.16	5/8	255,555.06	5/8	255,788.27
11/16	254,621.27	11/16	254,858.04	11/16	255,093.75	11/16	255,328.48	11/16	255,562.36	11/16	255,795.54
3/4	254,628.68	3/4	254,865.42	3/4	255,101.10	3/4	255,335.80	3/4	255,569.65	3/4	255,802.82
13/16	254,636.10	13/16	254,872.81	13/16	255,108.45	13/16	255,343.13	13/16	255,576.95	13/16	255,810.10
7/8	254,643.52	7/8	254,880.19	7/8	255,115.80	7/8	255,350.45	7/8	255,584.25	7/8	255,817.38
15/16	254,650.94	15/16	254,887.57	15/16	255,123.16	15/16	255,357.77	15/16	255,591.55	15/16	255,824.66

This chart is Certified for Tank: 15 only. No changes are permissible without the written consent of GAUGE POINT CALIBRATION.

For calibration specification information, see certificate on page 1.

Tank No: 15
GAUGE POINT CALIBRATION
1-800-205-TANK

Red Hill, Pearl Harbor, Hawaii

Issue Date: 11/2/2005

Capacities given in barrels of 42 U.S. gallons.

Gauge Height: 257'-00 5/8"

in/in	199 FT	in/in	199 FT	in/in	199 FT	in/in	199 FT	in/in	199 FT	in/in	200 FT
2	255,831.94	4	256,064.54	6	256,297.02	8	256,529.51	10	256,761.99	0	256,994.48
1/16	255,839.21	1/16	256,071.80	1/16	256,304.29	1/16	256,536.77	1/16	256,769.26	1/16	257,001.74
1/8	255,846.48	1/8	256,079.07	1/8	256,311.55	1/8	256,544.04	1/8	256,776.53	1/8	257,009.01
3/16	255,853.75	3/16	256,086.33	3/16	256,318.82	3/16	256,551.30	3/16	256,783.79	3/16	257,016.27
1/4	255,861.03	1/4	256,093.60	1/4	256,326.08	1/4	256,558.57	1/4	256,791.06	1/4	257,023.54
5/16	255,868.30	5/16	256,100.86	5/16	256,333.35	5/16	256,565.84	5/16	256,798.32	5/16	257,030.80
3/8	255,875.57	3/8	256,108.13	3/8	256,340.61	3/8	256,573.10	3/8	256,805.59	3/8	257,038.07
7/16	255,882.84	7/16	256,115.39	7/16	256,347.88	7/16	256,580.37	7/16	256,812.85	7/16	257,045.33
1/2	255,890.12	1/2	256,122.66	1/2	256,355.15	1/2	256,587.63	1/2	256,820.12	1/2	257,052.60
9/16	255,897.39	9/16	256,129.92	9/16	256,362.41	9/16	256,594.90	9/16	256,827.38	9/16	257,059.86
5/8	255,904.66	5/8	256,137.19	5/8	256,369.68	5/8	256,602.16	5/8	256,834.65	5/8	257,067.12
11/16	255,911.93	11/16	256,144.46	11/16	256,376.94	11/16	256,609.43	11/16	256,841.91	11/16	257,074.39
3/4	255,919.21	3/4	256,151.72	3/4	256,384.21	3/4	256,616.69	3/4	256,849.18	3/4	257,081.65
13/16	255,926.48	13/16	256,158.99	13/16	256,391.47	13/16	256,623.96	13/16	256,856.44	13/16	257,088.92
7/8	255,933.75	7/8	256,166.25	7/8	256,398.74	7/8	256,631.22	7/8	256,863.71	7/8	257,096.18
15/16	255,941.02	15/16	256,173.52	15/16	256,406.00	15/16	256,638.49	15/16	256,870.97	15/16	257,103.45
3	255,948.30	5	256,180.78	7	256,413.27	9	256,645.75	11	256,878.24	1	257,110.71
1/16	255,955.56	1/16	256,188.05	1/16	256,420.53	1/16	256,653.02	1/16	256,885.50	1/16	257,117.97
1/8	255,962.83	1/8	256,195.31	1/8	256,427.80	1/8	256,660.28	1/8	256,892.77	1/8	257,125.24
3/16	255,970.09	3/16	256,202.58	3/16	256,435.06	3/16	256,667.55	3/16	256,900.03	3/16	257,132.51
1/4	255,977.36	1/4	256,209.84	1/4	256,442.33	1/4	256,674.81	1/4	256,907.30	1/4	257,139.77
5/16	255,984.62	5/16	256,217.11	5/16	256,449.59	5/16	256,682.08	5/16	256,914.56	5/16	257,147.04
3/8	255,991.89	3/8	256,224.37	3/8	256,456.86	3/8	256,689.34	3/8	256,921.83	3/8	257,154.30
7/16	255,999.15	7/16	256,231.64	7/16	256,464.12	7/16	256,696.61	7/16	256,929.09	7/16	257,161.57
1/2	256,006.42	1/2	256,238.90	1/2	256,471.39	1/2	256,703.87	1/2	256,936.36	1/2	257,168.83
9/16	256,013.68	9/16	256,246.17	9/16	256,478.65	9/16	256,711.14	9/16	256,943.62	9/16	257,176.10
5/8	256,020.95	5/8	256,253.43	5/8	256,485.92	5/8	256,718.40	5/8	256,950.89	5/8	257,183.36
11/16	256,028.21	11/16	256,260.70	11/16	256,493.18	11/16	256,725.67	11/16	256,958.15	11/16	257,190.63
3/4	256,035.48	3/4	256,267.96	3/4	256,500.45	3/4	256,732.93	3/4	256,965.42	3/4	257,197.89
13/16	256,042.74	13/16	256,275.23	13/16	256,507.71	13/16	256,740.20	13/16	256,972.69	13/16	257,205.16
7/8	256,050.01	7/8	256,282.49	7/8	256,514.98	7/8	256,747.46	7/8	256,979.95	7/8	257,212.42
15/16	256,057.27	15/16	256,289.76	15/16	256,522.24	15/16	256,754.73	15/16	256,987.22	15/16	257,219.69

This chart is Certified for Tank: 15 only. No changes are permissible without the written consent of GAUGE POINT CALIBRATION.

For calibration specification information, see certificate on page 1.

Tank No: 15
GAUGE POINT CALIBRATION
1-800-205-TANK

Red Hill, Pearl Harbor, Hawaii

Issue Date: 11/2/2005

Capacities given in barrels of 42 U.S. gallons.

Gauge Height: 257'-00 5/8"

in/in	200 FT	in/in	200 FT	in/in	200 FT	in/in	200 FT	in/in	200 FT	in/in	201 FT
2	257,226.95	4	257,459.44	6	257,694.91	8	257,930.38	10	258,165.83	0	258,401.27
1/16	257,234.22	1/16	257,466.80	1/16	257,702.27	1/16	257,937.73	1/16	258,173.19	1/16	258,408.62
1/8	257,241.48	1/8	257,474.16	1/8	257,709.63	1/8	257,945.09	1/8	258,180.55	1/8	258,415.97
3/16	257,248.75	3/16	257,481.51	3/16	257,716.98	3/16	257,952.45	3/16	258,187.90	3/16	258,423.32
1/4	257,256.01	1/4	257,488.87	1/4	257,724.34	1/4	257,959.81	1/4	258,195.26	1/4	258,430.67
5/16	257,263.28	5/16	257,496.23	5/16	257,731.70	5/16	257,967.17	5/16	258,202.62	5/16	258,438.02
3/8	257,270.54	3/8	257,503.59	3/8	257,739.06	3/8	257,974.52	3/8	258,209.98	3/8	258,445.37
7/16	257,277.81	7/16	257,510.95	7/16	257,746.42	7/16	257,981.88	7/16	258,217.33	7/16	258,452.72
1/2	257,285.07	1/2	257,518.31	1/2	257,753.78	1/2	257,989.24	1/2	258,224.69	1/2	258,460.07
9/16	257,292.34	9/16	257,525.66	9/16	257,761.13	9/16	257,996.60	9/16	258,232.05	9/16	258,467.42
5/8	257,299.60	5/8	257,533.02	5/8	257,768.49	5/8	258,003.96	5/8	258,239.41	5/8	258,474.77
11/16	257,306.87	11/16	257,540.38	11/16	257,775.85	11/16	258,011.31	11/16	258,246.76	11/16	258,482.12
3/4	257,314.13	3/4	257,547.74	3/4	257,783.21	3/4	258,018.67	3/4	258,254.12	3/4	258,489.48
13/16	257,321.40	13/16	257,555.10	13/16	257,790.57	13/16	258,026.03	13/16	258,261.48	13/16	258,496.83
7/8	257,328.67	7/8	257,562.46	7/8	257,797.93	7/8	258,033.39	7/8	258,268.84	7/8	258,504.18
15/16	257,335.93	15/16	257,569.82	15/16	257,805.28	15/16	258,040.75	15/16	258,276.20	15/16	258,511.53
3	257,343.20	5	257,577.17	7	257,812.64	9	258,048.10	11	258,283.55	1	258,518.88
1/16	257,350.46	1/16	257,584.53	1/16	257,820.00	1/16	258,055.46	1/16	258,290.91	1/16	258,526.23
1/8	257,357.73	1/8	257,591.89	1/8	257,827.36	1/8	258,062.82	1/8	258,298.27	1/8	258,533.58
3/16	257,364.99	3/16	257,599.25	3/16	257,834.72	3/16	258,070.18	3/16	258,305.63	3/16	258,540.93
1/4	257,372.26	1/4	257,606.61	1/4	257,842.08	1/4	258,077.54	1/4	258,312.98	1/4	258,548.28
5/16	257,379.52	5/16	257,613.97	5/16	257,849.43	5/16	258,084.89	5/16	258,320.34	5/16	258,555.63
3/8	257,386.79	3/8	257,621.32	3/8	257,856.79	3/8	258,092.25	3/8	258,327.70	3/8	258,562.98
7/16	257,394.05	7/16	257,628.68	7/16	257,864.15	7/16	258,099.61	7/16	258,335.05	7/16	258,570.33
1/2	257,401.32	1/2	257,636.04	1/2	257,871.51	1/2	258,106.97	1/2	258,342.41	1/2	258,577.68
9/16	257,408.58	9/16	257,643.40	9/16	257,878.87	9/16	258,114.33	9/16	258,349.77	9/16	258,585.03
5/8	257,415.85	5/8	257,650.76	5/8	257,886.23	5/8	258,121.68	5/8	258,357.13	5/8	258,592.38
11/16	257,423.11	11/16	257,658.12	11/16	257,893.58	11/16	258,129.04	11/16	258,364.48	11/16	258,599.73
3/4	257,430.38	3/4	257,665.48	3/4	257,900.94	3/4	258,136.40	3/4	258,371.84	3/4	258,607.08
13/16	257,437.64	13/16	257,672.83	13/16	257,908.30	13/16	258,143.76	13/16	258,379.20	13/16	258,614.43
7/8	257,444.91	7/8	257,680.19	7/8	257,915.66	7/8	258,151.12	7/8	258,386.56	7/8	258,621.78
15/16	257,452.17	15/16	257,687.55	15/16	257,923.02	15/16	258,158.47	15/16	258,393.91	15/16	258,629.13

This chart is Certified for Tank: 15 only. No changes are permissible without the written consent of GAUGE POINT CALIBRATION.

For calibration specification information, see certificate on page 1.

Tank No: 15
GAUGE POINT CALIBRATION
1-800-205-TANK

Red Hill, Pearl Harbor, Hawaii

Issue Date: 11/2/2005

Capacities given in barrels of 42 U.S. gallons.

Gauge Height: 257'-00 5/8"

in/in	201 FT	in/in	201 FT	in/in	201 FT	in/in	201 FT	in/in	201 FT	in/in	202 FT
2	258,636.48	4	258,871.66	6	259,107.02	8	259,342.35	10	259,577.57	0	259,812.81
1/16	258,643.83	1/16	258,879.01	1/16	259,114.38	1/16	259,349.70	1/16	259,584.92	1/16	259,820.16
1/8	258,651.18	1/8	258,886.37	1/8	259,121.73	1/8	259,357.06	1/8	259,592.27	1/8	259,827.51
3/16	258,658.53	3/16	258,893.72	3/16	259,129.08	3/16	259,364.41	3/16	259,599.63	3/16	259,834.86
1/4	258,665.88	1/4	258,901.08	1/4	259,136.44	1/4	259,371.76	1/4	259,606.98	1/4	259,842.21
5/16	258,673.23	5/16	258,908.44	5/16	259,143.79	5/16	259,379.11	5/16	259,614.33	5/16	259,849.56
3/8	258,680.58	3/8	258,915.79	3/8	259,151.15	3/8	259,386.47	3/8	259,621.68	3/8	259,856.91
7/16	258,687.92	7/16	258,923.15	7/16	259,158.50	7/16	259,393.82	7/16	259,629.03	7/16	259,864.26
1/2	258,695.27	1/2	258,930.50	1/2	259,165.86	1/2	259,401.17	1/2	259,636.38	1/2	259,871.61
9/16	258,702.62	9/16	258,937.86	9/16	259,173.21	9/16	259,408.53	9/16	259,643.74	9/16	259,878.96
5/8	258,709.97	5/8	258,945.21	5/8	259,180.56	5/8	259,415.88	5/8	259,651.09	5/8	259,886.31
11/16	258,717.32	11/16	258,952.57	11/16	259,187.92	11/16	259,423.23	11/16	259,658.44	11/16	259,893.66
3/4	258,724.67	3/4	258,959.92	3/4	259,195.27	3/4	259,430.59	3/4	259,665.79	3/4	259,901.01
13/16	258,732.02	13/16	258,967.28	13/16	259,202.63	13/16	259,437.94	13/16	259,673.14	13/16	259,908.36
7/8	258,739.37	7/8	258,974.63	7/8	259,209.98	7/8	259,445.29	7/8	259,680.49	7/8	259,915.71
15/16	258,746.72	15/16	258,981.99	15/16	259,217.34	15/16	259,452.64	15/16	259,687.85	15/16	259,923.06
3	258,754.07	5	258,989.34	7	259,224.69	9	259,460.00	11	259,695.20	1	259,930.41
1/16	258,761.42	1/16	258,996.70	1/16	259,232.04	1/16	259,467.35	1/16	259,702.55	1/16	259,937.76
1/8	258,768.77	1/8	259,004.05	1/8	259,239.40	1/8	259,474.69	1/8	259,709.90	1/8	259,945.11
3/16	258,776.12	3/16	259,011.41	3/16	259,246.75	3/16	259,482.04	3/16	259,717.25	3/16	259,952.46
1/4	258,783.47	1/4	259,018.76	1/4	259,254.10	1/4	259,489.39	1/4	259,724.60	1/4	259,959.81
5/16	258,790.82	5/16	259,026.12	5/16	259,261.46	5/16	259,496.74	5/16	259,731.95	5/16	259,967.16
3/8	258,798.17	3/8	259,033.47	3/8	259,268.81	3/8	259,504.09	3/8	259,739.30	3/8	259,974.51
7/16	258,805.52	7/16	259,040.83	7/16	259,276.17	7/16	259,511.44	7/16	259,746.65	7/16	259,981.86
1/2	258,812.86	1/2	259,048.18	1/2	259,283.52	1/2	259,518.78	1/2	259,754.00	1/2	259,989.20
9/16	258,820.21	9/16	259,055.54	9/16	259,290.87	9/16	259,526.13	9/16	259,761.35	9/16	259,996.55
5/8	258,827.56	5/8	259,062.89	5/8	259,298.23	5/8	259,533.48	5/8	259,768.71	5/8	260,003.90
11/16	258,834.91	11/16	259,070.25	11/16	259,305.58	11/16	259,540.83	11/16	259,776.06	11/16	260,011.25
3/4	258,842.26	3/4	259,077.60	3/4	259,312.93	3/4	259,548.18	3/4	259,783.41	3/4	260,018.60
13/16	258,849.61	13/16	259,084.96	13/16	259,320.29	13/16	259,555.53	13/16	259,790.76	13/16	260,025.95
7/8	258,856.96	7/8	259,092.31	7/8	259,327.64	7/8	259,562.87	7/8	259,798.11	7/8	260,033.30
15/16	258,864.31	15/16	259,099.67	15/16	259,335.00	15/16	259,570.22	15/16	259,805.46	15/16	260,040.65

This chart is Certified for Tank: 15 only. No changes are permissible without the written consent of GAUGE POINT CALIBRATION.

For calibration specification information, see certificate on page 1.

Tank No: 15
GAUGE POINT CALIBRATION
1-800-205-TANK

Red Hill, Pearl Harbor, Hawaii

Issue Date: 11/2/2005

Capacities given in barrels of 42 U.S. gallons.

Gauge Height: 257'-00 5/8"

in/in	202 FT	in/in	202 FT	in/in	202 FT	in/in	202 FT	in/in	202 FT	in/in	203 FT
2	260,048.00	4	260,283.13	6	260,518.20	8	260,753.20	10	260,988.13	0	261,222.98
1/16	260,055.35	1/16	260,290.47	1/16	260,525.54	1/16	260,760.54	1/16	260,995.47	1/16	261,230.31
1/8	260,062.69	1/8	260,297.82	1/8	260,532.89	1/8	260,767.88	1/8	261,002.81	1/8	261,237.65
3/16	260,070.04	3/16	260,305.17	3/16	260,540.23	3/16	260,775.22	3/16	261,010.14	3/16	261,244.98
1/4	260,077.39	1/4	260,312.51	1/4	260,547.57	1/4	260,782.57	1/4	261,017.48	1/4	261,252.32
5/16	260,084.74	5/16	260,319.86	5/16	260,554.92	5/16	260,789.91	5/16	261,024.82	5/16	261,259.66
3/8	260,092.09	3/8	260,327.21	3/8	260,562.26	3/8	260,797.25	3/8	261,032.16	3/8	261,266.99
7/16	260,099.44	7/16	260,334.55	7/16	260,569.61	7/16	260,804.59	7/16	261,039.50	7/16	261,274.33
1/2	260,106.78	1/2	260,341.90	1/2	260,576.95	1/2	260,811.93	1/2	261,046.84	1/2	261,281.66
9/16	260,114.13	9/16	260,349.25	9/16	260,584.30	9/16	260,819.28	9/16	261,054.18	9/16	261,289.00
5/8	260,121.48	5/8	260,356.59	5/8	260,591.64	5/8	260,826.62	5/8	261,061.52	5/8	261,296.34
11/16	260,128.83	11/16	260,363.94	11/16	260,598.98	11/16	260,833.96	11/16	261,068.86	11/16	261,303.67
3/4	260,136.18	3/4	260,371.29	3/4	260,606.33	3/4	260,841.30	3/4	261,076.20	3/4	261,311.01
13/16	260,143.53	13/16	260,378.63	13/16	260,613.67	13/16	260,848.64	13/16	261,083.54	13/16	261,318.34
7/8	260,150.87	7/8	260,385.98	7/8	260,621.02	7/8	260,855.99	7/8	261,090.88	7/8	261,325.68
15/16	260,158.22	15/16	260,393.32	15/16	260,628.36	15/16	260,863.33	15/16	261,098.22	15/16	261,333.02
3	260,165.57	5	260,400.67	7	260,635.71	9	260,870.67	11	261,105.56	1	261,340.35
1/16	260,172.92	1/16	260,408.02	1/16	260,643.05	1/16	260,878.01	1/16	261,112.90	1/16	261,347.69
1/8	260,180.27	1/8	260,415.36	1/8	260,650.39	1/8	260,885.35	1/8	261,120.24	1/8	261,355.02
3/16	260,187.61	3/16	260,422.71	3/16	260,657.74	3/16	260,892.69	3/16	261,127.58	3/16	261,362.36
1/4	260,194.96	1/4	260,430.05	1/4	260,665.08	1/4	260,900.03	1/4	261,134.91	1/4	261,369.69
5/16	260,202.31	5/16	260,437.40	5/16	260,672.42	5/16	260,907.38	5/16	261,142.25	5/16	261,377.03
3/8	260,209.65	3/8	260,444.74	3/8	260,679.77	3/8	260,914.72	3/8	261,149.59	3/8	261,384.36
7/16	260,217.00	7/16	260,452.09	7/16	260,687.11	7/16	260,922.06	7/16	261,156.93	7/16	261,391.70
1/2	260,224.35	1/2	260,459.43	1/2	260,694.45	1/2	260,929.40	1/2	261,164.27	1/2	261,399.03
9/16	260,231.70	9/16	260,466.78	9/16	260,701.79	9/16	260,936.74	9/16	261,171.61	9/16	261,406.36
5/8	260,239.04	5/8	260,474.12	5/8	260,709.14	5/8	260,944.08	5/8	261,178.95	5/8	261,413.70
11/16	260,246.39	11/16	260,481.47	11/16	260,716.48	11/16	260,951.42	11/16	261,186.28	11/16	261,421.03
3/4	260,253.74	3/4	260,488.82	3/4	260,723.82	3/4	260,958.76	3/4	261,193.62	3/4	261,428.37
13/16	260,261.09	13/16	260,496.16	13/16	260,731.17	13/16	260,966.10	13/16	261,200.96	13/16	261,435.70
7/8	260,268.43	7/8	260,503.51	7/8	260,738.51	7/8	260,973.44	7/8	261,208.30	7/8	261,443.04
15/16	260,275.78	15/16	260,510.85	15/16	260,745.85	15/16	260,980.78	15/16	261,215.64	15/16	261,450.37

This chart is Certified for Tank: 15 only. No changes are permissible without the written consent of GAUGE POINT CALIBRATION.

For calibration specification information, see certificate on page 1.

Tank No: 15
GAUGE POINT CALIBRATION
1-800-205-TANK

Red Hill, Pearl Harbor, Hawaii

Issue Date: 11/2/2005

Capacities given in barrels of 42 U.S. gallons.

Gauge Height: 257'-00 5/8"

in/in	203 FT	in/in	203 FT	in/in	203 FT	in/in	203 FT	in/in	203 FT	in/in	204 FT
2	261,457.71	4	261,692.37	6	261,926.96	8	262,161.44	10	262,395.83	0	262,630.10
1/16	261,465.04	1/16	261,699.70	1/16	261,934.28	1/16	262,168.77	1/16	262,403.15	1/16	262,637.42
1/8	261,472.37	1/8	261,707.03	1/8	261,941.61	1/8	262,176.09	1/8	262,410.47	1/8	262,644.74
3/16	261,479.71	3/16	261,714.36	3/16	261,948.94	3/16	262,183.42	3/16	262,417.79	3/16	262,652.06
1/4	261,487.04	1/4	261,721.70	1/4	261,956.27	1/4	262,190.74	1/4	262,425.12	1/4	262,659.38
5/16	261,494.37	5/16	261,729.03	5/16	261,963.60	5/16	262,198.07	5/16	262,432.44	5/16	262,666.70
3/8	261,501.71	3/8	261,736.36	3/8	261,970.93	3/8	262,205.40	3/8	262,439.76	3/8	262,674.01
7/16	261,509.04	7/16	261,743.69	7/16	261,978.26	7/16	262,212.72	7/16	262,447.08	7/16	262,681.33
1/2	261,516.37	1/2	261,751.02	1/2	261,985.58	1/2	262,220.05	1/2	262,454.40	1/2	262,688.65
9/16	261,523.71	9/16	261,758.35	9/16	261,992.91	9/16	262,227.37	9/16	262,461.73	9/16	262,695.97
5/8	261,531.04	5/8	261,765.68	5/8	262,000.24	5/8	262,234.70	5/8	262,469.05	5/8	262,703.29
11/16	261,538.37	11/16	261,773.02	11/16	262,007.57	11/16	262,242.02	11/16	262,476.37	11/16	262,710.61
3/4	261,545.71	3/4	261,780.35	3/4	262,014.90	3/4	262,249.35	3/4	262,483.69	3/4	262,717.92
13/16	261,553.04	13/16	261,787.68	13/16	262,022.23	13/16	262,256.67	13/16	262,491.01	13/16	262,725.24
7/8	261,560.37	7/8	261,795.01	7/8	262,029.55	7/8	262,264.00	7/8	262,498.34	7/8	262,732.56
15/16	261,567.71	15/16	261,802.34	15/16	262,036.88	15/16	262,271.32	15/16	262,505.66	15/16	262,739.88
3	261,575.04	5	261,809.67	7	262,044.21	9	262,278.65	11	262,512.98	1	262,747.20
1/16	261,582.37	1/16	261,817.00	1/16	262,051.54	1/16	262,285.97	1/16	262,520.30	1/16	262,754.52
1/8	261,589.71	1/8	261,824.33	1/8	262,058.87	1/8	262,293.30	1/8	262,527.62	1/8	262,761.83
3/16	261,597.04	3/16	261,831.66	3/16	262,066.19	3/16	262,300.62	3/16	262,534.94	3/16	262,769.15
1/4	261,604.37	1/4	261,838.99	1/4	262,073.52	1/4	262,307.94	1/4	262,542.26	1/4	262,776.47
5/16	261,611.71	5/16	261,846.32	5/16	262,080.85	5/16	262,315.27	5/16	262,549.58	5/16	262,783.78
3/8	261,619.04	3/8	261,853.65	3/8	262,088.17	3/8	262,322.59	3/8	262,556.90	3/8	262,791.10
7/16	261,626.37	7/16	261,860.98	7/16	262,095.50	7/16	262,329.91	7/16	262,564.22	7/16	262,798.42
1/2	261,633.70	1/2	261,868.31	1/2	262,102.83	1/2	262,337.24	1/2	262,571.54	1/2	262,805.73
9/16	261,641.04	9/16	261,875.64	9/16	262,110.15	9/16	262,344.56	9/16	262,578.86	9/16	262,813.05
5/8	261,648.37	5/8	261,882.98	5/8	262,117.48	5/8	262,351.89	5/8	262,586.18	5/8	262,820.36
11/16	261,655.70	11/16	261,890.31	11/16	262,124.81	11/16	262,359.21	11/16	262,593.50	11/16	262,827.68
3/4	261,663.04	3/4	261,897.64	3/4	262,132.14	3/4	262,366.53	3/4	262,600.82	3/4	262,835.00
13/16	261,670.37	13/16	261,904.97	13/16	262,139.46	13/16	262,373.86	13/16	262,608.14	13/16	262,842.31
7/8	261,677.70	7/8	261,912.30	7/8	262,146.79	7/8	262,381.18	7/8	262,615.46	7/8	262,849.63
15/16	261,685.04	15/16	261,919.63	15/16	262,154.12	15/16	262,388.50	15/16	262,622.78	15/16	262,856.95

This chart is Certified for Tank: 15 only. No changes are permissible without the written consent of GAUGE POINT CALIBRATION.

For calibration specification information, see certificate on page 1.

Tank No: 15
GAUGE POINT CALIBRATION
1-800-205-TANK

Red Hill, Pearl Harbor, Hawaii

Issue Date: 11/2/2005

Capacities given in barrels of 42 U.S. gallons.

Gauge Height: 257'-00 5/8"

in/in	204 FT	in/in	204 FT	in/in	204 FT	in/in	204 FT	in/in	204 FT	in/in	205 FT
2	262,864.26	4	263,098.31	6	263,332.23	8	263,566.01	10	263,799.67	0	264,033.18
1/16	262,871.58	1/16	263,105.62	1/16	263,339.53	1/16	263,573.32	1/16	263,806.97	1/16	264,040.48
1/8	262,878.89	1/8	263,112.93	1/8	263,346.84	1/8	263,580.62	1/8	263,814.26	1/8	264,047.77
3/16	262,886.21	3/16	263,120.24	3/16	263,354.15	3/16	263,587.92	3/16	263,821.56	3/16	264,055.06
1/4	262,893.52	1/4	263,127.55	1/4	263,361.45	1/4	263,595.22	1/4	263,828.86	1/4	264,062.36
5/16	262,900.84	5/16	263,134.86	5/16	263,368.76	5/16	263,602.53	5/16	263,836.16	5/16	264,069.65
3/8	262,908.15	3/8	263,142.17	3/8	263,376.07	3/8	263,609.83	3/8	263,843.46	3/8	264,076.95
7/16	262,915.47	7/16	263,149.48	7/16	263,383.37	7/16	263,617.13	7/16	263,850.76	7/16	264,084.24
1/2	262,922.78	1/2	263,156.79	1/2	263,390.68	1/2	263,624.44	1/2	263,858.05	1/2	264,091.53
9/16	262,930.10	9/16	263,164.11	9/16	263,397.99	9/16	263,631.74	9/16	263,865.35	9/16	264,098.83
5/8	262,937.41	5/8	263,171.42	5/8	263,405.29	5/8	263,639.04	5/8	263,872.65	5/8	264,106.12
11/16	262,944.73	11/16	263,178.73	11/16	263,412.60	11/16	263,646.34	11/16	263,879.95	11/16	264,113.41
3/4	262,952.04	3/4	263,186.04	3/4	263,419.91	3/4	263,653.65	3/4	263,887.25	3/4	264,120.71
13/16	262,959.36	13/16	263,193.35	13/16	263,427.22	13/16	263,660.95	13/16	263,894.55	13/16	264,128.00
7/8	262,966.67	7/8	263,200.66	7/8	263,434.52	7/8	263,668.25	7/8	263,901.85	7/8	264,135.30
15/16	262,973.99	15/16	263,207.97	15/16	263,441.83	15/16	263,675.56	15/16	263,909.14	15/16	264,142.59
3	262,981.30	5	263,215.28	7	263,449.14	9	263,682.86	11	263,916.44	1	264,149.88
1/16	262,988.61	1/16	263,222.59	1/16	263,456.44	1/16	263,690.16	1/16	263,923.74	1/16	264,157.18
1/8	262,995.93	1/8	263,229.90	1/8	263,463.75	1/8	263,697.46	1/8	263,931.03	1/8	264,164.47
3/16	263,003.24	3/16	263,237.21	3/16	263,471.05	3/16	263,704.76	3/16	263,938.33	3/16	264,171.76
1/4	263,010.55	1/4	263,244.52	1/4	263,478.36	1/4	263,712.06	1/4	263,945.63	1/4	264,179.05
5/16	263,017.87	5/16	263,251.83	5/16	263,485.66	5/16	263,719.36	5/16	263,952.92	5/16	264,186.34
3/8	263,025.18	3/8	263,259.14	3/8	263,492.97	3/8	263,726.66	3/8	263,960.22	3/8	264,193.63
7/16	263,032.49	7/16	263,266.44	7/16	263,500.27	7/16	263,733.96	7/16	263,967.52	7/16	264,200.93
1/2	263,039.80	1/2	263,273.75	1/2	263,507.57	1/2	263,741.26	1/2	263,974.81	1/2	264,208.22
9/16	263,047.12	9/16	263,281.06	9/16	263,514.88	9/16	263,748.56	9/16	263,982.11	9/16	264,215.51
5/8	263,054.43	5/8	263,288.37	5/8	263,522.18	5/8	263,755.86	5/8	263,989.40	5/8	264,222.80
11/16	263,061.74	11/16	263,295.68	11/16	263,529.49	11/16	263,763.16	11/16	263,996.70	11/16	264,230.09
3/4	263,069.06	3/4	263,302.99	3/4	263,536.79	3/4	263,770.47	3/4	264,004.00	3/4	264,237.38
13/16	263,076.37	13/16	263,310.30	13/16	263,544.10	13/16	263,777.77	13/16	264,011.29	13/16	264,244.68
7/8	263,083.68	7/8	263,317.61	7/8	263,551.40	7/8	263,785.07	7/8	264,018.59	7/8	264,251.97
15/16	263,090.99	15/16	263,324.92	15/16	263,558.71	15/16	263,792.37	15/16	264,025.89	15/16	264,259.26

This chart is Certified for Tank: 15 only. No changes are permissible without the written consent of GAUGE POINT CALIBRATION.

For calibration specification information, see certificate on page 1.

Tank No: 15
GAUGE POINT CALIBRATION
1-800-205-TANK

Red Hill, Pearl Harbor, Hawaii

Issue Date: 11/2/2005

Capacities given in barrels of 42 U.S. gallons.

Gauge Height: 257'-00 5/8"

in/in	205 FT	in/in	205 FT	in/in	205 FT	in/in	205 FT	in/in	205 FT	in/in	206 FT
2	264,266.55	4	264,499.77	6	264,732.83	8	264,965.73	10	265,198.47	0	265,431.04
1/16	264,273.84	1/16	264,507.05	1/16	264,740.11	1/16	264,973.01	1/16	265,205.74	1/16	265,438.30
1/8	264,281.13	1/8	264,514.34	1/8	264,747.39	1/8	264,980.28	1/8	265,213.01	1/8	265,445.56
3/16	264,288.42	3/16	264,521.62	3/16	264,754.67	3/16	264,987.56	3/16	265,220.28	3/16	265,452.83
1/4	264,295.71	1/4	264,528.91	1/4	264,761.95	1/4	264,994.83	1/4	265,227.55	1/4	265,460.09
5/16	264,303.00	5/16	264,536.19	5/16	264,769.23	5/16	265,002.11	5/16	265,234.82	5/16	265,467.36
3/8	264,310.29	3/8	264,543.48	3/8	264,776.51	3/8	265,009.38	3/8	265,242.09	3/8	265,474.62
7/16	264,317.58	7/16	264,550.76	7/16	264,783.79	7/16	265,016.66	7/16	265,249.35	7/16	265,481.88
1/2	264,324.86	1/2	264,558.04	1/2	264,791.07	1/2	265,023.93	1/2	265,256.62	1/2	265,489.15
9/16	264,332.15	9/16	264,565.33	9/16	264,798.35	9/16	265,031.20	9/16	265,263.89	9/16	265,496.41
5/8	264,339.44	5/8	264,572.61	5/8	264,805.63	5/8	265,038.48	5/8	265,271.16	5/8	265,503.67
11/16	264,346.73	11/16	264,579.90	11/16	264,812.91	11/16	265,045.75	11/16	265,278.43	11/16	265,510.94
3/4	264,354.02	3/4	264,587.18	3/4	264,820.19	3/4	265,053.03	3/4	265,285.70	3/4	265,518.20
13/16	264,361.31	13/16	264,594.47	13/16	264,827.47	13/16	265,060.30	13/16	265,292.97	13/16	265,525.46
7/8	264,368.60	7/8	264,601.75	7/8	264,834.74	7/8	265,067.58	7/8	265,300.24	7/8	265,532.73
15/16	264,375.89	15/16	264,609.04	15/16	264,842.02	15/16	265,074.85	15/16	265,307.51	15/16	265,539.99
3	264,383.18	5	264,616.32	7	264,849.30	9	265,082.12	11	265,314.78	1	265,547.25
1/16	264,390.47	1/16	264,623.60	1/16	264,856.58	1/16	265,089.40	1/16	265,322.04	1/16	265,554.52
1/8	264,397.75	1/8	264,630.88	1/8	264,863.86	1/8	265,096.67	1/8	265,329.31	1/8	265,561.78
3/16	264,405.04	3/16	264,638.17	3/16	264,871.13	3/16	265,103.94	3/16	265,336.58	3/16	265,569.04
1/4	264,412.33	1/4	264,645.45	1/4	264,878.41	1/4	265,111.21	1/4	265,343.84	1/4	265,576.30
5/16	264,419.61	5/16	264,652.73	5/16	264,885.69	5/16	265,118.48	5/16	265,351.11	5/16	265,583.56
3/8	264,426.90	3/8	264,660.01	3/8	264,892.97	3/8	265,125.75	3/8	265,358.37	3/8	265,590.82
7/16	264,434.19	7/16	264,667.29	7/16	264,900.24	7/16	265,133.03	7/16	265,365.64	7/16	265,598.08
1/2	264,441.47	1/2	264,674.58	1/2	264,907.52	1/2	265,140.30	1/2	265,372.91	1/2	265,605.34
9/16	264,448.76	9/16	264,681.86	9/16	264,914.80	9/16	265,147.57	9/16	265,380.17	9/16	265,612.60
5/8	264,456.05	5/8	264,689.14	5/8	264,922.07	5/8	265,154.84	5/8	265,387.44	5/8	265,619.86
11/16	264,463.33	11/16	264,696.42	11/16	264,929.35	11/16	265,162.11	11/16	265,394.71	11/16	265,627.12
3/4	264,470.62	3/4	264,703.70	3/4	264,936.63	3/4	265,169.38	3/4	265,401.97	3/4	265,634.38
13/16	264,477.91	13/16	264,710.99	13/16	264,943.90	13/16	265,176.66	13/16	265,409.24	13/16	265,641.64
7/8	264,485.20	7/8	264,718.27	7/8	264,951.18	7/8	265,183.93	7/8	265,416.50	7/8	265,648.91
15/16	264,492.48	15/16	264,725.55	15/16	264,958.46	15/16	265,191.20	15/16	265,423.77	15/16	265,656.17

This chart is Certified for Tank: 15 only. No changes are permissible without the written consent of GAUGE POINT CALIBRATION.

For calibration specification information, see certificate on page 1.

Tank No: 15
GAUGE POINT CALIBRATION
1-800-205-TANK

Red Hill, Pearl Harbor, Hawaii

Issue Date: 11/2/2005

Capacities given in barrels of 42 U.S. gallons.

Gauge Height: 257'-00 5/8"

in/in	206 FT	in/in	206 FT	in/in	206 FT	in/in	206 FT	in/in	206 FT	in/in	207 FT
2	265,663.43	4	265,895.64	6	266,127.66	8	266,359.49	10	266,591.12	0	266,822.55
1/16	265,670.68	1/16	265,902.89	1/16	266,134.90	1/16	266,366.73	1/16	266,598.35	1/16	266,829.78
1/8	265,677.94	1/8	265,910.14	1/8	266,142.15	1/8	266,373.97	1/8	266,605.59	1/8	266,837.01
3/16	265,685.20	3/16	265,917.39	3/16	266,149.40	3/16	266,381.21	3/16	266,612.82	3/16	266,844.23
1/4	265,692.46	1/4	265,924.64	1/4	266,156.64	1/4	266,388.45	1/4	266,620.06	1/4	266,851.46
5/16	265,699.72	5/16	265,931.90	5/16	266,163.89	5/16	266,395.69	5/16	266,627.29	5/16	266,858.69
3/8	265,706.97	3/8	265,939.15	3/8	266,171.13	3/8	266,402.93	3/8	266,634.52	3/8	266,865.92
7/16	265,714.23	7/16	265,946.40	7/16	266,178.38	7/16	266,410.17	7/16	266,641.76	7/16	266,873.14
1/2	265,721.49	1/2	265,953.65	1/2	266,185.63	1/2	266,417.41	1/2	266,648.99	1/2	266,880.37
9/16	265,728.75	9/16	265,960.90	9/16	266,192.87	9/16	266,424.65	9/16	266,656.22	9/16	266,887.60
5/8	265,736.01	5/8	265,968.16	5/8	266,200.12	5/8	266,431.89	5/8	266,663.46	5/8	266,894.83
11/16	265,743.26	11/16	265,975.41	11/16	266,207.37	11/16	266,439.13	11/16	266,670.69	11/16	266,902.05
3/4	265,750.52	3/4	265,982.66	3/4	266,214.61	3/4	266,446.37	3/4	266,677.93	3/4	266,909.28
13/16	265,757.78	13/16	265,989.91	13/16	266,221.86	13/16	266,453.61	13/16	266,685.16	13/16	266,916.51
7/8	265,765.04	7/8	265,997.17	7/8	266,229.10	7/8	266,460.85	7/8	266,692.39	7/8	266,923.73
15/16	265,772.30	15/16	266,004.42	15/16	266,236.35	15/16	266,468.09	15/16	266,699.63	15/16	266,930.96
3	265,779.55	5	266,011.67	7	266,243.60	9	266,475.33	11	266,706.86	1	266,938.19
1/16	265,786.81	1/16	266,018.92	1/16	266,250.84	1/16	266,482.57	1/16	266,714.09	1/16	266,945.41
1/8	265,794.06	1/8	266,026.17	1/8	266,258.08	1/8	266,489.80	1/8	266,721.32	1/8	266,952.64
3/16	265,801.32	3/16	266,033.42	3/16	266,265.33	3/16	266,497.04	3/16	266,728.55	3/16	266,959.86
1/4	265,808.57	1/4	266,040.67	1/4	266,272.57	1/4	266,504.28	1/4	266,735.78	1/4	266,967.09
5/16	265,815.83	5/16	266,047.92	5/16	266,279.81	5/16	266,511.51	5/16	266,743.01	5/16	266,974.31
3/8	265,823.08	3/8	266,055.16	3/8	266,287.06	3/8	266,518.75	3/8	266,750.25	3/8	266,981.53
7/16	265,830.34	7/16	266,062.41	7/16	266,294.30	7/16	266,525.99	7/16	266,757.48	7/16	266,988.76
1/2	265,837.59	1/2	266,069.66	1/2	266,301.54	1/2	266,533.22	1/2	266,764.71	1/2	266,995.98
9/16	265,844.85	9/16	266,076.91	9/16	266,308.78	9/16	266,540.46	9/16	266,771.94	9/16	267,003.21
5/8	265,852.10	5/8	266,084.16	5/8	266,316.03	5/8	266,547.70	5/8	266,779.17	5/8	267,010.43
11/16	265,859.36	11/16	266,091.41	11/16	266,323.27	11/16	266,554.94	11/16	266,786.40	11/16	267,017.65
3/4	265,866.61	3/4	266,098.66	3/4	266,330.51	3/4	266,562.17	3/4	266,793.63	3/4	267,024.88
13/16	265,873.87	13/16	266,105.91	13/16	266,337.76	13/16	266,569.41	13/16	266,800.86	13/16	267,032.10
7/8	265,881.13	7/8	266,113.16	7/8	266,345.00	7/8	266,576.65	7/8	266,808.09	7/8	267,039.33
15/16	265,888.38	15/16	266,120.41	15/16	266,352.24	15/16	266,583.88	15/16	266,815.32	15/16	267,046.55

This chart is Certified for Tank: 15 only. No changes are permissible without the written consent of GAUGE POINT CALIBRATION.

For calibration specification information, see certificate on page 1.

Tank No: 15
GAUGE POINT CALIBRATION
1-800-205-TANK

Red Hill, Pearl Harbor, Hawaii

Issue Date: 11/2/2005

Capacities given in barrels of 42 U.S. gallons.

Gauge Height: 257'-00 5/8"

in/in	207 FT	in/in	207 FT	in/in	207 FT	in/in	207 FT	in/in	207 FT	in/in	208 FT
2	267,053.78	4	267,284.79	6	267,515.58	8	267,746.15	10	267,976.50	0	268,206.61
1/16	267,061.00	1/16	267,292.00	1/16	267,522.79	1/16	267,753.35	1/16	267,983.69	1/16	268,213.79
1/8	267,068.22	1/8	267,299.22	1/8	267,530.00	1/8	267,760.55	1/8	267,990.88	1/8	268,220.98
3/16	267,075.44	3/16	267,306.43	3/16	267,537.20	3/16	267,767.75	3/16	267,998.07	3/16	268,228.16
1/4	267,082.66	1/4	267,313.64	1/4	267,544.41	1/4	267,774.95	1/4	268,005.27	1/4	268,235.35
5/16	267,089.88	5/16	267,320.86	5/16	267,551.62	5/16	267,782.15	5/16	268,012.46	5/16	268,242.53
3/8	267,097.10	3/8	267,328.07	3/8	267,558.82	3/8	267,789.35	3/8	268,019.65	3/8	268,249.72
7/16	267,104.32	7/16	267,335.29	7/16	267,566.03	7/16	267,796.55	7/16	268,026.84	7/16	268,256.90
1/2	267,111.54	1/2	267,342.50	1/2	267,573.24	1/2	267,803.75	1/2	268,034.04	1/2	268,264.09
9/16	267,118.76	9/16	267,349.71	9/16	267,580.44	9/16	267,810.95	9/16	268,041.23	9/16	268,271.27
5/8	267,125.98	5/8	267,356.93	5/8	267,587.65	5/8	267,818.15	5/8	268,048.42	5/8	268,278.46
11/16	267,133.20	11/16	267,364.14	11/16	267,594.86	11/16	267,825.35	11/16	268,055.62	11/16	268,285.64
3/4	267,140.42	3/4	267,371.36	3/4	267,602.07	3/4	267,832.55	3/4	268,062.81	3/4	268,292.83
13/16	267,147.65	13/16	267,378.57	13/16	267,609.27	13/16	267,839.75	13/16	268,070.00	13/16	268,300.02
7/8	267,154.87	7/8	267,385.78	7/8	267,616.48	7/8	267,846.95	7/8	268,077.19	7/8	268,307.20
15/16	267,162.09	15/16	267,393.00	15/16	267,623.69	15/16	267,854.15	15/16	268,084.39	15/16	268,314.39
3	267,169.31	5	267,400.21	7	267,630.89	9	267,861.35	11	268,091.58	1	268,321.57
1/16	267,176.53	1/16	267,407.42	1/16	267,638.10	1/16	267,868.55	1/16	268,098.77	1/16	268,328.75
1/8	267,183.74	1/8	267,414.63	1/8	267,645.30	1/8	267,875.75	1/8	268,105.96	1/8	268,335.93
3/16	267,190.96	3/16	267,421.84	3/16	267,652.51	3/16	267,882.94	3/16	268,113.15	3/16	268,343.12
1/4	267,198.18	1/4	267,429.05	1/4	267,659.71	1/4	267,890.14	1/4	268,120.34	1/4	268,350.30
5/16	267,205.40	5/16	267,436.26	5/16	267,666.91	5/16	267,897.33	5/16	268,127.53	5/16	268,357.48
3/8	267,212.61	3/8	267,443.48	3/8	267,674.12	3/8	267,904.53	3/8	268,134.71	3/8	268,364.66
7/16	267,219.83	7/16	267,450.69	7/16	267,681.32	7/16	267,911.73	7/16	268,141.90	7/16	268,371.84
1/2	267,227.05	1/2	267,457.90	1/2	267,688.52	1/2	267,918.92	1/2	268,149.09	1/2	268,379.02
9/16	267,234.27	9/16	267,465.11	9/16	267,695.73	9/16	267,926.12	9/16	268,156.28	9/16	268,386.21
5/8	267,241.48	5/8	267,472.32	5/8	267,702.93	5/8	267,933.32	5/8	268,163.47	5/8	268,393.39
11/16	267,248.70	11/16	267,479.53	11/16	267,710.13	11/16	267,940.51	11/16	268,170.66	11/16	268,400.57
3/4	267,255.92	3/4	267,486.74	3/4	267,717.34	3/4	267,947.71	3/4	268,177.85	3/4	268,407.75
13/16	267,263.13	13/16	267,493.95	13/16	267,724.54	13/16	267,954.91	13/16	268,185.04	13/16	268,414.93
7/8	267,270.35	7/8	267,501.16	7/8	267,731.74	7/8	267,962.10	7/8	268,192.23	7/8	268,422.11
15/16	267,277.57	15/16	267,508.37	15/16	267,738.95	15/16	267,969.30	15/16	268,199.42	15/16	268,429.30

This chart is Certified for Tank: 15 only. No changes are permissible without the written consent of GAUGE POINT CALIBRATION.

For calibration specification information, see certificate on page 1.

Tank No: 15
GAUGE POINT CALIBRATION
1-800-205-TANK

Red Hill, Pearl Harbor, Hawaii

Issue Date: 11/2/2005

Capacities given in barrels of 42 U.S. gallons.

Gauge Height: 257'-00 5/8"

in/in	208 FT	in/in	208 FT	in/in	208 FT	in/in	208 FT	in/in	208 FT	in/in	209 FT
2	268,436.48	4	268,666.11	6	268,895.48	8	269,124.61	10	269,353.48	0	269,582.08
1/16	268,443.65	1/16	268,673.28	1/16	268,902.65	1/16	269,131.76	1/16	269,360.62	1/16	269,589.22
1/8	268,450.83	1/8	268,680.45	1/8	268,909.81	1/8	269,138.92	1/8	269,367.77	1/8	269,596.35
3/16	268,458.01	3/16	268,687.62	3/16	268,916.97	3/16	269,146.07	3/16	269,374.91	3/16	269,603.49
1/4	268,465.19	1/4	268,694.79	1/4	268,924.13	1/4	269,153.23	1/4	269,382.06	1/4	269,610.63
5/16	268,472.37	5/16	268,701.96	5/16	268,931.30	5/16	269,160.38	5/16	269,389.21	5/16	269,617.77
3/8	268,479.54	3/8	268,709.13	3/8	268,938.46	3/8	269,167.54	3/8	269,396.35	3/8	269,624.90
7/16	268,486.72	7/16	268,716.30	7/16	268,945.62	7/16	269,174.69	7/16	269,403.50	7/16	269,632.04
1/2	268,493.90	1/2	268,723.47	1/2	268,952.78	1/2	269,181.84	1/2	269,410.64	1/2	269,639.18
9/16	268,501.08	9/16	268,730.64	9/16	268,959.94	9/16	269,189.00	9/16	269,417.79	9/16	269,646.32
5/8	268,508.26	5/8	268,737.81	5/8	268,967.11	5/8	269,196.15	5/8	269,424.94	5/8	269,653.45
11/16	268,515.43	11/16	268,744.98	11/16	268,974.27	11/16	269,203.31	11/16	269,432.08	11/16	269,660.59
3/4	268,522.61	3/4	268,752.15	3/4	268,981.43	3/4	269,210.46	3/4	269,439.23	3/4	269,667.73
13/16	268,529.79	13/16	268,759.32	13/16	268,988.59	13/16	269,217.61	13/16	269,446.37	13/16	269,674.87
7/8	268,536.97	7/8	268,766.49	7/8	268,995.76	7/8	269,224.77	7/8	269,453.52	7/8	269,682.00
15/16	268,544.14	15/16	268,773.66	15/16	269,002.92	15/16	269,231.92	15/16	269,460.67	15/16	269,689.14
3	268,551.32	5	268,780.83	7	269,010.08	9	269,239.08	11	269,467.81	1	269,696.28
1/16	268,558.50	1/16	268,787.99	1/16	269,017.24	1/16	269,246.23	1/16	269,474.95	1/16	269,703.41
1/8	268,565.67	1/8	268,795.16	1/8	269,024.40	1/8	269,253.38	1/8	269,482.10	1/8	269,710.55
3/16	268,572.84	3/16	268,802.32	3/16	269,031.55	3/16	269,260.53	3/16	269,489.24	3/16	269,717.68
1/4	268,580.02	1/4	268,809.49	1/4	269,038.71	1/4	269,267.68	1/4	269,496.38	1/4	269,724.81
5/16	268,587.19	5/16	268,816.66	5/16	269,045.87	5/16	269,274.83	5/16	269,503.52	5/16	269,731.95
3/8	268,594.37	3/8	268,823.82	3/8	269,053.03	3/8	269,281.98	3/8	269,510.66	3/8	269,739.08
7/16	268,601.54	7/16	268,830.99	7/16	269,060.19	7/16	269,289.13	7/16	269,517.80	7/16	269,746.21
1/2	268,608.71	1/2	268,838.16	1/2	269,067.35	1/2	269,296.28	1/2	269,524.95	1/2	269,753.35
9/16	268,615.89	9/16	268,845.32	9/16	269,074.50	9/16	269,303.43	9/16	269,532.09	9/16	269,760.48
5/8	268,623.06	5/8	268,852.49	5/8	269,081.66	5/8	269,310.58	5/8	269,539.23	5/8	269,767.61
11/16	268,630.24	11/16	268,859.65	11/16	269,088.82	11/16	269,317.73	11/16	269,546.37	11/16	269,774.75
3/4	268,637.41	3/4	268,866.82	3/4	269,095.98	3/4	269,324.88	3/4	269,553.51	3/4	269,781.88
13/16	268,644.58	13/16	268,873.99	13/16	269,103.14	13/16	269,332.03	13/16	269,560.65	13/16	269,789.01
7/8	268,651.76	7/8	268,881.15	7/8	269,110.29	7/8	269,339.18	7/8	269,567.80	7/8	269,796.15
15/16	268,658.93	15/16	268,888.32	15/16	269,117.45	15/16	269,346.33	15/16	269,574.94	15/16	269,803.28

This chart is Certified for Tank: 15 only. No changes are permissible without the written consent of GAUGE POINT CALIBRATION.

For calibration specification information, see certificate on page 1.

Tank No: 15
GAUGE POINT CALIBRATION
1-800-205-TANK

Red Hill, Pearl Harbor, Hawaii

Issue Date: 11/2/2005

Capacities given in barrels of 42 U.S. gallons.

Gauge Height: 257'-00 5/8"

in/in	209 FT	in/in	209 FT	in/in	209 FT	in/in	209 FT	in/in	209 FT	in/in	210 FT
2	269,810.41	4	270,038.47	6	270,266.25	8	270,493.74	10	270,720.95	0	270,947.85
1/16	269,817.54	1/16	270,045.59	1/16	270,273.36	1/16	270,500.85	1/16	270,728.04	1/16	270,954.94
1/8	269,824.67	1/8	270,052.71	1/8	270,280.47	1/8	270,507.95	1/8	270,735.13	1/8	270,962.02
3/16	269,831.80	3/16	270,059.83	3/16	270,287.58	3/16	270,515.05	3/16	270,742.23	3/16	270,969.11
1/4	269,838.93	1/4	270,066.95	1/4	270,294.70	1/4	270,522.15	1/4	270,749.32	1/4	270,976.19
5/16	269,846.06	5/16	270,074.07	5/16	270,301.81	5/16	270,529.26	5/16	270,756.41	5/16	270,983.27
3/8	269,853.19	3/8	270,081.19	3/8	270,308.92	3/8	270,536.36	3/8	270,763.51	3/8	270,990.36
7/16	269,860.32	7/16	270,088.31	7/16	270,316.03	7/16	270,543.46	7/16	270,770.60	7/16	270,997.44
1/2	269,867.44	1/2	270,095.43	1/2	270,323.14	1/2	270,550.56	1/2	270,777.69	1/2	271,004.53
9/16	269,874.57	9/16	270,102.55	9/16	270,330.25	9/16	270,557.66	9/16	270,784.79	9/16	271,011.61
5/8	269,881.70	5/8	270,109.67	5/8	270,337.36	5/8	270,564.77	5/8	270,791.88	5/8	271,018.69
11/16	269,888.83	11/16	270,116.79	11/16	270,344.48	11/16	270,571.87	11/16	270,798.97	11/16	271,025.78
3/4	269,895.96	3/4	270,123.91	3/4	270,351.59	3/4	270,578.97	3/4	270,806.07	3/4	271,032.86
13/16	269,903.09	13/16	270,131.03	13/16	270,358.70	13/16	270,586.07	13/16	270,813.16	13/16	271,039.95
7/8	269,910.22	7/8	270,138.15	7/8	270,365.81	7/8	270,593.18	7/8	270,820.25	7/8	271,047.03
15/16	269,917.35	15/16	270,145.28	15/16	270,372.92	15/16	270,600.28	15/16	270,827.34	15/16	271,054.11
3	269,924.48	5	270,152.40	7	270,380.03	9	270,607.38	11	270,834.44	1	271,061.20
1/16	269,931.60	1/16	270,159.51	1/16	270,387.14	1/16	270,614.48	1/16	270,841.53	1/16	271,068.28
1/8	269,938.73	1/8	270,166.63	1/8	270,394.25	1/8	270,621.58	1/8	270,848.62	1/8	271,075.35
3/16	269,945.85	3/16	270,173.74	3/16	270,401.35	3/16	270,628.67	3/16	270,855.70	3/16	271,082.43
1/4	269,952.97	1/4	270,180.86	1/4	270,408.46	1/4	270,635.77	1/4	270,862.79	1/4	271,089.51
5/16	269,960.10	5/16	270,187.97	5/16	270,415.57	5/16	270,642.87	5/16	270,869.88	5/16	271,096.59
3/8	269,967.22	3/8	270,195.09	3/8	270,422.67	3/8	270,649.97	3/8	270,876.97	3/8	271,103.67
7/16	269,974.35	7/16	270,202.21	7/16	270,429.78	7/16	270,657.07	7/16	270,884.06	7/16	271,110.75
1/2	269,981.47	1/2	270,209.32	1/2	270,436.89	1/2	270,664.16	1/2	270,891.15	1/2	271,117.83
9/16	269,988.60	9/16	270,216.44	9/16	270,443.99	9/16	270,671.26	9/16	270,898.24	9/16	271,124.91
5/8	269,995.72	5/8	270,223.55	5/8	270,451.10	5/8	270,678.36	5/8	270,905.32	5/8	271,131.99
11/16	270,002.85	11/16	270,230.67	11/16	270,458.21	11/16	270,685.46	11/16	270,912.41	11/16	271,139.07
3/4	270,009.97	3/4	270,237.79	3/4	270,465.32	3/4	270,692.56	3/4	270,919.50	3/4	271,146.15
13/16	270,017.10	13/16	270,244.90	13/16	270,472.42	13/16	270,699.65	13/16	270,926.59	13/16	271,153.23
7/8	270,024.22	7/8	270,252.02	7/8	270,479.53	7/8	270,706.75	7/8	270,933.68	7/8	271,160.30
15/16	270,031.35	15/16	270,259.13	15/16	270,486.64	15/16	270,713.85	15/16	270,940.77	15/16	271,167.38

This chart is Certified for Tank: 15 only. No changes are permissible without the written consent of GAUGE POINT CALIBRATION.

For calibration specification information, see certificate on page 1.

Tank No: 15
GAUGE POINT CALIBRATION
1-800-205-TANK

Red Hill, Pearl Harbor, Hawaii

Issue Date: 11/2/2005

Capacities given in barrels of 42 U.S. gallons.

Gauge Height: 257'-00 5/8"

in/in	210 FT	in/in	210 FT	in/in	210 FT	in/in	210 FT	in/in	210 FT	in/in	211 FT
2	271,174.46	4	271,400.76	6	271,626.76	8	271,852.43	10	272,077.78	0	272,302.81
1/16	271,181.54	1/16	271,407.83	1/16	271,633.81	1/16	271,859.48	1/16	272,084.82	1/16	272,309.84
1/8	271,188.61	1/8	271,414.89	1/8	271,640.87	1/8	271,866.52	1/8	272,091.85	1/8	272,316.86
3/16	271,195.69	3/16	271,421.96	3/16	271,647.92	3/16	271,873.57	3/16	272,098.89	3/16	272,323.89
1/4	271,202.76	1/4	271,429.02	1/4	271,654.98	1/4	271,880.61	1/4	272,105.92	1/4	272,330.91
5/16	271,209.83	5/16	271,436.09	5/16	271,662.03	5/16	271,887.66	5/16	272,112.96	5/16	272,337.93
3/8	271,216.91	3/8	271,443.15	3/8	271,669.08	3/8	271,894.70	3/8	272,119.99	3/8	272,344.96
7/16	271,223.98	7/16	271,450.22	7/16	271,676.14	7/16	271,901.74	7/16	272,127.03	7/16	272,351.98
1/2	271,231.06	1/2	271,457.28	1/2	271,683.19	1/2	271,908.79	1/2	272,134.06	1/2	272,359.01
9/16	271,238.13	9/16	271,464.35	9/16	271,690.25	9/16	271,915.83	9/16	272,141.10	9/16	272,366.03
5/8	271,245.21	5/8	271,471.41	5/8	271,697.30	5/8	271,922.88	5/8	272,148.13	5/8	272,373.06
11/16	271,252.28	11/16	271,478.48	11/16	271,704.36	11/16	271,929.92	11/16	272,155.17	11/16	272,380.08
3/4	271,259.35	3/4	271,485.54	3/4	271,711.41	3/4	271,936.97	3/4	272,162.20	3/4	272,387.10
13/16	271,266.43	13/16	271,492.61	13/16	271,718.47	13/16	271,944.01	13/16	272,169.24	13/16	272,394.13
7/8	271,273.50	7/8	271,499.67	7/8	271,725.52	7/8	271,951.06	7/8	272,176.27	7/8	272,401.15
15/16	271,280.58	15/16	271,506.73	15/16	271,732.58	15/16	271,958.10	15/16	272,183.31	15/16	272,408.18
3	271,287.65	5	271,513.80	7	271,739.63	9	271,965.15	11	272,190.34	1	272,415.20
1/16	271,294.72	1/16	271,520.86	1/16	271,746.68	1/16	271,972.19	1/16	272,197.37	1/16	272,422.22
1/8	271,301.79	1/8	271,527.92	1/8	271,753.73	1/8	271,979.23	1/8	272,204.40	1/8	272,429.24
3/16	271,308.86	3/16	271,534.98	3/16	271,760.78	3/16	271,986.27	3/16	272,211.43	3/16	272,436.26
1/4	271,315.93	1/4	271,542.04	1/4	271,767.83	1/4	271,993.31	1/4	272,218.46	1/4	272,443.28
5/16	271,323.00	5/16	271,549.10	5/16	271,774.88	5/16	272,000.35	5/16	272,225.49	5/16	272,450.30
3/8	271,330.07	3/8	271,556.16	3/8	271,781.93	3/8	272,007.39	3/8	272,232.52	3/8	272,457.32
7/16	271,337.14	7/16	271,563.22	7/16	271,788.98	7/16	272,014.43	7/16	272,239.55	7/16	272,464.34
1/2	271,344.21	1/2	271,570.28	1/2	271,796.03	1/2	272,021.47	1/2	272,246.58	1/2	272,471.36
9/16	271,351.28	9/16	271,577.34	9/16	271,803.08	9/16	272,028.51	9/16	272,253.61	9/16	272,478.37
5/8	271,358.35	5/8	271,584.40	5/8	271,810.13	5/8	272,035.55	5/8	272,260.64	5/8	272,485.39
11/16	271,365.42	11/16	271,591.46	11/16	271,817.18	11/16	272,042.59	11/16	272,267.66	11/16	272,492.41
3/4	271,372.49	3/4	271,598.52	3/4	271,824.23	3/4	272,049.63	3/4	272,274.69	3/4	272,499.43
13/16	271,379.56	13/16	271,605.58	13/16	271,831.28	13/16	272,056.67	13/16	272,281.72	13/16	272,506.45
7/8	271,386.63	7/8	271,612.64	7/8	271,838.33	7/8	272,063.71	7/8	272,288.75	7/8	272,513.47
15/16	271,393.70	15/16	271,619.70	15/16	271,845.38	15/16	272,070.75	15/16	272,295.78	15/16	272,520.49

This chart is Certified for Tank: 15 only. No changes are permissible without the written consent of GAUGE POINT CALIBRATION.

For calibration specification information, see certificate on page 1.

Tank No: 15
GAUGE POINT CALIBRATION
1-800-205-TANK

Red Hill, Pearl Harbor, Hawaii

Issue Date: 11/2/2005

Capacities given in barrels of 42 U.S. gallons.

Gauge Height: 257'-00 5/8"

in/in	211 FT	in/in	211 FT	in/in	211 FT	in/in	211 FT	in/in	211 FT	in/in	212 FT
2	272,527.51	4	272,751.87	6	272,975.88	8	273,199.56	10	273,422.81	0	273,645.77
1/16	272,534.52	1/16	272,758.87	1/16	272,982.88	1/16	273,206.54	1/16	273,429.78	1/16	273,652.73
1/8	272,541.54	1/8	272,765.87	1/8	272,989.87	1/8	273,213.52	1/8	273,436.75	1/8	273,659.69
3/16	272,548.55	3/16	272,772.88	3/16	272,996.86	3/16	273,220.50	3/16	273,443.72	3/16	273,666.65
1/4	272,555.56	1/4	272,779.88	1/4	273,003.85	1/4	273,227.48	1/4	273,450.69	1/4	273,673.61
5/16	272,562.58	5/16	272,786.88	5/16	273,010.85	5/16	273,234.46	5/16	273,457.66	5/16	273,680.56
3/8	272,569.59	3/8	272,793.89	3/8	273,017.84	3/8	273,241.44	3/8	273,464.63	3/8	273,687.52
7/16	272,576.61	7/16	272,800.89	7/16	273,024.83	7/16	273,248.43	7/16	273,471.60	7/16	273,694.48
1/2	272,583.62	1/2	272,807.89	1/2	273,031.82	1/2	273,255.41	1/2	273,478.57	1/2	273,701.44
9/16	272,590.63	9/16	272,814.90	9/16	273,038.82	9/16	273,262.39	9/16	273,485.54	9/16	273,708.40
5/8	272,597.65	5/8	272,821.90	5/8	273,045.81	5/8	273,269.37	5/8	273,492.51	5/8	273,715.36
11/16	272,604.66	11/16	272,828.90	11/16	273,052.80	11/16	273,276.35	11/16	273,499.48	11/16	273,722.32
3/4	272,611.67	3/4	272,835.91	3/4	273,059.79	3/4	273,283.33	3/4	273,506.45	3/4	273,729.28
13/16	272,618.69	13/16	272,842.91	13/16	273,066.79	13/16	273,290.31	13/16	273,513.42	13/16	273,736.24
7/8	272,625.70	7/8	272,849.91	7/8	273,073.78	7/8	273,297.30	7/8	273,520.39	7/8	273,743.20
15/16	272,632.72	15/16	272,856.92	15/16	273,080.77	15/16	273,304.28	15/16	273,527.36	15/16	273,750.16
3	272,639.73	5	272,863.92	7	273,087.76	9	273,311.26	11	273,534.33	1	273,757.11
1/16	272,646.74	1/16	272,870.92	1/16	273,094.75	1/16	273,318.23	1/16	273,541.30	1/16	273,764.07
1/8	272,653.75	1/8	272,877.92	1/8	273,101.74	1/8	273,325.20	1/8	273,548.26	1/8	273,771.02
3/16	272,660.76	3/16	272,884.91	3/16	273,108.72	3/16	273,332.17	3/16	273,555.23	3/16	273,777.97
1/4	272,667.76	1/4	272,891.91	1/4	273,115.71	1/4	273,339.15	1/4	273,562.19	1/4	273,784.93
5/16	272,674.77	5/16	272,898.91	5/16	273,122.70	5/16	273,346.12	5/16	273,569.16	5/16	273,791.88
3/8	272,681.78	3/8	272,905.91	3/8	273,129.69	3/8	273,353.09	3/8	273,576.12	3/8	273,798.83
7/16	272,688.79	7/16	272,912.90	7/16	273,136.67	7/16	273,360.06	7/16	273,583.09	7/16	273,805.79
1/2	272,695.80	1/2	272,919.90	1/2	273,143.66	1/2	273,367.03	1/2	273,590.05	1/2	273,812.74
9/16	272,702.81	9/16	272,926.90	9/16	273,150.65	9/16	273,374.01	9/16	273,597.02	9/16	273,819.69
5/8	272,709.82	5/8	272,933.90	5/8	273,157.63	5/8	273,380.98	5/8	273,603.98	5/8	273,826.65
11/16	272,716.82	11/16	272,940.90	11/16	273,164.62	11/16	273,387.95	11/16	273,610.95	11/16	273,833.60
3/4	272,723.83	3/4	272,947.89	3/4	273,171.61	3/4	273,394.92	3/4	273,617.91	3/4	273,840.55
13/16	272,730.84	13/16	272,954.89	13/16	273,178.59	13/16	273,401.89	13/16	273,624.88	13/16	273,847.51
7/8	272,737.85	7/8	272,961.89	7/8	273,185.58	7/8	273,408.87	7/8	273,631.84	7/8	273,854.46
15/16	272,744.86	15/16	272,968.89	15/16	273,192.57	15/16	273,415.84	15/16	273,638.81	15/16	273,861.41

This chart is Certified for Tank: 15 only. No changes are permissible without the written consent of GAUGE POINT CALIBRATION.

For calibration specification information, see certificate on page 1.

Tank No: 15
GAUGE POINT CALIBRATION
1-800-205-TANK

Red Hill, Pearl Harbor, Hawaii

Issue Date: 11/2/2005

Capacities given in barrels of 42 U.S. gallons.

Gauge Height: 257'-00 5/8"

in/in	212 FT	in/in	212 FT	in/in	212 FT	in/in	212 FT	in/in	212 FT	in/in	213 FT
2	273,868.37	4	274,090.60	6	274,312.45	8	274,533.93	10	274,755.03	0	274,975.73
1/16	273,875.32	1/16	274,097.53	1/16	274,319.38	1/16	274,540.84	1/16	274,761.93	1/16	274,982.62
1/8	273,882.26	1/8	274,104.47	1/8	274,326.30	1/8	274,547.76	1/8	274,768.83	1/8	274,989.51
3/16	273,889.21	3/16	274,111.41	3/16	274,333.23	3/16	274,554.67	3/16	274,775.73	3/16	274,996.40
1/4	273,896.16	1/4	274,118.34	1/4	274,340.15	1/4	274,561.58	1/4	274,782.63	1/4	275,003.29
5/16	273,903.11	5/16	274,125.28	5/16	274,347.08	5/16	274,568.49	5/16	274,789.53	5/16	275,010.17
3/8	273,910.05	3/8	274,132.21	3/8	274,354.00	3/8	274,575.41	3/8	274,796.43	3/8	275,017.06
7/16	273,917.00	7/16	274,139.15	7/16	274,360.92	7/16	274,582.32	7/16	274,803.33	7/16	275,023.95
1/2	273,923.95	1/2	274,146.09	1/2	274,367.85	1/2	274,589.23	1/2	274,810.23	1/2	275,030.84
9/16	273,930.90	9/16	274,153.02	9/16	274,374.77	9/16	274,596.14	9/16	274,817.13	9/16	275,037.73
5/8	273,937.84	5/8	274,159.96	5/8	274,381.70	5/8	274,603.06	5/8	274,824.03	5/8	275,044.61
11/16	273,944.79	11/16	274,166.89	11/16	274,388.62	11/16	274,609.97	11/16	274,830.93	11/16	275,051.50
3/4	273,951.74	3/4	274,173.83	3/4	274,395.54	3/4	274,616.88	3/4	274,837.83	3/4	275,058.39
13/16	273,958.69	13/16	274,180.76	13/16	274,402.47	13/16	274,623.79	13/16	274,844.73	13/16	275,065.28
7/8	273,965.63	7/8	274,187.70	7/8	274,409.39	7/8	274,630.70	7/8	274,851.63	7/8	275,072.16
15/16	273,972.58	15/16	274,194.64	15/16	274,416.32	15/16	274,637.62	15/16	274,858.53	15/16	275,079.05
3	273,979.53	5	274,201.57	7	274,423.24	9	274,644.53	11	274,865.43	1	275,085.94
1/16	273,986.47	1/16	274,208.50	1/16	274,430.16	1/16	274,651.43	1/16	274,872.32	1/16	275,092.82
1/8	273,993.41	1/8	274,215.43	1/8	274,437.08	1/8	274,658.34	1/8	274,879.22	1/8	275,099.70
3/16	274,000.35	3/16	274,222.36	3/16	274,444.00	3/16	274,665.25	3/16	274,886.11	3/16	275,106.59
1/4	274,007.30	1/4	274,229.29	1/4	274,450.91	1/4	274,672.15	1/4	274,893.01	1/4	275,113.47
5/16	274,014.24	5/16	274,236.22	5/16	274,457.83	5/16	274,679.06	5/16	274,899.90	5/16	275,120.35
3/8	274,021.18	3/8	274,243.15	3/8	274,464.75	3/8	274,685.97	3/8	274,906.79	3/8	275,127.23
7/16	274,028.12	7/16	274,250.08	7/16	274,471.67	7/16	274,692.87	7/16	274,913.69	7/16	275,134.11
1/2	274,035.06	1/2	274,257.01	1/2	274,478.59	1/2	274,699.78	1/2	274,920.58	1/2	275,140.99
9/16	274,042.00	9/16	274,263.94	9/16	274,485.51	9/16	274,706.68	9/16	274,927.48	9/16	275,147.88
5/8	274,048.95	5/8	274,270.87	5/8	274,492.42	5/8	274,713.59	5/8	274,934.37	5/8	275,154.76
11/16	274,055.89	11/16	274,277.80	11/16	274,499.34	11/16	274,720.50	11/16	274,941.26	11/16	275,161.64
3/4	274,062.83	3/4	274,284.73	3/4	274,506.26	3/4	274,727.40	3/4	274,948.16	3/4	275,168.52
13/16	274,069.77	13/16	274,291.66	13/16	274,513.18	13/16	274,734.31	13/16	274,955.05	13/16	275,175.40
7/8	274,076.71	7/8	274,298.59	7/8	274,520.10	7/8	274,741.22	7/8	274,961.95	7/8	275,182.28
15/16	274,083.66	15/16	274,305.52	15/16	274,527.01	15/16	274,748.12	15/16	274,968.84	15/16	275,189.17

This chart is Certified for Tank: 15 only. No changes are permissible without the written consent of GAUGE POINT CALIBRATION.

For calibration specification information, see certificate on page 1.

Tank No: 15
GAUGE POINT CALIBRATION
1-800-205-TANK

Red Hill, Pearl Harbor, Hawaii

Issue Date: 11/2/2005

Capacities given in barrels of 42 U.S. gallons.

Gauge Height: 257'-00 5/8"

in/in	213 FT	in/in	213 FT	in/in	213 FT	in/in	213 FT	in/in	213 FT	in/in	214 FT
2	275,196.05	4	275,415.96	6	275,635.47	8	275,854.57	10	276,073.26	0	276,291.52
1/16	275,202.92	1/16	275,422.82	1/16	275,642.32	1/16	275,861.41	1/16	276,080.08	1/16	276,298.34
1/8	275,209.80	1/8	275,429.69	1/8	275,649.17	1/8	275,868.25	1/8	276,086.91	1/8	276,305.15
3/16	275,216.67	3/16	275,436.55	3/16	275,656.02	3/16	275,875.08	3/16	276,093.73	3/16	276,311.96
1/4	275,223.55	1/4	275,443.41	1/4	275,662.87	1/4	275,881.92	1/4	276,100.55	1/4	276,318.77
5/16	275,230.42	5/16	275,450.28	5/16	275,669.72	5/16	275,888.76	5/16	276,107.38	5/16	276,325.58
3/8	275,237.30	3/8	275,457.14	3/8	275,676.57	3/8	275,895.59	3/8	276,114.20	3/8	276,332.39
7/16	275,244.18	7/16	275,464.00	7/16	275,683.42	7/16	275,902.43	7/16	276,121.03	7/16	276,339.20
1/2	275,251.05	1/2	275,470.86	1/2	275,690.27	1/2	275,909.27	1/2	276,127.85	1/2	276,346.01
9/16	275,257.93	9/16	275,477.73	9/16	275,697.12	9/16	275,916.11	9/16	276,134.67	9/16	276,352.82
5/8	275,264.80	5/8	275,484.59	5/8	275,703.97	5/8	275,922.94	5/8	276,141.50	5/8	276,359.63
11/16	275,271.68	11/16	275,491.45	11/16	275,710.82	11/16	275,929.78	11/16	276,148.32	11/16	276,366.44
3/4	275,278.55	3/4	275,498.32	3/4	275,717.67	3/4	275,936.62	3/4	276,155.15	3/4	276,373.25
13/16	275,285.43	13/16	275,505.18	13/16	275,724.52	13/16	275,943.46	13/16	276,161.97	13/16	276,380.07
7/8	275,292.30	7/8	275,512.04	7/8	275,731.37	7/8	275,950.29	7/8	276,168.80	7/8	276,386.88
15/16	275,299.18	15/16	275,518.90	15/16	275,738.22	15/16	275,957.13	15/16	276,175.62	15/16	276,393.69
3	275,306.05	5	275,525.77	7	275,745.07	9	275,963.97	11	276,182.44	1	276,400.50
1/16	275,312.92	1/16	275,532.62	1/16	275,751.92	1/16	275,970.80	1/16	276,189.26	1/16	276,407.30
1/8	275,319.79	1/8	275,539.48	1/8	275,758.76	1/8	275,977.63	1/8	276,196.08	1/8	276,414.11
3/16	275,326.66	3/16	275,546.34	3/16	275,765.60	3/16	275,984.46	3/16	276,202.90	3/16	276,420.91
1/4	275,333.53	1/4	275,553.19	1/4	275,772.45	1/4	275,991.29	1/4	276,209.71	1/4	276,427.72
5/16	275,340.40	5/16	275,560.05	5/16	275,779.29	5/16	275,998.12	5/16	276,216.53	5/16	276,434.52
3/8	275,347.27	3/8	275,566.91	3/8	275,786.14	3/8	276,004.95	3/8	276,223.35	3/8	276,441.32
7/16	275,354.14	7/16	275,573.76	7/16	275,792.98	7/16	276,011.78	7/16	276,230.17	7/16	276,448.13
1/2	275,361.01	1/2	275,580.62	1/2	275,799.82	1/2	276,018.61	1/2	276,236.98	1/2	276,454.93
9/16	275,367.88	9/16	275,587.48	9/16	275,806.67	9/16	276,025.44	9/16	276,243.80	9/16	276,461.74
5/8	275,374.75	5/8	275,594.33	5/8	275,813.51	5/8	276,032.27	5/8	276,250.62	5/8	276,468.54
11/16	275,381.62	11/16	275,601.19	11/16	275,820.35	11/16	276,039.10	11/16	276,257.44	11/16	276,475.34
3/4	275,388.48	3/4	275,608.05	3/4	275,827.20	3/4	276,045.94	3/4	276,264.25	3/4	276,482.15
13/16	275,395.35	13/16	275,614.90	13/16	275,834.04	13/16	276,052.77	13/16	276,271.07	13/16	276,488.95
7/8	275,402.22	7/8	275,621.76	7/8	275,840.88	7/8	276,059.60	7/8	276,277.89	7/8	276,495.76
15/16	275,409.09	15/16	275,628.61	15/16	275,847.73	15/16	276,066.43	15/16	276,284.71	15/16	276,502.56

This chart is Certified for Tank: 15 only. No changes are permissible without the written consent of GAUGE POINT CALIBRATION.

For calibration specification information, see certificate on page 1.

Tank No: 15
GAUGE POINT CALIBRATION
1-800-205-TANK

Red Hill, Pearl Harbor, Hawaii

Issue Date: 11/2/2005

Capacities given in barrels of 42 U.S. gallons.

Gauge Height: 257'-00 5/8"

in/in	214 FT	in/in	214 FT	in/in	214 FT	in/in	214 FT	in/in	214 FT	in/in	215 FT
2	276,509.37	4	276,726.78	6	276,943.75	8	277,160.29	10	277,376.38	0	277,592.02
1/16	276,516.16	1/16	276,733.56	1/16	276,950.52	1/16	277,167.05	1/16	277,383.12	1/16	277,598.75
1/8	276,522.96	1/8	276,740.35	1/8	276,957.29	1/8	277,173.80	1/8	277,389.86	1/8	277,605.48
3/16	276,529.76	3/16	276,747.13	3/16	276,964.06	3/16	277,180.56	3/16	277,396.61	3/16	277,612.20
1/4	276,536.56	1/4	276,753.91	1/4	276,970.83	1/4	277,187.32	1/4	277,403.35	1/4	277,618.93
5/16	276,543.35	5/16	276,760.70	5/16	276,977.60	5/16	277,194.07	5/16	277,410.09	5/16	277,625.66
3/8	276,550.15	3/8	276,767.48	3/8	276,984.38	3/8	277,200.83	3/8	277,416.83	3/8	277,632.39
7/16	276,556.95	7/16	276,774.26	7/16	276,991.15	7/16	277,207.58	7/16	277,423.58	7/16	277,639.12
1/2	276,563.75	1/2	276,781.05	1/2	276,997.92	1/2	277,214.34	1/2	277,430.32	1/2	277,645.84
9/16	276,570.54	9/16	276,787.83	9/16	277,004.69	9/16	277,221.10	9/16	277,437.06	9/16	277,652.57
5/8	276,577.34	5/8	276,794.62	5/8	277,011.46	5/8	277,227.85	5/8	277,443.80	5/8	277,659.30
11/16	276,584.14	11/16	276,801.40	11/16	277,018.23	11/16	277,234.61	11/16	277,450.55	11/16	277,666.03
3/4	276,590.94	3/4	276,808.18	3/4	277,025.00	3/4	277,241.37	3/4	277,457.29	3/4	277,672.76
13/16	276,597.73	13/16	276,814.97	13/16	277,031.77	13/16	277,248.12	13/16	277,464.03	13/16	277,679.48
7/8	276,604.53	7/8	276,821.75	7/8	277,038.54	7/8	277,254.88	7/8	277,470.77	7/8	277,686.21
15/16	276,611.33	15/16	276,828.54	15/16	277,045.31	15/16	277,261.63	15/16	277,477.51	15/16	277,692.94
3	276,618.13	5	276,835.32	7	277,052.08	9	277,268.39	11	277,484.26	1	277,699.67
1/16	276,624.92	1/16	276,842.10	1/16	277,058.84	1/16	277,275.14	1/16	277,490.99	1/16	277,706.39
1/8	276,631.71	1/8	276,848.87	1/8	277,065.60	1/8	277,281.89	1/8	277,497.73	1/8	277,713.11
3/16	276,638.50	3/16	276,855.65	3/16	277,072.37	3/16	277,288.64	3/16	277,504.46	3/16	277,719.83
1/4	276,645.29	1/4	276,862.43	1/4	277,079.13	1/4	277,295.39	1/4	277,511.20	1/4	277,726.55
5/16	276,652.08	5/16	276,869.21	5/16	277,085.89	5/16	277,302.14	5/16	277,517.93	5/16	277,733.27
3/8	276,658.87	3/8	276,875.98	3/8	277,092.66	3/8	277,308.89	3/8	277,524.67	3/8	277,739.99
7/16	276,665.66	7/16	276,882.76	7/16	277,099.42	7/16	277,315.64	7/16	277,531.40	7/16	277,746.72
1/2	276,672.45	1/2	276,889.54	1/2	277,106.18	1/2	277,322.39	1/2	277,538.14	1/2	277,753.44
9/16	276,679.24	9/16	276,896.31	9/16	277,112.95	9/16	277,329.13	9/16	277,544.87	9/16	277,760.16
5/8	276,686.03	5/8	276,903.09	5/8	277,119.71	5/8	277,335.88	5/8	277,551.61	5/8	277,766.88
11/16	276,692.82	11/16	276,909.87	11/16	277,126.47	11/16	277,342.63	11/16	277,558.34	11/16	277,773.60
3/4	276,699.61	3/4	276,916.65	3/4	277,133.24	3/4	277,349.38	3/4	277,565.08	3/4	277,780.32
13/16	276,706.41	13/16	276,923.42	13/16	277,140.00	13/16	277,356.13	13/16	277,571.81	13/16	277,787.04
7/8	276,713.20	7/8	276,930.20	7/8	277,146.76	7/8	277,362.88	7/8	277,578.55	7/8	277,793.76
15/16	276,719.99	15/16	276,936.98	15/16	277,153.53	15/16	277,369.63	15/16	277,585.28	15/16	277,800.48

This chart is Certified for Tank: 15 only. No changes are permissible without the written consent of GAUGE POINT CALIBRATION.

For calibration specification information, see certificate on page 1.

Tank No: 15
GAUGE POINT CALIBRATION
1-800-205-TANK

Red Hill, Pearl Harbor, Hawaii

Issue Date: 11/2/2005

Capacities given in barrels of 42 U.S. gallons.

Gauge Height: 257'-00 5/8"

in/in	215 FT	in/in	215 FT	in/in	215 FT	in/in	215 FT	in/in	215 FT	in/in	216 FT
2	277,807.20	4	278,021.93	6	278,236.18	8	278,449.97	10	278,663.28	0	278,876.10
1/16	277,813.92	1/16	278,028.63	1/16	278,242.87	1/16	278,456.64	1/16	278,669.93	1/16	278,882.74
1/8	277,820.63	1/8	278,035.32	1/8	278,249.55	1/8	278,463.31	1/8	278,676.58	1/8	278,889.38
3/16	277,827.34	3/16	278,042.02	3/16	278,256.24	3/16	278,469.98	3/16	278,683.24	3/16	278,896.02
1/4	277,834.06	1/4	278,048.72	1/4	278,262.92	1/4	278,476.65	1/4	278,689.89	1/4	278,902.66
5/16	277,840.77	5/16	278,055.42	5/16	278,269.61	5/16	278,483.32	5/16	278,696.55	5/16	278,909.30
3/8	277,847.49	3/8	278,062.12	3/8	278,276.29	3/8	278,489.99	3/8	278,703.20	3/8	278,915.94
7/16	277,854.20	7/16	278,068.82	7/16	278,282.97	7/16	278,496.65	7/16	278,709.86	7/16	278,922.58
1/2	277,860.91	1/2	278,075.52	1/2	278,289.66	1/2	278,503.32	1/2	278,716.51	1/2	278,929.22
9/16	277,867.63	9/16	278,082.22	9/16	278,296.34	9/16	278,509.99	9/16	278,723.17	9/16	278,935.86
5/8	277,874.34	5/8	278,088.92	5/8	278,303.03	5/8	278,516.66	5/8	278,729.82	5/8	278,942.50
11/16	277,881.05	11/16	278,095.62	11/16	278,309.71	11/16	278,523.33	11/16	278,736.48	11/16	278,949.14
3/4	277,887.77	3/4	278,102.32	3/4	278,316.40	3/4	278,530.00	3/4	278,743.13	3/4	278,955.78
13/16	277,894.48	13/16	278,109.02	13/16	278,323.08	13/16	278,536.67	13/16	278,749.79	13/16	278,962.41
7/8	277,901.20	7/8	278,115.71	7/8	278,329.77	7/8	278,543.34	7/8	278,756.44	7/8	278,969.05
15/16	277,907.91	15/16	278,122.41	15/16	278,336.45	15/16	278,550.01	15/16	278,763.09	15/16	278,975.69
3	277,914.62	5	278,129.11	7	278,343.13	9	278,556.68	11	278,769.75	1	278,982.33
1/16	277,921.33	1/16	278,135.80	1/16	278,349.81	1/16	278,563.34	1/16	278,776.40	1/16	278,988.96
1/8	277,928.04	1/8	278,142.50	1/8	278,356.49	1/8	278,570.01	1/8	278,783.04	1/8	278,995.60
3/16	277,934.74	3/16	278,149.19	3/16	278,363.17	3/16	278,576.67	3/16	278,789.69	3/16	279,002.23
1/4	277,941.45	1/4	278,155.88	1/4	278,369.84	1/4	278,583.33	1/4	278,796.34	1/4	279,008.86
5/16	277,948.16	5/16	278,162.57	5/16	278,376.52	5/16	278,589.99	5/16	278,802.98	5/16	279,015.49
3/8	277,954.86	3/8	278,169.26	3/8	278,383.20	3/8	278,596.65	3/8	278,809.63	3/8	279,022.12
7/16	277,961.57	7/16	278,175.96	7/16	278,389.87	7/16	278,603.32	7/16	278,816.28	7/16	279,028.76
1/2	277,968.27	1/2	278,182.65	1/2	278,396.55	1/2	278,609.98	1/2	278,822.93	1/2	279,035.39
9/16	277,974.98	9/16	278,189.34	9/16	278,403.23	9/16	278,616.64	9/16	278,829.57	9/16	279,042.02
5/8	277,981.69	5/8	278,196.03	5/8	278,409.91	5/8	278,623.30	5/8	278,836.22	5/8	279,048.65
11/16	277,988.39	11/16	278,202.72	11/16	278,416.58	11/16	278,629.97	11/16	278,842.87	11/16	279,055.28
3/4	277,995.10	3/4	278,209.42	3/4	278,423.26	3/4	278,636.63	3/4	278,849.51	3/4	279,061.91
13/16	278,001.81	13/16	278,216.11	13/16	278,429.94	13/16	278,643.29	13/16	278,856.16	13/16	279,068.55
7/8	278,008.51	7/8	278,222.80	7/8	278,436.61	7/8	278,649.95	7/8	278,862.81	7/8	279,075.18
15/16	278,015.22	15/16	278,229.49	15/16	278,443.29	15/16	278,656.61	15/16	278,869.46	15/16	279,081.81

This chart is Certified for Tank: 15 only. No changes are permissible without the written consent of GAUGE POINT CALIBRATION.

For calibration specification information, see certificate on page 1.

Tank No: 15
GAUGE POINT CALIBRATION
1-800-205-TANK

Red Hill, Pearl Harbor, Hawaii

Issue Date: 11/2/2005

Capacities given in barrels of 42 U.S. gallons.

Gauge Height: 257'-00 5/8"

in/in	216 FT	in/in	216 FT	in/in	216 FT	in/in	216 FT	in/in	216 FT	in/in	217 FT
2	279,088.44	4	279,300.29	6	279,511.64	8	279,722.49	10	279,932.83	0	280,142.65
1/16	279,095.07	1/16	279,306.90	1/16	279,518.23	1/16	279,729.06	1/16	279,939.39	1/16	280,149.20
1/8	279,101.69	1/8	279,313.51	1/8	279,524.82	1/8	279,735.64	1/8	279,945.95	1/8	280,155.74
3/16	279,108.31	3/16	279,320.11	3/16	279,531.42	3/16	279,742.22	3/16	279,952.51	3/16	280,162.29
1/4	279,114.94	1/4	279,326.72	1/4	279,538.01	1/4	279,748.79	1/4	279,959.07	1/4	280,168.83
5/16	279,121.56	5/16	279,333.33	5/16	279,544.60	5/16	279,755.37	5/16	279,965.63	5/16	280,175.38
3/8	279,128.19	3/8	279,339.94	3/8	279,551.20	3/8	279,761.95	3/8	279,972.19	3/8	280,181.92
7/16	279,134.81	7/16	279,346.55	7/16	279,557.79	7/16	279,768.53	7/16	279,978.75	7/16	280,188.47
1/2	279,141.43	1/2	279,353.16	1/2	279,564.38	1/2	279,775.10	1/2	279,985.31	1/2	280,195.01
9/16	279,148.06	9/16	279,359.77	9/16	279,570.98	9/16	279,781.68	9/16	279,991.88	9/16	280,201.56
5/8	279,154.68	5/8	279,366.37	5/8	279,577.57	5/8	279,788.26	5/8	279,998.44	5/8	280,208.10
11/16	279,161.31	11/16	279,372.98	11/16	279,584.16	11/16	279,794.83	11/16	280,005.00	11/16	280,214.65
3/4	279,167.93	3/4	279,379.59	3/4	279,590.75	3/4	279,801.41	3/4	280,011.56	3/4	280,221.19
13/16	279,174.55	13/16	279,386.20	13/16	279,597.35	13/16	279,807.99	13/16	280,018.12	13/16	280,227.74
7/8	279,181.18	7/8	279,392.81	7/8	279,603.94	7/8	279,814.57	7/8	280,024.68	7/8	280,234.28
15/16	279,187.80	15/16	279,399.42	15/16	279,610.53	15/16	279,821.14	15/16	280,031.24	15/16	280,240.83
3	279,194.43	5	279,406.03	7	279,617.13	9	279,827.72	11	280,037.80	1	280,247.37
1/16	279,201.04	1/16	279,412.63	1/16	279,623.71	1/16	279,834.29	1/16	280,044.36	1/16	280,253.91
1/8	279,207.66	1/8	279,419.23	1/8	279,630.30	1/8	279,840.86	1/8	280,050.91	1/8	280,260.45
3/16	279,214.28	3/16	279,425.83	3/16	279,636.88	3/16	279,847.43	3/16	280,057.46	3/16	280,266.98
1/4	279,220.89	1/4	279,432.43	1/4	279,643.47	1/4	279,854.00	1/4	280,064.02	1/4	280,273.52
5/16	279,227.51	5/16	279,439.03	5/16	279,650.05	5/16	279,860.57	5/16	280,070.57	5/16	280,280.06
3/8	279,234.13	3/8	279,445.63	3/8	279,656.64	3/8	279,867.13	3/8	280,077.12	3/8	280,286.59
7/16	279,240.74	7/16	279,452.23	7/16	279,663.22	7/16	279,873.70	7/16	280,083.67	7/16	280,293.13
1/2	279,247.36	1/2	279,458.83	1/2	279,669.81	1/2	279,880.27	1/2	280,090.23	1/2	280,299.67
9/16	279,253.97	9/16	279,465.43	9/16	279,676.39	9/16	279,886.84	9/16	280,096.78	9/16	280,306.20
5/8	279,260.59	5/8	279,472.03	5/8	279,682.98	5/8	279,893.41	5/8	280,103.33	5/8	280,312.74
11/16	279,267.21	11/16	279,478.63	11/16	279,689.56	11/16	279,899.98	11/16	280,109.89	11/16	280,319.28
3/4	279,273.82	3/4	279,485.24	3/4	279,696.15	3/4	279,906.55	3/4	280,116.44	3/4	280,325.81
13/16	279,280.44	13/16	279,491.84	13/16	279,702.73	13/16	279,913.12	13/16	280,122.99	13/16	280,332.35
7/8	279,287.06	7/8	279,498.44	7/8	279,709.32	7/8	279,919.69	7/8	280,129.55	7/8	280,338.89
15/16	279,293.67	15/16	279,505.04	15/16	279,715.90	15/16	279,926.26	15/16	280,136.10	15/16	280,345.42

This chart is Certified for Tank: 15 only. No changes are permissible without the written consent of GAUGE POINT CALIBRATION.

For calibration specification information, see certificate on page 1.

Tank No: 15
GAUGE POINT CALIBRATION
1-800-205-TANK

Red Hill, Pearl Harbor, Hawaii

Issue Date: 11/2/2005

Capacities given in barrels of 42 U.S. gallons.

Gauge Height: 257'-00 5/8"

in/in	217 FT	in/in	217 FT	in/in	217 FT	in/in	217 FT	in/in	217 FT	in/in	218 FT
2	280,351.96	4	280,560.75	6	280,769.00	8	280,976.73	10	281,183.91	0	281,390.55
1/16	280,358.49	1/16	280,567.26	1/16	280,775.50	1/16	280,983.20	1/16	281,190.37	1/16	281,397.00
1/8	280,365.02	1/8	280,573.77	1/8	280,781.99	1/8	280,989.68	1/8	281,196.83	1/8	281,403.44
3/16	280,371.55	3/16	280,580.28	3/16	280,788.49	3/16	280,996.16	3/16	281,203.30	3/16	281,409.88
1/4	280,378.08	1/4	280,586.79	1/4	280,794.99	1/4	281,002.64	1/4	281,209.76	1/4	281,416.33
5/16	280,384.60	5/16	280,593.31	5/16	280,801.48	5/16	281,009.12	5/16	281,216.22	5/16	281,422.77
3/8	280,391.13	3/8	280,599.82	3/8	280,807.98	3/8	281,015.60	3/8	281,222.68	3/8	281,429.22
7/16	280,397.66	7/16	280,606.33	7/16	280,814.47	7/16	281,022.08	7/16	281,229.14	7/16	281,435.66
1/2	280,404.19	1/2	280,612.84	1/2	280,820.97	1/2	281,028.56	1/2	281,235.60	1/2	281,442.11
9/16	280,410.72	9/16	280,619.36	9/16	280,827.46	9/16	281,035.03	9/16	281,242.07	9/16	281,448.55
5/8	280,417.25	5/8	280,625.87	5/8	280,833.96	5/8	281,041.51	5/8	281,248.53	5/8	281,455.00
11/16	280,423.78	11/16	280,632.38	11/16	280,840.45	11/16	281,047.99	11/16	281,254.99	11/16	281,461.44
3/4	280,430.30	3/4	280,638.89	3/4	280,846.95	3/4	281,054.47	3/4	281,261.45	3/4	281,467.89
13/16	280,436.83	13/16	280,645.40	13/16	280,853.44	13/16	281,060.95	13/16	281,267.91	13/16	281,474.33
7/8	280,443.36	7/8	280,651.92	7/8	280,859.94	7/8	281,067.43	7/8	281,274.38	7/8	281,480.78
15/16	280,449.89	15/16	280,658.43	15/16	280,866.44	15/16	281,073.91	15/16	281,280.84	15/16	281,487.22
3	280,456.42	5	280,664.94	7	280,872.93	9	281,080.39	11	281,287.30	1	281,493.67
1/16	280,462.94	1/16	280,671.44	1/16	280,879.42	1/16	281,086.86	1/16	281,293.75	1/16	281,500.10
1/8	280,469.46	1/8	280,677.95	1/8	280,885.91	1/8	281,093.33	1/8	281,300.21	1/8	281,506.54
3/16	280,475.98	3/16	280,684.45	3/16	280,892.39	3/16	281,099.80	3/16	281,306.66	3/16	281,512.97
1/4	280,482.50	1/4	280,690.96	1/4	280,898.88	1/4	281,106.27	1/4	281,313.11	1/4	281,519.41
5/16	280,489.02	5/16	280,697.46	5/16	280,905.37	5/16	281,112.74	5/16	281,319.57	5/16	281,525.85
3/8	280,495.54	3/8	280,703.96	3/8	280,911.85	3/8	281,119.21	3/8	281,326.02	3/8	281,532.28
7/16	280,502.06	7/16	280,710.47	7/16	280,918.34	7/16	281,125.68	7/16	281,332.47	7/16	281,538.72
1/2	280,508.58	1/2	280,716.97	1/2	280,924.83	1/2	281,132.15	1/2	281,338.92	1/2	281,545.15
9/16	280,515.10	9/16	280,723.48	9/16	280,931.32	9/16	281,138.62	9/16	281,345.38	9/16	281,551.59
5/8	280,521.62	5/8	280,729.98	5/8	280,937.80	5/8	281,145.09	5/8	281,351.83	5/8	281,558.03
11/16	280,528.14	11/16	280,736.48	11/16	280,944.29	11/16	281,151.56	11/16	281,358.28	11/16	281,564.46
3/4	280,534.66	3/4	280,742.99	3/4	280,950.78	3/4	281,158.03	3/4	281,364.74	3/4	281,570.90
13/16	280,541.18	13/16	280,749.49	13/16	280,957.26	13/16	281,164.50	13/16	281,371.19	13/16	281,577.33
7/8	280,547.71	7/8	280,756.00	7/8	280,963.75	7/8	281,170.97	7/8	281,377.64	7/8	281,583.77
15/16	280,554.23	15/16	280,762.50	15/16	280,970.24	15/16	281,177.44	15/16	281,384.10	15/16	281,590.21

This chart is Certified for Tank: 15 only. No changes are permissible without the written consent of GAUGE POINT CALIBRATION.

For calibration specification information, see certificate on page 1.

Tank No: 15
GAUGE POINT CALIBRATION
1-800-205-TANK

Red Hill, Pearl Harbor, Hawaii

Issue Date: 11/2/2005

Capacities given in barrels of 42 U.S. gallons.

Gauge Height: 257'-00 5/8"

in/in	218 FT	in/in	218 FT	in/in	218 FT	in/in	218 FT	in/in	218 FT	in/in	219 FT
2	281,596.64	4	281,802.18	6	282,007.16	8	282,211.57	10	282,415.41	0	282,618.68
1/16	281,603.07	1/16	281,808.59	1/16	282,013.55	1/16	282,217.94	1/16	282,421.77	1/16	282,625.02
1/8	281,609.50	1/8	281,815.00	1/8	282,019.94	1/8	282,224.32	1/8	282,428.12	1/8	282,631.36
3/16	281,615.92	3/16	281,821.41	3/16	282,026.33	3/16	282,230.69	3/16	282,434.48	3/16	282,637.69
1/4	281,622.35	1/4	281,827.82	1/4	282,032.73	1/4	282,237.07	1/4	282,440.84	1/4	282,644.03
5/16	281,628.78	5/16	281,834.23	5/16	282,039.12	5/16	282,243.44	5/16	282,447.19	5/16	282,650.37
3/8	281,635.21	3/8	281,840.64	3/8	282,045.51	3/8	282,249.82	3/8	282,453.55	3/8	282,656.71
7/16	281,641.63	7/16	281,847.05	7/16	282,051.90	7/16	282,256.19	7/16	282,459.91	7/16	282,663.05
1/2	281,648.06	1/2	281,853.46	1/2	282,058.29	1/2	282,262.57	1/2	282,466.26	1/2	282,669.39
9/16	281,654.49	9/16	281,859.87	9/16	282,064.69	9/16	282,268.94	9/16	282,472.62	9/16	282,675.73
5/8	281,660.92	5/8	281,866.28	5/8	282,071.08	5/8	282,275.31	5/8	282,478.98	5/8	282,682.06
11/16	281,667.34	11/16	281,872.69	11/16	282,077.47	11/16	282,281.69	11/16	282,485.33	11/16	282,688.40
3/4	281,673.77	3/4	281,879.10	3/4	282,083.86	3/4	282,288.06	3/4	282,491.69	3/4	282,694.74
13/16	281,680.20	13/16	281,885.51	13/16	282,090.26	13/16	282,294.44	13/16	282,498.05	13/16	282,701.08
7/8	281,686.63	7/8	281,891.92	7/8	282,096.65	7/8	282,300.81	7/8	282,504.40	7/8	282,707.42
15/16	281,693.05	15/16	281,898.33	15/16	282,103.04	15/16	282,307.19	15/16	282,510.76	15/16	282,713.76
3	281,699.48	5	281,904.74	7	282,109.43	9	282,313.56	11	282,517.12	1	282,720.10
1/16	281,705.90	1/16	281,911.14	1/16	282,115.82	1/16	282,319.93	1/16	282,523.47	1/16	282,726.43
1/8	281,712.32	1/8	281,917.54	1/8	282,122.20	1/8	282,326.29	1/8	282,529.81	1/8	282,732.75
3/16	281,718.74	3/16	281,923.94	3/16	282,128.58	3/16	282,332.66	3/16	282,536.16	3/16	282,739.08
1/4	281,725.15	1/4	281,930.34	1/4	282,134.97	1/4	282,339.02	1/4	282,542.51	1/4	282,745.41
5/16	281,731.57	5/16	281,936.74	5/16	282,141.35	5/16	282,345.39	5/16	282,548.86	5/16	282,751.74
3/8	281,737.99	3/8	281,943.14	3/8	282,147.73	3/8	282,351.76	3/8	282,555.20	3/8	282,758.07
7/16	281,744.41	7/16	281,949.55	7/16	282,154.12	7/16	282,358.12	7/16	282,561.55	7/16	282,764.40
1/2	281,750.83	1/2	281,955.95	1/2	282,160.50	1/2	282,364.49	1/2	282,567.90	1/2	282,770.73
9/16	281,757.25	9/16	281,962.35	9/16	282,166.88	9/16	282,370.85	9/16	282,574.25	9/16	282,777.06
5/8	281,763.67	5/8	281,968.75	5/8	282,173.27	5/8	282,377.22	5/8	282,580.59	5/8	282,783.39
11/16	281,770.09	11/16	281,975.15	11/16	282,179.65	11/16	282,383.58	11/16	282,586.94	11/16	282,789.72
3/4	281,776.50	3/4	281,981.55	3/4	282,186.03	3/4	282,389.95	3/4	282,593.29	3/4	282,796.05
13/16	281,782.92	13/16	281,987.95	13/16	282,192.42	13/16	282,396.31	13/16	282,599.64	13/16	282,802.38
7/8	281,789.34	7/8	281,994.35	7/8	282,198.80	7/8	282,402.68	7/8	282,605.98	7/8	282,808.71
15/16	281,795.76	15/16	282,000.76	15/16	282,205.19	15/16	282,409.05	15/16	282,612.33	15/16	282,815.04

This chart is Certified for Tank: 15 only. No changes are permissible without the written consent of GAUGE POINT CALIBRATION.

For calibration specification information, see certificate on page 1.

Tank No: 15
GAUGE POINT CALIBRATION
1-800-205-TANK

Red Hill, Pearl Harbor, Hawaii

Issue Date: 11/2/2005

Capacities given in barrels of 42 U.S. gallons.

Gauge Height: 257'-00 5/8"

in/in	219 FT	in/in	219 FT	in/in	219 FT	in/in	219 FT	in/in	219 FT	in/in	220 FT
2	282,821.37	4	283,023.47	6	283,224.98	8	283,425.89	10	283,626.21	0	283,825.92
1/16	282,827.69	1/16	283,029.77	1/16	283,231.26	1/16	283,432.16	1/16	283,632.46	1/16	283,832.14
1/8	282,834.01	1/8	283,036.07	1/8	283,237.55	1/8	283,438.42	1/8	283,638.70	1/8	283,838.37
3/16	282,840.33	3/16	283,042.37	3/16	283,243.83	3/16	283,444.69	3/16	283,644.95	3/16	283,844.60
1/4	282,846.65	1/4	283,048.68	1/4	283,250.11	1/4	283,450.95	1/4	283,651.19	1/4	283,850.82
5/16	282,852.97	5/16	283,054.98	5/16	283,256.40	5/16	283,457.22	5/16	283,657.44	5/16	283,857.05
3/8	282,859.29	3/8	283,061.28	3/8	283,262.68	3/8	283,463.48	3/8	283,663.68	3/8	283,863.28
7/16	282,865.61	7/16	283,067.58	7/16	283,268.96	7/16	283,469.75	7/16	283,669.93	7/16	283,869.50
1/2	282,871.93	1/2	283,073.88	1/2	283,275.25	1/2	283,476.01	1/2	283,676.17	1/2	283,875.73
9/16	282,878.25	9/16	283,080.19	9/16	283,281.53	9/16	283,482.28	9/16	283,682.42	9/16	283,881.96
5/8	282,884.57	5/8	283,086.49	5/8	283,287.81	5/8	283,488.54	5/8	283,688.67	5/8	283,888.18
11/16	282,890.89	11/16	283,092.79	11/16	283,294.10	11/16	283,494.80	11/16	283,694.91	11/16	283,894.41
3/4	282,897.21	3/4	283,099.09	3/4	283,300.38	3/4	283,501.07	3/4	283,701.16	3/4	283,900.64
13/16	282,903.53	13/16	283,105.39	13/16	283,306.66	13/16	283,507.33	13/16	283,707.40	13/16	283,906.86
7/8	282,909.85	7/8	283,111.69	7/8	283,312.95	7/8	283,513.60	7/8	283,713.65	7/8	283,913.09
15/16	282,916.17	15/16	283,118.00	15/16	283,319.23	15/16	283,519.86	15/16	283,719.89	15/16	283,919.32
3	282,922.49	5	283,124.30	7	283,325.51	9	283,526.13	11	283,726.14	1	283,925.54
1/16	282,928.80	1/16	283,130.59	1/16	283,331.79	1/16	283,532.38	1/16	283,732.38	1/16	283,931.76
1/8	282,935.11	1/8	283,136.88	1/8	283,338.06	1/8	283,538.64	1/8	283,738.61	1/8	283,937.98
3/16	282,941.42	3/16	283,143.18	3/16	283,344.33	3/16	283,544.89	3/16	283,744.85	3/16	283,944.19
1/4	282,947.74	1/4	283,149.47	1/4	283,350.61	1/4	283,551.15	1/4	283,751.08	1/4	283,950.41
5/16	282,954.05	5/16	283,155.76	5/16	283,356.88	5/16	283,557.40	5/16	283,757.32	5/16	283,956.63
3/8	282,960.36	3/8	283,162.05	3/8	283,363.16	3/8	283,563.66	3/8	283,763.56	3/8	283,962.84
7/16	282,966.67	7/16	283,168.35	7/16	283,369.43	7/16	283,569.91	7/16	283,769.79	7/16	283,969.06
1/2	282,972.98	1/2	283,174.64	1/2	283,375.70	1/2	283,576.17	1/2	283,776.03	1/2	283,975.28
9/16	282,979.29	9/16	283,180.93	9/16	283,381.98	9/16	283,582.42	9/16	283,782.26	9/16	283,981.50
5/8	282,985.60	5/8	283,187.22	5/8	283,388.25	5/8	283,588.68	5/8	283,788.50	5/8	283,987.71
11/16	282,991.91	11/16	283,193.52	11/16	283,394.53	11/16	283,594.93	11/16	283,794.74	11/16	283,993.93
3/4	282,998.22	3/4	283,199.81	3/4	283,400.80	3/4	283,601.19	3/4	283,800.97	3/4	284,000.15
13/16	283,004.53	13/16	283,206.10	13/16	283,407.07	13/16	283,607.44	13/16	283,807.21	13/16	284,006.36
7/8	283,010.85	7/8	283,212.39	7/8	283,413.35	7/8	283,613.70	7/8	283,813.45	7/8	284,012.58
15/16	283,017.16	15/16	283,218.69	15/16	283,419.62	15/16	283,619.95	15/16	283,819.68	15/16	284,018.80

This chart is Certified for Tank: 15 only. No changes are permissible without the written consent of GAUGE POINT CALIBRATION.

For calibration specification information, see certificate on page 1.

Tank No: 15
GAUGE POINT CALIBRATION
1-800-205-TANK

Red Hill, Pearl Harbor, Hawaii

Issue Date: 11/2/2005

Capacities given in barrels of 42 U.S. gallons.

Gauge Height: 257'-00 5/8"

in/in	220 FT	in/in	220 FT	in/in	220 FT	in/in	220 FT	in/in	220 FT	in/in	221 FT
2	284,025.01	4	284,223.50	6	284,421.35	8	284,618.59	10	284,815.19	0	285,011.15
1/16	284,031.22	1/16	284,229.68	1/16	284,427.52	1/16	284,624.73	1/16	284,821.31	1/16	285,017.26
1/8	284,037.43	1/8	284,235.87	1/8	284,433.69	1/8	284,630.88	1/8	284,827.44	1/8	285,023.37
3/16	284,043.64	3/16	284,242.06	3/16	284,439.86	3/16	284,637.03	3/16	284,833.57	3/16	285,029.47
1/4	284,049.84	1/4	284,248.25	1/4	284,446.03	1/4	284,643.18	1/4	284,839.70	1/4	285,035.58
5/16	284,056.05	5/16	284,254.43	5/16	284,452.20	5/16	284,649.33	5/16	284,845.83	5/16	285,041.69
3/8	284,062.26	3/8	284,260.62	3/8	284,458.36	3/8	284,655.48	3/8	284,851.96	3/8	285,047.80
7/16	284,068.47	7/16	284,266.81	7/16	284,464.53	7/16	284,661.63	7/16	284,858.09	7/16	285,053.91
1/2	284,074.67	1/2	284,273.00	1/2	284,470.70	1/2	284,667.78	1/2	284,864.22	1/2	285,060.02
9/16	284,080.88	9/16	284,279.19	9/16	284,476.87	9/16	284,673.92	9/16	284,870.34	9/16	285,066.13
5/8	284,087.09	5/8	284,285.37	5/8	284,483.04	5/8	284,680.07	5/8	284,876.47	5/8	285,072.24
11/16	284,093.30	11/16	284,291.56	11/16	284,489.21	11/16	284,686.22	11/16	284,882.60	11/16	285,078.34
3/4	284,099.50	3/4	284,297.75	3/4	284,495.37	3/4	284,692.37	3/4	284,888.73	3/4	285,084.45
13/16	284,105.71	13/16	284,303.94	13/16	284,501.54	13/16	284,698.52	13/16	284,894.86	13/16	285,090.56
7/8	284,111.92	7/8	284,310.13	7/8	284,507.71	7/8	284,704.67	7/8	284,900.99	7/8	285,096.67
15/16	284,118.12	15/16	284,316.31	15/16	284,513.88	15/16	284,710.82	15/16	284,907.12	15/16	285,102.78
3	284,124.33	5	284,322.50	7	284,520.05	9	284,716.96	11	284,913.25	1	285,108.89
1/16	284,130.53	1/16	284,328.68	1/16	284,526.21	1/16	284,723.10	1/16	284,919.37	1/16	285,114.99
1/8	284,136.73	1/8	284,334.86	1/8	284,532.37	1/8	284,729.24	1/8	284,925.48	1/8	285,121.09
3/16	284,142.93	3/16	284,341.04	3/16	284,538.52	3/16	284,735.38	3/16	284,931.60	3/16	285,127.18
1/4	284,149.12	1/4	284,347.22	1/4	284,544.68	1/4	284,741.52	1/4	284,937.72	1/4	285,133.28
5/16	284,155.32	5/16	284,353.39	5/16	284,550.84	5/16	284,747.66	5/16	284,943.84	5/16	285,139.38
3/8	284,161.52	3/8	284,359.57	3/8	284,557.00	3/8	284,753.80	3/8	284,949.96	3/8	285,145.48
7/16	284,167.72	7/16	284,365.75	7/16	284,563.16	7/16	284,759.94	7/16	284,956.08	7/16	285,151.58
1/2	284,173.91	1/2	284,371.93	1/2	284,569.32	1/2	284,766.07	1/2	284,962.20	1/2	285,157.68
9/16	284,180.11	9/16	284,378.11	9/16	284,575.48	9/16	284,772.21	9/16	284,968.32	9/16	285,163.78
5/8	284,186.31	5/8	284,384.28	5/8	284,581.63	5/8	284,778.35	5/8	284,974.43	5/8	285,169.88
11/16	284,192.51	11/16	284,390.46	11/16	284,587.79	11/16	284,784.49	11/16	284,980.55	11/16	285,175.97
3/4	284,198.70	3/4	284,396.64	3/4	284,593.95	3/4	284,790.63	3/4	284,986.67	3/4	285,182.07
13/16	284,204.90	13/16	284,402.82	13/16	284,600.11	13/16	284,796.77	13/16	284,992.79	13/16	285,188.17
7/8	284,211.10	7/8	284,409.00	7/8	284,606.27	7/8	284,802.91	7/8	284,998.91	7/8	285,194.27
15/16	284,217.30	15/16	284,415.18	15/16	284,612.43	15/16	284,809.05	15/16	285,005.03	15/16	285,200.37

This chart is Certified for Tank: 15 only. No changes are permissible without the written consent of GAUGE POINT CALIBRATION.

For calibration specification information, see certificate on page 1.

Tank No: 15
GAUGE POINT CALIBRATION
1-800-205-TANK

Red Hill, Pearl Harbor, Hawaii

Issue Date: 11/2/2005

Capacities given in barrels of 42 U.S. gallons.

Gauge Height: 257'-00 5/8"

in/in	221 FT	in/in	221 FT	in/in	221 FT	in/in	221 FT	in/in	221 FT	in/in	222 FT
2	285,206.47	4	285,401.14	6	285,595.16	8	285,788.52	10	285,981.16	0	286,173.19
1/16	285,212.56	1/16	285,407.21	1/16	285,601.21	1/16	285,794.55	1/16	285,987.16	1/16	286,179.17
1/8	285,218.64	1/8	285,413.28	1/8	285,607.26	1/8	285,800.58	1/8	285,993.17	1/8	286,185.16
3/16	285,224.73	3/16	285,419.34	3/16	285,613.30	3/16	285,806.60	3/16	285,999.17	3/16	286,191.14
1/4	285,230.82	1/4	285,425.41	1/4	285,619.35	1/4	285,812.63	1/4	286,005.18	1/4	286,197.13
5/16	285,236.91	5/16	285,431.48	5/16	285,625.40	5/16	285,818.66	5/16	286,011.19	5/16	286,203.11
3/8	285,243.00	3/8	285,437.55	3/8	285,631.45	3/8	285,824.68	3/8	286,017.19	3/8	286,209.10
7/16	285,249.09	7/16	285,443.62	7/16	285,637.49	7/16	285,830.71	7/16	286,023.20	7/16	286,215.08
1/2	285,255.18	1/2	285,449.69	1/2	285,643.54	1/2	285,836.74	1/2	286,029.21	1/2	286,221.07
9/16	285,261.27	9/16	285,455.75	9/16	285,649.59	9/16	285,842.76	9/16	286,035.21	9/16	286,227.05
5/8	285,267.35	5/8	285,461.82	5/8	285,655.64	5/8	285,848.79	5/8	286,041.22	5/8	286,233.04
11/16	285,273.44	11/16	285,467.89	11/16	285,661.68	11/16	285,854.82	11/16	286,047.22	11/16	286,239.02
3/4	285,279.53	3/4	285,473.96	3/4	285,667.73	3/4	285,860.85	3/4	286,053.23	3/4	286,245.01
13/16	285,285.62	13/16	285,480.03	13/16	285,673.78	13/16	285,866.87	13/16	286,059.24	13/16	286,250.99
7/8	285,291.71	7/8	285,486.10	7/8	285,679.83	7/8	285,872.90	7/8	286,065.24	7/8	286,256.98
15/16	285,297.80	15/16	285,492.16	15/16	285,685.88	15/16	285,878.93	15/16	286,071.25	15/16	286,262.96
3	285,303.89	5	285,498.23	7	285,691.92	9	285,884.95	11	286,077.26	1	286,268.95
1/16	285,309.96	1/16	285,504.29	1/16	285,697.96	1/16	285,890.97	1/16	286,083.25	1/16	286,274.92
1/8	285,316.04	1/8	285,510.35	1/8	285,704.00	1/8	285,896.98	1/8	286,089.25	1/8	286,280.90
3/16	285,322.12	3/16	285,516.41	3/16	285,710.04	3/16	285,902.99	3/16	286,095.24	3/16	286,286.87
1/4	285,328.20	1/4	285,522.46	1/4	285,716.07	1/4	285,909.00	1/4	286,101.24	1/4	286,292.85
5/16	285,334.28	5/16	285,528.52	5/16	285,722.11	5/16	285,915.02	5/16	286,107.23	5/16	286,298.82
3/8	285,340.36	3/8	285,534.58	3/8	285,728.15	3/8	285,921.03	3/8	286,113.23	3/8	286,304.80
7/16	285,346.43	7/16	285,540.64	7/16	285,734.18	7/16	285,927.04	7/16	286,119.23	7/16	286,310.77
1/2	285,352.51	1/2	285,546.70	1/2	285,740.22	1/2	285,933.06	1/2	286,125.22	1/2	286,316.75
9/16	285,358.59	9/16	285,552.75	9/16	285,746.26	9/16	285,939.07	9/16	286,131.22	9/16	286,322.72
5/8	285,364.67	5/8	285,558.81	5/8	285,752.30	5/8	285,945.08	5/8	286,137.21	5/8	286,328.70
11/16	285,370.75	11/16	285,564.87	11/16	285,758.33	11/16	285,951.09	11/16	286,143.21	11/16	286,334.67
3/4	285,376.83	3/4	285,570.93	3/4	285,764.37	3/4	285,957.11	3/4	286,149.20	3/4	286,340.64
13/16	285,382.90	13/16	285,576.99	13/16	285,770.41	13/16	285,963.12	13/16	286,155.20	13/16	286,346.62
7/8	285,388.98	7/8	285,583.04	7/8	285,776.45	7/8	285,969.13	7/8	286,161.20	7/8	286,352.59
15/16	285,395.06	15/16	285,589.10	15/16	285,782.48	15/16	285,975.14	15/16	286,167.19	15/16	286,358.57

This chart is Certified for Tank: 15 only. No changes are permissible without the written consent of GAUGE POINT CALIBRATION.

For calibration specification information, see certificate on page 1.

Tank No: 15
GAUGE POINT CALIBRATION
1-800-205-TANK

Red Hill, Pearl Harbor, Hawaii

Issue Date: 11/2/2005

Capacities given in barrels of 42 U.S. gallons.

Gauge Height: 257'-00 5/8"

in/in	222 FT	in/in	222 FT	in/in	222 FT	in/in	222 FT	in/in	222 FT	in/in	223 FT
2	286,364.54	4	286,555.22	6	286,745.22	8	286,934.52	10	287,123.13	0	287,311.04
1/16	286,370.51	1/16	286,561.16	1/16	286,751.14	1/16	286,940.42	1/16	287,129.01	1/16	287,316.90
1/8	286,376.47	1/8	286,567.11	1/8	286,757.06	1/8	286,946.32	1/8	287,134.89	1/8	287,322.75
3/16	286,382.44	3/16	286,573.05	3/16	286,762.98	3/16	286,952.22	3/16	287,140.76	3/16	287,328.61
1/4	286,388.40	1/4	286,578.99	1/4	286,768.90	1/4	286,958.12	1/4	287,146.64	1/4	287,334.46
5/16	286,394.36	5/16	286,584.93	5/16	286,774.82	5/16	286,964.02	5/16	287,152.52	5/16	287,340.32
3/8	286,400.33	3/8	286,590.88	3/8	286,780.74	3/8	286,969.92	3/8	287,158.40	3/8	287,346.18
7/16	286,406.29	7/16	286,596.82	7/16	286,786.66	7/16	286,975.82	7/16	287,164.27	7/16	287,352.03
1/2	286,412.26	1/2	286,602.76	1/2	286,792.58	1/2	286,981.72	1/2	287,170.15	1/2	287,357.89
9/16	286,418.22	9/16	286,608.71	9/16	286,798.51	9/16	286,987.62	9/16	287,176.03	9/16	287,363.74
5/8	286,424.18	5/8	286,614.65	5/8	286,804.43	5/8	286,993.52	5/8	287,181.91	5/8	287,369.60
11/16	286,430.15	11/16	286,620.59	11/16	286,810.35	11/16	286,999.41	11/16	287,187.79	11/16	287,375.46
3/4	286,436.11	3/4	286,626.53	3/4	286,816.27	3/4	287,005.31	3/4	287,193.66	3/4	287,381.31
13/16	286,442.08	13/16	286,632.48	13/16	286,822.19	13/16	287,011.21	13/16	287,199.54	13/16	287,387.17
7/8	286,448.04	7/8	286,638.42	7/8	286,828.11	7/8	287,017.11	7/8	287,205.42	7/8	287,393.02
15/16	286,454.00	15/16	286,644.36	15/16	286,834.03	15/16	287,023.01	15/16	287,211.30	15/16	287,398.88
3	286,459.97	5	286,650.30	7	286,839.95	9	287,028.91	11	287,217.17	1	287,404.73
1/16	286,465.92	1/16	286,656.24	1/16	286,845.86	1/16	287,034.80	1/16	287,223.04	1/16	287,410.58
1/8	286,471.87	1/8	286,662.17	1/8	286,851.77	1/8	287,040.69	1/8	287,228.91	1/8	287,416.42
3/16	286,477.83	3/16	286,668.10	3/16	286,857.69	3/16	287,046.58	3/16	287,234.77	3/16	287,422.27
1/4	286,483.78	1/4	286,674.03	1/4	286,863.60	1/4	287,052.47	1/4	287,240.64	1/4	287,428.11
5/16	286,489.73	5/16	286,679.96	5/16	286,869.51	5/16	287,058.36	5/16	287,246.51	5/16	287,433.96
3/8	286,495.69	3/8	286,685.90	3/8	286,875.42	3/8	287,064.24	3/8	287,252.37	3/8	287,439.80
7/16	286,501.64	7/16	286,691.83	7/16	286,881.33	7/16	287,070.13	7/16	287,258.24	7/16	287,445.65
1/2	286,507.59	1/2	286,697.76	1/2	286,887.24	1/2	287,076.02	1/2	287,264.11	1/2	287,451.49
9/16	286,513.55	9/16	286,703.69	9/16	286,893.15	9/16	287,081.91	9/16	287,269.97	9/16	287,457.34
5/8	286,519.50	5/8	286,709.62	5/8	286,899.06	5/8	287,087.80	5/8	287,275.84	5/8	287,463.18
11/16	286,525.45	11/16	286,715.56	11/16	286,904.97	11/16	287,093.69	11/16	287,281.71	11/16	287,469.03
3/4	286,531.41	3/4	286,721.49	3/4	286,910.88	3/4	287,099.58	3/4	287,287.58	3/4	287,474.87
13/16	286,537.36	13/16	286,727.42	13/16	286,916.79	13/16	287,105.46	13/16	287,293.44	13/16	287,480.71
7/8	286,543.31	7/8	286,733.35	7/8	286,922.70	7/8	287,111.35	7/8	287,299.31	7/8	287,486.56
15/16	286,549.27	15/16	286,739.28	15/16	286,928.61	15/16	287,117.24	15/16	287,305.18	15/16	287,492.40

This chart is Certified for Tank: 15 only. No changes are permissible without the written consent of GAUGE POINT CALIBRATION.

For calibration specification information, see certificate on page 1.

Tank No: 15
GAUGE POINT CALIBRATION
1-800-205-TANK

Red Hill, Pearl Harbor, Hawaii

Issue Date: 11/2/2005

Capacities given in barrels of 42 U.S. gallons.

Gauge Height: 257'-00 5/8"

in/in	223 FT	in/in	223 FT	in/in	223 FT	in/in	223 FT	in/in	223 FT	in/in	224 FT
2	287,498.25	4	287,684.75	6	287,870.53	8	288,055.59	10	288,239.93	0	288,423.53
1/16	287,504.08	1/16	287,690.56	1/16	287,876.32	1/16	288,061.36	1/16	288,245.67	1/16	288,429.25
1/8	287,509.92	1/8	287,696.37	1/8	287,882.11	1/8	288,067.12	1/8	288,251.41	1/8	288,434.97
3/16	287,515.75	3/16	287,702.18	3/16	287,887.89	3/16	288,072.89	3/16	288,257.16	3/16	288,440.69
1/4	287,521.58	1/4	287,707.99	1/4	287,893.68	1/4	288,078.65	1/4	288,262.90	1/4	288,446.41
5/16	287,527.42	5/16	287,713.80	5/16	287,899.47	5/16	288,084.42	5/16	288,268.64	5/16	288,452.13
3/8	287,533.25	3/8	287,719.61	3/8	287,905.26	3/8	288,090.19	3/8	288,274.39	3/8	288,457.85
7/16	287,539.08	7/16	287,725.42	7/16	287,911.05	7/16	288,095.95	7/16	288,280.13	7/16	288,463.57
1/2	287,544.92	1/2	287,731.24	1/2	287,916.84	1/2	288,101.72	1/2	288,285.87	1/2	288,469.30
9/16	287,550.75	9/16	287,737.05	9/16	287,922.63	9/16	288,107.49	9/16	288,291.62	9/16	288,475.02
5/8	287,556.58	5/8	287,742.86	5/8	287,928.42	5/8	288,113.25	5/8	288,297.36	5/8	288,480.74
11/16	287,562.42	11/16	287,748.67	11/16	287,934.20	11/16	288,119.02	11/16	288,303.10	11/16	288,486.46
3/4	287,568.25	3/4	287,754.48	3/4	287,939.99	3/4	288,124.78	3/4	288,308.85	3/4	288,492.18
13/16	287,574.09	13/16	287,760.29	13/16	287,945.78	13/16	288,130.55	13/16	288,314.59	13/16	288,497.90
7/8	287,579.92	7/8	287,766.10	7/8	287,951.57	7/8	288,136.32	7/8	288,320.33	7/8	288,503.62
15/16	287,585.75	15/16	287,771.91	15/16	287,957.36	15/16	288,142.08	15/16	288,326.08	15/16	288,509.34
3	287,591.59	5	287,777.73	7	287,963.15	9	288,147.85	11	288,331.82	1	288,515.06
1/16	287,597.41	1/16	287,783.53	1/16	287,968.93	1/16	288,153.60	1/16	288,337.55	1/16	288,520.77
1/8	287,603.23	1/8	287,789.33	1/8	287,974.70	1/8	288,159.36	1/8	288,343.28	1/8	288,526.48
3/16	287,609.05	3/16	287,795.13	3/16	287,980.48	3/16	288,165.11	3/16	288,349.02	3/16	288,532.19
1/4	287,614.88	1/4	287,800.93	1/4	287,986.26	1/4	288,170.87	1/4	288,354.75	1/4	288,537.89
5/16	287,620.70	5/16	287,806.73	5/16	287,992.04	5/16	288,176.62	5/16	288,360.48	5/16	288,543.60
3/8	287,626.52	3/8	287,812.53	3/8	287,997.81	3/8	288,182.38	3/8	288,366.21	3/8	288,549.31
7/16	287,632.34	7/16	287,818.33	7/16	288,003.59	7/16	288,188.13	7/16	288,371.94	7/16	288,555.02
1/2	287,638.17	1/2	287,824.13	1/2	288,009.37	1/2	288,193.89	1/2	288,377.68	1/2	288,560.73
9/16	287,643.99	9/16	287,829.93	9/16	288,015.15	9/16	288,199.64	9/16	288,383.41	9/16	288,566.44
5/8	287,649.81	5/8	287,835.73	5/8	288,020.92	5/8	288,205.40	5/8	288,389.14	5/8	288,572.15
11/16	287,655.63	11/16	287,841.53	11/16	288,026.70	11/16	288,211.15	11/16	288,394.87	11/16	288,577.86
3/4	287,661.46	3/4	287,847.33	3/4	288,032.48	3/4	288,216.91	3/4	288,400.60	3/4	288,583.57
13/16	287,667.28	13/16	287,853.13	13/16	288,038.26	13/16	288,222.66	13/16	288,406.34	13/16	288,589.28
7/8	287,673.10	7/8	287,858.93	7/8	288,044.03	7/8	288,228.42	7/8	288,412.07	7/8	288,594.98
15/16	287,678.92	15/16	287,864.73	15/16	288,049.81	15/16	288,234.17	15/16	288,417.80	15/16	288,600.69

This chart is Certified for Tank: 15 only. No changes are permissible without the written consent of GAUGE POINT CALIBRATION.

For calibration specification information, see certificate on page 1.

Tank No: 15
GAUGE POINT CALIBRATION
1-800-205-TANK

Red Hill, Pearl Harbor, Hawaii

Issue Date: 11/2/2005

Capacities given in barrels of 42 U.S. gallons.

Gauge Height: 257'-00 5/8"

in/in	224 FT	in/in	224 FT	in/in	224 FT	in/in	224 FT	in/in	224 FT	in/in	225 FT
2	288,606.40	4	288,788.53	6	288,969.91	8	289,150.55	10	289,330.42	0	289,509.54
1/16	288,612.10	1/16	288,794.21	1/16	288,975.57	1/16	289,156.17	1/16	289,336.03	1/16	289,515.12
1/8	288,617.80	1/8	288,799.88	1/8	288,981.22	1/8	289,161.80	1/8	289,341.63	1/8	289,520.69
3/16	288,623.49	3/16	288,805.55	3/16	288,986.87	3/16	289,167.43	3/16	289,347.23	3/16	289,526.27
1/4	288,629.19	1/4	288,811.23	1/4	288,992.52	1/4	289,173.05	1/4	289,352.84	1/4	289,531.85
5/16	288,634.89	5/16	288,816.90	5/16	288,998.17	5/16	289,178.68	5/16	289,358.44	5/16	289,537.43
3/8	288,640.59	3/8	288,822.58	3/8	289,003.82	3/8	289,184.31	3/8	289,364.04	3/8	289,543.01
7/16	288,646.28	7/16	288,828.25	7/16	289,009.47	7/16	289,189.94	7/16	289,369.65	7/16	289,548.59
1/2	288,651.98	1/2	288,833.92	1/2	289,015.12	1/2	289,195.56	1/2	289,375.25	1/2	289,554.17
9/16	288,657.68	9/16	288,839.60	9/16	289,020.77	9/16	289,201.19	9/16	289,380.85	9/16	289,559.75
5/8	288,663.38	5/8	288,845.27	5/8	289,026.42	5/8	289,206.82	5/8	289,386.46	5/8	289,565.33
11/16	288,669.07	11/16	288,850.95	11/16	289,032.07	11/16	289,212.44	11/16	289,392.06	11/16	289,570.91
3/4	288,674.77	3/4	288,856.62	3/4	289,037.72	3/4	289,218.07	3/4	289,397.66	3/4	289,576.49
13/16	288,680.47	13/16	288,862.29	13/16	289,043.37	13/16	289,223.70	13/16	289,403.26	13/16	289,582.07
7/8	288,686.16	7/8	288,867.97	7/8	289,049.02	7/8	289,229.33	7/8	289,408.87	7/8	289,587.65
15/16	288,691.86	15/16	288,873.64	15/16	289,054.67	15/16	289,234.95	15/16	289,414.47	15/16	289,593.23
3	288,697.56	5	288,879.32	7	289,060.32	9	289,240.58	11	289,420.07	1	289,598.81
1/16	288,703.25	1/16	288,884.98	1/16	289,065.96	1/16	289,246.19	1/16	289,425.67	1/16	289,604.37
1/8	288,708.93	1/8	288,890.64	1/8	289,071.60	1/8	289,251.81	1/8	289,431.26	1/8	289,609.94
3/16	288,714.62	3/16	288,896.30	3/16	289,077.24	3/16	289,257.42	3/16	289,436.85	3/16	289,615.51
1/4	288,720.30	1/4	288,901.97	1/4	289,082.88	1/4	289,263.04	1/4	289,442.44	1/4	289,621.08
5/16	288,725.99	5/16	288,907.63	5/16	289,088.52	5/16	289,268.66	5/16	289,448.03	5/16	289,626.64
3/8	288,731.67	3/8	288,913.29	3/8	289,094.16	3/8	289,274.27	3/8	289,453.62	3/8	289,632.21
7/16	288,737.36	7/16	288,918.95	7/16	289,099.80	7/16	289,279.89	7/16	289,459.21	7/16	289,637.78
1/2	288,743.05	1/2	288,924.62	1/2	289,105.44	1/2	289,285.50	1/2	289,464.81	1/2	289,643.34
9/16	288,748.73	9/16	288,930.28	9/16	289,111.07	9/16	289,291.12	9/16	289,470.40	9/16	289,648.91
5/8	288,754.42	5/8	288,935.94	5/8	289,116.71	5/8	289,296.73	5/8	289,475.99	5/8	289,654.48
11/16	288,760.10	11/16	288,941.60	11/16	289,122.35	11/16	289,302.35	11/16	289,481.58	11/16	289,660.05
3/4	288,765.79	3/4	288,947.26	3/4	289,127.99	3/4	289,307.96	3/4	289,487.17	3/4	289,665.61
13/16	288,771.47	13/16	288,952.93	13/16	289,133.63	13/16	289,313.58	13/16	289,492.76	13/16	289,671.18
7/8	288,777.16	7/8	288,958.59	7/8	289,139.27	7/8	289,319.19	7/8	289,498.35	7/8	289,676.75
15/16	288,782.85	15/16	288,964.25	15/16	289,144.91	15/16	289,324.81	15/16	289,503.94	15/16	289,682.32

This chart is Certified for Tank: 15 only. No changes are permissible without the written consent of GAUGE POINT CALIBRATION.

For calibration specification information, see certificate on page 1.

Tank No: 15
GAUGE POINT CALIBRATION
1-800-205-TANK

Red Hill, Pearl Harbor, Hawaii

Issue Date: 11/2/2005

Capacities given in barrels of 42 U.S. gallons.

Gauge Height: 257'-00 5/8"

in/in	225 FT	in/in	225 FT	in/in	225 FT	in/in	225 FT	in/in	225 FT	in/in	226 FT
2	289,687.88	4	289,865.46	6	290,042.26	8	290,218.27	10	290,393.50	0	290,567.94
1/16	289,693.44	1/16	289,870.99	1/16	290,047.76	1/16	290,223.75	1/16	290,398.96	1/16	290,573.37
1/8	289,698.99	1/8	289,876.52	1/8	290,053.27	1/8	290,229.24	1/8	290,404.42	1/8	290,578.80
3/16	289,704.55	3/16	289,882.05	3/16	290,058.78	3/16	290,234.72	3/16	290,409.87	3/16	290,584.23
1/4	289,710.10	1/4	289,887.58	1/4	290,064.28	1/4	290,240.20	1/4	290,415.33	1/4	290,589.67
5/16	289,715.66	5/16	289,893.11	5/16	290,069.79	5/16	290,245.68	5/16	290,420.79	5/16	290,595.10
3/8	289,721.22	3/8	289,898.65	3/8	290,075.30	3/8	290,251.17	3/8	290,426.25	3/8	290,600.53
7/16	289,726.77	7/16	289,904.18	7/16	290,080.80	7/16	290,256.65	7/16	290,431.70	7/16	290,605.96
1/2	289,732.33	1/2	289,909.71	1/2	290,086.31	1/2	290,262.13	1/2	290,437.16	1/2	290,611.40
9/16	289,737.88	9/16	289,915.24	9/16	290,091.82	9/16	290,267.61	9/16	290,442.62	9/16	290,616.83
5/8	289,743.44	5/8	289,920.77	5/8	290,097.32	5/8	290,273.09	5/8	290,448.07	5/8	290,622.26
11/16	289,748.99	11/16	289,926.30	11/16	290,102.83	11/16	290,278.58	11/16	290,453.53	11/16	290,627.69
3/4	289,754.55	3/4	289,931.83	3/4	290,108.34	3/4	290,284.06	3/4	290,458.99	3/4	290,633.13
13/16	289,760.10	13/16	289,937.36	13/16	290,113.84	13/16	290,289.54	13/16	290,464.45	13/16	290,638.56
7/8	289,765.66	7/8	289,942.89	7/8	290,119.35	7/8	290,295.02	7/8	290,469.90	7/8	290,643.99
15/16	289,771.21	15/16	289,948.42	15/16	290,124.86	15/16	290,300.50	15/16	290,475.36	15/16	290,649.42
3	289,776.77	5	289,953.96	7	290,130.36	9	290,305.99	11	290,480.82	1	290,654.86
1/16	289,782.31	1/16	289,959.47	1/16	290,135.86	1/16	290,311.46	1/16	290,486.26	1/16	290,660.28
1/8	289,787.85	1/8	289,964.99	1/8	290,141.35	1/8	290,316.93	1/8	290,491.71	1/8	290,665.70
3/16	289,793.40	3/16	289,970.51	3/16	290,146.85	3/16	290,322.39	3/16	290,497.15	3/16	290,671.12
1/4	289,798.94	1/4	289,976.03	1/4	290,152.34	1/4	290,327.86	1/4	290,502.60	1/4	290,676.54
5/16	289,804.48	5/16	289,981.55	5/16	290,157.83	5/16	290,333.33	5/16	290,508.04	5/16	290,681.96
3/8	289,810.03	3/8	289,987.07	3/8	290,163.33	3/8	290,338.80	3/8	290,513.49	3/8	290,687.38
7/16	289,815.57	7/16	289,992.59	7/16	290,168.82	7/16	290,344.27	7/16	290,518.93	7/16	290,692.80
1/2	289,821.11	1/2	289,998.11	1/2	290,174.32	1/2	290,349.74	1/2	290,524.38	1/2	290,698.22
9/16	289,826.66	9/16	290,003.63	9/16	290,179.81	9/16	290,355.21	9/16	290,529.82	9/16	290,703.64
5/8	289,832.20	5/8	290,009.14	5/8	290,185.31	5/8	290,360.68	5/8	290,535.27	5/8	290,709.06
11/16	289,837.74	11/16	290,014.66	11/16	290,190.80	11/16	290,366.15	11/16	290,540.71	11/16	290,714.47
3/4	289,843.29	3/4	290,020.18	3/4	290,196.30	3/4	290,371.62	3/4	290,546.16	3/4	290,719.89
13/16	289,848.83	13/16	290,025.70	13/16	290,201.79	13/16	290,377.09	13/16	290,551.60	13/16	290,725.31
7/8	289,854.37	7/8	290,031.22	7/8	290,207.28	7/8	290,382.56	7/8	290,557.05	7/8	290,730.73
15/16	289,859.92	15/16	290,036.74	15/16	290,212.78	15/16	290,388.03	15/16	290,562.49	15/16	290,736.15

This chart is Certified for Tank: 15 only. No changes are permissible without the written consent of GAUGE POINT CALIBRATION.

For calibration specification information, see certificate on page 1.

Tank No: 15
GAUGE POINT CALIBRATION
1-800-205-TANK

Red Hill, Pearl Harbor, Hawaii

Issue Date: 11/2/2005

Capacities given in barrels of 42 U.S. gallons.

Gauge Height: 257'-00 5/8"

in/in	226 FT	in/in	226 FT	in/in	226 FT	in/in	226 FT	in/in	226 FT	in/in	227 FT
2	290,741.57	4	290,914.41	6	291,086.44	8	291,257.65	10	291,428.04	0	291,597.61
1/16	290,746.98	1/16	290,919.79	1/16	291,091.79	1/16	291,262.98	1/16	291,433.35	1/16	291,602.89
1/8	290,752.39	1/8	290,925.17	1/8	291,097.15	1/8	291,268.31	1/8	291,438.65	1/8	291,608.17
3/16	290,757.80	3/16	290,930.56	3/16	291,102.51	3/16	291,273.64	3/16	291,443.96	3/16	291,613.45
1/4	290,763.20	1/4	290,935.94	1/4	291,107.86	1/4	291,278.97	1/4	291,449.27	1/4	291,618.73
5/16	290,768.61	5/16	290,941.32	5/16	291,113.22	5/16	291,284.31	5/16	291,454.57	5/16	291,624.01
3/8	290,774.02	3/8	290,946.70	3/8	291,118.58	3/8	291,289.64	3/8	291,459.88	3/8	291,629.29
7/16	290,779.43	7/16	290,952.08	7/16	291,123.93	7/16	291,294.97	7/16	291,465.18	7/16	291,634.57
1/2	290,784.83	1/2	290,957.47	1/2	291,129.29	1/2	291,300.30	1/2	291,470.49	1/2	291,639.85
9/16	290,790.24	9/16	290,962.85	9/16	291,134.65	9/16	291,305.63	9/16	291,475.79	9/16	291,645.13
5/8	290,795.65	5/8	290,968.23	5/8	291,140.00	5/8	291,310.96	5/8	291,481.10	5/8	291,650.41
11/16	290,801.06	11/16	290,973.61	11/16	291,145.36	11/16	291,316.29	11/16	291,486.40	11/16	291,655.69
3/4	290,806.46	3/4	290,979.00	3/4	291,150.72	3/4	291,321.62	3/4	291,491.71	3/4	291,660.97
13/16	290,811.87	13/16	290,984.38	13/16	291,156.07	13/16	291,326.96	13/16	291,497.02	13/16	291,666.25
7/8	290,817.28	7/8	290,989.76	7/8	291,161.43	7/8	291,332.29	7/8	291,502.32	7/8	291,671.53
15/16	290,822.69	15/16	290,995.14	15/16	291,166.79	15/16	291,337.62	15/16	291,507.63	15/16	291,676.81
3	290,828.09	5	291,000.52	7	291,172.14	9	291,342.95	11	291,512.93	1	291,682.09
1/16	290,833.49	1/16	291,005.89	1/16	291,177.49	1/16	291,348.27	1/16	291,518.22	1/16	291,687.36
1/8	290,838.88	1/8	291,011.26	1/8	291,182.83	1/8	291,353.59	1/8	291,523.52	1/8	291,692.62
3/16	290,844.28	3/16	291,016.63	3/16	291,188.18	3/16	291,358.90	3/16	291,528.81	3/16	291,697.89
1/4	290,849.67	1/4	291,022.00	1/4	291,193.52	1/4	291,364.22	1/4	291,534.10	1/4	291,703.16
5/16	290,855.07	5/16	291,027.37	5/16	291,198.86	5/16	291,369.54	5/16	291,539.40	5/16	291,708.42
3/8	290,860.46	3/8	291,032.74	3/8	291,204.21	3/8	291,374.86	3/8	291,544.69	3/8	291,713.69
7/16	290,865.86	7/16	291,038.11	7/16	291,209.55	7/16	291,380.18	7/16	291,549.98	7/16	291,718.96
1/2	290,871.25	1/2	291,043.48	1/2	291,214.90	1/2	291,385.50	1/2	291,555.27	1/2	291,724.22
9/16	290,876.65	9/16	291,048.85	9/16	291,220.24	9/16	291,390.81	9/16	291,560.57	9/16	291,729.49
5/8	290,882.04	5/8	291,054.22	5/8	291,225.58	5/8	291,396.13	5/8	291,565.86	5/8	291,734.76
11/16	290,887.44	11/16	291,059.59	11/16	291,230.93	11/16	291,401.45	11/16	291,571.15	11/16	291,740.02
3/4	290,892.83	3/4	291,064.96	3/4	291,236.27	3/4	291,406.77	3/4	291,576.44	3/4	291,745.29
13/16	290,898.22	13/16	291,070.33	13/16	291,241.62	13/16	291,412.09	13/16	291,581.74	13/16	291,750.56
7/8	290,903.62	7/8	291,075.70	7/8	291,246.96	7/8	291,417.41	7/8	291,587.03	7/8	291,755.82
15/16	290,909.01	15/16	291,081.07	15/16	291,252.30	15/16	291,422.73	15/16	291,592.32	15/16	291,761.09

This chart is Certified for Tank: 15 only. No changes are permissible without the written consent of GAUGE POINT CALIBRATION.

For calibration specification information, see certificate on page 1.

Tank No: 15
GAUGE POINT CALIBRATION
1-800-205-TANK

Red Hill, Pearl Harbor, Hawaii

Issue Date: 11/2/2005

Capacities given in barrels of 42 U.S. gallons.

Gauge Height: 257'-00 5/8"

in/in	227 FT	in/in	227 FT	in/in	227 FT	in/in	227 FT	in/in	227 FT	in/in	228 FT
2	291,766.36	4	291,934.26	6	292,101.33	8	292,267.56	10	292,432.93	0	292,597.45
1/16	291,771.61	1/16	291,939.49	1/16	292,106.53	1/16	292,272.73	1/16	292,438.08	1/16	292,602.57
1/8	291,776.86	1/8	291,944.72	1/8	292,111.73	1/8	292,277.91	1/8	292,443.23	1/8	292,607.69
3/16	291,782.12	3/16	291,949.95	3/16	292,116.94	3/16	292,283.08	3/16	292,448.37	3/16	292,612.81
1/4	291,787.37	1/4	291,955.17	1/4	292,122.14	1/4	292,288.25	1/4	292,453.52	1/4	292,617.93
5/16	291,792.62	5/16	291,960.40	5/16	292,127.34	5/16	292,293.43	5/16	292,458.67	5/16	292,623.05
3/8	291,797.88	3/8	291,965.63	3/8	292,132.54	3/8	292,298.60	3/8	292,463.82	3/8	292,628.18
7/16	291,803.13	7/16	291,970.86	7/16	292,137.74	7/16	292,303.78	7/16	292,468.97	7/16	292,633.30
1/2	291,808.39	1/2	291,976.08	1/2	292,142.94	1/2	292,308.95	1/2	292,474.11	1/2	292,638.42
9/16	291,813.64	9/16	291,981.31	9/16	292,148.14	9/16	292,314.13	9/16	292,479.26	9/16	292,643.54
5/8	291,818.89	5/8	291,986.54	5/8	292,153.34	5/8	292,319.30	5/8	292,484.41	5/8	292,648.66
11/16	291,824.15	11/16	291,991.77	11/16	292,158.54	11/16	292,324.48	11/16	292,489.56	11/16	292,653.78
3/4	291,829.40	3/4	291,996.99	3/4	292,163.75	3/4	292,329.65	3/4	292,494.71	3/4	292,658.90
13/16	291,834.65	13/16	292,002.22	13/16	292,168.95	13/16	292,334.83	13/16	292,499.85	13/16	292,664.02
7/8	291,839.91	7/8	292,007.45	7/8	292,174.15	7/8	292,340.00	7/8	292,505.00	7/8	292,669.14
15/16	291,845.16	15/16	292,012.68	15/16	292,179.35	15/16	292,345.17	15/16	292,510.15	15/16	292,674.27
3	291,850.41	5	292,017.90	7	292,184.55	9	292,350.35	11	292,515.30	1	292,679.39
1/16	291,855.66	1/16	292,023.12	1/16	292,189.74	1/16	292,355.51	1/16	292,520.43	1/16	292,684.49
1/8	291,860.90	1/8	292,028.33	1/8	292,194.93	1/8	292,360.67	1/8	292,525.57	1/8	292,689.60
3/16	291,866.14	3/16	292,033.55	3/16	292,200.11	3/16	292,365.83	3/16	292,530.70	3/16	292,694.71
1/4	291,871.38	1/4	292,038.76	1/4	292,205.30	1/4	292,370.99	1/4	292,535.84	1/4	292,699.82
5/16	291,876.62	5/16	292,043.97	5/16	292,210.49	5/16	292,376.16	5/16	292,540.97	5/16	292,704.93
3/8	291,881.86	3/8	292,049.19	3/8	292,215.68	3/8	292,381.32	3/8	292,546.10	3/8	292,710.03
7/16	291,887.10	7/16	292,054.40	7/16	292,220.87	7/16	292,386.48	7/16	292,551.24	7/16	292,715.14
1/2	291,892.34	1/2	292,059.62	1/2	292,226.05	1/2	292,391.64	1/2	292,556.37	1/2	292,720.25
9/16	291,897.58	9/16	292,064.83	9/16	292,231.24	9/16	292,396.80	9/16	292,561.51	9/16	292,725.36
5/8	291,902.82	5/8	292,070.05	5/8	292,236.43	5/8	292,401.96	5/8	292,566.64	5/8	292,730.46
11/16	291,908.06	11/16	292,075.26	11/16	292,241.62	11/16	292,407.12	11/16	292,571.78	11/16	292,735.57
3/4	291,913.30	3/4	292,080.47	3/4	292,246.80	3/4	292,412.29	3/4	292,576.91	3/4	292,740.68
13/16	291,918.54	13/16	292,085.69	13/16	292,251.99	13/16	292,417.45	13/16	292,582.05	13/16	292,745.79
7/8	291,923.78	7/8	292,090.90	7/8	292,257.18	7/8	292,422.61	7/8	292,587.18	7/8	292,750.89
15/16	291,929.02	15/16	292,096.12	15/16	292,262.37	15/16	292,427.77	15/16	292,592.31	15/16	292,756.00

This chart is Certified for Tank: 15 only. No changes are permissible without the written consent of GAUGE POINT CALIBRATION.

For calibration specification information, see certificate on page 1.

Tank No: 15
GAUGE POINT CALIBRATION
1-800-205-TANK

Red Hill, Pearl Harbor, Hawaii

Issue Date: 11/2/2005

Capacities given in barrels of 42 U.S. gallons.

Gauge Height: 257'-00 5/8"

in/in	228 FT	in/in	228 FT	in/in	228 FT	in/in	228 FT	in/in	228 FT	in/in	229 FT
2	292,761.11	4	292,923.90	6	293,085.83	8	293,246.87	10	293,407.04	0	293,566.32
1/16	292,766.20	1/16	292,928.97	1/16	293,090.87	1/16	293,251.89	1/16	293,412.03	1/16	293,571.28
1/8	292,771.30	1/8	292,934.04	1/8	293,095.91	1/8	293,256.90	1/8	293,417.01	1/8	293,576.24
3/16	292,776.39	3/16	292,939.10	3/16	293,100.95	3/16	293,261.91	3/16	293,422.00	3/16	293,581.19
1/4	292,781.49	1/4	292,944.17	1/4	293,105.98	1/4	293,266.92	1/4	293,426.98	1/4	293,586.15
5/16	292,786.58	5/16	292,949.24	5/16	293,111.02	5/16	293,271.94	5/16	293,431.96	5/16	293,591.11
3/8	292,791.67	3/8	292,954.30	3/8	293,116.06	3/8	293,276.95	3/8	293,436.95	3/8	293,596.06
7/16	292,796.77	7/16	292,959.37	7/16	293,121.10	7/16	293,281.96	7/16	293,441.93	7/16	293,601.02
1/2	292,801.86	1/2	292,964.44	1/2	293,126.14	1/2	293,286.97	1/2	293,446.92	1/2	293,605.98
9/16	292,806.96	9/16	292,969.51	9/16	293,131.18	9/16	293,291.98	9/16	293,451.90	9/16	293,610.93
5/8	292,812.05	5/8	292,974.57	5/8	293,136.22	5/8	293,297.00	5/8	293,456.89	5/8	293,615.89
11/16	292,817.14	11/16	292,979.64	11/16	293,141.26	11/16	293,302.01	11/16	293,461.87	11/16	293,620.85
3/4	292,822.24	3/4	292,984.71	3/4	293,146.30	3/4	293,307.02	3/4	293,466.86	3/4	293,625.80
13/16	292,827.33	13/16	292,989.77	13/16	293,151.34	13/16	293,312.03	13/16	293,471.84	13/16	293,630.76
7/8	292,832.43	7/8	292,994.84	7/8	293,156.38	7/8	293,317.04	7/8	293,476.82	7/8	293,635.72
15/16	292,837.52	15/16	292,999.91	15/16	293,161.42	15/16	293,322.06	15/16	293,481.81	15/16	293,640.67
3	292,842.61	5	293,004.97	7	293,166.46	9	293,327.07	11	293,486.79	1	293,645.63
1/16	292,847.69	1/16	293,010.03	1/16	293,171.49	1/16	293,332.07	1/16	293,491.76	1/16	293,650.57
1/8	292,852.78	1/8	293,015.08	1/8	293,176.51	1/8	293,337.07	1/8	293,496.73	1/8	293,655.52
3/16	292,857.86	3/16	293,020.13	3/16	293,181.54	3/16	293,342.06	3/16	293,501.71	3/16	293,660.46
1/4	292,862.94	1/4	293,025.19	1/4	293,186.56	1/4	293,347.06	1/4	293,506.68	1/4	293,665.40
5/16	292,868.02	5/16	293,030.24	5/16	293,191.59	5/16	293,352.06	5/16	293,511.65	5/16	293,670.34
3/8	292,873.10	3/8	293,035.29	3/8	293,196.62	3/8	293,357.06	3/8	293,516.62	3/8	293,675.29
7/16	292,878.18	7/16	293,040.35	7/16	293,201.64	7/16	293,362.06	7/16	293,521.59	7/16	293,680.23
1/2	292,883.26	1/2	293,045.40	1/2	293,206.67	1/2	293,367.06	1/2	293,526.56	1/2	293,685.17
9/16	292,888.34	9/16	293,050.45	9/16	293,211.69	9/16	293,372.05	9/16	293,531.53	9/16	293,690.11
5/8	292,893.42	5/8	293,055.51	5/8	293,216.72	5/8	293,377.05	5/8	293,536.50	5/8	293,695.06
11/16	292,898.50	11/16	293,060.56	11/16	293,221.75	11/16	293,382.05	11/16	293,541.47	11/16	293,700.00
3/4	292,903.58	3/4	293,065.61	3/4	293,226.77	3/4	293,387.05	3/4	293,546.44	3/4	293,704.94
13/16	292,908.66	13/16	293,070.67	13/16	293,231.80	13/16	293,392.05	13/16	293,551.41	13/16	293,709.89
7/8	292,913.74	7/8	293,075.72	7/8	293,236.82	7/8	293,397.05	7/8	293,556.38	7/8	293,714.83
15/16	292,918.82	15/16	293,080.77	15/16	293,241.85	15/16	293,402.04	15/16	293,561.35	15/16	293,719.77

This chart is Certified for Tank: 15 only. No changes are permissible without the written consent of GAUGE POINT CALIBRATION.

For calibration specification information, see certificate on page 1.

Tank No: 15
GAUGE POINT CALIBRATION
1-800-205-TANK

Red Hill, Pearl Harbor, Hawaii

Issue Date: 11/2/2005

Capacities given in barrels of 42 U.S. gallons.

Gauge Height: 257'-00 5/8"

in/in	229 FT	in/in	229 FT	in/in	229 FT	in/in	229 FT	in/in	229 FT	in/in	230 FT
2	293,724.71	4	293,882.21	6	294,038.80	8	294,194.49	10	294,349.26	0	294,503.12
1/16	293,729.64	1/16	293,887.11	1/16	294,043.67	1/16	294,199.33	1/16	294,354.08	1/16	294,507.90
1/8	293,734.57	1/8	293,892.01	1/8	294,048.54	1/8	294,204.17	1/8	294,358.89	1/8	294,512.69
3/16	293,739.50	3/16	293,896.91	3/16	294,053.42	3/16	294,209.02	3/16	294,363.71	3/16	294,517.48
1/4	293,744.43	1/4	293,901.81	1/4	294,058.29	1/4	294,213.86	1/4	294,368.52	1/4	294,522.26
5/16	293,749.36	5/16	293,906.71	5/16	294,063.16	5/16	294,218.71	5/16	294,373.34	5/16	294,527.05
3/8	293,754.29	3/8	293,911.61	3/8	294,068.03	3/8	294,223.55	3/8	294,378.15	3/8	294,531.84
7/16	293,759.21	7/16	293,916.51	7/16	294,072.91	7/16	294,228.39	7/16	294,382.97	7/16	294,536.62
1/2	293,764.14	1/2	293,921.41	1/2	294,077.78	1/2	294,233.24	1/2	294,387.78	1/2	294,541.41
9/16	293,769.07	9/16	293,926.31	9/16	294,082.65	9/16	294,238.08	9/16	294,392.60	9/16	294,546.19
5/8	293,774.00	5/8	293,931.21	5/8	294,087.52	5/8	294,242.92	5/8	294,397.41	5/8	294,550.98
11/16	293,778.93	11/16	293,936.11	11/16	294,092.40	11/16	294,247.77	11/16	294,402.23	11/16	294,555.77
3/4	293,783.86	3/4	293,941.01	3/4	294,097.27	3/4	294,252.61	3/4	294,407.04	3/4	294,560.55
13/16	293,788.79	13/16	293,945.92	13/16	294,102.14	13/16	294,257.46	13/16	294,411.86	13/16	294,565.34
7/8	293,793.72	7/8	293,950.82	7/8	294,107.01	7/8	294,262.30	7/8	294,416.67	7/8	294,570.13
15/16	293,798.64	15/16	293,955.72	15/16	294,111.88	15/16	294,267.14	15/16	294,421.49	15/16	294,574.91
3	293,803.57	5	293,960.62	7	294,116.76	9	294,271.99	11	294,426.30	1	294,579.70
1/16	293,808.49	1/16	293,965.50	1/16	294,121.61	1/16	294,276.82	1/16	294,431.10	1/16	294,584.47
1/8	293,813.40	1/8	293,970.39	1/8	294,126.47	1/8	294,281.65	1/8	294,435.91	1/8	294,589.24
3/16	293,818.32	3/16	293,975.28	3/16	294,131.33	3/16	294,286.48	3/16	294,440.71	3/16	294,594.02
1/4	293,823.23	1/4	293,980.16	1/4	294,136.19	1/4	294,291.31	1/4	294,445.51	1/4	294,598.79
5/16	293,828.15	5/16	293,985.05	5/16	294,141.05	5/16	294,296.13	5/16	294,450.31	5/16	294,603.56
3/8	293,833.06	3/8	293,989.94	3/8	294,145.91	3/8	294,300.96	3/8	294,455.11	3/8	294,608.33
7/16	293,837.98	7/16	293,994.82	7/16	294,150.76	7/16	294,305.79	7/16	294,459.91	7/16	294,613.10
1/2	293,842.89	1/2	293,999.71	1/2	294,155.62	1/2	294,310.62	1/2	294,464.71	1/2	294,617.88
9/16	293,847.81	9/16	294,004.59	9/16	294,160.48	9/16	294,315.45	9/16	294,469.51	9/16	294,622.65
5/8	293,852.72	5/8	294,009.48	5/8	294,165.34	5/8	294,320.28	5/8	294,474.31	5/8	294,627.42
11/16	293,857.63	11/16	294,014.37	11/16	294,170.20	11/16	294,325.11	11/16	294,479.11	11/16	294,632.19
3/4	293,862.55	3/4	294,019.25	3/4	294,175.05	3/4	294,329.94	3/4	294,483.91	3/4	294,636.96
13/16	293,867.46	13/16	294,024.14	13/16	294,179.91	13/16	294,334.77	13/16	294,488.71	13/16	294,641.74
7/8	293,872.38	7/8	294,029.03	7/8	294,184.77	7/8	294,339.60	7/8	294,493.52	7/8	294,646.51
15/16	293,877.29	15/16	294,033.91	15/16	294,189.63	15/16	294,344.43	15/16	294,498.32	15/16	294,651.28

This chart is Certified for Tank: 15 only. No changes are permissible without the written consent of GAUGE POINT CALIBRATION.

For calibration specification information, see certificate on page 1.

Tank No: 15
GAUGE POINT CALIBRATION
1-800-205-TANK

Red Hill, Pearl Harbor, Hawaii

Issue Date: 11/2/2005

Capacities given in barrels of 42 U.S. gallons.

Gauge Height: 257'-00 5/8"

in/in	230 FT	in/in	230 FT	in/in	230 FT	in/in	230 FT	in/in	230 FT	in/in	231 FT
2	294,656.05	4	294,808.06	6	294,959.13	8	295,109.27	10	295,258.46	0	295,406.71
1/16	294,660.81	1/16	294,812.79	1/16	294,963.83	1/16	295,113.94	1/16	295,263.11	1/16	295,411.32
1/8	294,665.57	1/8	294,817.52	1/8	294,968.53	1/8	295,118.61	1/8	295,267.75	1/8	295,415.93
3/16	294,670.32	3/16	294,822.24	3/16	294,973.23	3/16	295,123.28	3/16	295,272.39	3/16	295,420.54
1/4	294,675.08	1/4	294,826.97	1/4	294,977.93	1/4	295,127.95	1/4	295,277.03	1/4	295,425.15
5/16	294,679.84	5/16	294,831.70	5/16	294,982.63	5/16	295,132.62	5/16	295,281.67	5/16	295,429.76
3/8	294,684.60	3/8	294,836.43	3/8	294,987.33	3/8	295,137.29	3/8	295,286.31	3/8	295,434.37
7/16	294,689.35	7/16	294,841.16	7/16	294,992.03	7/16	295,141.96	7/16	295,290.95	7/16	295,438.98
1/2	294,694.11	1/2	294,845.89	1/2	294,996.73	1/2	295,146.63	1/2	295,295.59	1/2	295,443.59
9/16	294,698.87	9/16	294,850.61	9/16	295,001.43	9/16	295,151.30	9/16	295,300.23	9/16	295,448.20
5/8	294,703.63	5/8	294,855.34	5/8	295,006.13	5/8	295,155.97	5/8	295,304.87	5/8	295,452.81
11/16	294,708.38	11/16	294,860.07	11/16	295,010.82	11/16	295,160.64	11/16	295,309.51	11/16	295,457.43
3/4	294,713.14	3/4	294,864.80	3/4	295,015.52	3/4	295,165.31	3/4	295,314.15	3/4	295,462.04
13/16	294,717.90	13/16	294,869.53	13/16	295,020.22	13/16	295,169.98	13/16	295,318.79	13/16	295,466.65
7/8	294,722.66	7/8	294,874.26	7/8	295,024.92	7/8	295,174.65	7/8	295,323.43	7/8	295,471.26
15/16	294,727.41	15/16	294,878.98	15/16	295,029.62	15/16	295,179.32	15/16	295,328.07	15/16	295,475.87
3	294,732.17	5	294,883.71	7	295,034.32	9	295,183.99	11	295,332.71	1	295,480.48
1/16	294,736.91	1/16	294,888.43	1/16	295,039.00	1/16	295,188.64	1/16	295,337.33	1/16	295,485.07
1/8	294,741.66	1/8	294,893.14	1/8	295,043.69	1/8	295,193.30	1/8	295,341.96	1/8	295,489.67
3/16	294,746.40	3/16	294,897.85	3/16	295,048.37	3/16	295,197.95	3/16	295,346.58	3/16	295,494.26
1/4	294,751.14	1/4	294,902.57	1/4	295,053.06	1/4	295,202.61	1/4	295,351.21	1/4	295,498.86
5/16	294,755.89	5/16	294,907.28	5/16	295,057.74	5/16	295,207.26	5/16	295,355.83	5/16	295,503.45
3/8	294,760.63	3/8	294,912.00	3/8	295,062.43	3/8	295,211.92	3/8	295,360.46	3/8	295,508.05
7/16	294,765.37	7/16	294,916.71	7/16	295,067.11	7/16	295,216.57	7/16	295,365.08	7/16	295,512.64
1/2	294,770.12	1/2	294,921.42	1/2	295,071.80	1/2	295,221.23	1/2	295,369.71	1/2	295,517.24
9/16	294,774.86	9/16	294,926.14	9/16	295,076.48	9/16	295,225.88	9/16	295,374.33	9/16	295,521.84
5/8	294,779.60	5/8	294,930.85	5/8	295,081.16	5/8	295,230.54	5/8	295,378.96	5/8	295,526.43
11/16	294,784.34	11/16	294,935.56	11/16	295,085.85	11/16	295,235.19	11/16	295,383.58	11/16	295,531.03
3/4	294,789.09	3/4	294,940.28	3/4	295,090.53	3/4	295,239.85	3/4	295,388.21	3/4	295,535.62
13/16	294,793.83	13/16	294,944.99	13/16	295,095.22	13/16	295,244.50	13/16	295,392.84	13/16	295,540.22
7/8	294,798.57	7/8	294,949.71	7/8	295,099.90	7/8	295,249.16	7/8	295,397.46	7/8	295,544.81
15/16	294,803.32	15/16	294,954.42	15/16	295,104.59	15/16	295,253.81	15/16	295,402.09	15/16	295,549.41

This chart is Certified for Tank: 15 only. No changes are permissible without the written consent of GAUGE POINT CALIBRATION.

For calibration specification information, see certificate on page 1.

Tank No: 15
GAUGE POINT CALIBRATION
1-800-205-TANK

Red Hill, Pearl Harbor, Hawaii

Issue Date: 11/2/2005

Capacities given in barrels of 42 U.S. gallons.

Gauge Height: 257'-00 5/8"

in/in	231 FT	in/in	231 FT	in/in	231 FT	in/in	231 FT	in/in	231 FT	in/in	232 FT
2	295,554.00	4	295,700.34	6	295,845.71	8	295,990.11	10	296,133.47	0	296,275.92
1/16	295,558.58	1/16	295,704.89	1/16	295,850.23	1/16	295,994.60	1/16	296,137.93	1/16	296,280.35
1/8	295,563.16	1/8	295,709.44	1/8	295,854.75	1/8	295,999.09	1/8	296,142.39	1/8	296,284.78
3/16	295,567.75	3/16	295,713.99	3/16	295,859.27	3/16	296,003.58	3/16	296,146.85	3/16	296,289.21
1/4	295,572.33	1/4	295,718.54	1/4	295,863.79	1/4	296,008.07	1/4	296,151.31	1/4	296,293.64
5/16	295,576.91	5/16	295,723.09	5/16	295,868.31	5/16	296,012.56	5/16	296,155.77	5/16	296,298.07
3/8	295,581.49	3/8	295,727.64	3/8	295,872.83	3/8	296,017.05	3/8	296,160.23	3/8	296,302.49
7/16	295,586.07	7/16	295,732.19	7/16	295,877.35	7/16	296,021.54	7/16	296,164.69	7/16	296,306.92
1/2	295,590.65	1/2	295,736.74	1/2	295,881.87	1/2	296,026.03	1/2	296,169.15	1/2	296,311.35
9/16	295,595.23	9/16	295,741.29	9/16	295,886.39	9/16	296,030.52	9/16	296,173.61	9/16	296,315.78
5/8	295,599.81	5/8	295,745.84	5/8	295,890.91	5/8	296,035.01	5/8	296,178.07	5/8	296,320.21
11/16	295,604.39	11/16	295,750.39	11/16	295,895.43	11/16	296,039.50	11/16	296,182.53	11/16	296,324.64
3/4	295,608.97	3/4	295,754.94	3/4	295,899.95	3/4	296,043.99	3/4	296,186.98	3/4	296,329.06
13/16	295,613.55	13/16	295,759.49	13/16	295,904.47	13/16	296,048.48	13/16	296,191.44	13/16	296,333.49
7/8	295,618.13	7/8	295,764.04	7/8	295,908.99	7/8	296,052.97	7/8	296,195.90	7/8	296,337.92
15/16	295,622.71	15/16	295,768.59	15/16	295,913.51	15/16	296,057.46	15/16	296,200.36	15/16	296,342.35
3	295,627.29	5	295,773.14	7	295,918.03	9	296,061.95	11	296,204.82	1	296,346.78
1/16	295,631.86	1/16	295,777.68	1/16	295,922.54	1/16	296,066.42	1/16	296,209.27	1/16	296,351.19
1/8	295,636.42	1/8	295,782.21	1/8	295,927.04	1/8	296,070.89	1/8	296,213.71	1/8	296,355.60
3/16	295,640.99	3/16	295,786.75	3/16	295,931.55	3/16	296,075.36	3/16	296,218.15	3/16	296,360.02
1/4	295,645.55	1/4	295,791.29	1/4	295,936.05	1/4	296,079.83	1/4	296,222.60	1/4	296,364.43
5/16	295,650.12	5/16	295,795.82	5/16	295,940.56	5/16	296,084.30	5/16	296,227.04	5/16	296,368.84
3/8	295,654.68	3/8	295,800.36	3/8	295,945.06	3/8	296,088.77	3/8	296,231.48	3/8	296,373.26
7/16	295,659.25	7/16	295,804.89	7/16	295,949.57	7/16	296,093.24	7/16	296,235.93	7/16	296,377.67
1/2	295,663.81	1/2	295,809.43	1/2	295,954.07	1/2	296,097.71	1/2	296,240.37	1/2	296,382.08
9/16	295,668.38	9/16	295,813.96	9/16	295,958.58	9/16	296,102.18	9/16	296,244.82	9/16	296,386.50
5/8	295,672.95	5/8	295,818.50	5/8	295,963.08	5/8	296,106.65	5/8	296,249.26	5/8	296,390.91
11/16	295,677.51	11/16	295,823.03	11/16	295,967.59	11/16	296,111.12	11/16	296,253.70	11/16	296,395.32
3/4	295,682.08	3/4	295,827.57	3/4	295,972.09	3/4	296,115.59	3/4	296,258.15	3/4	296,399.74
13/16	295,686.64	13/16	295,832.10	13/16	295,976.60	13/16	296,120.06	13/16	296,262.59	13/16	296,404.15
7/8	295,691.21	7/8	295,836.64	7/8	295,981.10	7/8	296,124.53	7/8	296,267.04	7/8	296,408.56
15/16	295,695.77	15/16	295,841.17	15/16	295,985.61	15/16	296,129.00	15/16	296,271.48	15/16	296,412.97

This chart is Certified for Tank: 15 only. No changes are permissible without the written consent of GAUGE POINT CALIBRATION.

For calibration specification information, see certificate on page 1.

Tank No: 15
GAUGE POINT CALIBRATION
1-800-205-TANK

Red Hill, Pearl Harbor, Hawaii

Issue Date: 11/2/2005

Capacities given in barrels of 42 U.S. gallons.

Gauge Height: 257'-00 5/8"

in/in	232 FT	in/in	232 FT	in/in	232 FT	in/in	232 FT	in/in	232 FT	in/in	233 FT
2	296,417.39	4	296,557.86	6	296,697.34	8	296,835.82	10	296,973.30	0	297,109.76
1/16	296,421.78	1/16	296,562.23	1/16	296,701.68	1/16	296,840.13	1/16	296,977.57	1/16	297,114.00
1/8	296,426.18	1/8	296,566.59	1/8	296,706.01	1/8	296,844.43	1/8	296,981.84	1/8	297,118.24
3/16	296,430.58	3/16	296,570.96	3/16	296,710.35	3/16	296,848.73	3/16	296,986.11	3/16	297,122.48
1/4	296,434.98	1/4	296,575.33	1/4	296,714.68	1/4	296,853.04	1/4	296,990.39	1/4	297,126.72
5/16	296,439.38	5/16	296,579.69	5/16	296,719.02	5/16	296,857.34	5/16	296,994.66	5/16	297,130.96
3/8	296,443.77	3/8	296,584.06	3/8	296,723.35	3/8	296,861.65	3/8	296,998.93	3/8	297,135.21
7/16	296,448.17	7/16	296,588.43	7/16	296,727.69	7/16	296,865.95	7/16	297,003.20	7/16	297,139.45
1/2	296,452.57	1/2	296,592.79	1/2	296,732.02	1/2	296,870.25	1/2	297,007.48	1/2	297,143.69
9/16	296,456.97	9/16	296,597.16	9/16	296,736.36	9/16	296,874.56	9/16	297,011.75	9/16	297,147.93
5/8	296,461.36	5/8	296,601.53	5/8	296,740.69	5/8	296,878.86	5/8	297,016.02	5/8	297,152.17
11/16	296,465.76	11/16	296,605.89	11/16	296,745.03	11/16	296,883.17	11/16	297,020.29	11/16	297,156.41
3/4	296,470.16	3/4	296,610.26	3/4	296,749.37	3/4	296,887.47	3/4	297,024.57	3/4	297,160.65
13/16	296,474.56	13/16	296,614.63	13/16	296,753.70	13/16	296,891.77	13/16	297,028.84	13/16	297,164.89
7/8	296,478.95	7/8	296,618.99	7/8	296,758.04	7/8	296,896.08	7/8	297,033.11	7/8	297,169.13
15/16	296,483.35	15/16	296,623.36	15/16	296,762.37	15/16	296,900.38	15/16	297,037.38	15/16	297,173.37
3	296,487.75	5	296,627.73	7	296,766.71	9	296,904.68	11	297,041.66	1	297,177.61
1/16	296,492.13	1/16	296,632.08	1/16	296,771.03	1/16	296,908.97	1/16	297,045.91	1/16	297,181.84
1/8	296,496.51	1/8	296,636.43	1/8	296,775.35	1/8	296,913.26	1/8	297,050.17	1/8	297,186.06
3/16	296,500.89	3/16	296,640.78	3/16	296,779.67	3/16	296,917.55	3/16	297,054.43	3/16	297,190.29
1/4	296,505.28	1/4	296,645.13	1/4	296,783.99	1/4	296,921.84	1/4	297,058.68	1/4	297,194.51
5/16	296,509.66	5/16	296,649.48	5/16	296,788.31	5/16	296,926.13	5/16	297,062.94	5/16	297,198.74
3/8	296,514.04	3/8	296,653.83	3/8	296,792.62	3/8	296,930.41	3/8	297,067.19	3/8	297,202.96
7/16	296,518.42	7/16	296,658.18	7/16	296,796.94	7/16	296,934.70	7/16	297,071.45	7/16	297,207.19
1/2	296,522.81	1/2	296,662.53	1/2	296,801.26	1/2	296,938.99	1/2	297,075.71	1/2	297,211.41
9/16	296,527.19	9/16	296,666.89	9/16	296,805.58	9/16	296,943.28	9/16	297,079.96	9/16	297,215.64
5/8	296,531.57	5/8	296,671.24	5/8	296,809.90	5/8	296,947.57	5/8	297,084.22	5/8	297,219.86
11/16	296,535.95	11/16	296,675.59	11/16	296,814.22	11/16	296,951.86	11/16	297,088.48	11/16	297,224.09
3/4	296,540.33	3/4	296,679.94	3/4	296,818.54	3/4	296,956.14	3/4	297,092.73	3/4	297,228.31
13/16	296,544.72	13/16	296,684.29	13/16	296,822.86	13/16	296,960.43	13/16	297,096.99	13/16	297,232.54
7/8	296,549.10	7/8	296,688.64	7/8	296,827.18	7/8	296,964.72	7/8	297,101.25	7/8	297,236.76
15/16	296,553.48	15/16	296,692.99	15/16	296,831.50	15/16	296,969.01	15/16	297,105.50	15/16	297,240.99

This chart is Certified for Tank: 15 only. No changes are permissible without the written consent of GAUGE POINT CALIBRATION.

For calibration specification information, see certificate on page 1.

Tank No: 15
GAUGE POINT CALIBRATION
1-800-205-TANK

Red Hill, Pearl Harbor, Hawaii

Issue Date: 11/2/2005

Capacities given in barrels of 42 U.S. gallons.

Gauge Height: 257'-00 5/8"

in/in	233 FT	in/in	233 FT	in/in	233 FT	in/in	233 FT	in/in	233 FT	in/in	234 FT
2	297,245.21	4	297,379.64	6	297,513.04	8	297,645.41	10	297,776.75	0	297,907.04
1/16	297,249.42	1/16	297,383.82	1/16	297,517.19	1/16	297,649.53	1/16	297,780.83	1/16	297,911.09
1/8	297,253.63	1/8	297,387.99	1/8	297,521.33	1/8	297,653.64	1/8	297,784.91	1/8	297,915.14
3/16	297,257.84	3/16	297,392.17	3/16	297,525.48	3/16	297,657.75	3/16	297,788.99	3/16	297,919.18
1/4	297,262.05	1/4	297,396.35	1/4	297,529.62	1/4	297,661.86	1/4	297,793.07	1/4	297,923.23
5/16	297,266.25	5/16	297,400.52	5/16	297,533.76	5/16	297,665.97	5/16	297,797.15	5/16	297,927.28
3/8	297,270.46	3/8	297,404.70	3/8	297,537.91	3/8	297,670.09	3/8	297,801.23	3/8	297,931.33
7/16	297,274.67	7/16	297,408.88	7/16	297,542.05	7/16	297,674.20	7/16	297,805.31	7/16	297,935.37
1/2	297,278.88	1/2	297,413.05	1/2	297,546.20	1/2	297,678.31	1/2	297,809.39	1/2	297,939.42
9/16	297,283.09	9/16	297,417.23	9/16	297,550.34	9/16	297,682.42	9/16	297,813.47	9/16	297,943.47
5/8	297,287.30	5/8	297,421.41	5/8	297,554.49	5/8	297,686.54	5/8	297,817.55	5/8	297,947.51
11/16	297,291.51	11/16	297,425.58	11/16	297,558.63	11/16	297,690.65	11/16	297,821.63	11/16	297,951.56
3/4	297,295.72	3/4	297,429.76	3/4	297,562.78	3/4	297,694.76	3/4	297,825.71	3/4	297,955.61
13/16	297,299.93	13/16	297,433.94	13/16	297,566.92	13/16	297,698.87	13/16	297,829.79	13/16	297,959.66
7/8	297,304.13	7/8	297,438.11	7/8	297,571.07	7/8	297,702.99	7/8	297,833.87	7/8	297,963.70
15/16	297,308.34	15/16	297,442.29	15/16	297,575.21	15/16	297,707.10	15/16	297,837.95	15/16	297,967.75
3	297,312.55	5	297,446.47	7	297,579.36	9	297,711.21	11	297,842.03	1	297,971.80
1/16	297,316.75	1/16	297,450.63	1/16	297,583.48	1/16	297,715.31	1/16	297,846.09	1/16	297,975.83
1/8	297,320.94	1/8	297,454.79	1/8	297,587.61	1/8	297,719.40	1/8	297,850.15	1/8	297,979.86
3/16	297,325.13	3/16	297,458.95	3/16	297,591.74	3/16	297,723.50	3/16	297,854.22	3/16	297,983.89
1/4	297,329.32	1/4	297,463.11	1/4	297,595.87	1/4	297,727.59	1/4	297,858.28	1/4	297,987.92
5/16	297,333.52	5/16	297,467.27	5/16	297,600.00	5/16	297,731.69	5/16	297,862.34	5/16	297,991.95
3/8	297,337.71	3/8	297,471.43	3/8	297,604.13	3/8	297,735.79	3/8	297,866.41	3/8	297,995.98
7/16	297,341.90	7/16	297,475.59	7/16	297,608.26	7/16	297,739.88	7/16	297,870.47	7/16	298,000.01
1/2	297,346.10	1/2	297,479.75	1/2	297,612.38	1/2	297,743.98	1/2	297,874.53	1/2	298,004.04
9/16	297,350.29	9/16	297,483.92	9/16	297,616.51	9/16	297,748.08	9/16	297,878.60	9/16	298,008.07
5/8	297,354.48	5/8	297,488.08	5/8	297,620.64	5/8	297,752.17	5/8	297,882.66	5/8	298,012.10
11/16	297,358.67	11/16	297,492.24	11/16	297,624.77	11/16	297,756.27	11/16	297,886.72	11/16	298,016.14
3/4	297,362.87	3/4	297,496.40	3/4	297,628.90	3/4	297,760.36	3/4	297,890.79	3/4	298,020.17
13/16	297,367.06	13/16	297,500.56	13/16	297,633.03	13/16	297,764.46	13/16	297,894.85	13/16	298,024.20
7/8	297,371.25	7/8	297,504.72	7/8	297,637.16	7/8	297,768.56	7/8	297,898.92	7/8	298,028.23
15/16	297,375.45	15/16	297,508.88	15/16	297,641.28	15/16	297,772.65	15/16	297,902.98	15/16	298,032.26

This chart is Certified for Tank: 15 only. No changes are permissible without the written consent of GAUGE POINT CALIBRATION.

For calibration specification information, see certificate on page 1.

Tank No: 15
GAUGE POINT CALIBRATION
1-800-205-TANK

Red Hill, Pearl Harbor, Hawaii

Issue Date: 11/2/2005

Capacities given in barrels of 42 U.S. gallons.

Gauge Height: 257'-00 5/8"

in/in	234 FT	in/in	234 FT	in/in	234 FT	in/in	234 FT	in/in	234 FT	in/in	235 FT
2	298,036.29	4	298,164.49	6	298,291.62	8	298,417.70	10	298,542.71	0	298,666.65
1/16	298,040.30	1/16	298,168.47	1/16	298,295.57	1/16	298,421.62	1/16	298,546.59	1/16	298,670.50
1/8	298,044.32	1/8	298,172.45	1/8	298,299.52	1/8	298,425.53	1/8	298,550.47	1/8	298,674.34
3/16	298,048.33	3/16	298,176.43	3/16	298,303.47	3/16	298,429.45	3/16	298,554.35	3/16	298,678.19
1/4	298,052.35	1/4	298,180.41	1/4	298,307.42	1/4	298,433.36	1/4	298,558.24	1/4	298,682.04
5/16	298,056.36	5/16	298,184.39	5/16	298,311.37	5/16	298,437.28	5/16	298,562.12	5/16	298,685.89
3/8	298,060.38	3/8	298,188.37	3/8	298,315.31	3/8	298,441.19	3/8	298,566.00	3/8	298,689.73
7/16	298,064.39	7/16	298,192.35	7/16	298,319.26	7/16	298,445.11	7/16	298,569.88	7/16	298,693.58
1/2	298,068.40	1/2	298,196.34	1/2	298,323.21	1/2	298,449.02	1/2	298,573.76	1/2	298,697.43
9/16	298,072.42	9/16	298,200.32	9/16	298,327.16	9/16	298,452.94	9/16	298,577.64	9/16	298,701.28
5/8	298,076.43	5/8	298,204.30	5/8	298,331.11	5/8	298,456.85	5/8	298,581.52	5/8	298,705.13
11/16	298,080.45	11/16	298,208.28	11/16	298,335.05	11/16	298,460.76	11/16	298,585.41	11/16	298,708.97
3/4	298,084.46	3/4	298,212.26	3/4	298,339.00	3/4	298,464.68	3/4	298,589.29	3/4	298,712.82
13/16	298,088.48	13/16	298,216.24	13/16	298,342.95	13/16	298,468.59	13/16	298,593.17	13/16	298,716.67
7/8	298,092.49	7/8	298,220.22	7/8	298,346.90	7/8	298,472.51	7/8	298,597.05	7/8	298,720.52
15/16	298,096.50	15/16	298,224.21	15/16	298,350.85	15/16	298,476.42	15/16	298,600.93	15/16	298,724.36
3	298,100.52	5	298,228.19	7	298,354.80	9	298,480.34	11	298,604.81	1	298,728.21
1/16	298,104.52	1/16	298,232.15	1/16	298,358.73	1/16	298,484.24	1/16	298,608.68	1/16	298,732.04
1/8	298,108.52	1/8	298,236.12	1/8	298,362.66	1/8	298,488.14	1/8	298,612.54	1/8	298,735.87
3/16	298,112.51	3/16	298,240.08	3/16	298,366.59	3/16	298,492.03	3/16	298,616.41	3/16	298,739.70
1/4	298,116.51	1/4	298,244.05	1/4	298,370.52	1/4	298,495.93	1/4	298,620.27	1/4	298,743.54
5/16	298,120.51	5/16	298,248.01	5/16	298,374.45	5/16	298,499.83	5/16	298,624.14	5/16	298,747.37
3/8	298,124.51	3/8	298,251.98	3/8	298,378.39	3/8	298,503.73	3/8	298,628.00	3/8	298,751.20
7/16	298,128.50	7/16	298,255.94	7/16	298,382.32	7/16	298,507.63	7/16	298,631.87	7/16	298,755.03
1/2	298,132.50	1/2	298,259.91	1/2	298,386.25	1/2	298,511.52	1/2	298,635.73	1/2	298,758.86
9/16	298,136.50	9/16	298,263.87	9/16	298,390.18	9/16	298,515.42	9/16	298,639.60	9/16	298,762.69
5/8	298,140.50	5/8	298,267.84	5/8	298,394.11	5/8	298,519.32	5/8	298,643.46	5/8	298,766.52
11/16	298,144.50	11/16	298,271.80	11/16	298,398.04	11/16	298,523.22	11/16	298,647.32	11/16	298,770.35
3/4	298,148.49	3/4	298,275.76	3/4	298,401.97	3/4	298,527.12	3/4	298,651.19	3/4	298,774.18
13/16	298,152.49	13/16	298,279.73	13/16	298,405.91	13/16	298,531.02	13/16	298,655.05	13/16	298,778.01
7/8	298,156.49	7/8	298,283.69	7/8	298,409.84	7/8	298,534.91	7/8	298,658.92	7/8	298,781.85
15/16	298,160.49	15/16	298,287.66	15/16	298,413.77	15/16	298,538.81	15/16	298,662.78	15/16	298,785.68

This chart is Certified for Tank: 15 only. No changes are permissible without the written consent of GAUGE POINT CALIBRATION.

For calibration specification information, see certificate on page 1.

Tank No: 15
GAUGE POINT CALIBRATION
1-800-205-TANK

Red Hill, Pearl Harbor, Hawaii

Issue Date: 11/2/2005

Capacities given in barrels of 42 U.S. gallons.

Gauge Height: 257'-00 5/8"

in/in	235 FT	in/in	235 FT	in/in	235 FT	in/in	235 FT	in/in	235 FT	in/in	236 FT
2	298,789.51	4	298,911.28	6	299,031.97	8	299,151.57	10	299,270.06	0	299,387.46
1/16	298,793.32	1/16	298,915.06	1/16	299,035.72	1/16	299,155.28	1/16	299,273.74	1/16	299,391.10
1/8	298,797.13	1/8	298,918.84	1/8	299,039.46	1/8	299,158.99	1/8	299,277.42	1/8	299,394.74
3/16	298,800.95	3/16	298,922.62	3/16	299,043.21	3/16	299,162.70	3/16	299,281.10	3/16	299,398.39
1/4	298,804.76	1/4	298,926.40	1/4	299,046.96	1/4	299,166.41	1/4	299,284.77	1/4	299,402.03
5/16	298,808.58	5/16	298,930.18	5/16	299,050.70	5/16	299,170.13	5/16	299,288.45	5/16	299,405.67
3/8	298,812.39	3/8	298,933.96	3/8	299,054.45	3/8	299,173.84	3/8	299,292.13	3/8	299,409.31
7/16	298,816.20	7/16	298,937.74	7/16	299,058.19	7/16	299,177.55	7/16	299,295.80	7/16	299,412.96
1/2	298,820.02	1/2	298,941.52	1/2	299,061.94	1/2	299,181.26	1/2	299,299.48	1/2	299,416.60
9/16	298,823.83	9/16	298,945.30	9/16	299,065.69	9/16	299,184.97	9/16	299,303.16	9/16	299,420.24
5/8	298,827.65	5/8	298,949.08	5/8	299,069.43	5/8	299,188.68	5/8	299,306.84	5/8	299,423.88
11/16	298,831.46	11/16	298,952.86	11/16	299,073.18	11/16	299,192.40	11/16	299,310.51	11/16	299,427.53
3/4	298,835.27	3/4	298,956.64	3/4	299,076.92	3/4	299,196.11	3/4	299,314.19	3/4	299,431.17
13/16	298,839.09	13/16	298,960.42	13/16	299,080.67	13/16	299,199.82	13/16	299,317.87	13/16	299,434.81
7/8	298,842.90	7/8	298,964.20	7/8	299,084.41	7/8	299,203.53	7/8	299,321.55	7/8	299,438.45
15/16	298,846.72	15/16	298,967.98	15/16	299,088.16	15/16	299,207.24	15/16	299,325.22	15/16	299,442.10
3	298,850.53	5	298,971.76	7	299,091.91	9	299,210.95	11	299,328.90	1	299,445.74
1/16	298,854.33	1/16	298,975.53	1/16	299,095.64	1/16	299,214.65	1/16	299,332.56	1/16	299,449.36
1/8	298,858.12	1/8	298,979.29	1/8	299,099.36	1/8	299,218.34	1/8	299,336.22	1/8	299,452.99
3/16	298,861.92	3/16	298,983.05	3/16	299,103.09	3/16	299,222.04	3/16	299,339.88	3/16	299,456.61
1/4	298,865.72	1/4	298,986.82	1/4	299,106.82	1/4	299,225.73	1/4	299,343.54	1/4	299,460.24
5/16	298,869.52	5/16	298,990.58	5/16	299,110.55	5/16	299,229.43	5/16	299,347.20	5/16	299,463.87
3/8	298,873.31	3/8	298,994.34	3/8	299,114.28	3/8	299,233.12	3/8	299,350.86	3/8	299,467.49
7/16	298,877.11	7/16	298,998.11	7/16	299,118.01	7/16	299,236.81	7/16	299,354.52	7/16	299,471.12
1/2	298,880.91	1/2	299,001.87	1/2	299,121.74	1/2	299,240.51	1/2	299,358.18	1/2	299,474.74
9/16	298,884.70	9/16	299,005.63	9/16	299,125.47	9/16	299,244.20	9/16	299,361.84	9/16	299,478.37
5/8	298,888.50	5/8	299,009.39	5/8	299,129.19	5/8	299,247.90	5/8	299,365.50	5/8	299,481.99
11/16	298,892.30	11/16	299,013.16	11/16	299,132.92	11/16	299,251.59	11/16	299,369.16	11/16	299,485.62
3/4	298,896.10	3/4	299,016.92	3/4	299,136.65	3/4	299,255.29	3/4	299,372.82	3/4	299,489.24
13/16	298,899.89	13/16	299,020.68	13/16	299,140.38	13/16	299,258.98	13/16	299,376.48	13/16	299,492.87
7/8	298,903.69	7/8	299,024.45	7/8	299,144.11	7/8	299,262.68	7/8	299,380.14	7/8	299,496.49
15/16	298,907.49	15/16	299,028.21	15/16	299,147.84	15/16	299,266.37	15/16	299,383.80	15/16	299,500.12

This chart is Certified for Tank: 15 only. No changes are permissible without the written consent of GAUGE POINT CALIBRATION.

For calibration specification information, see certificate on page 1.

Tank No: 15
GAUGE POINT CALIBRATION
1-800-205-TANK

Red Hill, Pearl Harbor, Hawaii

Issue Date: 11/2/2005

Capacities given in barrels of 42 U.S. gallons.

Gauge Height: 257'-00 5/8"

in/in	236 FT	in/in	236 FT	in/in	236 FT	in/in	236 FT	in/in	236 FT	in/in	237 FT
2	299,503.74	4	299,618.91	6	299,732.97	8	299,845.89	10	299,957.69	0	300,068.35
1/16	299,507.35	1/16	299,622.49	1/16	299,736.50	1/16	299,849.40	1/16	299,961.16	1/16	300,071.79
1/8	299,510.96	1/8	299,626.06	1/8	299,740.04	1/8	299,852.90	1/8	299,964.63	1/8	300,075.22
3/16	299,514.57	3/16	299,629.63	3/16	299,743.58	3/16	299,856.40	3/16	299,968.09	3/16	300,078.65
1/4	299,518.17	1/4	299,633.21	1/4	299,747.12	1/4	299,859.90	1/4	299,971.56	1/4	300,082.08
5/16	299,521.78	5/16	299,636.78	5/16	299,750.65	5/16	299,863.41	5/16	299,975.03	5/16	300,085.51
3/8	299,525.39	3/8	299,640.35	3/8	299,754.19	3/8	299,866.91	3/8	299,978.49	3/8	300,088.94
7/16	299,529.00	7/16	299,643.92	7/16	299,757.73	7/16	299,870.41	7/16	299,981.96	7/16	300,092.38
1/2	299,532.61	1/2	299,647.50	1/2	299,761.27	1/2	299,873.91	1/2	299,985.43	1/2	300,095.81
9/16	299,536.21	9/16	299,651.07	9/16	299,764.81	9/16	299,877.42	9/16	299,988.90	9/16	300,099.24
5/8	299,539.82	5/8	299,654.64	5/8	299,768.34	5/8	299,880.92	5/8	299,992.36	5/8	300,102.67
11/16	299,543.43	11/16	299,658.22	11/16	299,771.88	11/16	299,884.42	11/16	299,995.83	11/16	300,106.10
3/4	299,547.04	3/4	299,661.79	3/4	299,775.42	3/4	299,887.92	3/4	299,999.30	3/4	300,109.53
13/16	299,550.64	13/16	299,665.36	13/16	299,778.96	13/16	299,891.43	13/16	300,002.76	13/16	300,112.96
7/8	299,554.25	7/8	299,668.93	7/8	299,782.49	7/8	299,894.93	7/8	300,006.23	7/8	300,116.40
15/16	299,557.86	15/16	299,672.51	15/16	299,786.03	15/16	299,898.43	15/16	300,009.70	15/16	300,119.83
3	299,561.47	5	299,676.08	7	299,789.57	9	299,901.93	11	300,013.16	1	300,123.26
1/16	299,565.06	1/16	299,679.64	1/16	299,793.09	1/16	299,905.42	1/16	300,016.61	1/16	300,126.67
1/8	299,568.65	1/8	299,683.19	1/8	299,796.61	1/8	299,908.90	1/8	300,020.06	1/8	300,130.09
3/16	299,572.24	3/16	299,686.75	3/16	299,800.13	3/16	299,912.39	3/16	300,023.51	3/16	300,133.50
1/4	299,575.83	1/4	299,690.30	1/4	299,803.65	1/4	299,915.87	1/4	300,026.96	1/4	300,136.91
5/16	299,579.42	5/16	299,693.86	5/16	299,807.17	5/16	299,919.36	5/16	300,030.41	5/16	300,140.33
3/8	299,583.01	3/8	299,697.41	3/8	299,810.69	3/8	299,922.84	3/8	300,033.86	3/8	300,143.74
7/16	299,586.60	7/16	299,700.97	7/16	299,814.21	7/16	299,926.33	7/16	300,037.31	7/16	300,147.15
1/2	299,590.19	1/2	299,704.52	1/2	299,817.73	1/2	299,929.81	1/2	300,040.76	1/2	300,150.57
9/16	299,593.78	9/16	299,708.08	9/16	299,821.25	9/16	299,933.30	9/16	300,044.21	9/16	300,153.98
5/8	299,597.37	5/8	299,711.63	5/8	299,824.77	5/8	299,936.78	5/8	300,047.66	5/8	300,157.40
11/16	299,600.96	11/16	299,715.19	11/16	299,828.29	11/16	299,940.27	11/16	300,051.11	11/16	300,160.81
3/4	299,604.55	3/4	299,718.74	3/4	299,831.81	3/4	299,943.75	3/4	300,054.56	3/4	300,164.22
13/16	299,608.14	13/16	299,722.30	13/16	299,835.33	13/16	299,947.24	13/16	300,058.01	13/16	300,167.64
7/8	299,611.73	7/8	299,725.85	7/8	299,838.85	7/8	299,950.72	7/8	300,061.46	7/8	300,171.05
15/16	299,615.32	15/16	299,729.41	15/16	299,842.37	15/16	299,954.21	15/16	300,064.91	15/16	300,174.46

This chart is Certified for Tank: 15 only. No changes are permissible without the written consent of GAUGE POINT CALIBRATION.

For calibration specification information, see certificate on page 1.

Tank No: 15
GAUGE POINT CALIBRATION
1-800-205-TANK

Red Hill, Pearl Harbor, Hawaii

Issue Date: 11/2/2005

Capacities given in barrels of 42 U.S. gallons.

Gauge Height: 257'-00 5/8"

in/in	237 FT	in/in	237 FT	in/in	237 FT	in/in	237 FT	in/in	237 FT	in/in	238 FT
2	300,177.88	4	300,286.26	6	300,393.49	8	300,499.56	10	300,604.47	0	300,708.22
1/16	300,181.27	1/16	300,289.62	1/16	300,396.81	1/16	300,502.85	1/16	300,607.72	1/16	300,711.43
1/8	300,184.67	1/8	300,292.98	1/8	300,400.13	1/8	300,506.13	1/8	300,610.97	1/8	300,714.65
3/16	300,188.07	3/16	300,296.34	3/16	300,403.46	3/16	300,509.42	3/16	300,614.22	3/16	300,717.86
1/4	300,191.46	1/4	300,299.70	1/4	300,406.78	1/4	300,512.71	1/4	300,617.48	1/4	300,721.08
5/16	300,194.86	5/16	300,303.06	5/16	300,410.10	5/16	300,516.00	5/16	300,620.73	5/16	300,724.29
3/8	300,198.25	3/8	300,306.42	3/8	300,413.43	3/8	300,519.28	3/8	300,623.98	3/8	300,727.51
7/16	300,201.65	7/16	300,309.78	7/16	300,416.75	7/16	300,522.57	7/16	300,627.23	7/16	300,730.72
1/2	300,205.04	1/2	300,313.14	1/2	300,420.08	1/2	300,525.86	1/2	300,630.48	1/2	300,733.94
9/16	300,208.44	9/16	300,316.50	9/16	300,423.40	9/16	300,529.15	9/16	300,633.73	9/16	300,737.15
5/8	300,211.84	5/8	300,319.86	5/8	300,426.72	5/8	300,532.43	5/8	300,636.98	5/8	300,740.36
11/16	300,215.23	11/16	300,323.22	11/16	300,430.05	11/16	300,535.72	11/16	300,640.23	11/16	300,743.58
3/4	300,218.63	3/4	300,326.58	3/4	300,433.37	3/4	300,539.01	3/4	300,643.49	3/4	300,746.79
13/16	300,222.02	13/16	300,329.94	13/16	300,436.70	13/16	300,542.30	13/16	300,646.74	13/16	300,750.01
7/8	300,225.42	7/8	300,333.30	7/8	300,440.02	7/8	300,545.58	7/8	300,649.99	7/8	300,753.22
15/16	300,228.82	15/16	300,336.66	15/16	300,443.34	15/16	300,548.87	15/16	300,653.24	15/16	300,756.44
3	300,232.21	5	300,340.02	7	300,446.67	9	300,552.16	11	300,656.49	1	300,759.65
1/16	300,235.59	1/16	300,343.36	1/16	300,449.97	1/16	300,555.43	1/16	300,659.72	1/16	300,762.85
1/8	300,238.97	1/8	300,346.70	1/8	300,453.28	1/8	300,558.70	1/8	300,662.96	1/8	300,766.05
3/16	300,242.34	3/16	300,350.04	3/16	300,456.58	3/16	300,561.97	3/16	300,666.19	3/16	300,769.24
1/4	300,245.72	1/4	300,353.38	1/4	300,459.89	1/4	300,565.24	1/4	300,669.42	1/4	300,772.44
5/16	300,249.10	5/16	300,356.72	5/16	300,463.20	5/16	300,568.51	5/16	300,672.66	5/16	300,775.63
3/8	300,252.48	3/8	300,360.07	3/8	300,466.50	3/8	300,571.78	3/8	300,675.89	3/8	300,778.83
7/16	300,255.86	7/16	300,363.41	7/16	300,469.81	7/16	300,575.05	7/16	300,679.12	7/16	300,782.03
1/2	300,259.23	1/2	300,366.75	1/2	300,473.11	1/2	300,578.32	1/2	300,682.35	1/2	300,785.22
9/16	300,262.61	9/16	300,370.09	9/16	300,476.42	9/16	300,581.59	9/16	300,685.59	9/16	300,788.42
5/8	300,265.99	5/8	300,373.43	5/8	300,479.72	5/8	300,584.85	5/8	300,688.82	5/8	300,791.62
11/16	300,269.37	11/16	300,376.78	11/16	300,483.03	11/16	300,588.12	11/16	300,692.05	11/16	300,794.81
3/4	300,272.75	3/4	300,380.12	3/4	300,486.34	3/4	300,591.39	3/4	300,695.29	3/4	300,798.01
13/16	300,276.12	13/16	300,383.46	13/16	300,489.64	13/16	300,594.66	13/16	300,698.52	13/16	300,801.20
7/8	300,279.50	7/8	300,386.80	7/8	300,492.95	7/8	300,597.93	7/8	300,701.75	7/8	300,804.40
15/16	300,282.88	15/16	300,390.14	15/16	300,496.25	15/16	300,601.20	15/16	300,704.98	15/16	300,807.60

This chart is Certified for Tank: 15 only. No changes are permissible without the written consent of GAUGE POINT CALIBRATION.

For calibration specification information, see certificate on page 1.

Tank No: 15
GAUGE POINT CALIBRATION
1-800-205-TANK

Red Hill, Pearl Harbor, Hawaii

Issue Date: 11/2/2005

Capacities given in barrels of 42 U.S. gallons.

Gauge Height: 257'-00 5/8"

in/in	238 FT	in/in	238 FT	in/in	238 FT	in/in	238 FT	in/in	238 FT	in/in	239 FT
2	300,810.79	4	300,912.19	6	301,012.41	8	301,111.44	10	301,209.29	0	301,305.93
1/16	300,813.97	1/16	300,915.33	1/16	301,015.52	1/16	301,114.51	1/16	301,212.31	1/16	301,308.92
1/8	300,817.15	1/8	300,918.48	1/8	301,018.62	1/8	301,117.58	1/8	301,215.34	1/8	301,311.91
3/16	300,820.33	3/16	300,921.62	3/16	301,021.72	3/16	301,120.65	3/16	301,218.37	3/16	301,314.91
1/4	300,823.51	1/4	300,924.76	1/4	301,024.83	1/4	301,123.71	1/4	301,221.40	1/4	301,317.90
5/16	300,826.68	5/16	300,927.90	5/16	301,027.93	5/16	301,126.78	5/16	301,224.43	5/16	301,320.89
3/8	300,829.86	3/8	300,931.04	3/8	301,031.04	3/8	301,129.85	3/8	301,227.46	3/8	301,323.88
7/16	300,833.04	7/16	300,934.18	7/16	301,034.14	7/16	301,132.91	7/16	301,230.49	7/16	301,326.87
1/2	300,836.22	1/2	300,937.32	1/2	301,037.24	1/2	301,135.98	1/2	301,233.52	1/2	301,329.87
9/16	300,839.40	9/16	300,940.46	9/16	301,040.35	9/16	301,139.05	9/16	301,236.55	9/16	301,332.86
5/8	300,842.57	5/8	300,943.60	5/8	301,043.45	5/8	301,142.11	5/8	301,239.58	5/8	301,335.85
11/16	300,845.75	11/16	300,946.75	11/16	301,046.56	11/16	301,145.18	11/16	301,242.61	11/16	301,338.84
3/4	300,848.93	3/4	300,949.89	3/4	301,049.66	3/4	301,148.25	3/4	301,245.64	3/4	301,341.83
13/16	300,852.11	13/16	300,953.03	13/16	301,052.77	13/16	301,151.31	13/16	301,248.67	13/16	301,344.82
7/8	300,855.29	7/8	300,956.17	7/8	301,055.87	7/8	301,154.38	7/8	301,251.70	7/8	301,347.82
15/16	300,858.46	15/16	300,959.31	15/16	301,058.97	15/16	301,157.45	15/16	301,254.73	15/16	301,350.81
3	300,861.64	5	300,962.45	7	301,062.08	9	301,160.51	11	301,257.76	1	301,353.80
1/16	300,864.80	1/16	300,965.57	1/16	301,065.16	1/16	301,163.56	1/16	301,260.77	1/16	301,356.77
1/8	300,867.96	1/8	300,968.70	1/8	301,068.25	1/8	301,166.61	1/8	301,263.78	1/8	301,359.75
3/16	300,871.12	3/16	300,971.82	3/16	301,071.33	3/16	301,169.66	3/16	301,266.79	3/16	301,362.72
1/4	300,874.28	1/4	300,974.94	1/4	301,074.42	1/4	301,172.71	1/4	301,269.80	1/4	301,365.69
5/16	300,877.44	5/16	300,978.06	5/16	301,077.50	5/16	301,175.76	5/16	301,272.81	5/16	301,368.67
3/8	300,880.60	3/8	300,981.19	3/8	301,080.59	3/8	301,178.80	3/8	301,275.82	3/8	301,371.64
7/16	300,883.76	7/16	300,984.31	7/16	301,083.68	7/16	301,181.85	7/16	301,278.83	7/16	301,374.61
1/2	300,886.92	1/2	300,987.43	1/2	301,086.76	1/2	301,184.90	1/2	301,281.84	1/2	301,377.59
9/16	300,890.08	9/16	300,990.55	9/16	301,089.85	9/16	301,187.95	9/16	301,284.85	9/16	301,380.56
5/8	300,893.24	5/8	300,993.68	5/8	301,092.93	5/8	301,191.00	5/8	301,287.86	5/8	301,383.53
11/16	300,896.40	11/16	300,996.80	11/16	301,096.02	11/16	301,194.04	11/16	301,290.88	11/16	301,386.51
3/4	300,899.56	3/4	300,999.92	3/4	301,099.10	3/4	301,197.09	3/4	301,293.89	3/4	301,389.48
13/16	300,902.72	13/16	301,003.04	13/16	301,102.19	13/16	301,200.14	13/16	301,296.90	13/16	301,392.45
7/8	300,905.87	7/8	301,006.17	7/8	301,105.27	7/8	301,203.19	7/8	301,299.91	7/8	301,395.42
15/16	300,909.03	15/16	301,009.29	15/16	301,108.36	15/16	301,206.24	15/16	301,302.92	15/16	301,398.40

This chart is Certified for Tank: 15 only. No changes are permissible without the written consent of GAUGE POINT CALIBRATION.

For calibration specification information, see certificate on page 1.

Tank No: 15
GAUGE POINT CALIBRATION
1-800-205-TANK

Red Hill, Pearl Harbor, Hawaii

Issue Date: 11/2/2005

Capacities given in barrels of 42 U.S. gallons.

Gauge Height: 257'-00 5/8"

in/in	239 FT	in/in	239 FT	in/in	239 FT	in/in	239 FT	in/in	239 FT	in/in	240 FT
2	301,401.37	4	301,495.61	6	301,588.63	8	301,680.43	10	301,771.02	0	301,860.37
1/16	301,404.33	1/16	301,498.52	1/16	301,591.51	1/16	301,683.27	1/16	301,773.82	1/16	301,863.13
1/8	301,407.28	1/8	301,501.44	1/8	301,594.39	1/8	301,686.11	1/8	301,776.62	1/8	301,865.90
3/16	301,410.23	3/16	301,504.36	3/16	301,597.26	3/16	301,688.95	3/16	301,779.42	3/16	301,868.66
1/4	301,413.19	1/4	301,507.27	1/4	301,600.14	1/4	301,691.79	1/4	301,782.22	1/4	301,871.42
5/16	301,416.14	5/16	301,510.19	5/16	301,603.02	5/16	301,694.63	5/16	301,785.02	5/16	301,874.19
3/8	301,419.10	3/8	301,513.10	3/8	301,605.90	3/8	301,697.47	3/8	301,787.83	3/8	301,876.95
7/16	301,422.05	7/16	301,516.02	7/16	301,608.78	7/16	301,700.31	7/16	301,790.63	7/16	301,879.71
1/2	301,425.01	1/2	301,518.94	1/2	301,611.66	1/2	301,703.16	1/2	301,793.43	1/2	301,882.48
9/16	301,427.96	9/16	301,521.85	9/16	301,614.53	9/16	301,706.00	9/16	301,796.23	9/16	301,885.24
5/8	301,430.91	5/8	301,524.77	5/8	301,617.41	5/8	301,708.84	5/8	301,799.03	5/8	301,888.00
11/16	301,433.87	11/16	301,527.69	11/16	301,620.29	11/16	301,711.68	11/16	301,801.84	11/16	301,890.77
3/4	301,436.82	3/4	301,530.60	3/4	301,623.17	3/4	301,714.52	3/4	301,804.64	3/4	301,893.53
13/16	301,439.78	13/16	301,533.52	13/16	301,626.05	13/16	301,717.36	13/16	301,807.44	13/16	301,896.29
7/8	301,442.73	7/8	301,536.44	7/8	301,628.93	7/8	301,720.20	7/8	301,810.24	7/8	301,899.06
15/16	301,445.69	15/16	301,539.35	15/16	301,631.80	15/16	301,723.04	15/16	301,813.04	15/16	301,901.82
3	301,448.64	5	301,542.27	7	301,634.68	9	301,725.88	11	301,815.85	1	301,904.58
1/16	301,451.58	1/16	301,545.17	1/16	301,637.54	1/16	301,728.70	1/16	301,818.63	1/16	301,907.33
1/8	301,454.51	1/8	301,548.06	1/8	301,640.40	1/8	301,731.52	1/8	301,821.41	1/8	301,910.07
3/16	301,457.45	3/16	301,550.96	3/16	301,643.26	3/16	301,734.34	3/16	301,824.19	3/16	301,912.82
1/4	301,460.38	1/4	301,553.86	1/4	301,646.12	1/4	301,737.16	1/4	301,826.98	1/4	301,915.56
5/16	301,463.32	5/16	301,556.76	5/16	301,648.98	5/16	301,739.98	5/16	301,829.76	5/16	301,918.31
3/8	301,466.25	3/8	301,559.65	3/8	301,651.84	3/8	301,742.80	3/8	301,832.54	3/8	301,921.05
7/16	301,469.19	7/16	301,562.55	7/16	301,654.70	7/16	301,745.63	7/16	301,835.33	7/16	301,923.79
1/2	301,472.12	1/2	301,565.45	1/2	301,657.56	1/2	301,748.45	1/2	301,838.11	1/2	301,926.54
9/16	301,475.06	9/16	301,568.35	9/16	301,660.42	9/16	301,751.27	9/16	301,840.89	9/16	301,929.28
5/8	301,477.99	5/8	301,571.24	5/8	301,663.28	5/8	301,754.09	5/8	301,843.67	5/8	301,932.03
11/16	301,480.93	11/16	301,574.14	11/16	301,666.14	11/16	301,756.91	11/16	301,846.46	11/16	301,934.77
3/4	301,483.86	3/4	301,577.04	3/4	301,669.00	3/4	301,759.73	3/4	301,849.24	3/4	301,937.51
13/16	301,486.80	13/16	301,579.94	13/16	301,671.85	13/16	301,762.55	13/16	301,852.02	13/16	301,940.26
7/8	301,489.74	7/8	301,582.83	7/8	301,674.71	7/8	301,765.37	7/8	301,854.80	7/8	301,943.00
15/16	301,492.67	15/16	301,585.73	15/16	301,677.57	15/16	301,768.19	15/16	301,857.59	15/16	301,945.75

This chart is Certified for Tank: 15 only. No changes are permissible without the written consent of GAUGE POINT CALIBRATION.

For calibration specification information, see certificate on page 1.

Tank No: 15
GAUGE POINT CALIBRATION
1-800-205-TANK

Red Hill, Pearl Harbor, Hawaii

Issue Date: 11/2/2005

Capacities given in barrels of 42 U.S. gallons.

Gauge Height: 257'-00 5/8"

in/in	240 FT	in/in	240 FT	in/in	240 FT	in/in	240 FT	in/in	240 FT	in/in	241 FT
2	301,948.49	4	302,035.37	6	302,121.01	8	302,205.40	10	302,288.54	0	302,370.42
1/16	301,951.22	1/16	302,038.06	1/16	302,123.66	1/16	302,208.01	1/16	302,291.11	1/16	302,372.95
1/8	301,953.94	1/8	302,040.75	1/8	302,126.31	1/8	302,210.62	1/8	302,293.68	1/8	302,375.48
3/16	301,956.66	3/16	302,043.43	3/16	302,128.95	3/16	302,213.23	3/16	302,296.25	3/16	302,378.01
1/4	301,959.39	1/4	302,046.12	1/4	302,131.60	1/4	302,215.84	1/4	302,298.82	1/4	302,380.54
5/16	301,962.11	5/16	302,048.80	5/16	302,134.25	5/16	302,218.44	5/16	302,301.38	5/16	302,383.06
3/8	301,964.84	3/8	302,051.49	3/8	302,136.89	3/8	302,221.05	3/8	302,303.95	3/8	302,385.59
7/16	301,967.56	7/16	302,054.18	7/16	302,139.54	7/16	302,223.66	7/16	302,306.52	7/16	302,388.12
1/2	301,970.29	1/2	302,056.86	1/2	302,142.19	1/2	302,226.27	1/2	302,309.09	1/2	302,390.65
9/16	301,973.01	9/16	302,059.55	9/16	302,144.84	9/16	302,228.87	9/16	302,311.66	9/16	302,393.18
5/8	301,975.74	5/8	302,062.23	5/8	302,147.48	5/8	302,231.48	5/8	302,314.23	5/8	302,395.71
11/16	301,978.46	11/16	302,064.92	11/16	302,150.13	11/16	302,234.09	11/16	302,316.80	11/16	302,398.24
3/4	301,981.19	3/4	302,067.61	3/4	302,152.78	3/4	302,236.70	3/4	302,319.36	3/4	302,400.77
13/16	301,983.91	13/16	302,070.29	13/16	302,155.42	13/16	302,239.31	13/16	302,321.93	13/16	302,403.30
7/8	301,986.64	7/8	302,072.98	7/8	302,158.07	7/8	302,241.91	7/8	302,324.50	7/8	302,405.83
15/16	301,989.36	15/16	302,075.66	15/16	302,160.72	15/16	302,244.52	15/16	302,327.07	15/16	302,408.36
3	301,992.09	5	302,078.35	7	302,163.36	9	302,247.13	11	302,329.64	1	302,410.88
1/16	301,994.79	1/16	302,081.02	1/16	302,165.99	1/16	302,249.72	1/16	302,332.19	1/16	302,413.39
1/8	301,997.50	1/8	302,083.68	1/8	302,168.62	1/8	302,252.31	1/8	302,334.74	1/8	302,415.90
3/16	302,000.20	3/16	302,086.35	3/16	302,171.25	3/16	302,254.89	3/16	302,337.28	3/16	302,418.41
1/4	302,002.91	1/4	302,089.02	1/4	302,173.87	1/4	302,257.48	1/4	302,339.83	1/4	302,420.92
5/16	302,005.61	5/16	302,091.68	5/16	302,176.50	5/16	302,260.07	5/16	302,342.38	5/16	302,423.43
3/8	302,008.32	3/8	302,094.35	3/8	302,179.13	3/8	302,262.66	3/8	302,344.93	3/8	302,425.94
7/16	302,011.02	7/16	302,097.01	7/16	302,181.76	7/16	302,265.25	7/16	302,347.48	7/16	302,428.45
1/2	302,013.73	1/2	302,099.68	1/2	302,184.38	1/2	302,267.84	1/2	302,350.03	1/2	302,430.96
9/16	302,016.44	9/16	302,102.35	9/16	302,187.01	9/16	302,270.42	9/16	302,352.58	9/16	302,433.47
5/8	302,019.14	5/8	302,105.01	5/8	302,189.64	5/8	302,273.01	5/8	302,355.13	5/8	302,435.98
11/16	302,021.85	11/16	302,107.68	11/16	302,192.27	11/16	302,275.60	11/16	302,357.68	11/16	302,438.49
3/4	302,024.55	3/4	302,110.35	3/4	302,194.89	3/4	302,278.19	3/4	302,360.22	3/4	302,441.00
13/16	302,027.26	13/16	302,113.01	13/16	302,197.52	13/16	302,280.78	13/16	302,362.77	13/16	302,443.51
7/8	302,029.96	7/8	302,115.68	7/8	302,200.15	7/8	302,283.36	7/8	302,365.32	7/8	302,446.01
15/16	302,032.67	15/16	302,118.35	15/16	302,202.78	15/16	302,285.95	15/16	302,367.87	15/16	302,448.52

This chart is Certified for Tank: 15 only. No changes are permissible without the written consent of GAUGE POINT CALIBRATION.

For calibration specification information, see certificate on page 1.

Tank No: 15
GAUGE POINT CALIBRATION
1-800-205-TANK

Red Hill, Pearl Harbor, Hawaii

Issue Date: 11/2/2005

Capacities given in barrels of 42 U.S. gallons.

Gauge Height: 257'-00 5/8"

in/in	241 FT	in/in	241 FT	in/in	241 FT	in/in	241 FT	in/in	241 FT	in/in	242 FT
2	302,451.03	4	302,530.38	6	302,608.45	8	302,685.24	10	302,760.68	0	302,834.90
1/16	302,453.52	1/16	302,532.83	1/16	302,610.86	1/16	302,687.61	1/16	302,763.01	1/16	302,837.19
1/8	302,456.01	1/8	302,535.28	1/8	302,613.27	1/8	302,689.98	1/8	302,765.34	1/8	302,839.47
3/16	302,458.50	3/16	302,537.73	3/16	302,615.68	3/16	302,692.35	3/16	302,767.67	3/16	302,841.76
1/4	302,460.99	1/4	302,540.18	1/4	302,618.09	1/4	302,694.72	1/4	302,770.00	1/4	302,844.05
5/16	302,463.48	5/16	302,542.63	5/16	302,620.50	5/16	302,697.09	5/16	302,772.33	5/16	302,846.34
3/8	302,465.97	3/8	302,545.08	3/8	302,622.91	3/8	302,699.46	3/8	302,774.66	3/8	302,848.63
7/16	302,468.46	7/16	302,547.53	7/16	302,625.32	7/16	302,701.83	7/16	302,776.99	7/16	302,850.92
1/2	302,470.95	1/2	302,549.98	1/2	302,627.73	1/2	302,704.20	1/2	302,779.32	1/2	302,853.21
9/16	302,473.44	9/16	302,552.42	9/16	302,630.14	9/16	302,706.56	9/16	302,781.64	9/16	302,855.50
5/8	302,475.93	5/8	302,554.87	5/8	302,632.55	5/8	302,708.93	5/8	302,783.97	5/8	302,857.79
11/16	302,478.42	11/16	302,557.32	11/16	302,634.95	11/16	302,711.30	11/16	302,786.30	11/16	302,860.07
3/4	302,480.91	3/4	302,559.77	3/4	302,637.36	3/4	302,713.67	3/4	302,788.63	3/4	302,862.36
13/16	302,483.40	13/16	302,562.22	13/16	302,639.77	13/16	302,716.04	13/16	302,790.96	13/16	302,864.65
7/8	302,485.89	7/8	302,564.67	7/8	302,642.18	7/8	302,718.41	7/8	302,793.29	7/8	302,866.94
15/16	302,488.38	15/16	302,567.12	15/16	302,644.59	15/16	302,720.78	15/16	302,795.62	15/16	302,869.23
3	302,490.86	5	302,569.57	7	302,647.00	9	302,723.15	11	302,797.95	1	302,871.52
1/16	302,493.33	1/16	302,572.00	1/16	302,649.39	1/16	302,725.50	1/16	302,800.26	1/16	302,873.79
1/8	302,495.80	1/8	302,574.43	1/8	302,651.78	1/8	302,727.84	1/8	302,802.57	1/8	302,876.06
3/16	302,498.27	3/16	302,576.86	3/16	302,654.17	3/16	302,730.19	3/16	302,804.88	3/16	302,878.32
1/4	302,500.74	1/4	302,579.29	1/4	302,656.56	1/4	302,732.53	1/4	302,807.19	1/4	302,880.59
5/16	302,503.21	5/16	302,581.72	5/16	302,658.95	5/16	302,734.88	5/16	302,809.50	5/16	302,882.86
3/8	302,505.68	3/8	302,584.15	3/8	302,661.34	3/8	302,737.23	3/8	302,811.80	3/8	302,885.13
7/16	302,508.15	7/16	302,586.58	7/16	302,663.73	7/16	302,739.57	7/16	302,814.11	7/16	302,887.40
1/2	302,510.62	1/2	302,589.01	1/2	302,666.12	1/2	302,741.92	1/2	302,816.42	1/2	302,889.67
9/16	302,513.09	9/16	302,591.44	9/16	302,668.51	9/16	302,744.26	9/16	302,818.73	9/16	302,891.94
5/8	302,515.56	5/8	302,593.87	5/8	302,670.90	5/8	302,746.61	5/8	302,821.04	5/8	302,894.20
11/16	302,518.03	11/16	302,596.30	11/16	302,673.29	11/16	302,748.95	11/16	302,823.35	11/16	302,896.47
3/4	302,520.50	3/4	302,598.73	3/4	302,675.68	3/4	302,751.30	3/4	302,825.66	3/4	302,898.74
13/16	302,522.97	13/16	302,601.16	13/16	302,678.07	13/16	302,753.64	13/16	302,827.97	13/16	302,901.01
7/8	302,525.44	7/8	302,603.59	7/8	302,680.46	7/8	302,755.99	7/8	302,830.28	7/8	302,903.28
15/16	302,527.91	15/16	302,606.02	15/16	302,682.85	15/16	302,758.34	15/16	302,832.59	15/16	302,905.55

This chart is Certified for Tank: 15 only. No changes are permissible without the written consent of GAUGE POINT CALIBRATION.

For calibration specification information, see certificate on page 1.

Tank No: 15
GAUGE POINT CALIBRATION
1-800-205-TANK

Red Hill, Pearl Harbor, Hawaii

Issue Date: 11/2/2005

Capacities given in barrels of 42 U.S. gallons.

Gauge Height: 257'-00 5/8"

in/in	242 FT	in/in	242 FT	in/in	242 FT	in/in	242 FT	in/in	242 FT	in/in	243 FT
2	302,907.82	4	302,979.44	6	303,049.75	8	303,118.75	10	303,186.44	0	303,252.81
1/16	302,910.06	1/16	302,981.64	1/16	303,051.92	1/16	303,120.88	1/16	303,188.53	1/16	303,254.85
1/8	302,912.31	1/8	302,983.85	1/8	303,054.08	1/8	303,123.01	1/8	303,190.61	1/8	303,256.89
3/16	302,914.56	3/16	302,986.06	3/16	303,056.25	3/16	303,125.13	3/16	303,192.69	3/16	303,258.94
1/4	302,916.81	1/4	302,988.27	1/4	303,058.42	1/4	303,127.26	1/4	303,194.78	1/4	303,260.98
5/16	302,919.06	5/16	302,990.47	5/16	303,060.58	5/16	303,129.38	5/16	303,196.86	5/16	303,263.02
3/8	302,921.31	3/8	302,992.68	3/8	303,062.75	3/8	303,131.51	3/8	303,198.95	3/8	303,265.07
7/16	302,923.55	7/16	302,994.89	7/16	303,064.92	7/16	303,133.63	7/16	303,201.03	7/16	303,267.11
1/2	302,925.80	1/2	302,997.10	1/2	303,067.08	1/2	303,135.76	1/2	303,203.12	1/2	303,269.15
9/16	302,928.05	9/16	302,999.30	9/16	303,069.25	9/16	303,137.88	9/16	303,205.20	9/16	303,271.19
5/8	302,930.30	5/8	303,001.51	5/8	303,071.42	5/8	303,140.01	5/8	303,207.28	5/8	303,273.24
11/16	302,932.55	11/16	303,003.72	11/16	303,073.58	11/16	303,142.14	11/16	303,209.37	11/16	303,275.28
3/4	302,934.80	3/4	303,005.93	3/4	303,075.75	3/4	303,144.26	3/4	303,211.45	3/4	303,277.32
13/16	302,937.04	13/16	303,008.13	13/16	303,077.92	13/16	303,146.39	13/16	303,213.54	13/16	303,279.37
7/8	302,939.29	7/8	303,010.34	7/8	303,080.08	7/8	303,148.51	7/8	303,215.62	7/8	303,281.41
15/16	302,941.54	15/16	303,012.55	15/16	303,082.25	15/16	303,150.64	15/16	303,217.71	15/16	303,283.45
3	302,943.79	5	303,014.76	7	303,084.42	9	303,152.76	11	303,219.79	1	303,285.49
1/16	302,946.02	1/16	303,016.94	1/16	303,086.56	1/16	303,154.87	1/16	303,221.85	1/16	303,287.52
1/8	302,948.25	1/8	303,019.13	1/8	303,088.71	1/8	303,156.97	1/8	303,223.92	1/8	303,289.54
3/16	302,950.47	3/16	303,021.32	3/16	303,090.85	3/16	303,159.08	3/16	303,225.98	3/16	303,291.56
1/4	302,952.70	1/4	303,023.51	1/4	303,093.00	1/4	303,161.18	1/4	303,228.04	1/4	303,293.58
5/16	302,954.93	5/16	303,025.69	5/16	303,095.15	5/16	303,163.29	5/16	303,230.11	5/16	303,295.60
3/8	302,957.16	3/8	303,027.88	3/8	303,097.29	3/8	303,165.39	3/8	303,232.17	3/8	303,297.63
7/16	302,959.38	7/16	303,030.07	7/16	303,099.44	7/16	303,167.50	7/16	303,234.24	7/16	303,299.65
1/2	302,961.61	1/2	303,032.25	1/2	303,101.59	1/2	303,169.60	1/2	303,236.30	1/2	303,301.67
9/16	302,963.84	9/16	303,034.44	9/16	303,103.73	9/16	303,171.71	9/16	303,238.36	9/16	303,303.69
5/8	302,966.07	5/8	303,036.63	5/8	303,105.88	5/8	303,173.81	5/8	303,240.43	5/8	303,305.72
11/16	302,968.30	11/16	303,038.82	11/16	303,108.02	11/16	303,175.92	11/16	303,242.49	11/16	303,307.74
3/4	302,970.52	3/4	303,041.00	3/4	303,110.17	3/4	303,178.02	3/4	303,244.55	3/4	303,309.76
13/16	302,972.75	13/16	303,043.19	13/16	303,112.32	13/16	303,180.13	13/16	303,246.62	13/16	303,311.78
7/8	302,974.98	7/8	303,045.38	7/8	303,114.46	7/8	303,182.23	7/8	303,248.68	7/8	303,313.80
15/16	302,977.21	15/16	303,047.56	15/16	303,116.61	15/16	303,184.34	15/16	303,250.74	15/16	303,315.83

This chart is Certified for Tank: 15 only. No changes are permissible without the written consent of GAUGE POINT CALIBRATION.

For calibration specification information, see certificate on page 1.

Tank No: 15
GAUGE POINT CALIBRATION
1-800-205-TANK

Red Hill, Pearl Harbor, Hawaii

Issue Date: 11/2/2005

Capacities given in barrels of 42 U.S. gallons.

Gauge Height: 257'-00 5/8"

in/in	243 FT	in/in	243 FT	in/in	243 FT	in/in	243 FT	in/in	243 FT	in/in	244 FT
2	303,317.85	4	303,381.56	6	303,443.93	8	303,504.96	10	303,564.64	0	303,622.97
1/16	303,319.85	1/16	303,383.52	1/16	303,445.85	1/16	303,506.83	1/16	303,566.48	1/16	303,624.76
1/8	303,321.85	1/8	303,385.48	1/8	303,447.76	1/8	303,508.71	1/8	303,568.31	1/8	303,626.55
3/16	303,323.85	3/16	303,387.44	3/16	303,449.68	3/16	303,510.59	3/16	303,570.14	3/16	303,628.35
1/4	303,325.85	1/4	303,389.40	1/4	303,451.60	1/4	303,512.46	1/4	303,571.98	1/4	303,630.14
5/16	303,327.85	5/16	303,391.35	5/16	303,453.52	5/16	303,514.34	5/16	303,573.81	5/16	303,631.93
3/8	303,329.86	3/8	303,393.31	3/8	303,455.43	3/8	303,516.21	3/8	303,575.64	3/8	303,633.72
7/16	303,331.86	7/16	303,395.27	7/16	303,457.35	7/16	303,518.09	7/16	303,577.48	7/16	303,635.51
1/2	303,333.86	1/2	303,397.23	1/2	303,459.27	1/2	303,519.96	1/2	303,579.31	1/2	303,637.30
9/16	303,335.86	9/16	303,399.19	9/16	303,461.19	9/16	303,521.84	9/16	303,581.14	9/16	303,639.09
5/8	303,337.86	5/8	303,401.15	5/8	303,463.11	5/8	303,523.72	5/8	303,582.98	5/8	303,640.88
11/16	303,339.86	11/16	303,403.11	11/16	303,465.02	11/16	303,525.59	11/16	303,584.81	11/16	303,642.67
3/4	303,341.86	3/4	303,405.07	3/4	303,466.94	3/4	303,527.47	3/4	303,586.64	3/4	303,644.47
13/16	303,343.87	13/16	303,407.03	13/16	303,468.86	13/16	303,529.34	13/16	303,588.48	13/16	303,646.26
7/8	303,345.87	7/8	303,408.99	7/8	303,470.78	7/8	303,531.22	7/8	303,590.31	7/8	303,648.05
15/16	303,347.87	15/16	303,410.95	15/16	303,472.69	15/16	303,533.09	15/16	303,592.14	15/16	303,649.84
3	303,349.87	5	303,412.91	7	303,474.61	9	303,534.97	11	303,593.98	1	303,651.63
1/16	303,351.85	1/16	303,414.85	1/16	303,476.51	1/16	303,536.82	1/16	303,595.79	1/16	303,653.40
1/8	303,353.83	1/8	303,416.79	1/8	303,478.41	1/8	303,538.68	1/8	303,597.60	1/8	303,655.17
3/16	303,355.81	3/16	303,418.73	3/16	303,480.30	3/16	303,540.53	3/16	303,599.41	3/16	303,656.94
1/4	303,357.79	1/4	303,420.66	1/4	303,482.20	1/4	303,542.39	1/4	303,601.23	1/4	303,658.71
5/16	303,359.77	5/16	303,422.60	5/16	303,484.10	5/16	303,544.24	5/16	303,603.04	5/16	303,660.48
3/8	303,361.75	3/8	303,424.54	3/8	303,485.99	3/8	303,546.10	3/8	303,604.85	3/8	303,662.25
7/16	303,363.73	7/16	303,426.48	7/16	303,487.89	7/16	303,547.95	7/16	303,606.66	7/16	303,664.02
1/2	303,365.71	1/2	303,428.42	1/2	303,489.79	1/2	303,549.81	1/2	303,608.47	1/2	303,665.79
9/16	303,367.69	9/16	303,430.36	9/16	303,491.68	9/16	303,551.66	9/16	303,610.29	9/16	303,667.56
5/8	303,369.67	5/8	303,432.30	5/8	303,493.58	5/8	303,553.51	5/8	303,612.10	5/8	303,669.33
11/16	303,371.65	11/16	303,434.24	11/16	303,495.48	11/16	303,555.37	11/16	303,613.91	11/16	303,671.10
3/4	303,373.64	3/4	303,436.17	3/4	303,497.37	3/4	303,557.22	3/4	303,615.72	3/4	303,672.87
13/16	303,375.62	13/16	303,438.11	13/16	303,499.27	13/16	303,559.08	13/16	303,617.54	13/16	303,674.64
7/8	303,377.60	7/8	303,440.05	7/8	303,501.17	7/8	303,560.93	7/8	303,619.35	7/8	303,676.41
15/16	303,379.58	15/16	303,441.99	15/16	303,503.06	15/16	303,562.79	15/16	303,621.16	15/16	303,678.18

This chart is Certified for Tank: 15 only. No changes are permissible without the written consent of GAUGE POINT CALIBRATION.

For calibration specification information, see certificate on page 1.

Tank No: 15
GAUGE POINT CALIBRATION
1-800-205-TANK

Red Hill, Pearl Harbor, Hawaii

Issue Date: 11/2/2005

Capacities given in barrels of 42 U.S. gallons.

Gauge Height: 257'-00 5/8"

in/in	244 FT	in/in	244 FT	in/in	244 FT	in/in	244 FT	in/in	244 FT	in/in	245 FT
2	303,679.95	4	303,735.56	6	303,789.80	8	303,842.67	10	303,894.16	0	303,944.27
1/16	303,681.69	1/16	303,737.26	1/16	303,791.46	1/16	303,844.29	1/16	303,895.74	1/16	303,945.80
1/8	303,683.44	1/8	303,738.97	1/8	303,793.13	1/8	303,845.91	1/8	303,897.31	1/8	303,947.34
3/16	303,685.19	3/16	303,740.67	3/16	303,794.79	3/16	303,847.53	3/16	303,898.89	3/16	303,948.87
1/4	303,686.94	1/4	303,742.38	1/4	303,796.45	1/4	303,849.15	1/4	303,900.47	1/4	303,950.40
5/16	303,688.69	5/16	303,744.09	5/16	303,798.11	5/16	303,850.77	5/16	303,902.04	5/16	303,951.94
3/8	303,690.44	3/8	303,745.79	3/8	303,799.78	3/8	303,852.39	3/8	303,903.62	3/8	303,953.47
7/16	303,692.19	7/16	303,747.50	7/16	303,801.44	7/16	303,854.01	7/16	303,905.20	7/16	303,955.00
1/2	303,693.93	1/2	303,749.20	1/2	303,803.10	1/2	303,855.63	1/2	303,906.77	1/2	303,956.54
9/16	303,695.68	9/16	303,750.91	9/16	303,804.77	9/16	303,857.25	9/16	303,908.35	9/16	303,958.07
5/8	303,697.43	5/8	303,752.61	5/8	303,806.43	5/8	303,858.87	5/8	303,909.93	5/8	303,959.60
11/16	303,699.18	11/16	303,754.32	11/16	303,808.09	11/16	303,860.49	11/16	303,911.51	11/16	303,961.14
3/4	303,700.93	3/4	303,756.03	3/4	303,809.75	3/4	303,862.11	3/4	303,913.08	3/4	303,962.67
13/16	303,702.68	13/16	303,757.73	13/16	303,811.42	13/16	303,863.73	13/16	303,914.66	13/16	303,964.20
7/8	303,704.43	7/8	303,759.44	7/8	303,813.08	7/8	303,865.35	7/8	303,916.24	7/8	303,965.74
15/16	303,706.17	15/16	303,761.14	15/16	303,814.74	15/16	303,866.97	15/16	303,917.81	15/16	303,967.27
3	303,707.92	5	303,762.85	7	303,816.41	9	303,868.59	11	303,919.39	1	303,968.80
1/16	303,709.65	1/16	303,764.53	1/16	303,818.05	1/16	303,870.19	1/16	303,920.94	1/16	303,970.32
1/8	303,711.38	1/8	303,766.22	1/8	303,819.69	1/8	303,871.78	1/8	303,922.50	1/8	303,971.83
3/16	303,713.10	3/16	303,767.90	3/16	303,821.33	3/16	303,873.38	3/16	303,924.05	3/16	303,973.34
1/4	303,714.83	1/4	303,769.59	1/4	303,822.97	1/4	303,874.98	1/4	303,925.61	1/4	303,974.85
5/16	303,716.56	5/16	303,771.27	5/16	303,824.61	5/16	303,876.58	5/16	303,927.16	5/16	303,976.36
3/8	303,718.29	3/8	303,772.96	3/8	303,826.25	3/8	303,878.18	3/8	303,928.72	3/8	303,977.87
7/16	303,720.01	7/16	303,774.64	7/16	303,827.90	7/16	303,879.78	7/16	303,930.27	7/16	303,979.39
1/2	303,721.74	1/2	303,776.32	1/2	303,829.54	1/2	303,881.37	1/2	303,931.83	1/2	303,980.90
9/16	303,723.47	9/16	303,778.01	9/16	303,831.18	9/16	303,882.97	9/16	303,933.38	9/16	303,982.41
5/8	303,725.19	5/8	303,779.69	5/8	303,832.82	5/8	303,884.57	5/8	303,934.94	5/8	303,983.92
11/16	303,726.92	11/16	303,781.38	11/16	303,834.46	11/16	303,886.17	11/16	303,936.49	11/16	303,985.43
3/4	303,728.65	3/4	303,783.06	3/4	303,836.10	3/4	303,887.77	3/4	303,938.05	3/4	303,986.94
13/16	303,730.38	13/16	303,784.75	13/16	303,837.74	13/16	303,889.37	13/16	303,939.60	13/16	303,988.46
7/8	303,732.10	7/8	303,786.43	7/8	303,839.39	7/8	303,890.96	7/8	303,941.16	7/8	303,989.97
15/16	303,733.83	15/16	303,788.11	15/16	303,841.03	15/16	303,892.56	15/16	303,942.71	15/16	303,991.48

This chart is Certified for Tank: 15 only. No changes are permissible without the written consent of GAUGE POINT CALIBRATION.

For calibration specification information, see certificate on page 1.

Tank No: 15
GAUGE POINT CALIBRATION
1-800-205-TANK

Red Hill, Pearl Harbor, Hawaii

Issue Date: 11/2/2005

Capacities given in barrels of 42 U.S. gallons.

Gauge Height: 257'-00 5/8"

in/in	245 FT	in/in	245 FT	in/in	245 FT	in/in	245 FT	in/in	245 FT	in/in	246 FT
2	303,992.99	4	304,040.32	6	304,086.24	8	304,130.77	10	304,173.88	0	304,215.58
1/16	303,994.48	1/16	304,041.76	1/16	304,087.65	1/16	304,132.13	1/16	304,175.20	1/16	304,216.85
1/8	303,995.97	1/8	304,043.21	1/8	304,089.05	1/8	304,133.48	1/8	304,176.51	1/8	304,218.12
3/16	303,997.46	3/16	304,044.65	3/16	304,090.45	3/16	304,134.84	3/16	304,177.82	3/16	304,219.39
1/4	303,998.95	1/4	304,046.10	1/4	304,091.85	1/4	304,136.20	1/4	304,179.14	1/4	304,220.66
5/16	304,000.44	5/16	304,047.55	5/16	304,093.26	5/16	304,137.56	5/16	304,180.45	5/16	304,221.93
3/8	304,001.93	3/8	304,048.99	3/8	304,094.66	3/8	304,138.92	3/8	304,181.77	3/8	304,223.20
7/16	304,003.42	7/16	304,050.44	7/16	304,096.06	7/16	304,140.28	7/16	304,183.08	7/16	304,224.47
1/2	304,004.91	1/2	304,051.89	1/2	304,097.46	1/2	304,141.63	1/2	304,184.40	1/2	304,225.74
9/16	304,006.40	9/16	304,053.33	9/16	304,098.87	9/16	304,142.99	9/16	304,185.71	9/16	304,227.01
5/8	304,007.89	5/8	304,054.78	5/8	304,100.27	5/8	304,144.35	5/8	304,187.02	5/8	304,228.28
11/16	304,009.38	11/16	304,056.22	11/16	304,101.67	11/16	304,145.71	11/16	304,188.34	11/16	304,229.55
3/4	304,010.87	3/4	304,057.67	3/4	304,103.07	3/4	304,147.07	3/4	304,189.65	3/4	304,230.82
13/16	304,012.36	13/16	304,059.12	13/16	304,104.47	13/16	304,148.43	13/16	304,190.97	13/16	304,232.09
7/8	304,013.85	7/8	304,060.56	7/8	304,105.88	7/8	304,149.78	7/8	304,192.28	7/8	304,233.36
15/16	304,015.34	15/16	304,062.01	15/16	304,107.28	15/16	304,151.14	15/16	304,193.59	15/16	304,234.63
3	304,016.83	5	304,063.46	7	304,108.68	9	304,152.50	11	304,194.91	1	304,235.90
1/16	304,018.30	1/16	304,064.88	1/16	304,110.06	1/16	304,153.84	1/16	304,196.20	1/16	304,237.15
1/8	304,019.76	1/8	304,066.30	1/8	304,111.44	1/8	304,155.17	1/8	304,197.49	1/8	304,238.40
3/16	304,021.23	3/16	304,067.73	3/16	304,112.82	3/16	304,156.51	3/16	304,198.79	3/16	304,239.64
1/4	304,022.70	1/4	304,069.15	1/4	304,114.20	1/4	304,157.85	1/4	304,200.08	1/4	304,240.89
5/16	304,024.17	5/16	304,070.58	5/16	304,115.58	5/16	304,159.18	5/16	304,201.37	5/16	304,242.14
3/8	304,025.64	3/8	304,072.00	3/8	304,116.96	3/8	304,160.52	3/8	304,202.66	3/8	304,243.39
7/16	304,027.10	7/16	304,073.43	7/16	304,118.34	7/16	304,161.86	7/16	304,203.95	7/16	304,244.63
1/2	304,028.57	1/2	304,074.85	1/2	304,119.72	1/2	304,163.19	1/2	304,205.25	1/2	304,245.88
9/16	304,030.04	9/16	304,076.27	9/16	304,121.10	9/16	304,164.53	9/16	304,206.54	9/16	304,247.13
5/8	304,031.51	5/8	304,077.70	5/8	304,122.49	5/8	304,165.86	5/8	304,207.83	5/8	304,248.38
11/16	304,032.98	11/16	304,079.12	11/16	304,123.87	11/16	304,167.20	11/16	304,209.12	11/16	304,249.62
3/4	304,034.44	3/4	304,080.55	3/4	304,125.25	3/4	304,168.54	3/4	304,210.41	3/4	304,250.87
13/16	304,035.91	13/16	304,081.97	13/16	304,126.63	13/16	304,169.87	13/16	304,211.71	13/16	304,252.12
7/8	304,037.38	7/8	304,083.40	7/8	304,128.01	7/8	304,171.21	7/8	304,213.00	7/8	304,253.37
15/16	304,038.85	15/16	304,084.82	15/16	304,129.39	15/16	304,172.55	15/16	304,214.29	15/16	304,254.61

This chart is Certified for Tank: 15 only. No changes are permissible without the written consent of GAUGE POINT CALIBRATION.

For calibration specification information, see certificate on page 1.

Tank No: 15
GAUGE POINT CALIBRATION
1-800-205-TANK

Red Hill, Pearl Harbor, Hawaii

Issue Date: 11/2/2005

Capacities given in barrels of 42 U.S. gallons.

Gauge Height: 257'-00 5/8"

in/in	246 FT	in/in	246 FT	in/in	246 FT	in/in	246 FT	in/in	246 FT	in/in	247 FT
2	304,255.86	4	304,294.72	6	304,332.14	8	304,368.13	10	304,402.68	0	304,435.79
1/16	304,257.09	1/16	304,295.90	1/16	304,333.28	1/16	304,369.23	1/16	304,403.73	1/16	304,436.79
1/8	304,258.31	1/8	304,297.08	1/8	304,334.42	1/8	304,370.32	1/8	304,404.78	1/8	304,437.79
3/16	304,259.54	3/16	304,298.26	3/16	304,335.55	3/16	304,371.41	3/16	304,405.82	3/16	304,438.79
1/4	304,260.76	1/4	304,299.44	1/4	304,336.69	1/4	304,372.50	1/4	304,406.87	1/4	304,439.79
5/16	304,261.99	5/16	304,300.62	5/16	304,337.82	5/16	304,373.59	5/16	304,407.91	5/16	304,440.79
3/8	304,263.21	3/8	304,301.80	3/8	304,338.96	3/8	304,374.68	3/8	304,408.96	3/8	304,441.79
7/16	304,264.44	7/16	304,302.98	7/16	304,340.10	7/16	304,375.77	7/16	304,410.01	7/16	304,442.79
1/2	304,265.67	1/2	304,304.16	1/2	304,341.23	1/2	304,376.86	1/2	304,411.05	1/2	304,443.79
9/16	304,266.89	9/16	304,305.34	9/16	304,342.37	9/16	304,377.95	9/16	304,412.10	9/16	304,444.79
5/8	304,268.12	5/8	304,306.53	5/8	304,343.50	5/8	304,379.04	5/8	304,413.14	5/8	304,445.79
11/16	304,269.34	11/16	304,307.71	11/16	304,344.64	11/16	304,380.13	11/16	304,414.19	11/16	304,446.80
3/4	304,270.57	3/4	304,308.89	3/4	304,345.77	3/4	304,381.23	3/4	304,415.23	3/4	304,447.80
13/16	304,271.79	13/16	304,310.07	13/16	304,346.91	13/16	304,382.32	13/16	304,416.28	13/16	304,448.80
7/8	304,273.02	7/8	304,311.25	7/8	304,348.05	7/8	304,383.41	7/8	304,417.33	7/8	304,449.80
15/16	304,274.24	15/16	304,312.43	15/16	304,349.18	15/16	304,384.50	15/16	304,418.37	15/16	304,450.80
3	304,275.47	5	304,313.61	7	304,350.32	9	304,385.59	11	304,419.42	1	304,451.80
1/16	304,276.67	1/16	304,314.77	1/16	304,351.43	1/16	304,386.66	1/16	304,420.44	1/16	304,452.78
1/8	304,277.87	1/8	304,315.93	1/8	304,352.55	1/8	304,387.73	1/8	304,421.46	1/8	304,453.75
3/16	304,279.08	3/16	304,317.08	3/16	304,353.66	3/16	304,388.79	3/16	304,422.49	3/16	304,454.73
1/4	304,280.28	1/4	304,318.24	1/4	304,354.77	1/4	304,389.86	1/4	304,423.51	1/4	304,455.71
5/16	304,281.48	5/16	304,319.40	5/16	304,355.89	5/16	304,390.93	5/16	304,424.53	5/16	304,456.69
3/8	304,282.69	3/8	304,320.56	3/8	304,357.00	3/8	304,392.00	3/8	304,425.56	3/8	304,457.66
7/16	304,283.89	7/16	304,321.72	7/16	304,358.11	7/16	304,393.07	7/16	304,426.58	7/16	304,458.64
1/2	304,285.09	1/2	304,322.88	1/2	304,359.23	1/2	304,394.14	1/2	304,427.60	1/2	304,459.62
9/16	304,286.30	9/16	304,324.04	9/16	304,360.34	9/16	304,395.21	9/16	304,428.63	9/16	304,460.60
5/8	304,287.50	5/8	304,325.19	5/8	304,361.45	5/8	304,396.27	5/8	304,429.65	5/8	304,461.58
11/16	304,288.70	11/16	304,326.35	11/16	304,362.57	11/16	304,397.34	11/16	304,430.67	11/16	304,462.55
3/4	304,289.91	3/4	304,327.51	3/4	304,363.68	3/4	304,398.41	3/4	304,431.70	3/4	304,463.53
13/16	304,291.11	13/16	304,328.67	13/16	304,364.79	13/16	304,399.48	13/16	304,432.72	13/16	304,464.51
7/8	304,292.31	7/8	304,329.83	7/8	304,365.91	7/8	304,400.55	7/8	304,433.74	7/8	304,465.49
15/16	304,293.51	15/16	304,330.99	15/16	304,367.02	15/16	304,401.62	15/16	304,434.77	15/16	304,466.47

This chart is Certified for Tank: 15 only. No changes are permissible without the written consent of GAUGE POINT CALIBRATION.

For calibration specification information, see certificate on page 1.

Tank No: 15
GAUGE POINT CALIBRATION
1-800-205-TANK

Red Hill, Pearl Harbor, Hawaii

Issue Date: 11/2/2005

Capacities given in barrels of 42 U.S. gallons.

Gauge Height: 257'-00 5/8"

in/in	247 FT	in/in	247 FT	in/in	247 FT	in/in	247 FT	in/in	247 FT	in/in	248 FT
2	304,467.44	4	304,497.64	6	304,526.38	8	304,553.65	10	304,579.45	0	304,603.77
1/16	304,468.40	1/16	304,498.55	1/16	304,527.24	1/16	304,554.47	1/16	304,580.22	1/16	304,604.50
1/8	304,469.35	1/8	304,499.46	1/8	304,528.11	1/8	304,555.29	1/8	304,580.99	1/8	304,605.22
3/16	304,470.31	3/16	304,500.37	3/16	304,528.97	3/16	304,556.10	3/16	304,581.76	3/16	304,605.95
1/4	304,471.26	1/4	304,501.28	1/4	304,529.83	1/4	304,556.92	1/4	304,582.54	1/4	304,606.67
5/16	304,472.22	5/16	304,502.19	5/16	304,530.70	5/16	304,557.74	5/16	304,583.31	5/16	304,607.40
3/8	304,473.17	3/8	304,503.10	3/8	304,531.56	3/8	304,558.56	3/8	304,584.08	3/8	304,608.12
7/16	304,474.13	7/16	304,504.01	7/16	304,532.42	7/16	304,559.37	7/16	304,584.85	7/16	304,608.85
1/2	304,475.08	1/2	304,504.92	1/2	304,533.29	1/2	304,560.19	1/2	304,585.62	1/2	304,609.58
9/16	304,476.04	9/16	304,505.83	9/16	304,534.15	9/16	304,561.01	9/16	304,586.39	9/16	304,610.30
5/8	304,476.99	5/8	304,506.74	5/8	304,535.02	5/8	304,561.83	5/8	304,587.17	5/8	304,611.03
11/16	304,477.95	11/16	304,507.65	11/16	304,535.88	11/16	304,562.65	11/16	304,587.94	11/16	304,611.75
3/4	304,478.90	3/4	304,508.56	3/4	304,536.74	3/4	304,563.46	3/4	304,588.71	3/4	304,612.48
13/16	304,479.86	13/16	304,509.46	13/16	304,537.61	13/16	304,564.28	13/16	304,589.48	13/16	304,613.20
7/8	304,480.81	7/8	304,510.37	7/8	304,538.47	7/8	304,565.10	7/8	304,590.25	7/8	304,613.93
15/16	304,481.77	15/16	304,511.28	15/16	304,539.33	15/16	304,565.92	15/16	304,591.02	15/16	304,614.65
3	304,482.72	5	304,512.19	7	304,540.20	9	304,566.73	11	304,591.80	1	304,615.38
1/16	304,483.66	1/16	304,513.08	1/16	304,541.04	1/16	304,567.53	1/16	304,592.54	1/16	304,616.08
1/8	304,484.59	1/8	304,513.97	1/8	304,541.88	1/8	304,568.32	1/8	304,593.29	1/8	304,616.78
3/16	304,485.52	3/16	304,514.85	3/16	304,542.72	3/16	304,569.12	3/16	304,594.04	3/16	304,617.49
1/4	304,486.45	1/4	304,515.74	1/4	304,543.56	1/4	304,569.91	1/4	304,594.79	1/4	304,618.19
5/16	304,487.39	5/16	304,516.63	5/16	304,544.40	5/16	304,570.71	5/16	304,595.54	5/16	304,618.89
3/8	304,488.32	3/8	304,517.51	3/8	304,545.24	3/8	304,571.50	3/8	304,596.29	3/8	304,619.59
7/16	304,489.25	7/16	304,518.40	7/16	304,546.08	7/16	304,572.30	7/16	304,597.04	7/16	304,620.29
1/2	304,490.18	1/2	304,519.29	1/2	304,546.92	1/2	304,573.09	1/2	304,597.78	1/2	304,621.00
9/16	304,491.12	9/16	304,520.17	9/16	304,547.76	9/16	304,573.89	9/16	304,598.53	9/16	304,621.70
5/8	304,492.05	5/8	304,521.06	5/8	304,548.61	5/8	304,574.68	5/8	304,599.28	5/8	304,622.40
11/16	304,492.98	11/16	304,521.95	11/16	304,549.45	11/16	304,575.48	11/16	304,600.03	11/16	304,623.10
3/4	304,493.91	3/4	304,522.83	3/4	304,550.29	3/4	304,576.27	3/4	304,600.78	3/4	304,623.81
13/16	304,494.84	13/16	304,523.72	13/16	304,551.13	13/16	304,577.07	13/16	304,601.53	13/16	304,624.51
7/8	304,495.78	7/8	304,524.61	7/8	304,551.97	7/8	304,577.86	7/8	304,602.28	7/8	304,625.21
15/16	304,496.71	15/16	304,525.49	15/16	304,552.81	15/16	304,578.65	15/16	304,603.02	15/16	304,625.91

This chart is Certified for Tank: 15 only. No changes are permissible without the written consent of GAUGE POINT CALIBRATION.

For calibration specification information, see certificate on page 1.

Tank No: 15
GAUGE POINT CALIBRATION
1-800-205-TANK

Red Hill, Pearl Harbor, Hawaii

Issue Date: 11/2/2005

Capacities given in barrels of 42 U.S. gallons.

Gauge Height: 257'-00 5/8"

in/in	248 FT	in/in	248 FT	in/in	248 FT	in/in	248 FT	in/in	248 FT	in/in	249 FT
2	304,626.61	4	304,647.97	6	304,667.83	8	304,686.20	10	304,703.06	0	304,718.41
1/16	304,627.29	1/16	304,648.60	1/16	304,668.42	1/16	304,686.73	1/16	304,703.55	1/16	304,718.86
1/8	304,627.97	1/8	304,649.23	1/8	304,669.00	1/8	304,687.27	1/8	304,704.04	1/8	304,719.30
3/16	304,628.65	3/16	304,649.87	3/16	304,669.59	3/16	304,687.81	3/16	304,704.53	3/16	304,719.75
1/4	304,629.33	1/4	304,650.50	1/4	304,670.17	1/4	304,688.35	1/4	304,705.02	1/4	304,720.19
5/16	304,630.01	5/16	304,651.13	5/16	304,670.76	5/16	304,688.89	5/16	304,705.52	5/16	304,720.63
3/8	304,630.69	3/8	304,651.76	3/8	304,671.34	3/8	304,689.43	3/8	304,706.01	3/8	304,721.08
7/16	304,631.37	7/16	304,652.39	7/16	304,671.93	7/16	304,689.97	7/16	304,706.50	7/16	304,721.52
1/2	304,632.05	1/2	304,653.03	1/2	304,672.52	1/2	304,690.51	1/2	304,706.99	1/2	304,721.97
9/16	304,632.72	9/16	304,653.66	9/16	304,673.10	9/16	304,691.04	9/16	304,707.48	9/16	304,722.41
5/8	304,633.40	5/8	304,654.29	5/8	304,673.69	5/8	304,691.58	5/8	304,707.97	5/8	304,722.86
11/16	304,634.08	11/16	304,654.92	11/16	304,674.27	11/16	304,692.12	11/16	304,708.47	11/16	304,723.30
3/4	304,634.76	3/4	304,655.56	3/4	304,674.86	3/4	304,692.66	3/4	304,708.96	3/4	304,723.75
13/16	304,635.44	13/16	304,656.19	13/16	304,675.44	13/16	304,693.20	13/16	304,709.45	13/16	304,724.19
7/8	304,636.12	7/8	304,656.82	7/8	304,676.03	7/8	304,693.74	7/8	304,709.94	7/8	304,724.63
15/16	304,636.80	15/16	304,657.45	15/16	304,676.61	15/16	304,694.28	15/16	304,710.43	15/16	304,725.08
3	304,637.48	5	304,658.09	7	304,677.20	9	304,694.81	11	304,710.92	1	304,725.52
1/16	304,638.13	1/16	304,658.70	1/16	304,677.76	1/16	304,695.33	1/16	304,711.39	1/16	304,725.94
1/8	304,638.79	1/8	304,659.30	1/8	304,678.32	1/8	304,695.85	1/8	304,711.86	1/8	304,726.36
3/16	304,639.44	3/16	304,659.91	3/16	304,678.89	3/16	304,696.36	3/16	304,712.33	3/16	304,726.79
1/4	304,640.10	1/4	304,660.52	1/4	304,679.45	1/4	304,696.88	1/4	304,712.80	1/4	304,727.21
5/16	304,640.76	5/16	304,661.13	5/16	304,680.01	5/16	304,697.39	5/16	304,713.26	5/16	304,727.63
3/8	304,641.41	3/8	304,661.74	3/8	304,680.57	3/8	304,697.91	3/8	304,713.73	3/8	304,728.05
7/16	304,642.07	7/16	304,662.35	7/16	304,681.14	7/16	304,698.42	7/16	304,714.20	7/16	304,728.47
1/2	304,642.72	1/2	304,662.96	1/2	304,681.70	1/2	304,698.94	1/2	304,714.67	1/2	304,728.89
9/16	304,643.38	9/16	304,663.57	9/16	304,682.26	9/16	304,699.45	9/16	304,715.14	9/16	304,729.31
5/8	304,644.03	5/8	304,664.18	5/8	304,682.82	5/8	304,699.97	5/8	304,715.60	5/8	304,729.73
11/16	304,644.69	11/16	304,664.79	11/16	304,683.38	11/16	304,700.48	11/16	304,716.07	11/16	304,730.15
3/4	304,645.35	3/4	304,665.39	3/4	304,683.95	3/4	304,701.00	3/4	304,716.54	3/4	304,730.57
13/16	304,646.00	13/16	304,666.00	13/16	304,684.51	13/16	304,701.51	13/16	304,717.01	13/16	304,730.99
7/8	304,646.66	7/8	304,666.61	7/8	304,685.07	7/8	304,702.03	7/8	304,717.48	7/8	304,731.41
15/16	304,647.31	15/16	304,667.22	15/16	304,685.63	15/16	304,702.54	15/16	304,717.94	15/16	304,731.83

This chart is Certified for Tank: 15 only. No changes are permissible without the written consent of GAUGE POINT CALIBRATION.

For calibration specification information, see certificate on page 1.

Tank No: 15
GAUGE POINT CALIBRATION
1-800-205-TANK

Red Hill, Pearl Harbor, Hawaii

Issue Date: 11/2/2005

Capacities given in barrels of 42 U.S. gallons.

Gauge Height: 257'-00 5/8"

in/in	249 FT	in/in	249 FT	in/in	249 FT	in/in	249 FT	in/in	249 FT	in/in	250 FT
2	304,732.25	4	304,744.58	6	304,755.38	8	304,764.65	10	304,772.39	0	
1/16	304,732.65	1/16	304,744.93	1/16	304,755.68	1/16	304,764.91	1/16	304,772.60	1/16	
1/8	304,733.05	1/8	304,745.28	1/8	304,755.98	1/8	304,765.16	1/8	304,772.80	1/8	
3/16	304,733.45	3/16	304,745.63	3/16	304,756.29	3/16	304,765.41	3/16	304,773.01	3/16	
1/4	304,733.84	1/4	304,745.98	1/4	304,756.59	1/4	304,765.67	1/4	304,773.21	1/4	
5/16	304,734.24	5/16	304,746.33	5/16	304,756.89	5/16	304,765.92	5/16	304,773.42	5/16	
3/8	304,734.64	3/8	304,746.68	3/8	304,757.19	3/8	304,766.18	3/8	304,773.63	3/8	
7/16	304,735.03	7/16	304,747.03	7/16	304,757.49	7/16	304,766.43	7/16	304,773.83	7/16	
1/2	304,735.43	1/2	304,747.37	1/2	304,757.79	1/2	304,766.68	1/2	304,774.04	1/2	
9/16	304,735.83	9/16	304,747.72	9/16	304,758.10	9/16	304,766.94	9/16	304,774.24	9/16	
5/8	304,736.23	5/8	304,748.07	5/8	304,758.40	5/8	304,767.19	5/8	304,774.45	5/8	
11/16	304,736.62	11/16	304,748.42	11/16	304,758.70	11/16	304,767.44	11/16	304,774.65	11/16	
3/4	304,737.02	3/4	304,748.77	3/4	304,759.00	3/4	304,767.70	3/4	304,774.86	3/4	
13/16	304,737.42	13/16	304,749.12	13/16	304,759.30	13/16	304,767.95	13/16	304,775.07	13/16	
7/8	304,737.81	7/8	304,749.47	7/8	304,759.60	7/8	304,768.21	7/8	304,775.27	7/8	
15/16	304,738.21	15/16	304,749.82	15/16	304,759.91	15/16	304,768.46	15/16	304,775.48	15/16	
3	304,738.61	5	304,750.17	7	304,760.21	9	304,768.71	11	304,775.68	1	
1/16	304,738.98	1/16	304,750.50	1/16	304,760.49	1/16	304,768.94	1/16		1/16	
1/8	304,739.35	1/8	304,750.82	1/8	304,760.76	1/8	304,769.17	1/8		1/8	
3/16	304,739.73	3/16	304,751.15	3/16	304,761.04	3/16	304,769.40	3/16		3/16	
1/4	304,740.10	1/4	304,751.47	1/4	304,761.32	1/4	304,769.63	1/4		1/4	
5/16	304,740.47	5/16	304,751.80	5/16	304,761.60	5/16	304,769.86	5/16		5/16	
3/8	304,740.85	3/8	304,752.12	3/8	304,761.87	3/8	304,770.09	3/8		3/8	
7/16	304,741.22	7/16	304,752.45	7/16	304,762.15	7/16	304,770.32	7/16		7/16	
1/2	304,741.59	1/2	304,752.77	1/2	304,762.43	1/2	304,770.55	1/2		1/2	
9/16	304,741.97	9/16	304,753.10	9/16	304,762.71	9/16	304,770.78	9/16		9/16	
5/8	304,742.34	5/8	304,753.43	5/8	304,762.99	5/8	304,771.01	5/8		5/8	
11/16	304,742.71	11/16	304,753.75	11/16	304,763.26	11/16	304,771.24	11/16		11/16	
3/4	304,743.09	3/4	304,754.08	3/4	304,763.54	3/4	304,771.47	3/4		3/4	
13/16	304,743.46	13/16	304,754.40	13/16	304,763.82	13/16	304,771.70	13/16		13/16	
7/8	304,743.83	7/8	304,754.73	7/8	304,764.10	7/8	304,771.93	7/8		7/8	
15/16	304,744.21	15/16	304,755.05	15/16	304,764.37	15/16	304,772.16	15/16		15/16	

This chart is Certified for Tank: 15 only. No changes are permissible without the written consent of GAUGE POINT CALIBRATION.

For calibration specification information, see certificate on page 1.

Tank No: 15
GAUGE POINT CALIBRATION
1-800-205-TANK

