



FINAL API 653 Inspection Report

PRL 03-12: Internal Inspection of Tank 6, Red Hill

FISC Pearl Harbor, Hawaii

Prepared for:

Air Force Center for Environmental Excellence

Worldwide Environmental Restoration and Construction Contract

Contract Number: FA8903-04-D-8681

Task Order: 0176

January 2007





Weston Solutions, Inc.
841 Bishop Street
Suite 2301
Honolulu, Hawaii 96813
808-275-2900 • Fax 808-585-7378

29 January 2007

Ms. Kim Chang
AFCEE IWE
25 E. Street, Suite E-317
Hickam AFB, HI 96853

RE: Submittal of Final API 653 Inspection Report
Internal Inspection of Tank 6 (PRL 03-12)
FISC Pearl Harbor, Hawaii
FA8903-04-D-8681, Task Order Number 0176
(CDRL A001A and B010)

Dear Ms. Chang:

Please find the enclosed Final API 653 Inspection Report for the Internal Inspection of Tank 6 project. Hard and electronic copies of this submittal have also been forwarded to the recipients listed below. Please call me at (808) 275-2948, or email me at d.desario@WestonSolutions.com with any questions or comments.

Sincerely,
Weston Solutions, Inc.

A handwritten signature in blue ink that reads "Daniel F. DeSario".

Daniel F. DeSario
Project Manager
API 653 Inspector – No. 24570
API 570 Inspector – No. 27637

A handwritten signature in blue ink that reads "Jennifer Johnson".

Jennifer Johnson, PE
Fuel System Services, Technical Manager
API 653 Inspector – No. 24694
API 570 Inspector – No. 25784

Enclosures

cc: AFCEE – MSCD (w/o att.)
FISC, Pearl Harbor, Terry Strack (2 copies)
Lisa Blandford
Program File
Project File



Final API 653 Inspection Report

PRL 03-12: Internal Inspection of Tank 6, Red Hill

FISC Pearl Harbor, Hawaii

**Prepared for
Air Force Center for Environmental Excellence
Worldwide Environmental Restoration and Construction Contract**

**Prepared By
Weston Solutions, Inc.
841 Bishop Street, Suite 2301
Honolulu, HI 96816**

**Contract No. FA8903-04-D-8681
Task Order: 0176**

January 2007

TABLE OF CONTENTS

<u>Section</u>	<u>Page</u>
1.0 INTRODUCTION.....	1-1
2.0 PRELIMINARY API 653 INSPECTION	2-1
2.1 LFET SHELL AND BFET WELD SCANNING AND UT MEASUREMENTS	2-1
2.2 API 653 EVALUATION	2-1
2.3 FINDINGS/RECOMMENDATIONS	2-5
2.4 CONCLUSIONS.....	2-7

LIST OF TABLES

<u>Table</u>	<u>Title</u>	<u>Page</u>
Table 2-1	Patch Plate and Weld Repair Summary	2-8

LIST OF APPENDICES

- Appendix A Low Frequency Electromagnetic Technique Inspection
- Appendix B Photographic Documentation
- Appendix C Historical Information
- Appendix D Repair Sketches
- Appendix E Strapping Table

LIST OF ACRONYMS

ACCP	ASNT Central Certification Program
AFCEE	Air Force Center for Environmental Excellence
API	American Petroleum Institute
ASME	American Society of Mechanical Engineers
ASNT	American Society for Non-Destructive Testing
ASTM	American Society for Testing and Materials
BFET	Balance Field Electromagnetic Technique
BPVC	Boiler and Pressure Vessel Code
DESC	Defense Energy Support Center
FISC	Fleet and Industrial Supply Center
LFET	Low Frequency Electromagnetic Technique
MT	Magnetic Particle (testing)
NDE	Non-Destructive Examination
PT	Liquid Penetrant (testing)
TO	Task Order
UT	Ultrasonic Thickness (testing)
VB	Vacuum Box (testing)
VT	Visual Inspection
WPS	Welding Procedure Specifications

Executive Summary

Under contract agreement (Contract No. FA8903-04-D-8681/0176) with the Air Force Center for Environmental Excellence (AFCEE), Weston Solutions, Inc. has prepared this Final API 653 Inspection Report for the Defense Energy Support Center's (DESC) Project PRL 03-12, Internal Inspection of Tank 6 in Red Hill. The facility is part of the Fleet Industrial Supply Center (FISC) Pearl Harbor, Hawaii.

Tank 6 was built in 1942 (completed 1943). Its nominal capacity is 302,000 barrels. The tank, like the others in Red Hill, is an underground concrete tank with a steel liner. The configuration is a vertical cylinder measuring 100 feet in diameter and 250 feet in height. The tank is domed on the lower and upper ends.

This inspection task consisted of an out-of-service, modified API 653 inspection of Tank 6 in Red Hill. The work included nondestructive examination (NDE) and evaluation of data for the upper dome (courses A, B, C, D, E, and F), the extension, the area under the catwalk, the barrel, the lower dome (courses 1, 2, 3, and 4), and the bottom. Eighty percent of the entire tank area underwent NDE, including 100% of the barrel and extension.

Hand held electromagnetic scanners were used for NDE of the steel liner plates of the tank. When defects/flaws were found, then ultrasonic thickness (UT) measurements were taken to establish actual thicknesses in these areas. Welds were inspected with eddy current probes. When defects/flaws were found, then shear wave (angle beam) ultrasonic testing was performed to establish the remaining thickness at the weld flaw locations.

Based on the information gathered during the inspection of Tank Nos. 15 and 16 the corrosion rate has been calculated to be 0.0045 inches per year. Applying this repair threshold to the 684 defects/flaws detected in Tank 6 results in a requirement / recommendation that approximately 476 defects/flaws be repaired for a twenty year re-inspection cycle. An abbreviated summary of the required/recommended repairs of the tank shell/liner is as follows:

Weld Repairs – 268 Patch Plates - 193 (200 flaws) Coating Repair Only - 8

Upon successful completion of the recommended repairs, the next internal and UT inspection of Tank 6 should be performed no later than 3 May 2026. The overall effectiveness of the Dunkin & Bush, Inc. repairs appeared to have satisfactorily addressed flaws detected in Tank 6. Repairs were performed in accordance with the recommendations.

This page left blank intentionally.

1.0 INTRODUCTION

Under contract agreement (Contract No. FA8903-04-D-8681/0176) with the Air Force Center for Environmental Excellence (AFCEE), Weston Solutions, Inc. has prepared this Final API 653 Inspection Report for the Defense Energy Support Center's (DESC) Project PRL 03-12, Internal Inspection of Tank 6 in Red Hill. The facility is part of the Fleet Industrial Supply Center (FISC) Pearl Harbor. Weston Solutions, Inc. is/was under contract to perform a modified API 653 Inspection, develop new calibration tables, and install a datum plate.

The Red Hill Fuel Facility is located on the island of Oahu, Hawaii and is used to store fuel in support of military operations on Oahu, in the mid-Pacific area, and other areas as required. The site is located within the ridgeline between South Halawa Valley and Moanalua Valley. The site is built into the ridgeline, encasing a network of 20 subterranean tanks. Access to the facility is through secure Navy property, and access to the fuel tanks and piping is by elevator and the upper and lower tunnels.

Tank 6 was built in 1942 (completed in 1943). Its nominal capacity is 302,000 barrels (listed as 302,286 barrels). The tank, like other tanks in Red Hill, is a concrete tank with a steel liner. The configuration is a vertical cylinder measuring 100 feet in diameter and 250 feet in height. The tank is domed on the lower and upper ends. The primary access point to the tank is from the upper tunnel which is at the 200 foot level of the tank. The tank has a center tower extending from the top to the bottom that is connected to the access point by a catwalk. Cleaning, inspection, and repair of the shell liner (including the domes) are made possible by boom suspended scaffolding that is operated from the center tower and the suspended baskets.

This API 653 Inspection Report outlines the inspection approach, the evaluation methodology, and the findings/recommendations.

Inspection Approach

This inspection task consisted of an out-of-service modified API 653 inspection of Tank 6 in Red Hill. The work included evaluation of Courses A, B, C, D, E, and F of the upper dome, the extension, the area under the catwalk, 100% of the barrel, courses 1, 2, 3, and 4 the lower dome, and the bottom.

Electromagnetic inspection/testing was followed by Ultrasonic Thickness (UT) measurement prove-ups. The electromagnetic inspections utilized hand scanners capable of low frequency electromagnetic technique (LFET) for the shell liner and balance field electromagnetic technique (BFET) on the welds.

Hand held electromagnetic scanners were used to test the steel liner plates of the tank. When defects/flaws were found, then UT measurements were taken to establish actual thicknesses in these areas. Welds were inspected with BFET eddy current probes. When defects/flaws were

found, then shear wave ultrasonic testing was performed to establish the remaining thickness at the weld flaw locations. Furthermore, the cover plates covering the joints and backing bars throughout the extension and upper dome were UT measurement tested every foot. Existing patch plates located throughout the tank were UT measurement tested.

Evaluation Methodology

API 653 can be implemented when the tank design/construction is in accordance with API 650 or API 12C and the tank is aboveground. Tank 16 is an underground concrete tank with an internal steel liner. Due to the design / construction of the tank all of the principles and checklists provided in API 653 cannot be used for this tank inspection. For example, the steel liner which is interlocked or embedded to the concrete acts as a barrier between the product and the concrete 'shell'. Since Tank 6 is not a free-standing aboveground storage tank, the API 653 calculations evaluating the minimum shell thickness is not applicable to evaluate the steel liner. However it is feasible to implement the API 653 calculations for minimum bottom plate thickness to evaluate the steel liner located throughout the barrel, expansion joint, extension, domes, and bottom. Therefore, for this inspection the applicable portions of API 653 have been utilized, resulting in a modified API 653 inspection.

A review of available historical information was performed. Visual inspection/evaluation of existing conditions throughout the tank was also conducted. Inspection of the 32" inlet/outlet line and visual inspection of the tank bottom were also performed.

Recommendations

The findings (defects/flaws) are listed in table format, depicted in photographs when applicable, and discussed as necessary. The recommendations are based on the evaluation of the data and the principles of API 653. In areas where the principles of API 653 do not apply, decisions were made based on sound engineering judgment.

Recommendations of required repairs were submitted for government review and approval on 18 May 2007. Dunkin & Busch performed the repairs.

2.0 PRELIMINARY API 653 INSPECTION

2.1 LFET SHELL AND BFET WELD SCANNING AND UT MEASUREMENTS

The scanning and testing effort, beginning on March 27, 2006 and completing on May 2, 2006, consisted of scanning by TesTex, Inc. under contract to Weston Solutions, Inc. This scanning was performed on Courses A, B, C, D, E, F (upper dome), the extension, the area under the catwalk, 100% of the barrel, courses 1, 2, 3, and 4 of the lower dome, the bottom, and UT measurements on the 32" and 18" inlet/outlet lines.

The scanning was performed using the TesTex developed *TS-2000 NDT Multichannel System* for plate scanning and the principles of the LFET. The *Hawkeye Digital Inspection System* was used for weld scanning. Shear wave ultrasonic thickness measurement equipment was used to further evaluate weld flaws. A total of 684 defects/flaws were located during this inspection/testing effort.

The TesTex, Inc. report for the inspection/testing effort is provided in Appendix A. Photographs depicting conditions of certain features in the tank as well as the scanning task are provided in Appendix B.

2.2 API 653 EVALUATION

History

Tank 6 was built in 1942 (completed in 1943). Its nominal capacity is 302,000 barrels. The tank is a concrete tank with a steel liner. The configuration is a vertical cylinder measuring 100 feet in diameter and 250 feet in height (internal). The tank is domed on the lower and upper ends. The primary access point to the tank is from the upper tunnel which is at the 200 foot level of the tank. The nominal plate thickness is 1/4-inch throughout the upper dome, extension, barrel, and lower dome the nominal plate thickness on the bottom is 1/2-inch. The tank was coated in the early 1980s with a thin film polyurethane coating.

The tank history information (Appendix C) indicates that the tank developed its first potential leak from a location on the collector ring. This potential leak was discovered and repaired on July 23, 1952.

In 1963 suspect leaks in the telltale system were addressed by smoke tracer testing, pressure testing, and physical repairs. The telltale systems in the Red Hill tanks were actually problematic and created releases from the tank into the telltale system. The telltale system in Tank 6 was removed and the openings created by the removal were closed with lap patch plates.

The interior of the tank was coated during a contract repair cycle in 1981 and 1982. No specific details regarding other potential repairs performed at that time are available.

Along with the patch plates used to close the telltale system, interspersed patch plates were also found adjacent to and on welds of the shell liner. These patch plates located near or on welds do not indicate backside corrosion so much as they were likely repairs to the welds themselves. There is no documented information that would indicate that back side corrosion has resulted in a through hole in the tank. However, there is a possibility that backside corrosion resulted in a through hole that was subsequently repaired during the 1998 repair cycle.

Repair Threshold for Plate and Weld Flaws

While this inspection revealed no definitive evidence of a backside corrosion resulting in a through hole, as a conservative measure the corrosion rate/repair threshold that was used for Tanks 15 and 16 has been applied to this tank. This results in a calculated corrosion rate of 0.0045 inches per year based on a suspected backside corrosion through hole in 1998 (0.25 in / (1998-1943)). This rate establishes a 20 year internal inspection interval resulting in a minimum remaining plate thickness of 0.1 inches with a *repair threshold of 0.190 inches since an internal coating system is in-place to eliminate internal corrosion.*

The following information was used to determine the corrosion rate and repair threshold:

Nominal Shell (steel liner) Thickness		0.25 inches
Minimum Remaining Thickness at Or	MRT	0.1 inches
In-service Interval of Operation	Or	20 years
Year of Construction		1943 year
Year of Inspection (underside corrosion extends through full thickness)		1998 year
Maximum Corrosion Rate (underside)	UPr	0.0045 inches/year
<u>Minimum Remaining Thickness (after repairs)</u>		<u>0.190 inches</u>

Applying this repair threshold to the 684 defects/flaws detected, results in a requirement / recommendation that approximately 476 defects/flaws be repaired. Of the 476 flaws, 200 will require repair by the installation of 193 patch plates. Several patch plates will be used to repair multiple flaws. Another 268 flaws will require weld repair. The remaining eight flaws require coating repair only. An additional 57 flaws detected could not be tested by straight or angle beam UT to determine the remaining thickness due to their locations. These flaws should be tested by vacuum box. There are two locations that will require magnetic particle (MT) testing. The Patch Plate and Weld Repair Summary is provided as Table 2-1. Repair sketches are provided in Appendix D.

32-inch Inlet/Outlet Line

The 32-inch line from the internal flange to the 20-inch flange in the lower tunnel was pressured tested by Dunkin & Bush, Inc. at 150 PSIG and pressure loss was observed. A leak was noted on the weld on the underside of the tunnel side flange. This leak requires repair and follow-up non-destructive examination (NDE). The evaluation of the tank also included observations of the internal portion of the 32-inch inlet/outlet line. The observation revealed that portions of the circumferential butt welds have incomplete penetration. The circumferential butt welds on the 32-inch line that have incomplete penetration require repair (see repair sketches in Appendix D). There is an unused ¾-inch pipe inside the 32-inch line. The ¾-inch pipe and the internal supports should be removed and the internal opening should be seal welded. After all required repairs and NDE, the 32-line will need to be pressure tested again. The repairs were completed.

18-inch Inlet/Outlet line

There is an 18-inch inlet/outlet line on the bottom of the tank. The line from the internal flange to the 12-inch flange in the lower tunnel was pressured tested by Dunkin & Bush, Inc. at 150 PSIG for 4 hours and no pressure loss was observed. The supports and reinforcing plate are corroding, are undersized, and were constructed in a manner that produced angles that cannot be easily coated. The pipe supports and reinforcing pads (2 each) for the 18-inch line should be repaired by replacement. The repair was completed.

Four ¾-inch Sample Lines and 4-inch Slop (water draw-off) Line

The 4 x ¾-inch sample lines were pressure tested at 150 PSIG for 4 hours and pressure loss was observed in one sample line. It is recommended that all four sample lines be replaced to complete this required repair (see repair drawing in Appendix D). The sample lines were replaced as recommended. The 4-inch slop line failed to maintain pressure during the pressure test and was repaired.

Coating Evaluation

The coating throughout the lower dome will require repair. Isolated locations where the coating has failed in the upper dome will require repair. All patch plate and weld repair locations will require coating repair. Grout nozzles located in the extension and upper dome that are not scheduled for repair will require evaluation for possible coating repairs.

Strapping and Installation of a Datum Plate

Weston Solutions, Inc. retained Gauge Point Calibration to develop calibrated capacity tables for the Tank (Appendix E). The total capacity was determined to be 301,491.58 barrels. WESTON retained Dunkin & Bush, Inc. to install a datum plate on the bottom beneath the mass tank gauge (MTG) probe.

Repair Inspections

Weston Solutions, Inc. re-visited Tank 6 on several occasions to clarify repair recommendations and evaluate the repair process. The following summarizes the additional/follow-up inspections performed by Weston Solutions, Inc.:

Flaw No. 30

On June 27, 2006 Weston Solutions, Inc. re-visited Tank 6 to clarify the recommendation on how to repair Flaw No. 30. During the process of the repairs the welder had noted an eight inch crack running through the center of the weld. The repair was recommendation was modified to include the installation of a tombstone shaped patch plate after the recommended repair was completed. Repairs were completed in accordance with the recommendations.

Flaw No. 547

On August 23, 2006 Weston Solutions, Inc. re-visited Tank 6 to clarify the recommendation on how to repair Flaw No. 547. During the repair process it was noted that existing weld to new weld spacing would be better served by the use of a tombstone shaped patch plate. The recommendation was changed from an eight inch round patch plate to an eight tombstone patch plate. The repair was completed in accordance with the recommendations.

Furthermore, during the Weston Solutions, Inc. re-visits to Tank 6, the Dunkin & Bush, Inc. repair efforts were qualitatively evaluated when required for clarification of recommendations. All repairs performed on the tank underwent non-destructive examination (NDE). If a repair failed the NDE, the repairs were reworked until it passed the NDE. Dunkin & Bush, Inc. reported that they maintained a log of all repairs made, NDE performed, and re-work required.

Weston Solutions, Inc. visually inspected the repair work and found the workmanship to be of an acceptable quality (satisfactory). This is reasonable given the complexity of performing tank repairs in Red Hill, i.e. making repairs from suspended scaffolding. The overall difficulty of the task of completing the repairs does not lend itself to regularly achieving exceptional workmanship results.

2.3 FINDINGS/RECOMMENDATIONS

1. Install 193 patch plates to repair 200 flaws as listed on Table 2-1 Patch Plate and Weld Repair Summary. The patch plates shall be ASTM A-36 carbon steel. Install patch plates with toe-to-toe weld spacing as indicated on repair sketches, noted on the summary table, and in accordance with the requirements of API 653 when the sketches and summary table are not specific. Patch plates shall be examined/tested by vacuum box, liquid penetrant, and visual methods in accordance with written procedures complying with ASME BPVC Section V, AWS, and/or API 650.
2. Perform 268 weld repairs on weld flaws as listed in Table 2-1, Patch Plate and Weld Repair Summary. Weld repairs shall be examined by vacuum box, liquid penetrant, and visual methods.
3. Perform eight additional coating repairs as listed in Table 2-1, Patch Plate and Weld Repair Summary.
4. Perform vacuum box testing on 57 flaws as listed in Table 2-1, Patch Plate and Weld Repair Summary.
5. Perform MT testing at two locations as listed in Table 2-1, Patch Plate and Weld Repair Summary.
6. Repair by replacing the supports and reinforcing plates (2 each) for the 18-inch inlet/outlet line. Shop drawings are to be prepared, provided, and approved prior to the completion of the repair. Reinforcing plate welds shall be examined by vacuum box, liquid penetrant, and visual methods.
7. Perform weld repair on approximately 40 feet of circumferential butt weld on the inside of the 32-inch inlet/outlet line to correct the lack of penetration condition. Repair the leak on the weld on the underside of the tunnel side flange per the repair sketch in Appendix D. The internal ¾-inch pipe and the internal supports should be removed and the internal opening should be seal welded. After all required repairs and NDE the 32-line will need to be pressure tested again. The weld repairs shall be examined/tested by the liquid penetrant and visual methods.
8. Repair the ¾-inch sample line(s) per the repair drawing in Appendix D.
9. The coating in the tank should be repaired in accordance with a NACE inspector's or coating specialist's recommendations (not necessarily re-coated entirely). A coating present on the interior surface allows for the exclusion of stock side corrosion rate when calculating an operational life for the tank. Patch plates, weld repairs, most of the lower dome, and portions of the upper dome will require coating repair. Grout nozzles located in the extension and upper dome that are not scheduled for repair will require evaluation for possible coating repairs.

The repair contractor shall utilize Welding Procedure Specifications (WPS) proven by Procedure Qualification Records (PQR). Welders shall be certified in accordance with ASME Boiler and Pressure Vessel Code (BPVC) Section IX.

In accordance with API 650 and ASME BPVC Section V non-destructive examination (NDE) technicians/examiners shall be certified per: (1) SNT-TC-1A, Personnel Qualification and Certification in Nondestructive Testing; or (2) ANSI/ASNT CP-189, ASNT Standard for Qualification and Certification of Nondestructive Testing Personnel; or (3) ACCP, ASNT Central Certification Program.

2.4 CONCLUSIONS

Upon successful completion of the recommended repairs, the next internal and UT inspection of Tank 6 should be performed no later than 3 May 2026. The overall effectiveness of the Dunkin & Bush, Inc. repairs appeared to have satisfactorily addressed flaws detected in Tank 6. Repairs were performed in accordance with the recommendations.

This page left blank intentionally.

Table 2-1 Patch Plate and Weld Repair Summary

Flaw No.	Tank Section	Quad	Row / Course	Plate / Vertical Drop	Description of Flaw / defect	Remaining Thickness	Repair Recommendation
1	Lower Dome	A	LD-1	9 & 10	Lack of Penetration	0.190	4" x 6" x 1/4" patch plate, see sketch
2	Lower Dome	A	LD-1	10 & 11	Lack of Penetration	0.190	4" x 6" x 1/4" patch plate, see sketch
3	Lower Dome	B	LD-1	11 & 12	Lack of Penetration	0.185	4" x 6" x 1/4" patch plate, see sketch
4	Lower Dome	B	LD-1	13 & 14	Lack of Penetration	0.150	4" x 6" x 1/4" patch plate, see sketch
5	Lower Dome	B	LD-1	14 & 15	Lack of Penetration	0.195	4" x 6" x 1/4" patch plate, see sketch
6	Lower Dome	B	LD-1	15 & 16	Lack of Penetration	0.200	No Repair
7	Lower Dome	B	LD-1	16 & 17	Lack of Penetration	0.180	4" x 6" x 1/4" patch plate, see sketch
8	Lower Dome	B	LD-1	17 & 18	Lack of Penetration	0.180	4" x 6" x 1/4" patch plate, see sketch
9	Lower Dome	B	LD-1	18 & 19	Lack of Penetration	0.177	Weld Repair
10	Lower Dome	B	LD-1	19 & 20	Lack of Penetration	0.170	4" x 6" x 1/4" patch plate, see sketch
11	Lower Dome	B	LD-1	20 & 21	Lack of Penetration	0.195	4" x 6" x 1/4" patch plate, see sketch
12	Lower Dome	B	LD-1	21 & 22	Lack of Penetration	0.160	4" x 6" x 1/4" patch plate, see sketch
13	Lower Dome	C	LD-1	23 & 24	Lack of Penetration	0.170	4" x 6" x 1/4" patch plate, see sketch
14	Lower Dome	C	LD-1	24 & 25	Lack of Penetration	0.180	Weld Repair
15	Lower Dome	C	LD-1	25 & 26	Lack of Penetration	0.180	4" x 8" x 1/4" patch plate, see sketch

Table 2-1 Patch Plate and Weld Repair Summary

Flaw No.	Tank Section	Quad	Row / Course	Plate / Vertical Drop	Description of Flaw / defect	Remaining Thickness	Repair Recommendation
16	Lower Dome	C	LD-1	26 & 27	Lack of Penetration	0.190	4" x 6" x 1/4" patch plate, see sketch
17	Lower Dome	C	LD-1	27 & 28	Lack of Penetration	0.140	4" x 8" x 1/4" patch plate, see sketch
18	Lower Dome	C	LD-1	28 & 29	Lack of Penetration	0.180	4" x 6" x 1/4" patch plate, see sketch
19	Lower Dome	C	LD-1	29 & 30	Lack of Penetration	0.135	4" x 6" x 1/4" patch plate, see sketch
20	Lower Dome	C	LD-1	30 & 31	Lack of Penetration	0.195	4" x 6" x 1/4" patch plate, see sketch
21	Lower Dome	C	LD-1	31 & 32	Lack of Penetration	0.185	4" x 6" x 1/4" patch plate, see sketch
22	Lower Dome	C	LD-1	32 & 33	Lack of Penetration	0.200	No Repair
23	Lower Dome	D	LD-1	34 & 35	Lack of Penetration	0.177	4" x 6" x 1/4" patch plate, see sketch
24	Lower Dome	D	LD-1	35 & 36	Lack of Penetration	0.190	4" x 6" x 1/4" patch plate, see sketch
25	Lower Dome	D	LD-1	36 & 37	Lack of Penetration	0.190	4" x 6" x 1/4" patch plate, see sketch
26	Lower Dome	D	LD-1	37 & 38	Lack of Penetration	0.200	No Repair
27	Lower Dome	D	LD-1	38 & 39	Lack of Penetration	0.190	4" x 6" x 1/4" patch plate, see sketch
28	Lower Dome	D	LD-1	39 & 40	Lack of Penetration	0.200	No Repair
29	Lower Dome	D	LD-1	40 & 41	Lack of Penetration	0.185	Weld Repair
30	Lower Dome	D	LD-1	42 & 43	Lack of Penetration	0.170	Weld Repair (Changed to 4" x 10" x 1/4" Tombstone)

Table 2-1 Patch Plate and Weld Repair Summary

Flaw No.	Tank Section	Quad	Row / Course	Plate / Vertical Drop	Description of Flaw / defect	Remaining Thickness	Repair Recommendation
31	Lower Dome	D	LD-1	43 & 44	Lack of Penetration	0.180	4" x 6" x 1/4" patch plate, see sketch
32	Lower Dome	D	LD-1	44 & 1	Lack of Penetration	0.200	No Repair
33	Lower Dome	A	LD-1	11	Top Side Pitting	0.200	No Repair
34	Lower Dome	D	LD-2	58	Dent / Crease		No Repair
35	Lower Dome	A	LD-1	1 & 2	Lack of Penetration	0.200	No Repair
36	Lower Dome	A	LD-1	2 & 3	Lack of Penetration	0.200	No Repair
37	Lower Dome	A	LD-1	4 & 5	Lack of Penetration	0.180	Weld Repair
38	Lower Dome	A	LD-1	5 & 6	Lack of Penetration	0.180	4" x 6" x 1/4" patch plate, see sketch
39	Lower Dome	A	LD-1	6 & 7	Lack of Penetration	0.175	4" x 6" x 1/4" patch plate, see sketch
40	Lower Dome	A	LD-1	8 & 9	Lack of Penetration	0.190	4" x 6" x 1/4" patch plate, see sketch
41	Barrel	A	27 & 28	Undercut	Porosity	0.230	No Repair
42		Floor		5	Top Side Pitting	0.400	No Repair

Table 2-1 Patch Plate and Weld Repair Summary

Flaw No.	Tank Section	Quad	Row / Course	Plate / Vertical Drop	Description of Flaw / defect	Remaining Thickness	Repair Recommendation
43	Barrel	A	5	Undercut	Porosity	0.230	No Repair
44	Barrel	A	2 & 3	Undercut	Porosity	0.235	No Repair
45	Barrel	A	2 & 3	Undercut	Porosity	0.230	No Repair
46	Barrel	A	2 & 3	Undercut	Porosity	0.190	Weld Repair
47	Barrel	A	2 & 3	Undercut	Porosity	0.165	Weld Repair
48	Barrel	A	1	Undercut	Porosity	0.170	Weld Repair
49	Barrel	A	1	Undercut	Porosity		Vacuum Box Testing
50	Barrel	A	2	Undercut	Porosity	0.160	Weld Repair
51	Barrel	D	20	Undercut	Porosity	0.180	Weld Repair
52	Lower Dome	B	LD-4	52	Top Side Pitting	0.200	No Repair
53	Lower Dome	B	LD-4	59	Top Side Pitting	0.200	No Repair

Table 2-1 Patch Plate and Weld Repair Summary

Flaw No.	Tank Section	Quad	Row / Course	Plate / Vertical Drop	Description of Flaw / defect	Remaining Thickness	Repair Recommendation
54	Extension	B	E-4	1	Underside Corrosion	0.190	Remove nozzle, 8" x 1/4" round patch plate
55	Barrel	B	1	1	Porosity	0.160	Weld Repair
56	Barrel	B	7	1	Porosity	0.175	Weld Repair
57	Barrel	B	10	1	Porosity	0.200	Weld Repair
58	Barrel	D	13 & 14	Undercut	Porosity	0.176	Weld Repair
59	Barrel	D	12	Undercut	Porosity		Vacuum Box Testing
60	Barrel	D	5	Undercut	Porosity		Vacuum Box Testing
61	Barrel	D	2	Undercut	Underside Corrosion	0.170	Remove nozzle, 8" x 1/4" round patch plate
62	Extension	D	E-4	Undercut	Underside Corrosion	0.190	Remove nozzle, 8" x 1/4" round patch plate
63	Extension	D	E-3	Undercut	Top Side Pitting	0.200	No Repair
64	Barrel	C	5	1	Porosity	0.180	6" x 1/4" round patch plate
65	Barrel	C	1	1	Porosity	0.180	Weld Repair

Table 2-1 Patch Plate and Weld Repair Summary

Flaw No.	Tank Section	Quad	Row / Course	Plate / Vertical Drop	Description of Flaw / defect	Remaining Thickness	Repair Recommendation
66	Barrel	B	17	1	Underside Corrosion	0.200	No Repair
67	Barrel	B	21	1	Porosity	0.180	Weld Repair
68	Barrel	B	23	1	Porosity	0.160	Weld Repair
69	Barrel	B	24	2	Porosity	0.185	Weld Repair
70	Barrel	B	24	2	Porosity	0.175	Weld Repair
71	Barrel	B	21	2	Top Side Pitting	0.180	Weld Repair
72	Barrel	B	12	2	Porosity	0.140	Weld Repair
73	Barrel	B	7	2	Porosity	0.170	Weld Repair
74	Barrel	B	6	2	Porosity	0.170	Weld Repair
75	Barrel	B	4	2	Porosity	0.150	Weld Repair
76	Extension	B	E-4	3	Porosity	0.150	Weld Repair
77	Barrel	B	1	3	Porosity		Vacuum Box Testing
78	Barrel	B	3	3	Porosity	0.145	Weld Repair
79	Barrel	B	3	3	Porosity	0.155	Weld Repair
80	Barrel	B	5	3	Porosity	0.165	Weld Repair

Table 2-1 Patch Plate and Weld Repair Summary

Flaw No.	Tank Section	Quad	Row / Course	Plate / Vertical Drop	Description of Flaw / defect	Remaining Thickness	Repair Recommendation
81	Barrel	B	7	3	Porosity	0.150	Weld Repair
82	Barrel	B	12	3	Porosity	0.155	Weld Repair
83	Barrel	B	16	3	Porosity	0.140	Weld Repair
84	Barrel	B	22	3	Porosity	0.190	Weld Repair
85	Barrel	B	27	3	Top Side Gouge	0.180	Weld Repair
86	Barrel	C	26	3	Porosity	0.160	Weld Repair
87	Barrel	C	24	2	Porosity	0.190	Weld Repair
88	Barrel	C	22	3	Porosity	0.160	Weld Repair
89	Barrel	C	12	2	Porosity	0.190	6" x 1/4" round patch plate
90	Barrel	C	18 & 19	2	Porosity	0.190	Weld Repair
91	Barrel	C	13 & 14	3	Porosity	0.170	Weld Repair
92	Barrel	C	13	3	Porosity	0.180	Weld Repair
93	Barrel	C	11 & 12	3	Porosity	0.190	Weld Repair
94	Barrel	C	6 & 7	3	Porosity	0.200	No Repair
95	Barrel	C	1 & 2	3	Porosity		Vacuum Box Testing

Table 2-1 Patch Plate and Weld Repair Summary

Flaw No.	Tank Section	Quad	Row / Course	Plate / Vertical Drop	Description of Flaw / defect	Remaining Thickness	Repair Recommendation
96	Barrel	C	1 & 2	3	Gap	0.140	Weld Repair
97	Extension	C	E-4	3	Porosity		Vacuum Box Testing
98	Extension	C	E-4	4	Porosity		Vacuum Box Testing
99	Barrel	C	2 & 3	4	Porosity	0.160	Weld Repair
100	Barrel	C	4 & 5	4	Porosity	0.170	Weld Repair
101	Barrel	C	8 & 9	4	Porosity	0.200	No Repair
102	Barrel	B	28	4	Underside Corrosion	0.200	No Repair
103	Barrel	B	26	4	Underside Corrosion	0.200	No Repair
104	Barrel	B	15	4	Underside Corrosion	0.200	No Repair
105	Barrel	B	7	3	Porosity	0.175	Weld Repair
106	Barrel	B	7	4	Porosity	0.130	Weld Repair
107	Barrel	B	5	4	Porosity	0.175	Weld Repair
108	Barrel	B	2	4	Porosity	0.150	Weld Repair
109	Barrel	B	1	4	Porosity		Vacuum Box Testing
110	Extension	B	E-4	4	Porosity		Vacuum Box Testing

Table 2-1 Patch Plate and Weld Repair Summary

Flaw No.	Tank Section	Quad	Row / Course	Plate / Vertical Drop	Description of Flaw / defect	Remaining Thickness	Repair Recommendation
111	Extension	B	E-4	5	Underside Corrosion	0.170	Remove nozzle, 8" x 1/4" round patch plate
112	Extension	B	E-4	5	Underside Corrosion	0.190	14" x 16" x 1/4" patch plate, see sketch
113	Barrel	B	2	5	Porosity	0.170	Weld Repair
114	Barrel	B	5	5	Porosity	0.165	Weld Repair
115	Barrel	B	8	5	Porosity	0.160	Weld Repair
116	Barrel	B	13	5	Top Side Pitting	0.180	No Repair
117	Barrel	B	19	5	Porosity	0.170	Weld Repair
118	Barrel	B	24	5	Underside Corrosion	0.197	No Repair
119	Barrel	B	28	5	Porosity	0.170	Weld Repair
120	Extension	B	E-4	6	Underside Corrosion	0.200	No Repair
121	Extension	B	E-4	6	Porosity		Vacuum Box Testing
122	Extension	B	E-4	6	Porosity		Vacuum Box Testing
123	Barrel	B	1	6	Porosity		Vacuum Box Testing
124	Barrel	B	1	6	Deep Undercut		Vacuum Box Testing
125	Barrel	B	3	6	Top Side Pitting	0.190	8" x 1/4" round patch plate

Table 2-1 Patch Plate and Weld Repair Summary

Flaw No.	Tank Section	Quad	Row / Course	Plate / Vertical Drop	Description of Flaw / defect	Remaining Thickness	Repair Recommendation
126	Barrel	B	3	6	Porosity	0.180	Weld Repair
127	Barrel	B	3	6	Porosity	0.180	Weld Repair
128	Barrel	B	3	6	Porosity	0.140	Weld Repair
129	Barrel	B	3	6	Porosity	0.140	Weld Repair
130	Barrel	B	5	6	Top Side Pitting	0.200	No Repair
131	Barrel	B	5	6	Porosity	0.140	Weld Repair
132	Barrel	B	6	6	Porosity	0.180	Weld Repair
133	Barrel	B	6	6	Porosity	0.160	Weld Repair
134	Barrel	B	8	6	Porosity	0.185	Weld Repair
135	Barrel	B	10	6	Top Side Pitting	0.190	6" x 1/4" round patch plate
136	Barrel	B	26	6	Porosity	0.160	Weld Repair
137	Barrel	B	28	6	Porosity		Weld Repair
138	Barrel	B	28	6	Porosity	0.180	Weld Repair
139	Barrel	B	28	6	Porosity	0.170	Weld Repair
140	Barrel	B	25	7	Top Side Pitting	0.190	6" x 1/4" round patch plate

Table 2-1 Patch Plate and Weld Repair Summary

Flaw No.	Tank Section	Quad	Row / Course	Plate / Vertical Drop	Description of Flaw / defect	Remaining Thickness	Repair Recommendation
141	Barrel	C	23	4	Porosity		Vacuum Box Testing
142	Barrel	C	27 & 28	5	Porosity	0.180	Weld Repair
143	Barrel	C	18 & 19	5	Porosity	0.180	Weld Repair
144	Barrel	C	17 & 18	5	Porosity	0.180	Weld Repair
145	Extension	C	E-4	5	Top Side Pitting	0.190	6" x 8" x 1/4" patch plate, see sketch
146	Barrel	C	9	6	Top Side Pitting	0.200	No Repair
147	Barrel	C	21	6	Top Side Pitting	0.190	6" x 1/4" round patch plate
148	Barrel	C	23 & 24	6	Porosity	0.190	Weld Repair
149	Barrel	C	25	6	Top Side Pitting	0.185	6" x 1/4" round patch plate
150	Extension	B	E-4	7	Underside Corrosion	0.200	No Repair
151	Barrel	B	1	7	Porosity	0.165	6" x 1/4" round patch plate, see sketch
152	Barrel	B	1	7	Underside Corrosion	0.200	No Repair
153	Barrel	B	4	7	Porosity	0.140	Weld Repair
154	Barrel	B	4	7	Top Side Gouge	0.200	No Repair
155	Barrel	B	6	7	Porosity	0.170	Weld Repair

Table 2-1 Patch Plate and Weld Repair Summary

Flaw No.	Tank Section	Quad	Row / Course	Plate / Vertical Drop	Description of Flaw / defect	Remaining Thickness	Repair Recommendation
156	Barrel	B	6	7	Porosity	0.165	Weld Repair
157	Barrel	B	9	7	Porosity		Vacuum Box Testing
158	Barrel	B	9	7	Porosity	0.140	Weld Repair
159	Barrel	B	10	7	Porosity	0.170	Weld Repair
160	Barrel	B	10	7	Porosity	0.175	Weld Repair
161	Barrel	B	10	7	Porosity		Vacuum Box Testing
162	Barrel	B	12	7	Porosity	0.170	Weld Repair
163	Barrel	B	12	7	Porosity	0.170	Weld Repair
164	Barrel	B	13	7	Top Side Gouge	0.200	No Repair
165	Barrel	B	16	7	Porosity	0.145	Weld Repair
166	Extension	B	E-4	8	Underside Corrosion	0.180	6" x 28" x 1/4" patch plate, see sketch
167	Extension	B	E-4	8	Porosity		Vacuum Box Testing
168	Barrel	B	2	8	Porosity	0.165	Weld Repair
169	Barrel	B	3	8	Porosity	0.170	Weld Repair
170	Barrel	B	3	8	Porosity	0.175	Weld Repair

Table 2-1 Patch Plate and Weld Repair Summary

Flaw No.	Tank Section	Quad	Row / Course	Plate / Vertical Drop	Description of Flaw / defect	Remaining Thickness	Repair Recommendation
171	Barrel	B	5	8	Porosity	0.175	Weld Repair
172	Barrel	B	11	8	Porosity	0.170	Weld Repair
173	Barrel	B	16	8	Top Side Pitting	0.190	6" x 1/4" round patch plate
174	Barrel	B	27	8	Porosity	0.180	Weld Repair
175	Barrel	B	28	8	Top Side Gouge	0.190	6" x 1/4" round patch plate
176	Barrel	B	28	9	Porosity	0.150	6" x 1/4" round patch plate
177	Barrel	C	3	7	Porosity	0.175	Weld Repair
178	Barrel	C	3	7	Porosity	0.180	Weld Repair
179	Barrel	C	4	7	Porosity	0.170	Weld Repair
180	Barrel	C	4	7	Porosity	0.180	Weld Repair
181	Barrel	C	6	7	Porosity	0.190	Weld Repair
182	Barrel	C	6	7	Porosity	0.190	Weld Repair
183	Barrel	C	7	7	Underside Corrosion	0.200	No Repair
184	Barrel	C	11	7	Underside Corrosion	0.170	30" x 48" x 1/4" patch plate, see sketch
185	Barrel	C	3	8	Porosity	0.180	Weld Repair

Table 2-1 Patch Plate and Weld Repair Summary

Flaw No.	Tank Section	Quad	Row / Course	Plate / Vertical Drop	Description of Flaw / defect	Remaining Thickness	Repair Recommendation
186	Barrel	C	3	8	Porosity	0.170	Weld Repair
187	Barrel	C	6	8	Porosity	0.200	Weld Repair
188	Barrel	C	10	8	Porosity	0.180	Weld Repair
189	Barrel	C	10	8	Porosity	0.175	Weld Repair
190	Barrel	C	21	8	Top Side Pitting	0.200	No Repair
191	Barrel	C	28	8	Porosity	0.120	Remove existing patch plate, 6" x 1/4" round patch plate
192	Barrel	C	26	9	Top Side Pitting	0.190	6" x 1/4" round patch plate
193	Extension	B	E-4	9	Underside Corrosion	0.190	14" x 41" x 1/4" patch plate, see sketch
194	Barrel	B	1	9	Undercut		Vacuum Box Testing
195	Barrel	B	3	9	Porosity	0.170	Weld Repair
196	Barrel	B	4	9	Porosity	0.150	Weld Repair
197	Barrel	B	4	9	Porosity	0.155	Weld Repair
198	Barrel	B	7 & 8	9	Porosity	0.160	Weld Repair
199	Barrel	B	9	9	Porosity		Vacuum Box Testing
200	Barrel	B	10	9	Top Side Gouge	0.200	No Repair

Table 2-1 Patch Plate and Weld Repair Summary

Flaw No.	Tank Section	Quad	Row / Course	Plate / Vertical Drop	Description of Flaw / defect	Remaining Thickness	Repair Recommendation
201	Barrel	B	11	9	Top Side Gouge	0.200	No Repair
202	Barrel	B	13	9	Porosity	0.150	6" x 1/4" round patch plate
203	Barrel	B	16	9	Top Side Gouge	0.200	No Repair
204	Barrel	B	17	9	Top Side Gouge	0.200	No Repair
205	Barrel	B	20	9	Porosity	0.155	Weld Repair
206	Barrel	B	22	9	Porosity	0.170	Weld Repair
207	Barrel	B	26 & 27	10	Porosity	0.160	Weld Repair
208	Barrel	B	21	10	Top Side Gouge	0.200	No Repair
209	Barrel	B	18	10	Porosity	0.180	Weld Repair
210	Barrel	B	11	10	Porosity		Vacuum Box Testing
211	Barrel	B	7 & 8	10	Undercut	No Flaw	No Repair
212	Barrel	B	7	10	Porosity		Vacuum Box Testing
213	Barrel	B	5	10	Porosity	0.220	No Repair
214	Barrel	B	4	10	Porosity	0.190	Weld Repair
215	Barrel	B	4	10	Porosity	0.220	No Repair

Table 2-1 Patch Plate and Weld Repair Summary

Flaw No.	Tank Section	Quad	Row / Course	Plate / Vertical Drop	Description of Flaw / defect	Remaining Thickness	Repair Recommendation
216	Barrel	B	4	10	Porosity	0.200	No Repair
217	Extension	B	E-4	10	Top Side Pitting	0.190	6" x 1/4" round patch plate
218	Extension	B	E-4	10	Top Side Pitting	0.190	6" x 1/4" round patch plate
219	Extension	A/B	E-4	11	Top Side Pitting	0.200	No Repair
220	Extension	A/B	E-4	11	Underside Corrosion	0.155	Remove nozzle, 8" x 1/4" round patch plate
221	Barrel	A/B	3	11	Porosity	0.190	Weld Repair
222	Barrel	A/B	3	11	Porosity	0.190	Weld Repair
223	Barrel	A/B	4	11	Top Side Pitting	0.200	No Repair
224	Barrel	A/B	6	11	Porosity	0.190	Weld Repair
225	Extension	A	E-4	12	Porosity		Vacuum Box Testing
226	Extension	A	E-4	12	Porosity		Vacuum Box Testing
227	Extension	A	E-4	12	Porosity		Vacuum Box Testing
228	Extension	A	E-4	12	Porosity		Vacuum Box Testing
229	Extension	A	E-4	12	Undercut	Deep Undercut	Weld Repair
230	Barrel	A	1	12	Top Side Gouge	0.200	No Repair

Table 2-1 Patch Plate and Weld Repair Summary

Flaw No.	Tank Section	Quad	Row / Course	Plate / Vertical Drop	Description of Flaw / defect	Remaining Thickness	Repair Recommendation
231	Barrel	A	3 & 4	12	Porosity	0.155	Weld Repair
232	Barrel	A	3 & 4	12	Porosity	0.140	Weld Repair
233	Barrel	A	5 & 6	12	Porosity	0.175	Weld Repair
234	Barrel	A	5 & 6	12	Porosity	0.140	Weld Repair
235	Barrel	A	7	12	Porosity	0.165	Weld Repair
236	Barrel	A	8 & 9	12	Porosity		Vacuum Box Testing
237	Barrel	A	16	12	Porosity	0.145	Weld Repair
238	Barrel	C	1	9	Porosity	0.180	Weld Repair
239	Barrel	C	1	9	Porosity	0.180	Weld Repair
240	Barrel	C	1	9	Porosity		Weld Repair
241	Barrel	C	1	9	Porosity	0.180	Weld Repair
242	Barrel	C	1	9	Porosity	0.180	Weld Repair
243	Barrel	C	2	9	Porosity	0.170	Weld Repair
244	Barrel	C	4	9	Porosity	0.160	Weld Repair
245	Barrel	C	4	9	Porosity	0.180	Weld Repair

Table 2-1 Patch Plate and Weld Repair Summary

Flaw No.	Tank Section	Quad	Row / Course	Plate / Vertical Drop	Description of Flaw / defect	Remaining Thickness	Repair Recommendation
246	Extension	C	E-4	10	Underside Corrosion	0.180	8" x 10" x 1/4" round patch plate, see sketch
247	Barrel	C	3	9	Porosity	0.170	Weld Repair
248	Barrel	C	3	9	Porosity	No Flaw	No Repair
249	Barrel	C	1	10	Porosity	0.200	No Repair
250	Barrel	C	3	10	Underside Corrosion	0.200	No Repair
251	Barrel	C	3	10	Porosity	0.190	Weld Repair
252	Barrel	C	3	10	Porosity	0.160	Weld Repair
253	Barrel	C	3	10	Porosity	0.160	Weld Repair
254	Barrel	C	4 & 5	10	Porosity	0.165	Weld Repair
255	Barrel	C	9	10	Porosity	0.175	Weld Repair
256	Barrel	C	14	10	Porosity	0.170	Weld Repair
257	Barrel	C	14	10	Porosity	0.170	Weld Repair
258	Barrel	C	16	10	Porosity	0.180	Weld Repair
259	Extension	D	E-4	11	Underside Corrosion	0.150	14 x 102" x 1/4" patch plate, see sketch
260	Barrel	D	3	11	Porosity	0.170	Weld Repair

Table 2-1 Patch Plate and Weld Repair Summary

Flaw No.	Tank Section	Quad	Row / Course	Plate / Vertical Drop	Description of Flaw / defect	Remaining Thickness	Repair Recommendation
261	Barrel	D	3	11		0.180	Weld Repair
262	Barrel	D	4	11	Porosity	0.180	Weld Repair
263	Barrel	D	5	11	Porosity	0.170	Weld Repair
264	Barrel	D	6	11	Porosity	0.160	Weld Repair
265	Barrel	D	6	11	Porosity	0.185	Weld Repair
266	Barrel	D	8	11	Porosity	0.170	Weld Repair
267	Barrel	D	9	11	Porosity	0.170	Weld Repair
268	Barrel	D	11	11	Porosity	0.180	Weld Repair
269	Barrel	D	13	11	Porosity	0.175	Weld Repair
270	Barrel	D	13	11	Porosity	0.180	Weld Repair
271	Barrel	D	21	12	Porosity		Vacuum Box Testing
272	Barrel	D	19	12	Porosity	0.200	No Repair
273	Barrel	D	19	12	Porosity	0.190	Weld Repair
274	Barrel	D	14	11	Porosity	0.170	Weld Repair
275	Barrel	D	17	11	Porosity	0.175	Weld Repair

Table 2-1 Patch Plate and Weld Repair Summary

Flaw No.	Tank Section	Quad	Row / Course	Plate / Vertical Drop	Description of Flaw / defect	Remaining Thickness	Repair Recommendation
276	Barrel	D	20	11	Porosity	0.190	Weld Repair
277	Barrel	D	20	11	Porosity	0.190	Weld Repair
278	Barrel	D	24	11	Porosity	0.180	Weld Repair
279	Barrel	D	24 & 25	11	Porosity	0.170	Weld Repair
280	Barrel	D	24 & 25	11	Top Side Pitting	0.200	No Repair
281	Barrel	D	24 & 25	11	Top Side Pitting	0.200	No Repair
282	Barrel	D	28	11	Porosity	0.180	Weld Repair
283	Barrel	D	28	11	Porosity		Vacuum Box Testing
284	Barrel	D	28	12	Porosity	0.180	Weld Repair
285	Barrel	D	28	12	Porosity	0.180	Weld Repair
286	Barrel	D	28	12	Porosity	0.180	Weld Repair
287	Barrel	D	28	12	Porosity	0.190	Weld Repair
288	Barrel	D	28	12	Porosity	0.170	Remove existing patch plate, 6" x 1/4" round patch plate
289	Barrel	D	26	12	Porosity		Vacuum Box Testing
290	Barrel	D	21	12	Porosity	0.180	Weld Repair

Table 2-1 Patch Plate and Weld Repair Summary

Flaw No.	Tank Section	Quad	Row / Course	Plate / Vertical Drop	Description of Flaw / defect	Remaining Thickness	Repair Recommendation
291	Barrel	D	21	12	Porosity	0.180	Weld Repair
292	Barrel	D	7	12	Porosity	0.180	Weld Repair
293	Barrel	D	7	12	Porosity	0.185	Weld Repair
294	Barrel	D	7	12	Porosity	0.180	Weld Repair
295	Barrel	D	5	12	Porosity	0.175	Weld Repair
296	Barrel	D	5	12	Porosity	0.170	Weld Repair
297	Barrel	D	14	12	Porosity	0.180	Weld Repair
298	Barrel	D	1	12	Porosity	0.170	Weld Repair
299	Barrel	D	1	12	Porosity	0.170	Weld Repair
300	Extension	D	E-4	12	Underside Corrosion	0.200	No Repair
301	Barrel	D	2	12	Porosity	0.170	Weld Repair
302	Barrel	D	2	12	Porosity	0.185	Weld Repair
303	Barrel	D	3	12	Porosity	0.190	Weld Repair
304	Extension	D	E-4	13	Underside Corrosion	0.200	No Repair
305	Barrel	D	1	13	Porosity	0.160	Weld Repair

Table 2-1 Patch Plate and Weld Repair Summary

Flaw No.	Tank Section	Quad	Row / Course	Plate / Vertical Drop	Description of Flaw / defect	Remaining Thickness	Repair Recommendation
306	Barrel	D	1	13	Porosity	0.160	Weld Repair
307	Barrel	D	3	13	Porosity	0.220	No Repair
308	Barrel	D	7	13	Porosity	0.170	Weld Repair
309	Barrel	D	7	13	Porosity	0.170	Weld Repair
310	Barrel	D	9	13	Porosity	0.180	Weld Repair
311	Barrel	D	12	13	Porosity	0.170	Weld Repair
312	Barrel	D	12	13	Porosity	0.170	Weld Repair
313	Barrel	A	26	13	Underside Corrosion	0.200	No Repair
314	Barrel	A	20	13	Porosity		Vacuum Box Testing
315	Barrel	A	16	13	Porosity	0.190	Weld Repair
316	Barrel	A	16	13	Top Side Gouge	0.180	Weld Repair
317	Barrel	A	13	13	Porosity	0.160	Weld Repair
318	Barrel	A	11 & 12	13	Porosity	0.170	Weld Repair
319	Barrel	A	1	13	Porosity		Weld Repair
320	Barrel	A	5 & 6	13	Porosity	0.175	Weld Repair

Table 2-1 Patch Plate and Weld Repair Summary

Flaw No.	Tank Section	Quad	Row / Course	Plate / Vertical Drop	Description of Flaw / defect	Remaining Thickness	Repair Recommendation
321	Barrel	A	27	14	Top Side Pitting	0.170	6" x 1/4" round patch plate
322	Barrel	A	15	14	Porosity	0.190	Weld Repair
323	Barrel	A	15	14	Porosity	0.190	Weld Repair
324	Barrel	A	6	14	Porosity	0.170	Weld Repair
325	Barrel	A	6	14	Porosity	0.170	Weld Repair
326	Barrel	D	18	13	Top Side Gouge	0.200	No Repair
327	Barrel	D	28	14	Porosity	0.190	Weld Repair
328	Barrel	D	28	14	Porosity	0.190	Weld Repair
329	Barrel	D	28	14	Porosity	0.140	Remove existing patch plate, 6" x 1/4" round patch plate
330	Barrel	D	28	14	Porosity	0.140	Repair with flaw No. 329
331	Barrel	D	28	14	Porosity	0.190	Weld Repair
332	Extension	D	E-4	14	Underside Corrosion	0.170	Remove nozzle, 8" x 1/4" round patch plate
333	Extension	D	E-4	14	Porosity		Vacuum Box Testing
334	Barrel	D	2	14	Underside Corrosion	0.180	Remove nozzle, 8" x 1/4" round patch plate
335	Barrel	D	2	14	Porosity	No Flaw	No Repair

Table 2-1 Patch Plate and Weld Repair Summary

Flaw No.	Tank Section	Quad	Row / Course	Plate / Vertical Drop	Description of Flaw / defect	Remaining Thickness	Repair Recommendation
336	Barrel	D	2	14	Porosity	0.180	Weld Repair
337	Barrel	D	7	14	Porosity	0.220	No Repair
338	Barrel	D	7	14	Porosity	0.170	Weld Repair
339	Barrel	D	12	14	Porosity	0.170	Weld Repair
340	Barrel	D	12	14	Porosity	0.190	Weld Repair
341	Barrel	D	12	14	Porosity	0.170	Weld Repair
342	Barrel	D	12	14	Porosity	0.220	No Repair
343	Barrel	D	12	14	Porosity	0.170	Weld Repair
344	Barrel	D	28	15	Porosity		Vacuum Box Testing
345	Barrel	D	28	15	Porosity	0.170	Weld Repair
346	Barrel	D	28	15	Porosity	0.170	Weld Repair
347	Barrel	D	28	15	Porosity	0.170	Weld Repair
348	Barrel	D	26	15	Porosity	No Flaw	No Repair
349	Barrel	D	23	15	Porosity	0.180	Weld Repair
350	Barrel	A	3 & 4	14	Porosity	0.170	Weld Repair

Table 2-1 Patch Plate and Weld Repair Summary

Flaw No.	Tank Section	Quad	Row / Course	Plate / Vertical Drop	Description of Flaw / defect	Remaining Thickness	Repair Recommendation
351	Barrel	A	2	14	Porosity	0.180	Weld Repair
352	Extension	A	E-4	15	Underside Corrosion	0.150	Remove nozzle, 8" x 1/4" round patch plate
353	Barrel	A	1	15	Top Side Gouge	0.200	No Repair
354	Barrel	A	1	15	Porosity	0.170	Weld Repair
355	Barrel	A	2	15	Underside Corrosion	0.190	Remove nozzle, 8" x 1/4" round patch plate
356	Barrel	A	6	15	Porosity	0.190	Weld Repair
357	Barrel	A	12 & 13	15	Porosity	0.160	Weld Repair
358	Barrel	A	24	15	Top Side Gouge	0.180	6" x 1/4" round patch plate
359	Barrel	A	25	16	Top Side Gouge	0.200	No Repair
360	Barrel	A	24	15	Porosity	0.190	Weld Repair
361	Barrel	A	13	16	Porosity	0.175	Weld Repair
362	Barrel	A	10	16	Porosity	0.190	Weld Repair
363	Barrel	A	4	16	Porosity	0.180	Weld Repair
364	Barrel	A	3	16	Porosity	0.200	No Repair
365	Barrel	A	1	16	Porosity		Vacuum Box Testing

Table 2-1 Patch Plate and Weld Repair Summary

Flaw No.	Tank Section	Quad	Row / Course	Plate / Vertical Drop	Description of Flaw / defect	Remaining Thickness	Repair Recommendation
366	Barrel	A	1	16	Porosity	No Flaw	No Repair
367	Barrel	A	1	16	Undercut		Vacuum Box Testing
368	Extension	A	E-4	17	Porosity		Vacuum Box Testing
369	Barrel	A	8 & 9	17	Porosity	0.160	Weld Repair
370	Barrel	A	9 & 10	18	Undercut	0.190	Weld Repair
371	Barrel	A	9	18	Porosity	No Flaw	No Repair
372	Barrel	A	5	18	Porosity	0.190	Weld Repair
373	Extension	D	E-4	15	Underside Corrosion	0.200	No Repair
374	Extension	D	E-4	15	Porosity		Vacuum Box Testing
375	Barrel	D	1	15	Porosity		Vacuum Box Testing
376	Barrel	D	1	15	Porosity	0.180	Weld Repair
377	Barrel	D	3	15	Porosity	0.180	Weld Repair
378	Barrel	D	3	15	Porosity	0.170	Weld Repair
379	Barrel	D	3	15	Porosity	0.180	Weld Repair
380	Barrel	D	3	15	Porosity	0.180	Weld Repair

Table 2-1 Patch Plate and Weld Repair Summary

Flaw No.	Tank Section	Quad	Row / Course	Plate / Vertical Drop	Description of Flaw / defect	Remaining Thickness	Repair Recommendation
381	Barrel	D	3	15	Porosity	0.160	Weld Repair
382	Barrel	D	3	15	Porosity	0.170	Weld Repair
383	Barrel	D	3	15	Porosity	0.170	Weld Repair
384	Barrel	D	3	15	Porosity	0.200	No Repair
385	Barrel	D	3	15	Porosity	0.200	No Repair
386	Barrel	D	5	15	Porosity	0.170	Weld Repair
387	Barrel	D	7	15	Porosity	0.170	Weld Repair
388	Barrel	D	7	15	Porosity	0.180	Weld Repair
389	Extension	D	E-4	16	Underside Corrosion	0.160	6" x 12" x 1/4" patch plate, see sketch
390	Barrel	D	2	16	Porosity	0.160	Weld Repair
391	Barrel	D	4	16	Porosity	0.200	No Repair
392	Barrel	D	4	16	Porosity	0.170	Weld Repair
393	Barrel	D	4	16	Porosity	0.170	Weld Repair
394	Barrel	D	5	16	Porosity	0.180	Weld Repair
395	Barrel	D	5	16	Porosity	0.180	Weld Repair

Table 2-1 Patch Plate and Weld Repair Summary

Flaw No.	Tank Section	Quad	Row / Course	Plate / Vertical Drop	Description of Flaw / defect	Remaining Thickness	Repair Recommendation
396	Barrel	D	6	16	Porosity	0.180	Weld Repair
397	Barrel	D	6	16	Porosity		Vacuum Box Testing
398	Barrel	D	8	16	Porosity	0.180	Weld Repair
399	Barrel	D	10	16	Top Side Pitting	0.200	No Repair
400	Barrel	D	11	16	Underside Corrosion	0.168	6" x 10" x 1/4" patch plate, see sketch
401	Barrel	D	16	16	Porosity	0.220	No Repair
402	Barrel	D	19	16	Porosity	0.200	No Repair
403	Barrel	D	19	16	Porosity	0.185	Weld Repair
404	Barrel	D	19	16	Porosity	0.180	Weld Repair
405	Barrel	D	26	16	Porosity	0.180	Weld Repair
406	Barrel	D	26	16	Porosity	0.180	Weld Repair
407	Barrel	D	28	16	Porosity	0.180	Weld Repair
408	Barrel	D	28	16	Porosity		Vacuum Box Testing
409	Barrel	D	28	16	Porosity		Vacuum Box Testing
410	Barrel	D	28	16	Porosity	0.180	Weld Repair

Table 2-1 Patch Plate and Weld Repair Summary

Flaw No.	Tank Section	Quad	Row / Course	Plate / Vertical Drop	Description of Flaw / defect	Remaining Thickness	Repair Recommendation
411	Barrel	D	9	17	Porosity	0.170	Weld Repair
412	Barrel	D	9	17	Porosity	0.190	Weld Repair
413	Barrel	D	10	17	Porosity	0.190	Weld Repair
414	Barrel	D	10	17	Porosity	0.160	Weld Repair
415	Barrel	D	13	17	Porosity	0.200	No Repair
416	Barrel	D	12	17	Porosity	0.190	Weld Repair
417	Barrel	D	15	17	Porosity	0.200	No Repair
418	Barrel	D	19	17	Porosity	0.190	Weld Repair
419	Barrel	D	19	17	Porosity	0.180	Weld Repair
420	Barrel	D	21	17	Porosity	Top Side Pitting	No Repair
421	Barrel	D	21	17	Porosity	Top Side Pitting	No Repair
422	Barrel	D	21	17	Porosity	Top Side Pitting	No Repair
423	Barrel	D	21	17	Porosity	Top Side Pitting	No Repair
424	Barrel	D	22	17	Porosity	0.180	Weld Repair
425	Barrel	D	26	17	Porosity	0.180	Weld Repair

Table 2-1 Patch Plate and Weld Repair Summary

Flaw No.	Tank Section	Quad	Row / Course	Plate / Vertical Drop	Description of Flaw / defect	Remaining Thickness	Repair Recommendation
426	Barrel	B	A	A-3	Underside Corrosion	0.190	24" x 32" x 1/4" patch plate, see sketch
427	Extension	B	E-1	1	Top Side Pitting	0.200	No Repair
428	Extension	B	E-3	1	Underside Corrosion	0.180	Remove nozzle, 8" x 1/4" round patch plate
429	Extension	B	E-3	1	Top Side Gouge	0.160	6" x 1/4" patch plate, see sketch
430	Extension	B	E-3	2	Underside Corrosion	0.190	Coating Repair Only
431	Extension	B	E-1	3	Porosity		Vacuum Box Testing
432	Extension	B	E-2	3	Top Side Gouge	0.200	No Repair
433	Extension	B	E-3	3	Underside Corrosion	0.190	Remove nozzle, 8" x 1/4" round patch plate
434	Extension	B	E-3	3	Underside Corrosion	0.190	Remove nozzle, 8" x 1/4" round patch plate
435	Extension	B	E-3	3	Porosity	0.170	Weld Repair
436	Extension	B	E-3	4	Underside Corrosion	0.195	No Repair
437	Extension	B	E-3	4	Underside Corrosion	0.195	No Repair
438	Upper Dome	B	A	A-13	Porosity		6" x 1/4" patch plate, see sketch
439	Extension	B	E-3	5	Underside Corrosion	0.190	Remove nozzle, 8" x 1/4" round patch plate
440	Extension	B	E-3	5	Underside Corrosion	0.195	No Repair

Table 2-1 Patch Plate and Weld Repair Summary

Flaw No.	Tank Section	Quad	Row / Course	Plate / Vertical Drop	Description of Flaw / defect	Remaining Thickness	Repair Recommendation
441	Extension	B	E-3	5	Porosity		6" x 1/4" patch plate, see sketch
442	Extension	B	E-3	6	Underside Corrosion	0.195	No Repair
443	Extension	D	E-4	17	Porosity	0.190	8" x 8" x 1/4" patch plate, see sketch
444	Barrel	D	4	17	Porosity	0.170	Weld Repair
445	Barrel	D	4	17	Porosity	0.180	Weld Repair
446	Barrel	D	4	17	Porosity	0.160	Weld Repair
447	Barrel	D	4	17	Top Side Pitting	0.190	Weld Repair
448	Barrel	D	5	17	Porosity	0.140	Weld Repair
449	Barrel	D	5	17	Porosity	0.170	Weld Repair
450	Barrel	D	5	17	Porosity	0.170	Weld Repair
451	Barrel	D	5	17	Porosity	0.160	Weld Repair
452	Barrel	D	7	17	Porosity	0.190	Weld Repair
453	Barrel	D	7	17	Porosity	0.190	Weld Repair
454	Barrel	D	7	17	Porosity	0.180	Weld Repair
455	Extension	D	E-4	18	Porosity	0.180	6" x 6" x 1/4" patch plate, see sketch

Table 2-1 Patch Plate and Weld Repair Summary

Flaw No.	Tank Section	Quad	Row / Course	Plate / Vertical Drop	Description of Flaw / defect	Remaining Thickness	Repair Recommendation
456	Barrel	D	1	18	Top Side Pitting	0.190	6" x 1/4" round patch plate
457	Barrel	D	2	18	Porosity		Vacuum Box Testing
458	Barrel	D	2	18	Porosity	0.170	Weld Repair
459	Barrel	D	3	18	Porosity		Vacuum Box Testing
460	Barrel	D	3	18	Porosity	0.180	Weld Repair
461	Barrel	D	3	18	Porosity	0.170	Weld Repair
462	Barrel	D	6	18	Porosity	0.180	Weld Repair
463	Barrel	D	6	18	Porosity	0.190	Weld Repair
464	Barrel	D	6	18	Porosity	0.190	Weld Repair
465	Barrel	D	8	18	Porosity	0.180	Weld Repair
466	Barrel	D	8	18	Porosity		Vacuum Box Testing
467	Barrel	D	8	18	Porosity	0.140	Weld Repair
468	Barrel	D	8	18	Porosity	0.110	12" x 18" x 1/4" patch plate, see sketch
469	Barrel	D	18	18	Porosity	0.130	Weld Repair
470	Barrel	D	18	18	Porosity	0.180	Weld Repair

Table 2-1 Patch Plate and Weld Repair Summary

Flaw No.	Tank Section	Quad	Row / Course	Plate / Vertical Drop	Description of Flaw / defect	Remaining Thickness	Repair Recommendation
471	Barrel	D	27	18	Top Side Pitting	0.195	No Repair
472	Extension	C	E-1	1	Underside Corrosion	0.200	No Repair
473	Extension	C	E-1	1	Underside Corrosion	0.190	19" x 30" x 1/4" patch plate, see sketch
474	Extension	C	E-2	1	Top Side Pitting	0.190	6" x 1/4" round patch plate
475	Extension	C	E-3	1	Underside Corrosion	0.190	Remove nozzle, 8" x 1/4" round patch plate
476	Extension	C	E-3	1	Underside Corrosion	0.190	Remove nozzle, 8" x 1/4" round patch plate
477	Extension	C	E-3	1	Underside Corrosion	0.180	Remove nozzle, 8" x 1/4" round patch plate
478	Extension	C	E-3	1	Top Side Pitting	0.150	6" x 1/4" patch plate, see sketch
479	Extension	C	E-3	2	Underside Corrosion	0.200	No Repair
480	Extension	C	E-3	2	Underside Corrosion	0.185	Remove nozzle, 8" x 1/4" round patch plate
481	Extension	C	E-1	2	Underside Corrosion	0.170	19.5" x 40" x 1/4" patch plate, see sketch
482	Upper Dome	C	A	A-67	Top Side Pitting	0.190	6" x 1/4" patch plate, see sketch
483	Extension	C	E-3	3	Underside Corrosion	0.200	No Repair
484	Extension	C	E-3	3	Underside Corrosion	0.200	No Repair
485	Extension	C	E-3	4	Underside Corrosion	0.195	No Repair

Table 2-1 Patch Plate and Weld Repair Summary

Flaw No.	Tank Section	Quad	Row / Course	Plate / Vertical Drop	Description of Flaw / defect	Remaining Thickness	Repair Recommendation
486	Extension	C	E-3	4	Underside Corrosion	0.120	Remove nozzle, 8" x 1/4" round patch plate
487	Upper Dome	C	A	A-61	Underside Corrosion	0.190	12" x 14" x 1/4" patch plate, see sketch
488	Extension	C	E-1	5	Dent		6" x 1/4" round patch plate
489	Extension	C	E-3	5	Underside Corrosion	0.180	Remove nozzle, 8" x 1/4" round patch plate
490	Extension	C	E-3	6	Dent		8" x 1/4" round patch plate
491	Extension	C	E-3	6	Underside Corrosion	0.114	Remove nozzle, 8" x 1/4" round patch plate
492	Extension	C	E-3	6	Underside Corrosion	0.190	Remove nozzle, 8" x 1/4" round patch plate
493	Extension	C	E-1	6	Porosity	0.200	No Repair
494	Extension	C	E-1	6	Underside Corrosion	0.180	12" x 44" x 1/4" patch plate, see sketch
495	Upper Dome	C	A	A-60	Dent		8" x 1/4" round patch plate
496	Upper Dome	C	A	A-59	Underside Corrosion	0.180	44" x 55.5" x 1/4" patch plate, see sketch
497	Upper Dome	C	A	A-58	Underside Corrosion	0.170	18.5" x 44" x 1/4" patch plate, see sketch
498	Upper Dome	C	A	A-57	Underside Corrosion	0.200	No Repair
499	Upper Dome	C	A	A-56	Underside Corrosion	0.195	No Repair
500	Extension	C	E-1	7	Top Side Gouge	0.190	6" x 1/4" round patch plate

Table 2-1 Patch Plate and Weld Repair Summary

Flaw No.	Tank Section	Quad	Row / Course	Plate / Vertical Drop	Description of Flaw / defect	Remaining Thickness	Repair Recommendation
501	Extension	C	E-3	7	Underside Corrosion	0.190	Remove nozzle, 8" x 1/4" round patch plate
502	Extension	C	E-3	7	Underside Corrosion	0.180	Remove nozzle, 8" x 1/4" round patch plate
503	Extension	C	E-3	8	Underside Corrosion	0.160	Remove nozzle, 8" x 1/4" round patch plate
504	Extension	C	E-3	8	Underside Corrosion	0.170	Remove nozzle, 8" x 1/4" round patch plate
505	Extension	C	E-3	8	Underside Corrosion	0.200	No Repair
506	Upper Dome	C	A	A-55	Underside Corrosion	0.185	11" x 55" x 1/4" patch plate, see sketch
507	Upper Dome	C	A	A-54	Underside Corrosion	0.170	11" x 18.5" x 1/4" patch plate, see sketch
508	Upper Dome	C	A	A-53	Underside Corrosion	0.180	24" x 31.5" x 1/4" patch plate, see sketch
509	Upper Dome	C	A	A-52	Top Side Pitting	0.200	No Repair
510	Upper Dome	C	A	A-52	Underside Corrosion	0.200	No Repair
511	Upper Dome	C	A	A-51	Underside Corrosion	0.200	No Repair
512	Extension	B	E-3	7	Underside Corrosion	0.195	No Repair
513	Extension	B	E-3	7	Underside Corrosion	0.170	8" x 14" x 1/4" patch plate, see sketch
514	Extension	B	E-3	7	Underside Corrosion	0.195	No Repair
515	Extension	B	E-3	7	Underside Corrosion	0.195	No Repair

Table 2-1 Patch Plate and Weld Repair Summary

Flaw No.	Tank Section	Quad	Row / Course	Plate / Vertical Drop	Description of Flaw / defect	Remaining Thickness	Repair Recommendation
516	Extension	B	E-3	7	Underside Corrosion	0.190	Remove nozzle, 8" x 1/4" round patch plate
517	Extension	B	E-1	8	Underside Corrosion	0.180	6" x 8" x 1/4" patch plate, see sketch
518	Upper Dome	B	A	A-21	Underside Corrosion	0.170	10" x 20" x 1/4" patch plate, see sketch
519	Extension	B	E-3	9	Underside Corrosion	0.190	Remove nozzle, 8" x 1/4" round patch plate
520	Extension	B	E-3	9	Underside Corrosion	0.195	No Repair
521	Extension	B	E-3	10	Underside Corrosion	0.150	Remove nozzle, 8" x 1/4" round patch plate
522	Extension	B	E-2	10	Porosity		Vacuum Box Testing
523	Upper Dome	A	A	A-27	Underside Corrosion	0.193	No Repair
524	Extension	A	E-3	11	Underside Corrosion	0.200	No Repair
525	Extension	A	E-3	11	Underside Corrosion	0.195	No Repair
526	Extension	A	E-3	12	Underside Corrosion	0.195	No Repair
527	Extension	A	E-3	12	Underside Corrosion	0.195	No Repair
528	Extension	A	E-1	12	Dent		No Repair
529	Extension	A	E-3	13	Underside Corrosion	0.190	Remove nozzle, 8" x 1/4" round patch plate
530	Extension	A	E-3	14	Underside Corrosion	0.190	Remove nozzle, 8" x 1/4" round patch plate

Table 2-1 Patch Plate and Weld Repair Summary

Flaw No.	Tank Section	Quad	Row / Course	Plate / Vertical Drop	Description of Flaw / defect	Remaining Thickness	Repair Recommendation
531	Extension	A	E-3	14	Underside Corrosion	0.195	No Repair
532	Extension	A	E-3	14	Underside Corrosion	0.200	No Repair
533	Extension	A	E-2	14	Porosity		6" x 8" x 1/4" patch plate, see sketch
534	Extension	C	E-2	9	Porosity		Vacuum Box Testing
535	Extension	C	E-2	9	Porosity		Vacuum Box Testing
536	Extension	C	E-3	9	Underside Corrosion	0.195	No Repair
537	Extension	C	E-3	9	Underside Corrosion	0.200	No Repair
538	Extension	C	E-3	9	Underside Corrosion	0.165	Remove nozzle, 8" x 1/4" round patch plate
539	Extension	C	E-3	10	Underside Corrosion	0.190	Remove nozzle, 8" x 1/4" round patch plate
540	Extension	C	E-2	10	Dent		No Repair
541	Extension	C	E-2	10	Dent		No Repair
542	Extension	C	E-1	10	Underside Corrosion	0.180	19" x 59" x 1/4" patch plate, see sketch
543	Upper Dome	C	A	A-50	Porosity		Vacuum Box Testing
544	Upper Dome	C	A	A-49	Underside Corrosion	0.178	14" x 14" x 1/4" patch plate, see sketch
545	Upper Dome	C	A	A-48	Porosity		Weld Repair

Table 2-1 Patch Plate and Weld Repair Summary

Flaw No.	Tank Section	Quad	Row / Course	Plate / Vertical Drop	Description of Flaw / defect	Remaining Thickness	Repair Recommendation
546	Upper Dome	C	A	A-48	Porosity		Weld Repair
547	Extension	D	E-3	11	Underside Corrosion	0.190	Remove nozzle, 8" x 1/4" round patch plate (Changed to 8" x 8" 1/4" Tombstone)
548	Extension	D	E-3	11	Underside Corrosion	0.168	Remove nozzle, 8" x 1/4" round patch plate
549	Extension	D	E-3	11	Underside Corrosion	0.180	Remove nozzle, 8" x 1/4" round patch plate
550	Extension	D	E-3	12	Underside Corrosion	0.150	Remove nozzle, 8" x 1/4" round patch plate
551	Extension	D	E-3	12	Underside Corrosion	0.190	Remove nozzle, 8" x 1/4" round patch plate
552	Extension	D	E-2	12	Underside Corrosion	0.190	24" x 28" x 1/4" patch plate, see sketch
553	Extension	D	E-2	12	Porosity		Vacuum Box Testing
554	Upper Dome	D	A	A-43	Porosity		Vacuum Box Testing
555	Upper Dome	D	A	A-43	Porosity		Vacuum Box Testing
556	Upper Dome	D	A	A-44	Porosity		Vacuum Box Testing
557	Extension	D	E-3	13	Underside Corrosion	0.180	Remove nozzle, 8" x 1/4" round patch plate
558	Extension	D	E-3	13	Underside Corrosion	0.200	No Repair
559	Extension	D	E-3	13	Underside Corrosion	0.190	Remove nozzle, 8" x 1/4" round patch plate
560	Extension	D	E-3	14	Underside Corrosion	0.200	No Repair

Table 2-1 Patch Plate and Weld Repair Summary

Flaw No.	Tank Section	Quad	Row / Course	Plate / Vertical Drop	Description of Flaw / defect	Remaining Thickness	Repair Recommendation
561	Extension	D	E-3	14	Underside Corrosion	0.200	No Repair
562	Extension	D	E-3	14	Underside Corrosion	0.176	Remove nozzle, 8" x 1/4" round patch plate
563	Extension	D	E-3	14	Top Side Pitting	0.180	6" x 1/4" round patch plate
564	Extension	D	E-3	15	Underside Corrosion	0.195	No Repair
565	Extension	D	E-3	15	Underside Corrosion	0.195	No Repair
566	Extension	D	E-3	15	Underside Corrosion	0.190	Remove nozzle, 8" x 1/4" round patch plate
567	Extension	D	E-3	16	Underside Corrosion	0.200	No Repair
568	Extension	D	E-3	16	Underside Corrosion	0.200	No Repair
569	Extension	D	E-1	16	Porosity	0.170	6" x 1/4" round patch plate
570	Upper Dome	D	A	A-35	Porosity	0.200	No Repair
571	Upper Dome	D	A	A-32	Underside Corrosion	0.180	10" x 55.5" x 1/4" patch plate, see sketch
572	Extension	A	E-3	15	Underside Corrosion	0.195	No Repair
573	Extension	A	E-3	16	Underside Corrosion	0.195	No Repair
574	Extension	A	E-3	16	Underside Corrosion	0.190	Remove nozzle, 8" x 1/4" round patch plate
575	Upper Dome	A	A	A-42	Dent		No Repair

Table 2-1 Patch Plate and Weld Repair Summary

Flaw No.	Tank Section	Quad	Row / Course	Plate / Vertical Drop	Description of Flaw / defect	Remaining Thickness	Repair Recommendation
576	Extension	A	E-3	17	Underside Corrosion	0.195	No Repair
577	Upper Dome	A	A	A-44	Underside Corrosion	0.180	14" x 31" x 1/4" patch plate, see sketch
578	Upper Dome	A	A	A-45	Underside Corrosion	0.170	10" x 32" x 1/4" patch plate, see sketch
579	Upper Dome	A	A	A-45	Underside Corrosion	0.160	Repair with flaw No. 578
580	Upper Dome	A	A	A-45	Underside Corrosion	0.175	Repair with flaw No. 578
581	Extension	D	E-2	17	Dent		No Repair
582	Extension	D	E-3	17	Underside Corrosion	0.195	No Repair
583	Extension	D	E-3	17	Underside Corrosion	0.200	No Repair
584	Extension	D	E-3	17	Underside Corrosion	0.180	Remove nozzle, 8" x 1/4" round patch plate
585	Extension	D	E-1	18	Top Side Pitting	0.160	8" x 12" x 1/4" patch plate, see sketch
586	Extension	D	E-1	18	Top Side Pitting	0.160	6" x 1/4" round patch plate, see sketch
587	Extension	D	E-1	18	Porosity		Repair with flaw No. 585
588	Upper Dome	D	A	A-31	Porosity		Weld Repair
589	Upper Dome	C	B	B-72	Porosity		Vacuum Box Testing
590	Upper Dome	C	B	B-71	Porosity		Vacuum Box Testing

Table 2-1 Patch Plate and Weld Repair Summary

Flaw No.	Tank Section	Quad	Row / Course	Plate / Vertical Drop	Description of Flaw / defect	Remaining Thickness	Repair Recommendation
591	Upper Dome	C	B	B-70	Top Side Pitting	0.170	6" x 1/4" round patch plate
592	Upper Dome	C	B	B-69	Porosity		Vacuum Box Testing
593	Upper Dome	C	B	B-68	Porosity		Vacuum Box Testing
594	Upper Dome	C	B	B-63	Underside Corrosion	0.170	18" x 18" x 1/4" patch plate, see sketch
595	Upper Dome	C	B	B-63	Underside Corrosion	0.190	Coating Repair Only
596	Upper Dome	C	B	B-63	Underside Corrosion	0.180	22" x 32" x 1/4" patch plate, see sketch
597	Upper Dome	C	B	B-62	Underside Corrosion	0.190	Coating Repair Only
598	Upper Dome	C	B	B-62	Underside Corrosion	0.175	23" x 28" x 1/4" patch plate, see sketch
599	Upper Dome	C	B	B-62	Underside Corrosion	0.170	10" x 23" x 1/4" patch plate, see sketch
600	Upper Dome	C	B	B-62	Top Side Pitting	0.180	23" x 25" x 1/4" patch plate, see sketch
601	Upper Dome	C	A	A-60	Underside Corrosion	0.195	No Repair
602	Upper Dome	C	A	A-59	Underside Corrosion	0.180	20" x 16" x 1/4" patch plate, see sketch
603	Upper Dome	C	A	A-59	Underside Corrosion	0.180	18" x 18" x 1/4" patch plate
604	Upper Dome	C	A	A-59	Underside Corrosion	0.200	No Repair
605	Upper Dome	D	B	B-53	Porosity	0.220	No Repair

Table 2-1 Patch Plate and Weld Repair Summary

Flaw No.	Tank Section	Quad	Row / Course	Plate / Vertical Drop	Description of Flaw / defect	Remaining Thickness	Repair Recommendation
606	Upper Dome	D	B	B-52	Underside Corrosion	0.190	12" x 18" x 1/4" patch plate, see sketch
607	Upper Dome	D	B	B-51	Porosity	0.180	6" x 1/4" round patch plate
608	Upper Dome	D	B	B-48	Top Side Pitting	0.200	No Repair
609	Upper Dome	D	B	B-48	Top Side Pitting	0.200	No Repair
610	Upper Dome	D	B	B-42	Top Side Gouge	0.180	9" x 14" x 1/4" patch plate, see sketch
611	Upper Dome	D	B	B-41	Underside Corrosion	0.175	12" x 12" x 1/4" patch plate
612	Upper Dome	D	A	A-36	Underside Corrosion	0.200	No Repair
613	Upper Dome	D	A	A-39	Underside Corrosion	0.190	Remove nozzle, 8" x 1/4" round patch plate
614	Upper Dome	A	B	B-21	Top Side Pitting	0.180	6" x 1/4" round patch plate
615	Upper Dome	A	B	B-23	Top Side Pitting	0.180	6" x 1/4" round patch plate
616	Upper Dome	A	B	B-23	Top Side Pitting	0.170	6" x 1/4" round patch plate
617	Upper Dome	A	A	A-36	Underside Corrosion	0.190	Remove nozzle, 8" x 1/4" round patch plate
618	Upper Dome	A	B	B-28	Top Side Pitting	0.170	6" x 1/4" round patch plate
619	Upper Dome	A	B	B-31	Underside Corrosion	0.175	14" x 18" x 1/4" patch plate, see sketch
620	Upper Dome	A	B	B-31	Underside Corrosion	0.175	16" x 18" x 1/4" patch plate, see sketch

Table 2-1 Patch Plate and Weld Repair Summary

Flaw No.	Tank Section	Quad	Row / Course	Plate / Vertical Drop	Description of Flaw / defect	Remaining Thickness	Repair Recommendation
621	Upper Dome	A	B	B-30	Top Side Pitting	0.180	6" x 1/4" round patch plate
622	Upper Dome	A	B	B-30	Top Side Pitting	0.185	6" x 1/4" round patch plate
623	Upper Dome	A	B	B-30	Top Side Pitting	0.190	6" x 1/4" round patch plate
624	Upper Dome	A	B	B-33	Top Side Gouge	0.175	6" x 1/4" round patch plate
625	Upper Dome	B	C	C-4	Top Side Gouge	0.140	8" x 12" x 1/4" patch plate
626	Upper Dome	B	C	C-10	Top Side Gouge	0.190	8" x 8" x 1/4" patch plate, see sketch
627	Upper Dome	B	C	C-13	Top Side Pitting	0.180	6" x 1/4" round patch plate
628	Upper Dome	B	B	B-16	Underside Corrosion	0.190	Remove nozzle, 8" x 1/4" round patch plate
629	Upper Dome	B	C	C-16	Top Side Pitting	0.180	6" x 1/4" round patch plate
630	Upper Dome	A	B	B-29	Underside Corrosion	0.195	No Repair
631	Upper Dome	A	B	B-28	Dent		6" x 1/4" round patch plate
632	Upper Dome	A	C	C-32	Top Side Pitting	0.170	6" x 1/4" round patch plate
633	Upper Dome	A	B	B-35	Underside Corrosion	0.190	Coating Repair Only
634	Upper Dome	A	C	C-21	Top Side Gouge	0.170	6" x 1/4" patch plate, see sketch
635	Upper Dome	A	C	C-22	Dent		6" x 1/4" round patch plate

Table 2-1 Patch Plate and Weld Repair Summary

Flaw No.	Tank Section	Quad	Row / Course	Plate / Vertical Drop	Description of Flaw / defect	Remaining Thickness	Repair Recommendation
636	Upper Dome	C	A	A-62	Underside Corrosion	0.200	No Repair
637	Upper Dome	C	A	A-67	Underside Corrosion	0.185	8" x 10" x 1/4" round patch plate, see sketch
638	Upper Dome	D	A	A-44	Underside Corrosion	0.170	8" x 8" x 1/4" patch plate, see sketch
639	Upper Dome	D	A	A-51	Underside Corrosion	0.190	Remove nozzle, 8" x 1/4" round patch plate
640	Upper Dome	C	A	A-72	Underside Corrosion	0.180	Remove nozzle, 8" x 1/4" round patch plate
641	Upper Dome	D	C	C-45	Dent		No Repair
642	Upper Dome	D	D	D-36	Top Side Pitting	0.170	6" x 1/4" round patch plate
643	Barrel	D	21	Undercut	Underside Corrosion	0.200	No Repair
644	Barrel	D	8	Undercut	Underside Corrosion	0.200	No Repair
645	Upper Dome	A	A	A-47	Top Side Pitting	0.160	6" x 12" x 1/4" patch plate, see sketch
646	Extension	A	E-3	18	Underside Corrosion	0.170	Remove nozzle, 8" x 10" x 1/4" round patch plate, see sketch
647	Extension	A	E-3	19	Underside Corrosion	0.195	Remove nozzle, 8" x 14" x 1/4" round patch plate, see sketch
648	Extension	A	E-3	19	Underside Corrosion	0.190	Repair with flaw No. 647
649	Extension	A	E-2	19	Dent		8" x 1/4" round patch plate
650	Extension	A	E-2	20	Dent		10" x 12" x 1/4" patch plate, see sketch

Table 2-1 Patch Plate and Weld Repair Summary

Flaw No.	Tank Section	Quad	Row / Course	Plate / Vertical Drop	Description of Flaw / defect	Remaining Thickness	Repair Recommendation
651	Upper Dome	B	B	B-11	Top Side Pitting	0.180	6" x 1/4" patch plate, see sketch
652	Upper Dome	B	B	B-12	Top Side Pitting	0.190	6" x 1/4" round patch plate
653	Barrel	B	2	7	Underside Corrosion	0.180	14" x 20" x 1/4" patch plate, see sketch
654	Extension	B	E-1	8	Underside Corrosion	0.170	16" x 36" x 1/4" patch plate, see sketch
655	Extension	B	E-1	8	Underside Corrosion	0.180	Duplicate of flaw No. 517
656	Upper Dome	B	A	A-20	Underside Corrosion	0.200	No Repair
657	Upper Dome	B	A	A-19	Underside Corrosion	0.200	No Repair
658	Upper Dome	B	A	A-21	Underside Corrosion	0.170	Duplicate of flaw No. 518
659	Extension	B	E-4	9	Underside Corrosion	0.190	Repair with flaw No. 193
660	Upper Dome	B	A	A-25	Underside Corrosion	0.200	No Repair
661	Extension	B	E-1	10	Underside Corrosion	0.190	Coating Repair Only
662	Extension	B	E-2	10	Underside Corrosion	0.180	20" x 56" x 1/4" patch plate, see sketch
663	Extension	B	E-2	10	Underside Corrosion	0.170	Repair with flaw No. 662
664	Extension	B	E-2	10	Underside Corrosion	0.190	Coating Repair Only
665	Extension	B	E-2	10	Underside Corrosion	0.200	Coating Repair Only

Table 2-1 Patch Plate and Weld Repair Summary

Flaw No.	Tank Section	Quad	Row / Course	Plate / Vertical Drop	Description of Flaw / defect	Remaining Thickness	Repair Recommendation
666	Extension	B	E-2	10	Underside Corrosion	0.170	16" x 20" x 1/4" patch plate, see sketch
667	Extension	B	E-2	10	Porosity	0.190	No Repair
668	Extension	B	E-3	10	Underside Corrosion	0.190	Coating Repair Only
669	Upper Dome	A	A	A-26	Underside Corrosion	0.180	10" x 14" x 1/4" patch plate, see sketch
670	Extension	A	E-1	14	Underside Corrosion	0.170	16" x 24" x 1/4" patch plate, see sketch
671	Upper Dome	A	A	A-35	Underside Corrosion	0.190	8" x 10" x 1/4" patch plate, see sketch
672	Upper Dome	A	A	A-35	Underside Corrosion	0.190	16" x 18" x 1/4" patch plate, see sketch
673	Upper Dome	A	A	A-35	Underside Corrosion	0.200	No Repair
674	Upper Dome	A	A	A-44	Underside Corrosion	0.180	Duplicate of flaw No. 577
675	Upper Dome	D	F	F-22	Underside Corrosion	0.195	No Repair
676	Lower Dome	D	LD-1	42 & 43	Lack of Penetration	0.170	6" x 6" x 1/4" patch plate, see sketch
677	Barrel	A	26	12	Underside Corrosion	0.200	10" x 10" x 1/4" patch plate, see sketch
678	Extension	A	E-3	17	Surface Corrosion	MT Required	Perform MT, see sketch
679	Extension	A	E-3	18	Surface Corrosion	MT Required	Perform MT, see sketch
680	Upper Dome	D	A	A-46	Underside Corrosion	0.180	14" x 16" x 1/4" patch plate, see sketch

Table 2-1 Patch Plate and Weld Repair Summary

Flaw No.	Tank Section	Quad	Row / Course	Plate / Vertical Drop	Description of Flaw / defect	Remaining Thickness	Repair Recommendation
681	Barrel	D	16 & 17	18	Porosity		Vacuum Box Testing
682	Barrel	B	1	7	Porosity	0.170	Weld Repair
683	Barrel	B	1	7	Porosity	0.165	Weld Repair
684	Barrel	C	28	8	Porosity	0.180	Weld Repair

This page left blank intentionally.

APPENDIX A
LOW FREQUENCY ELECTROMAGNETIC TECHNIQUE INSPECTION –
REPORT MAY 2006



STATE OF THE ART PRODUCTS & SERVICES
FOR NON-DESTRUCTIVE TESTING

LOW FREQUENCY ELECTROMAGNETIC TECHNIQUE

INSPECTION REPORT

OF

TANK # 6

AT

RED HILL

IN

HONOLULU, HI

BY

TESTEX, INC.

ON

MARCH 28 – MAY 3, 2006

AUTHOR: FRANK NEIL

REVIEWED BY: LARRY MCDUGAL

PITTSBURGH (H.Q.)

Tel: (412) 798-8990
Fax: (412) 798-8995
www.testex-ndt.com
testex@adelphia.net

HOUSTON

Tel: (713) 680-8604
Fax: (713) 680-9469

CHI/SOUTH BEND

Tel: (574) 254-9953
Fax: (574) 254-9961

ATLANTA

Tel: (770) 323-8903
Fax: (770) 323-8603

PHILADELPHIA

Tel: (215) 638-4233
Fax: (215) 638-4237

NEW ORLEANS

Tel: (504) 393-0968
Fax: (504) 393-0762

JAPAN

Tel: 082-289-6770
Fax: 082-289-6769

INDIA

Tel: 91-22-55978015
Fax: 91-22-25510788

UNITED KINGDOM

Tel: 1469-541586
Fax: 1469-541587

TABLE OF CONTENTS

1.0 RESULTS AND CONCLUSIONS	1
2.0 UNIT DETAILS	3
3.0 TANK MAPS	4
4.0 PLATE TEST SUMMARY	226
5.0 TYPICAL WAVEFORM	243
APPENDIX A – SAMPLE WAVEFORMS	
APPENDIX B – CALIBRATIONS	
APPENDIX C – TEST METHODS / PROCEDURES AND EQUIPMENT DESCRIPTION	
APPENDIX D – TESTEX EQUIPMENT PHOTOGRAPHS	
APPENDIX E – MISCELLANEOUS ON – SITE PHOTOGRAPHS	

1.0 RESULTS AND CONCLUSIONS

Weston Solutions, Inc.
Honolulu, HI
Tank #6

INTRODUCTION

An NDT inspection was conducted on Tank #6 at Red Hill in Honolulu, HI on March 28 – May 3, 2006. This inspection focused on selected areas of the lower dome and upper dome and 100% testing on the barrel, extension, and expansion areas. The inspection was performed with the TesTex developed *TS-2000 NDT Multichannel System* (for plate scanning using the principles of the *Low Frequency Electromagnetic Technique*) and the *Hawkeye 2000 System* (for weld testing focusing on surface and subsurface cracking and pinholes). All defected areas found with the above mentioned TesTex equipment were backed up and sized using regular *Ultrasonic Techniques* and *Ultrasonic Shearwave Techniques*. The *Ultrasonic Shearwave Technique* was an additional service used which measured the depth of detected pinholes, provided they were oriented in a position that could be tested. The results of this inspection are detailed in the following report.

RESULTS

In the beginning of the inspection, TesTex started scanning the floor plates of tank #6. In addition, shearwave ultrasonics was conducted on every weld intersection of the floor plates and course 1 of the lower dome. After the floor was completed, scanning began on course 1 (44" band) and 2 (36" band) of the lower dome. Once scanning was completed, Team One got into a basket and began scanning (15ft scans) and using hawkeye on the welds of the barrel under the catwalk in quadrant A, while Team Two scanned course 3 (36" band) and course 4 (36" band) of the lower dome. After the lower dome was completed, Team Two began scanning the barrel of tank #6 (8ft wide drops). Ultrasonic thickness measurements were taken on all patches in the tank. The first week ended with the lower dome completed and 1 ½ drops of the barrel completed under the catwalk.

The second week began with Team One completing the scanning under the catwalk, while Team Two was scanning and using hawkeye on the welds of the barrel in quadrant B. Team One began scanning the barrel in quadrant C after the completion of the scanning under the catwalk. The week ended with Team Two on vertical drop 5 of quadrant B, and Team One on drop 4 of quadrant C.

The third week saw the continuation of scanning of the barrel from both teams. This week saw the completion of the barrel in quadrants B and C. Team One finished the week on vertical drop 11 in quadrant D. Team Two finished the week on vertical drop 12 in quadrant A.

Quadrants A and D of the barrel were finished during the fourth week. After the barrel was completed, the teams began scanning E-1, E-2, E-3, of the extension and Course A (36" band) of the upper dome. Team One finished the week on vertical drop 2 of the extension, and Team Two finished the week on vertical drop 6 of the extension.

1.0 RESULTS AND CONCLUSIONS

Weston Solutions, Inc.

Honolulu, HI

Tank #6

The fifth week saw the completion of scanning in the upper dome of tank #6. 36" bands were scanned on courses A, B, C, D (quadrants C and D) of the upper dome. All weld cover channels in the extension and scanned areas on the upper dome were U.T. spot checked in 6" increments. Ultrasonic surveys were taken on quadrants A and B of course D and all of course E using a newly designed ultrasonic arm extension to reach the upper dome plates. Five horizontal passes were taken with a 1/2" diameter transducer on each plate that was surveyed. Also, LFET scanning and an ultrasonic survey were conducted on the manway of the tank.

In the final week, all pinholes found throughout this inspection were sized using shearwave ultasonics. Ultrasonic surveys were taken in the gallery (course F), 32" diameter fuel pipe, and the 18" diameter fuel pipe nozzle.

CONCLUSION

As a result of this inspection, TesTex found 684 flaw indications, most of which were either proved up with ultrasonic thickness measurements or sized using ultrasonic shear waves. All defects including their respective depth or other flaw characterization may be found in section **4.0 PLATE TEST SUMMARY**.

Section **3.0 TANK MAPS**, clarifies the numbering system used and tank layout. Section **5.0 TYPICAL WAVEFORMS** shows waveforms collected from these sections. Printouts of waveforms collected from this unit are included in **APPENDIX A** and are correlated to each plate where the original flaw indication(s) was observed.

2.0 UNIT DETAILS

Weston Solutions, Inc.

Honolulu, HI

Tank #6

	<u>Totals</u>
Orientation	Vertical
Plate Thickness	
Upper Dome	0.250"
Lower Dome	0.250"
Barrel	0.250"
Floor	0.500"
Plate Material	Carbon Steel
Total Surface Area of Tank #6	≈ 68,166 sq ft
Upper Dome	≈ 10,304 sq ft
Extension	≈ 4,398 sq ft
Barrel	≈ 43,354 sq ft
Lower Dome	≈ 10,110 sq ft
Total Surface Area Scanned by TesTex	≈ 54,168 sq ft
Upper Dome	≈ 3,525 sq ft
Course A: (36" band + extra scanning Quadrant C, 116 sq ft)	≈ 1,058 sq ft
Course B: (36" band + extra scanning Quadrant C, 116 sq ft)	≈ 1,007 sq ft
Course C: (36" band)	≈ 795 sq ft
Course D: (36" band)	≈ 636 sq ft
Course E: (U.T. arm extension)	≈ 24 sq ft
Course F: (U.T. spot checks)	≈ 5 sq ft
Extension	≈ 4,398 sq ft
Barrel	≈ 43,354 sq ft
Lower Dome	≈ 4,973 sq ft
Course 4: (36" band)	≈ 942 sq ft
Course 3: (36" band)	≈ 861 sq ft
Course 2: (36" band)	≈ 720 sq ft
Course 1: (44" band)	≈ 1,459 sq ft
Base	≈ 491 sq ft
Percent Surface Area of Tank #6 Inspected	≈ 80%
Surface Area of Upper Dome Inspected	≈ 34%
Surface Area of Extension Inspected	≈ 100%
Surface Area of Barrel Inspected	≈ 100%
Surface Area of Lower Dome Inspected	≈ 31%
Tank Numbering System	See 3.0 TANK MAPS

2.0 UNIT DETAILS
Weston Solutions, Inc.
Honolulu, HI
Tank #6

<u>Defect Distribution</u>	<u>Totals</u>
Tank #6	678

Area

Upper Dome	100
Extension	159
Barrel	375
Lower Dome	44

Type

Underside corrosion	181
Through Holes	0
Topside (pits, gouges, dents)	99
LOF/LOP/undercut	44
Porosity	354

Test Equipment

Electronics:

TS – 2000, 8 Channel Plate Scanner

Hawkeye, Single Channel Pencil Probe Weld Scanner

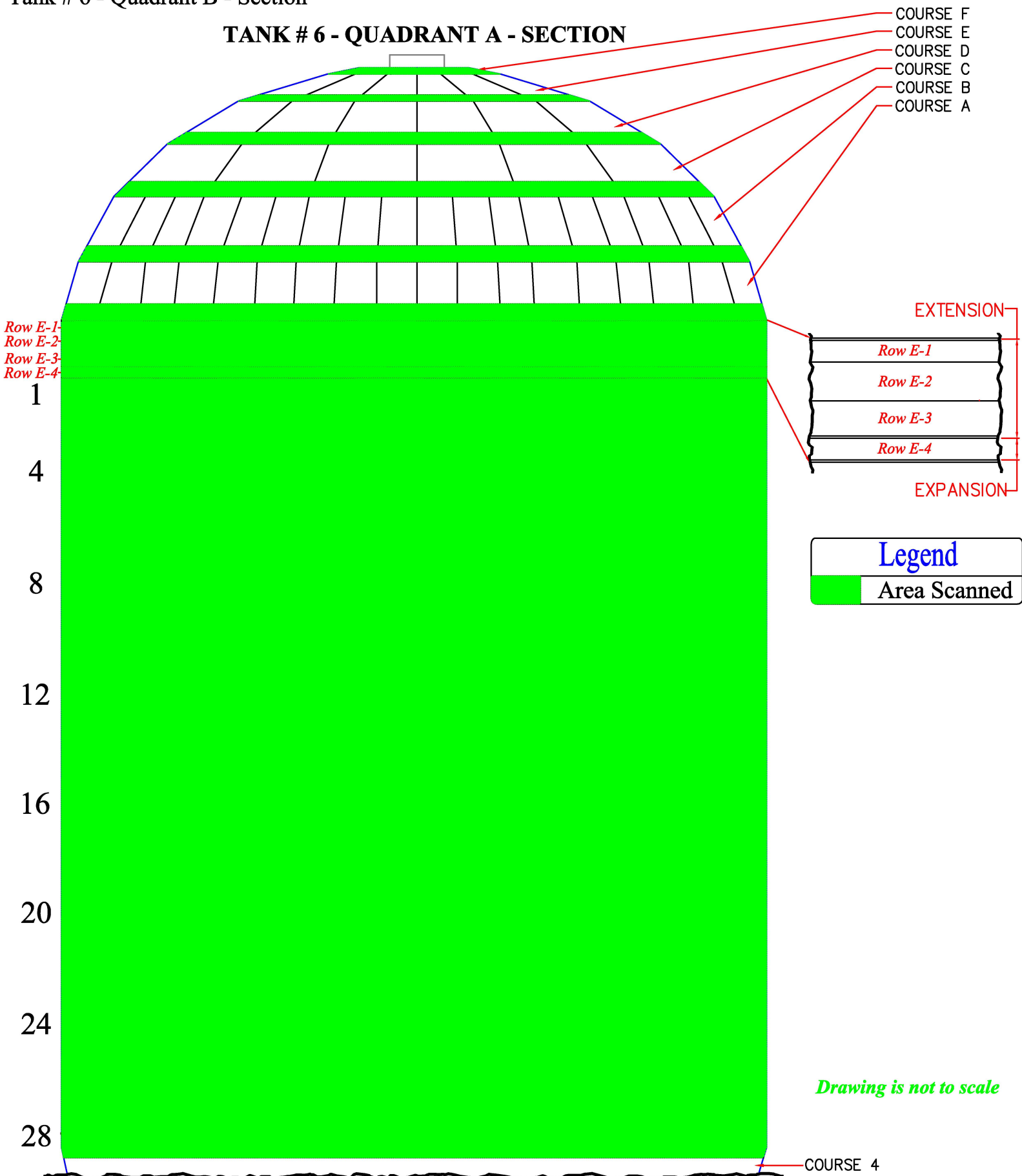
Hardware:

U.T. Extension (manual)

Ultrasonic Thickness Meter:

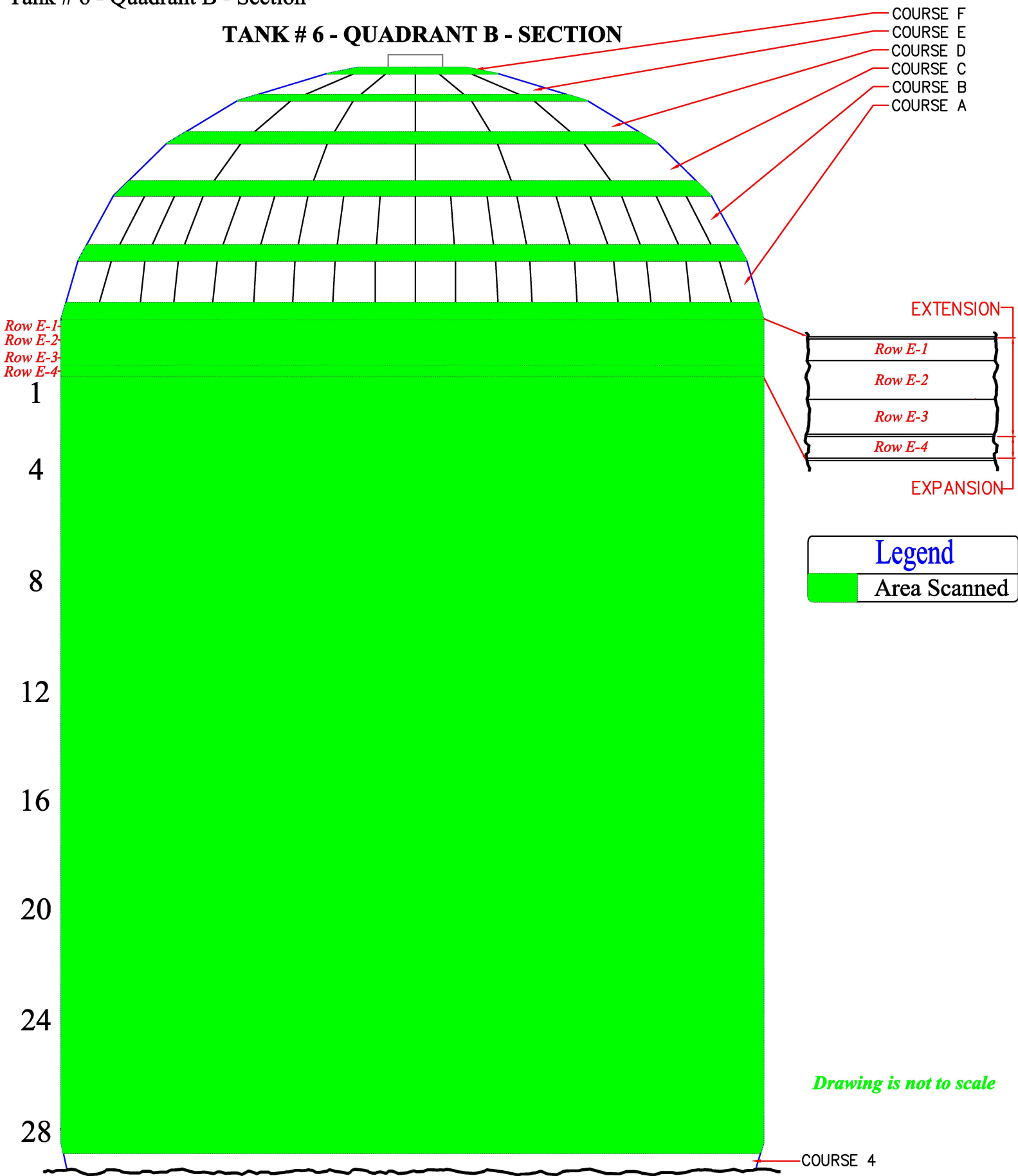
DMS – 2 Krautkramer (with A-Scan Display)

TANK # 6 - QUADRANT A - SECTION



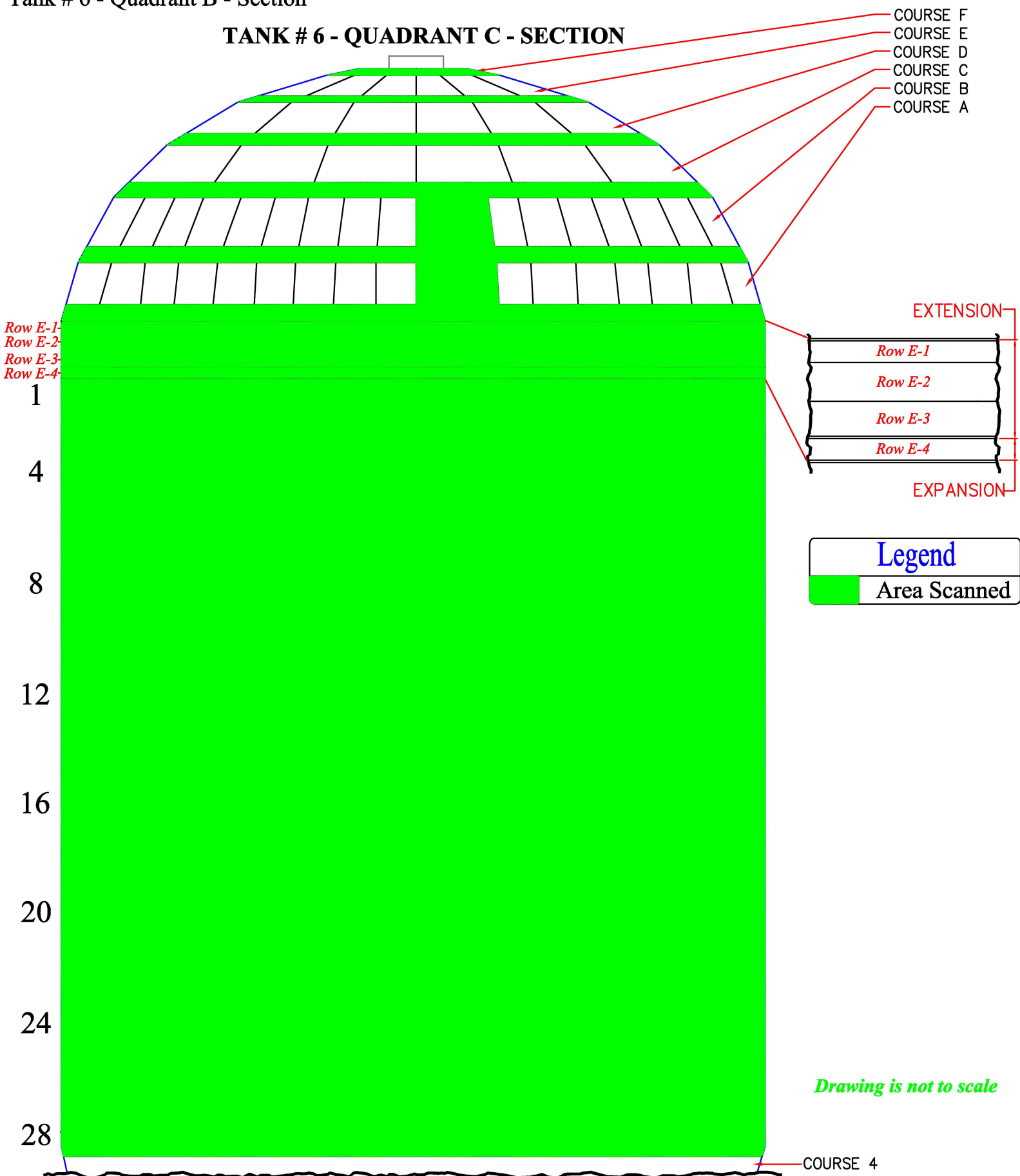
Tank # 6 - Quadrant B - Section

TANK # 6 - QUADRANT B - SECTION

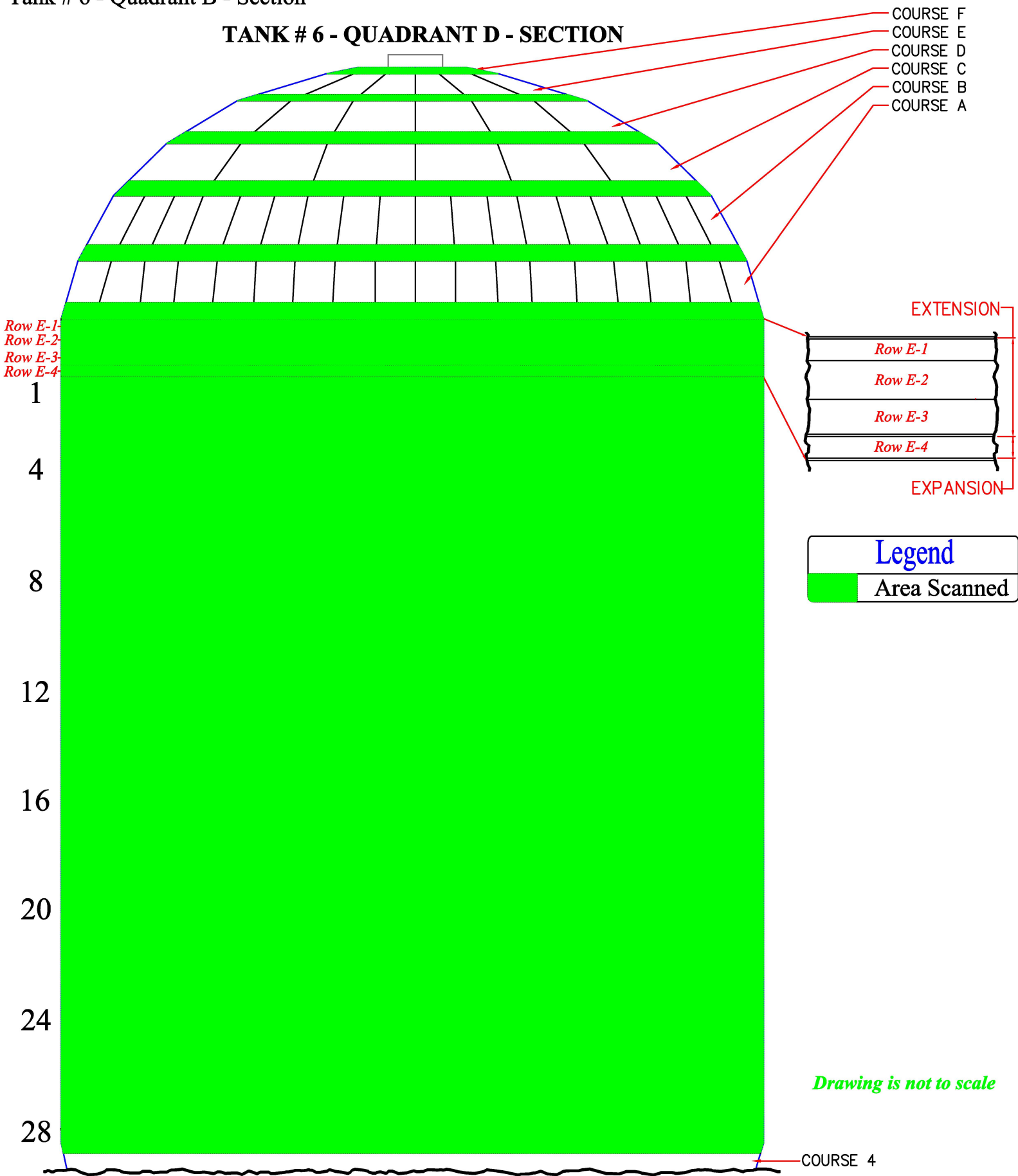


Tank # 6 - Quadrant B - Section

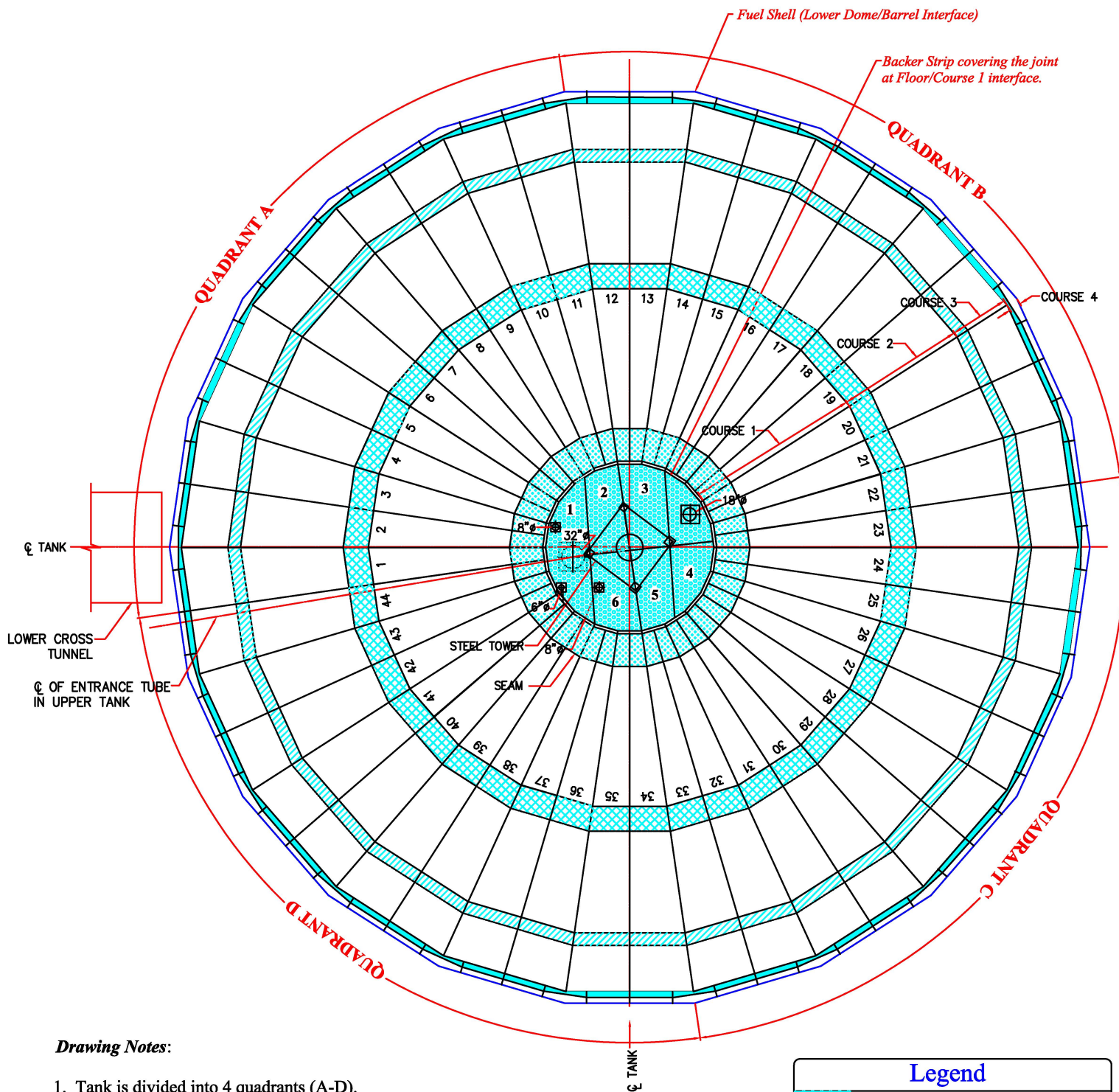
TANK # 6 - QUADRANT C - SECTION



TANK # 6 - QUADRANT D - SECTION



TANK # 6 - LOWER DOME LINER PLATES



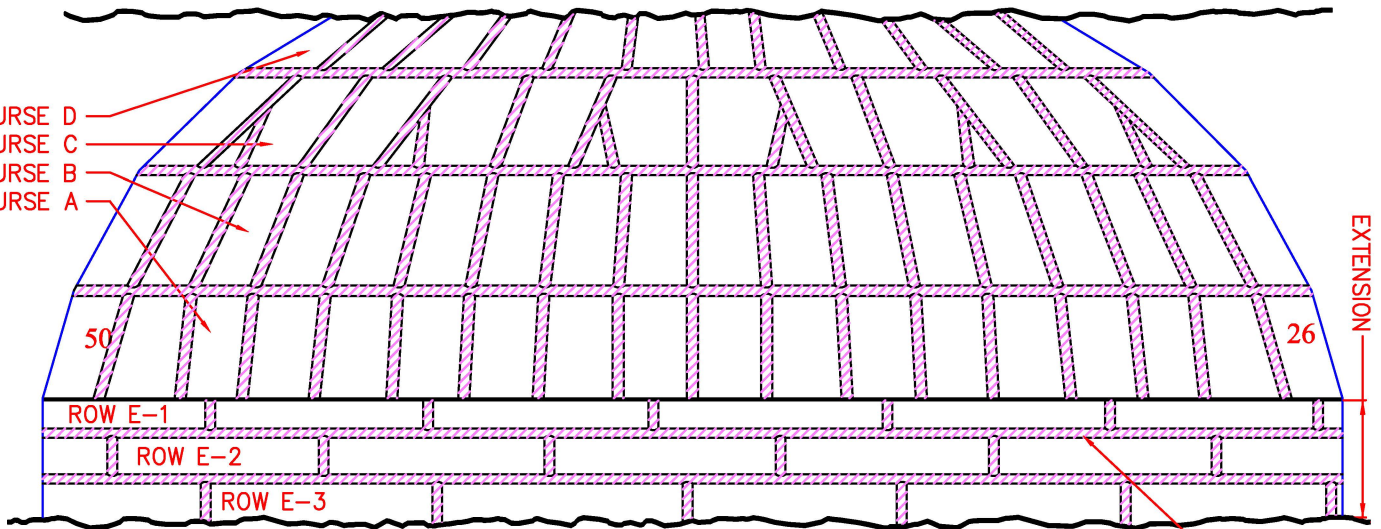
Drawing Notes:

1. Tank is divided into 4 quadrants (A-D).
2. The floor plates are 0.500" NWT & all other plates are 0.250" NWT.
3. Course 1 is comprised of 44 total plates.
4. Quadrant A is comprised of 11 plates (1-11).
5. Quadrant B is comprised of 11 plates (12-22).
6. Quadrant C is comprised of 11 plates (23-33).
7. Quadrant D is comprised of 11 plates (34-44).
8. This numbering convention begins with plate #1 being the first plate of quadrant A.

Legend	
	100% Floor Scanned
	44" Course #1 Scanned
	36" Course #2 Scanned
	36" Course #3 Scanned
	36" Course #4 Scanned

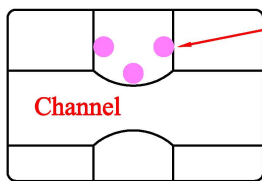
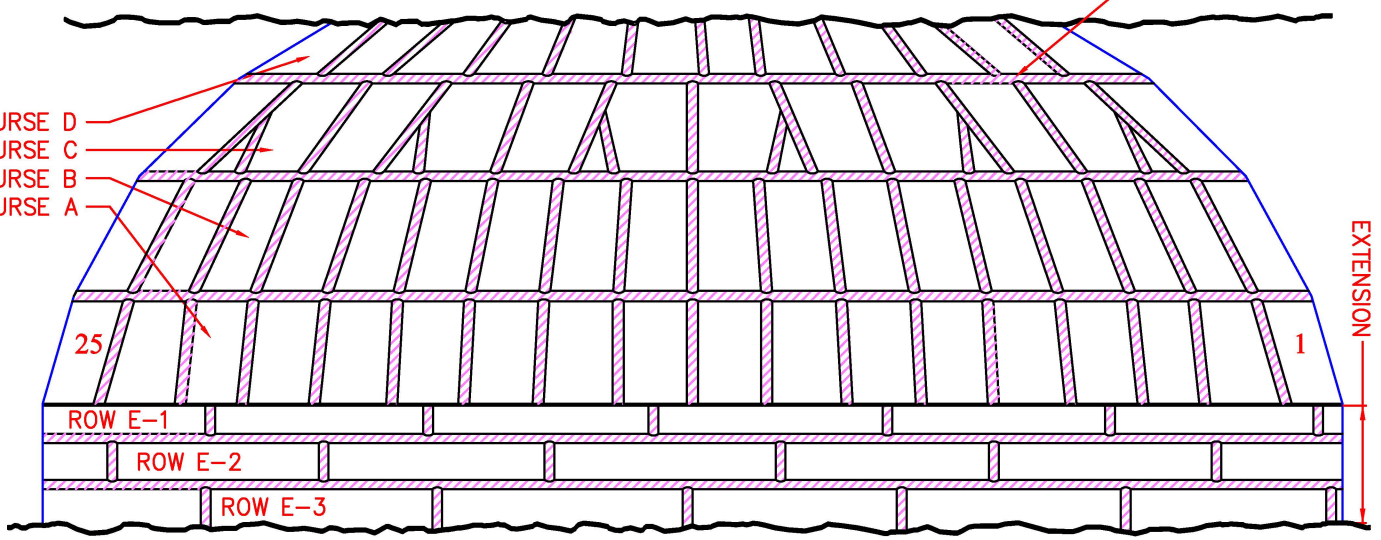
Drawing is not to scale

QUADRANT A - EXTENSION/UPPER DOME (SECTIONS)



U.T. Range for all channels tested: 0.135" - 0.150"

QUADRANT B - EXTENSION/UPPER DOME (SECTIONS)



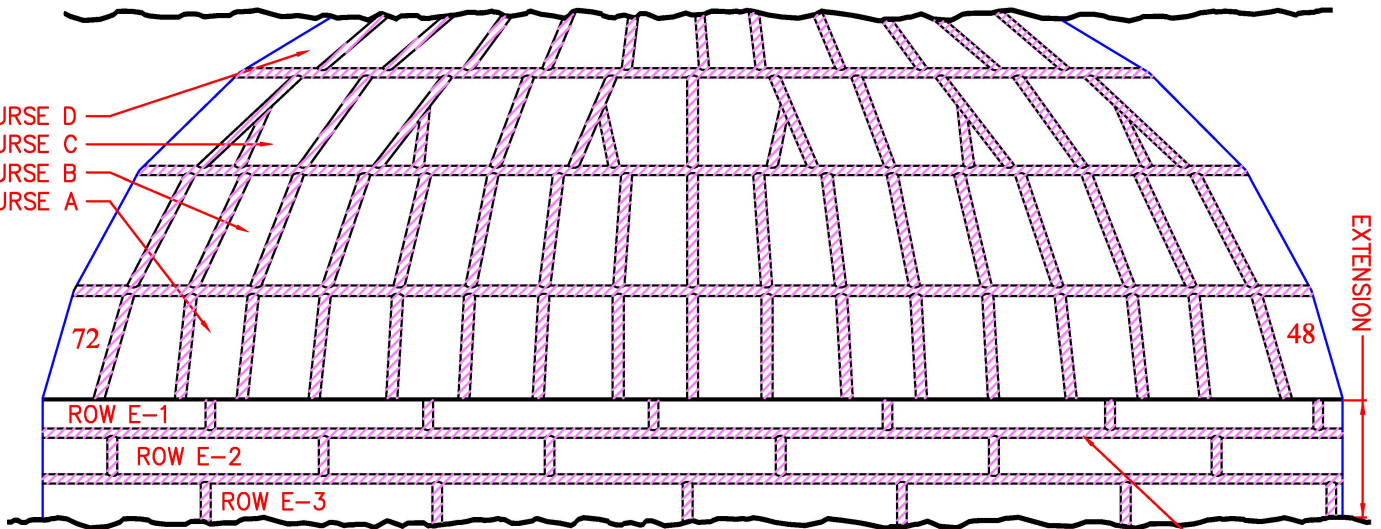
Ultrasonic Thickness Check Point Pattern carried out on all channels in Tank #16 at every 1' 0"

Legend

U.T. Spot Checked

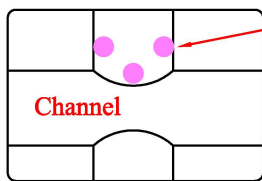
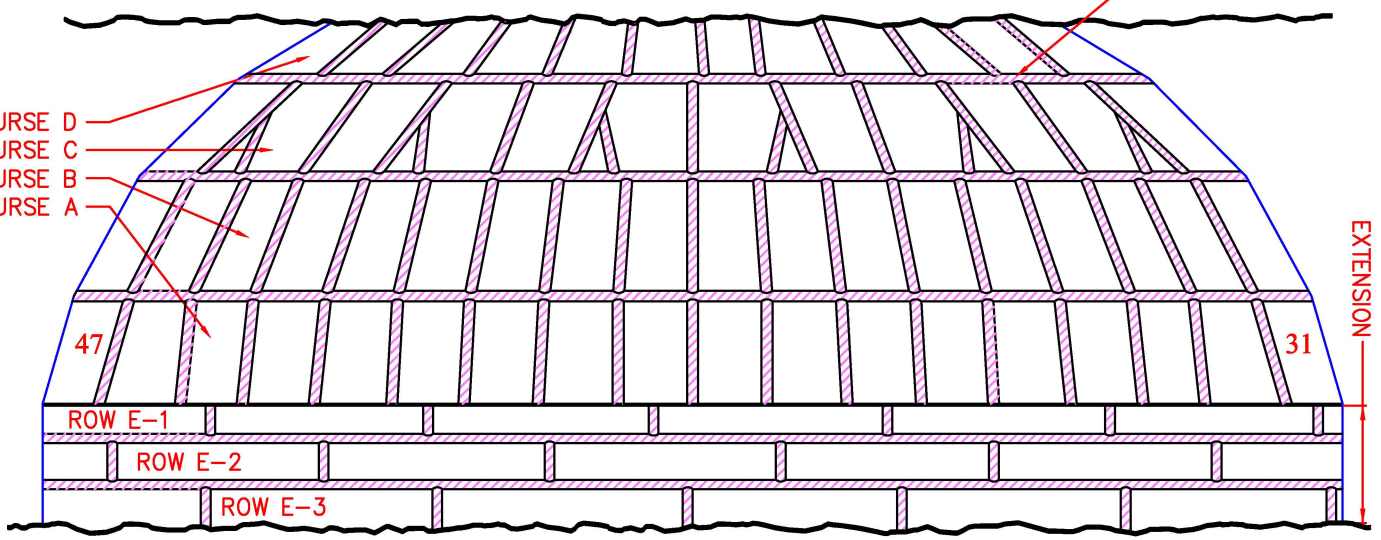
Drawing is not to scale

QUADRANT C - EXTENSION/UPPER DOME (SECTIONS)




U.T. Range for all channels tested: 0.135" - 0.150"

QUADRANT D - EXTENSION/UPPER DOME (SECTIONS)



Ultrasonic Thickness Check Point Pattern carried out on all channels in Tank #16 at every 1' 0"

Legend

 U.T. Spot Checked

Drawing is not to scale

TANK #6 - UPPER DOME LINER PLATES

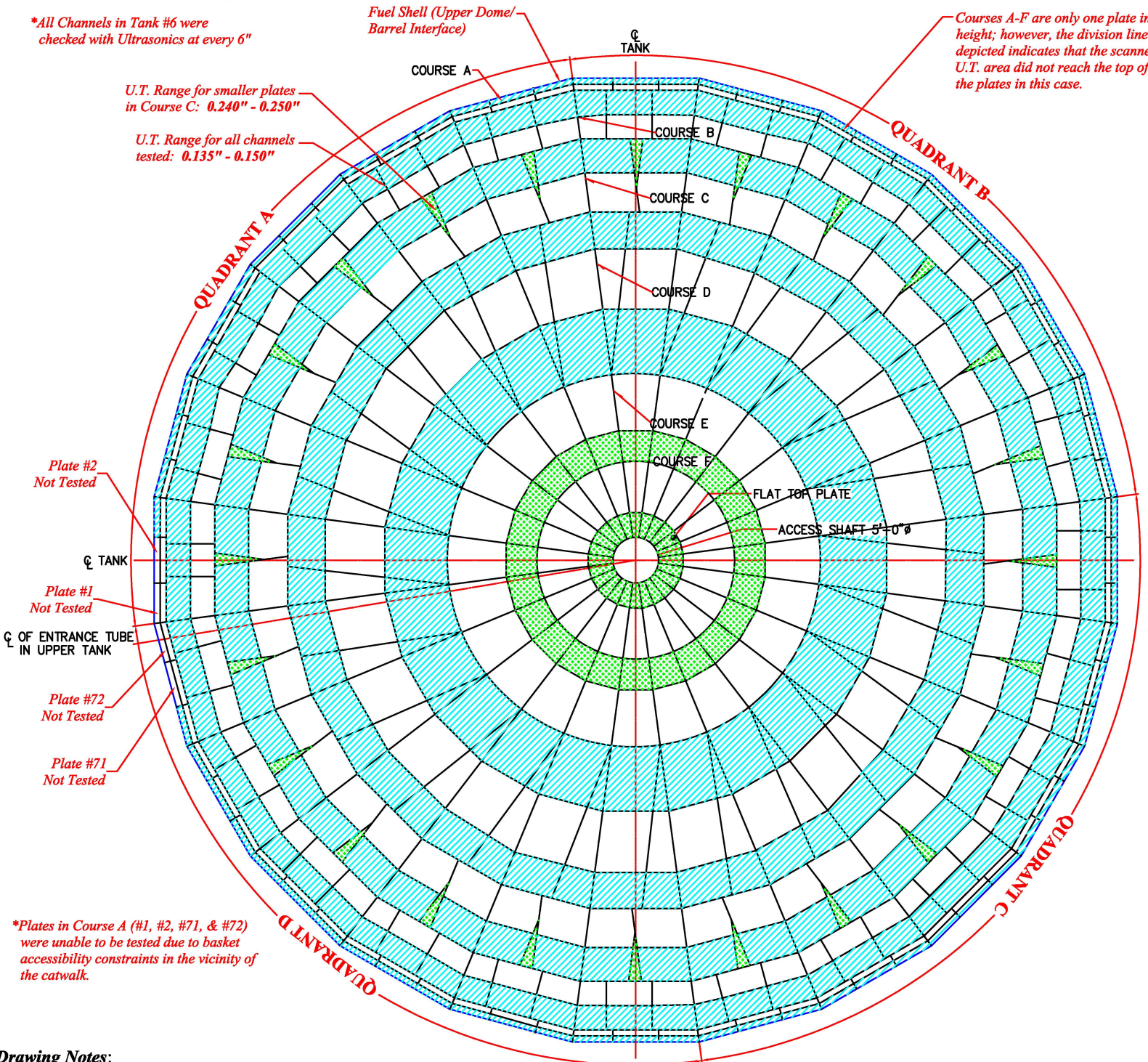
*Scan areas in the Upper Dome (Courses A-D) were all 3' in height.

*All Channels in Tank #6 were checked with Ultrasonics at every 6"

U.T. Range for smaller plates in Course C: 0.240" - 0.250"

U.T. Range for all channels tested: 0.135" - 0.150"




Courses A-F are only one plate in height; however, the division line depicted indicates that the scanned U.T. area did not reach the top of the plates in this case.



*Plates in Course A (#1, #2, #71, & #72) were unable to be tested due to basket accessibility constraints in the vicinity of the catwalk.

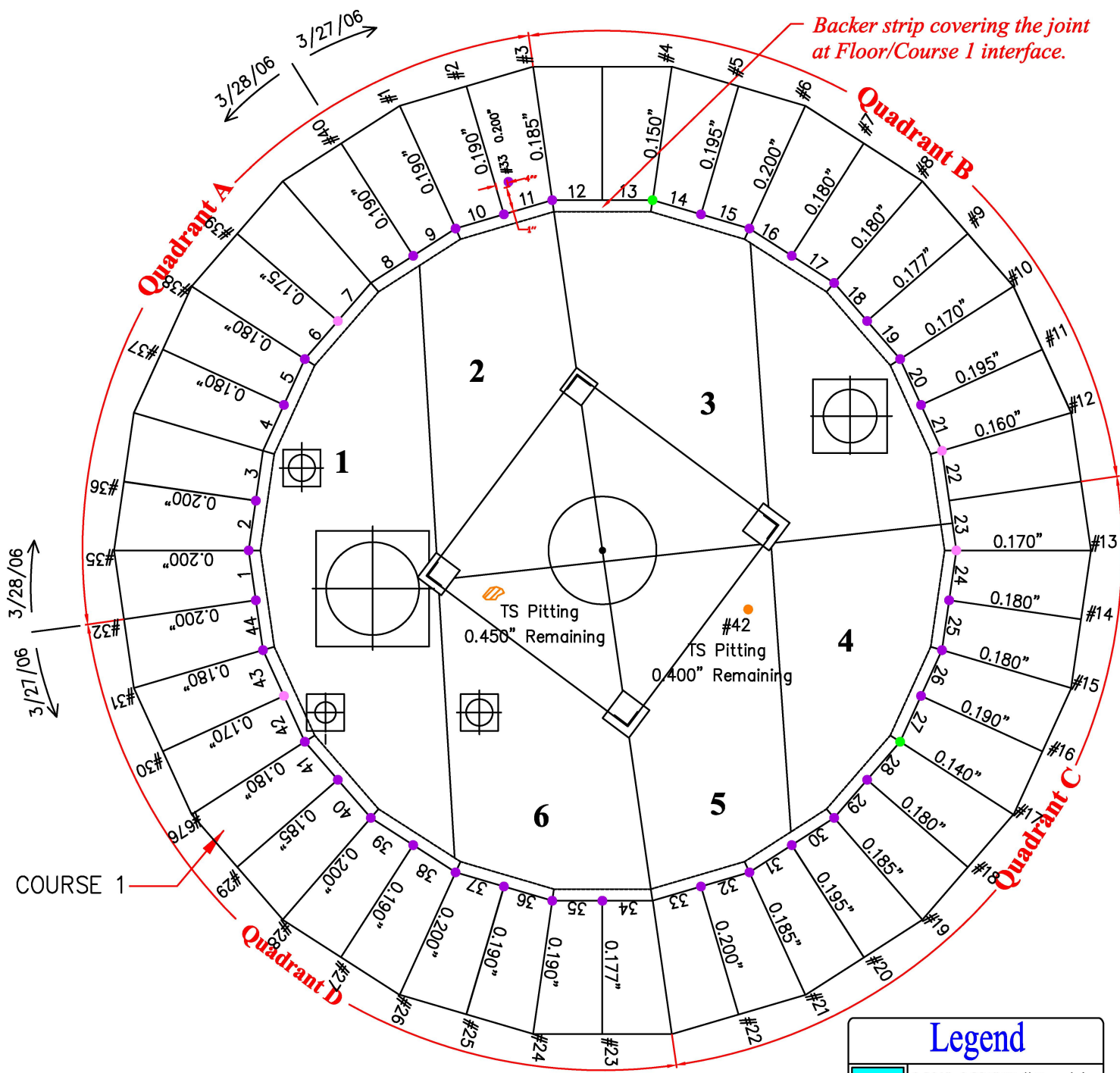
Drawing Notes:

1. Tank #6 is divided into 4 quadrants (A-D).
2. Course A is comprised of 96 total plates.
3. Quadrant A is comprised of 18 plates (1-18).
4. Quadrant B is comprised of 18 plates (19-36).
5. Quadrant C is comprised of 18 plates (37-54).
6. Quadrant D is comprised of 18 plates (55-72).
7. This numbering convention begins with plate #1 being the first full plate to the left of the manway in plan view.

Legend	
	Tested with L.F.E.T.
	Ultrasonic Testing Survey
	Not tested with L.F.E.T.

Drawing is not to scale

TANK # 6 - LOWER DOME



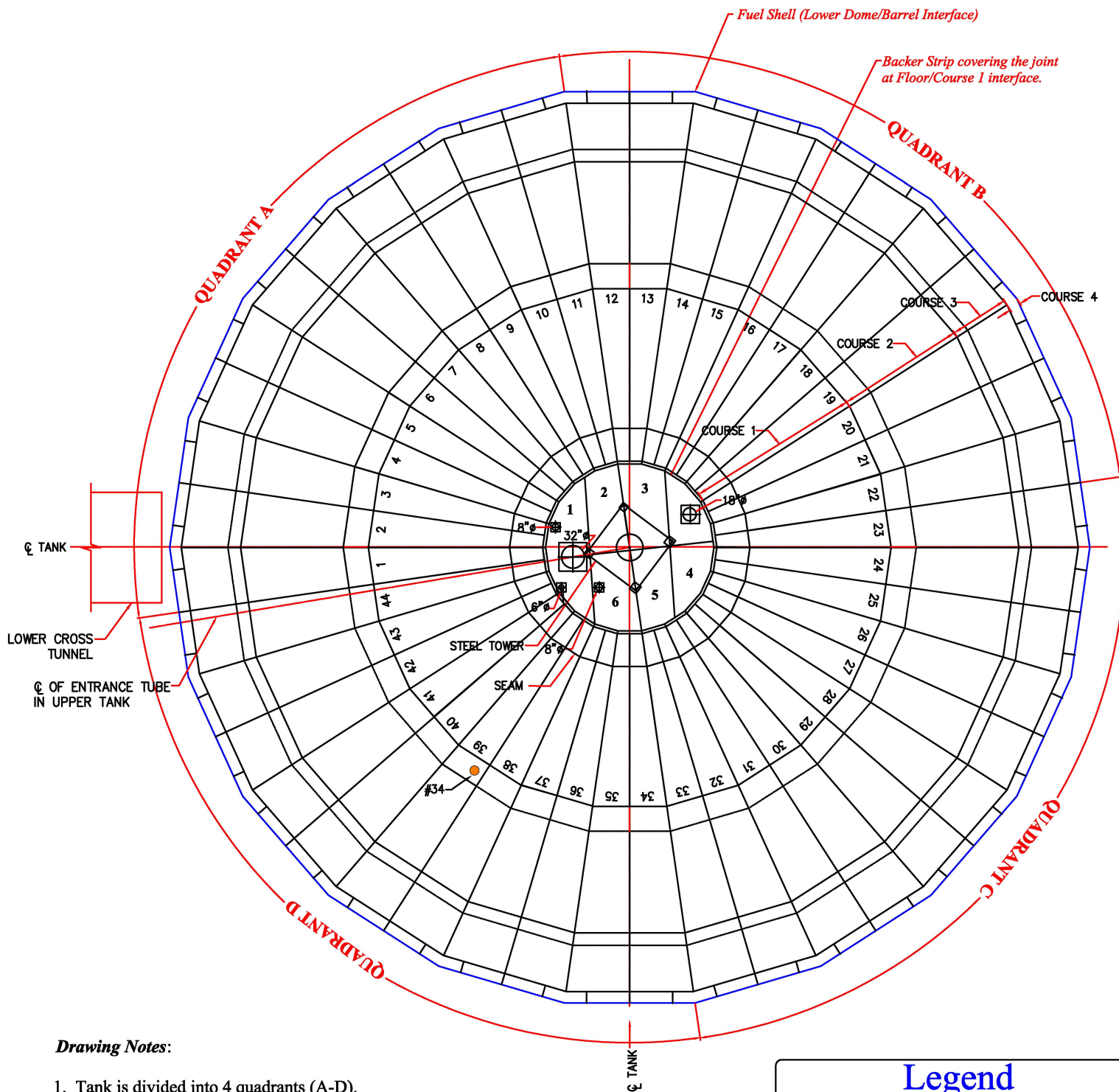
Drawing Notes:

1. Tank is divided into 4 quadrants (A-D).
2. Course 1 is comprised of 44 total plates.
3. Quadrant A is comprised of 11 plates (1-11).
4. Quadrant B is comprised of 11 plates (12-22).
5. Quadrant C is comprised of 11 plates (23-33).
6. Quadrant D is comprised of 11 plates (34-44).
7. This numbering convention begins with plate #1 being the first plate of quadrant A.

#33 TS Pitting 0.200" Remaining
 #42 TS Pitting 0.400" Remaining
 TS Pitting Cluster 0.450" Remaining
 All Others (Shear Wave)

Legend	
	0.201" - 0.225" Wall Remaining
	0.176" - 0.200" Wall Remaining
	0.151" - 0.175" Wall Remaining
	0.126" - 0.150" Wall Remaining
	0.101" - 0.125" Wall Remaining
	0.075" - 0.100" Wall Remaining
	< 0.075" Wall Remaining

TANK # 6 - LOWER DOME LINER PLATES



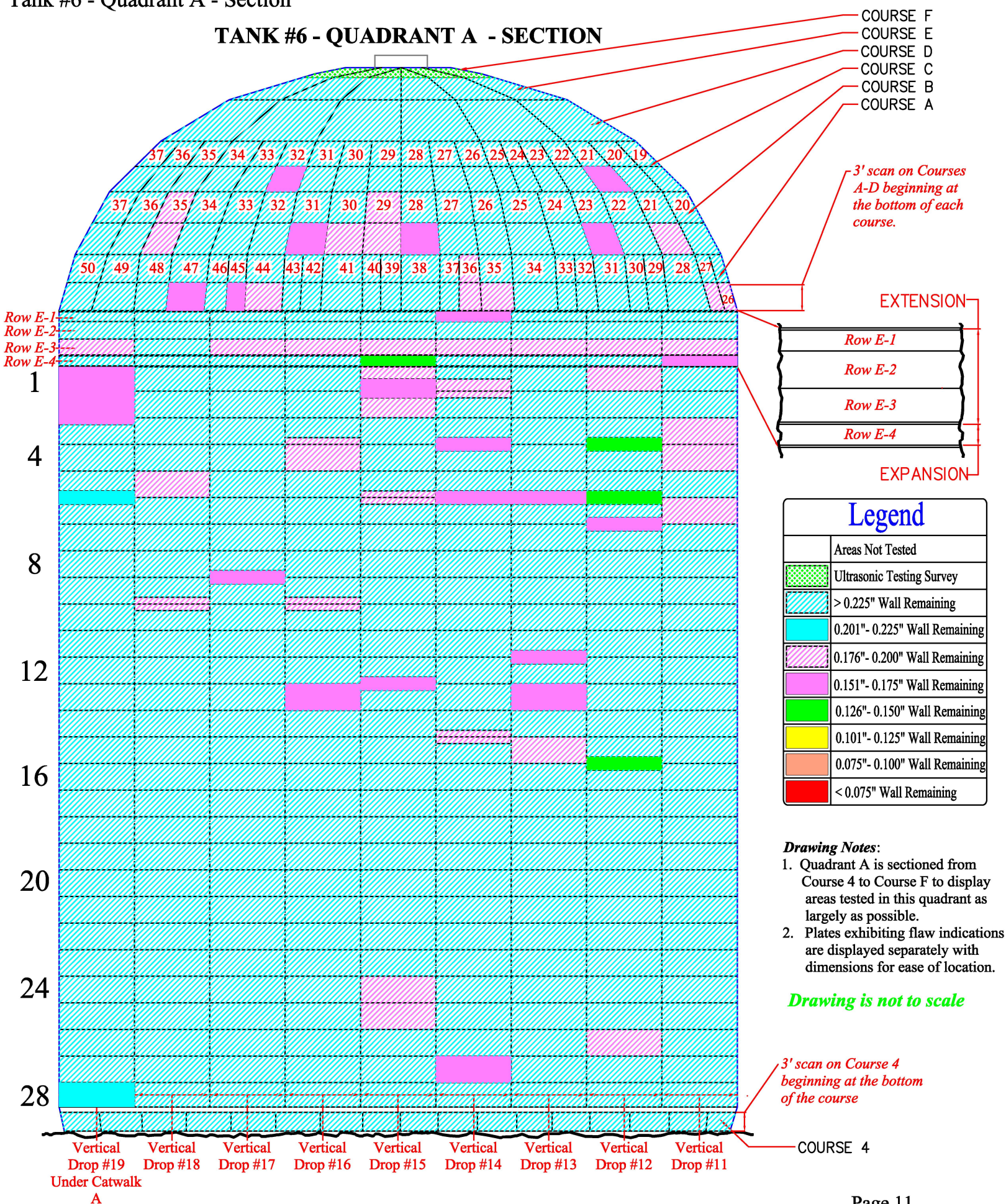
Drawing Notes:

1. Tank is divided into 4 quadrants (A-D).
2. The floor plates are 0.500" NWT & all other plates are 0.250" NWT.
3. Course 1 is comprised of 44 total plates.
4. Quadrant A is comprised of 11 plates (1-11).
5. Quadrant B is comprised of 11 plates (12-22).
6. Quadrant C is comprised of 11 plates (23-33).
7. Quadrant D is comprised of 11 plates (34-44).
8. This numbering convention begins with plate #1 being the first plate of quadrant A.

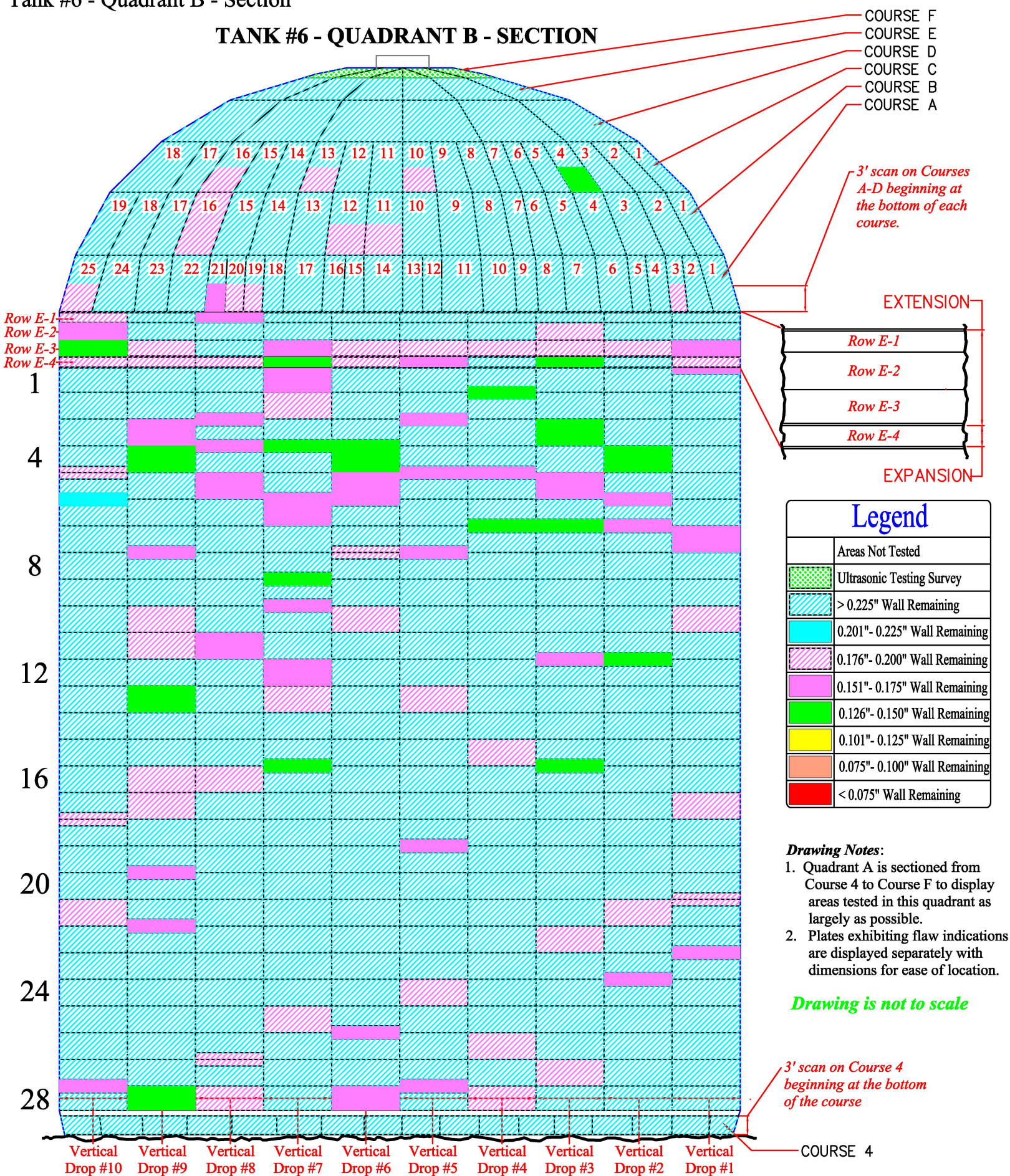
Legend	
	Flaw #34 - Dent/Crease

Drawing is not to scale

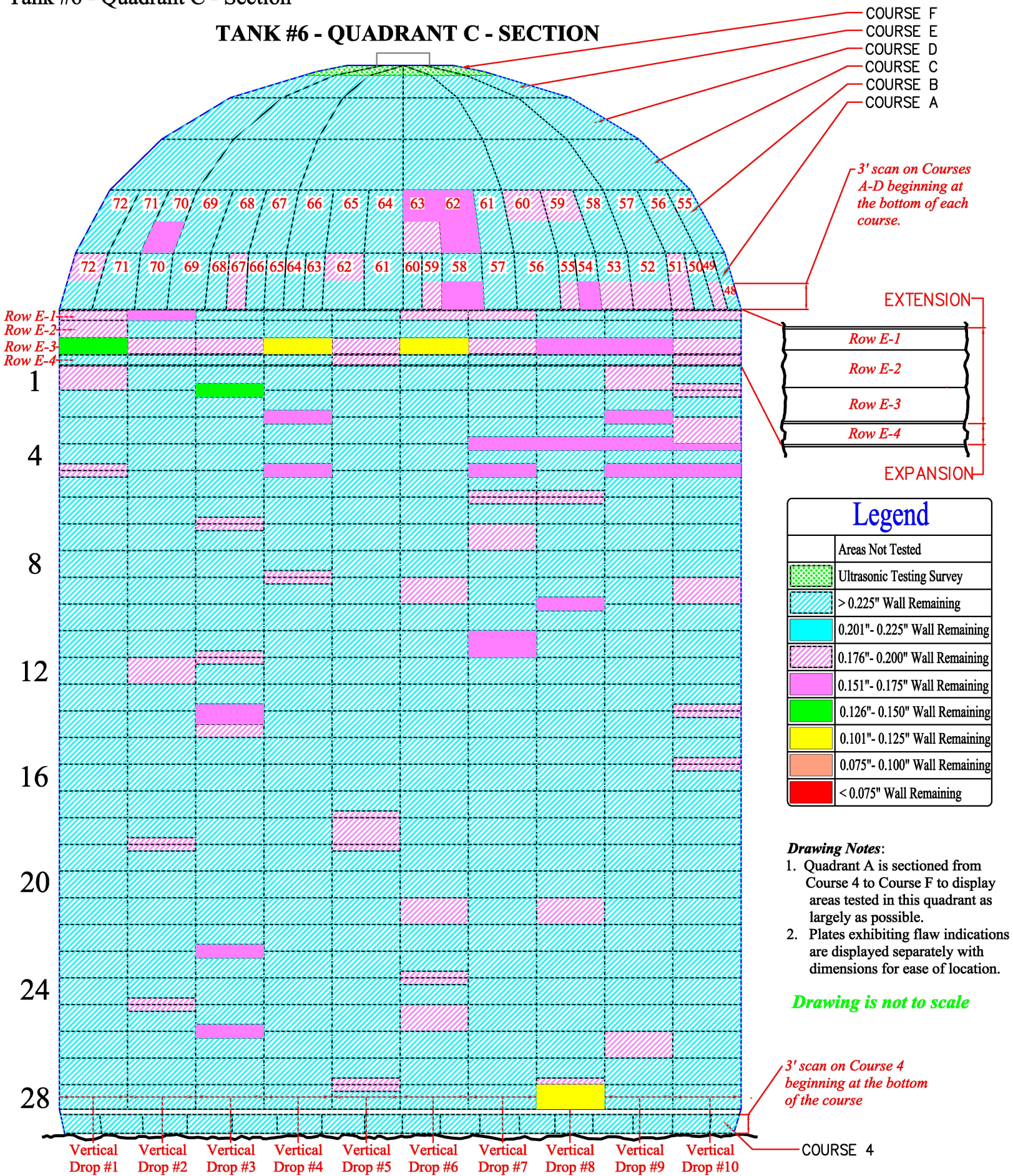
TANK #6 - QUADRANT A - SECTION



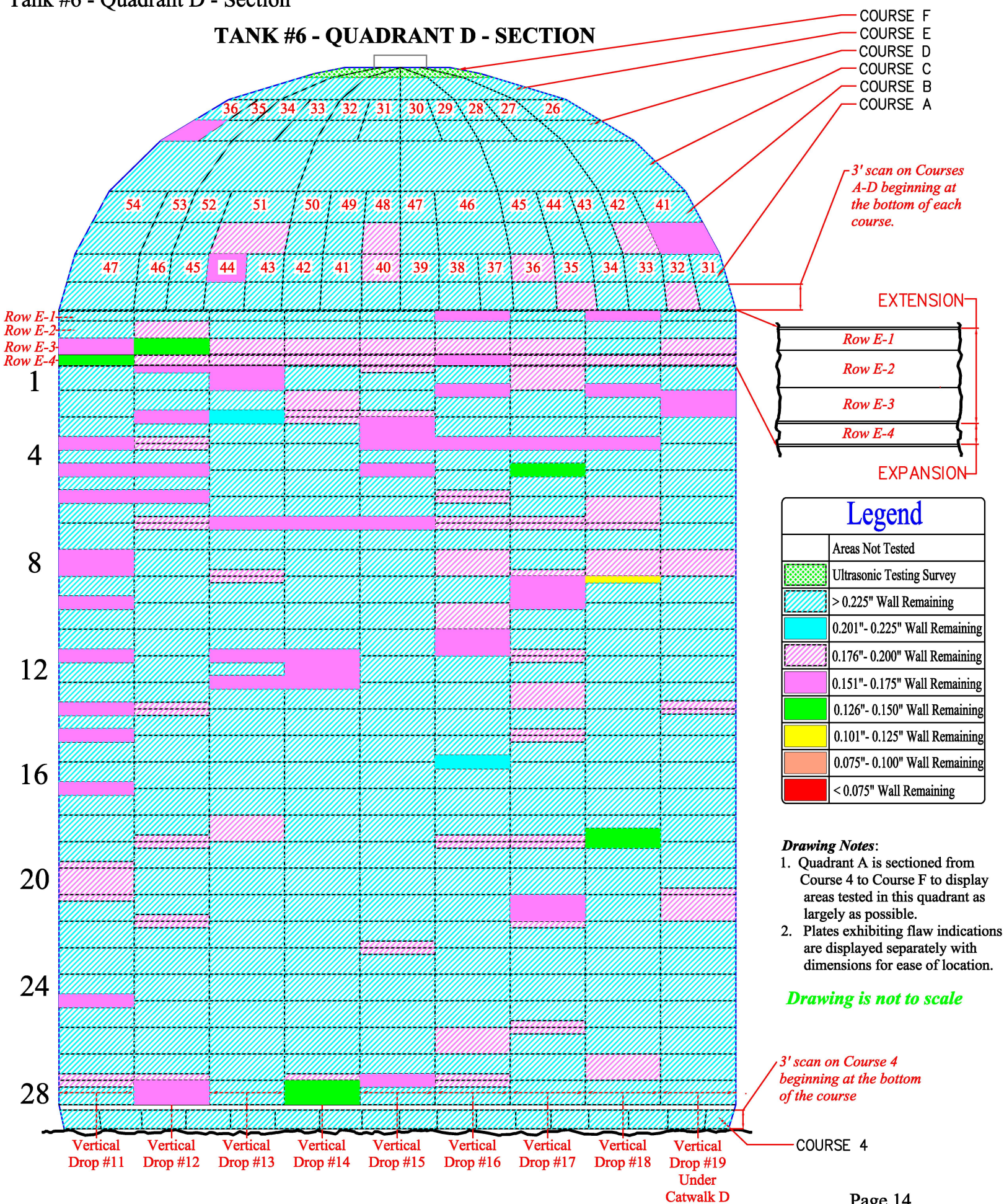
TANK #6 - QUADRANT B - SECTION



TANK #6 - QUADRANT C - SECTION



TANK #6 - QUADRANT D - SECTION



Date 3/28/06

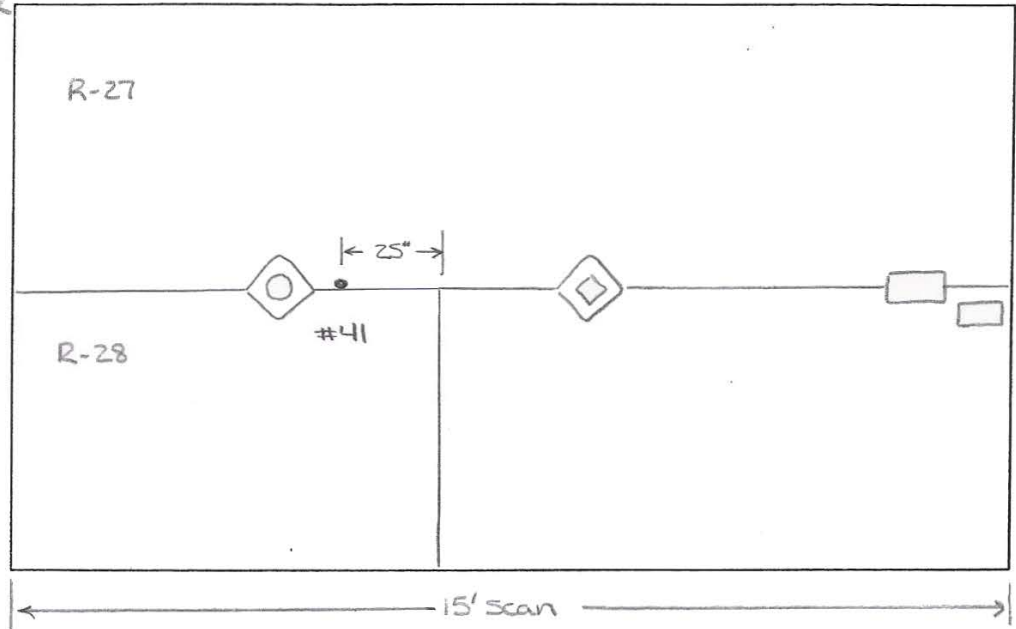
TANK # 6 - QUADRANT A
***Nominal Plate Thickness: 0.250"**

Tank Section: UNDERCATWALK
Quadrant: A

Vertical Drop #:
Row #: 28

Course:
Plate #:


41 - Pinhole 1/32" DIA.
0.230" S.W.



Tank Section:
Quadrant:

Vertical Drop #:
Row #:

Course:
Plate #:



Drawing is not to scale

Date 3/29/06

TANK # 6 - QUADRANT A
***Nominal Plate Thickness: 0.250"**

Tank Section: Undercatwalk

Quadrant: A

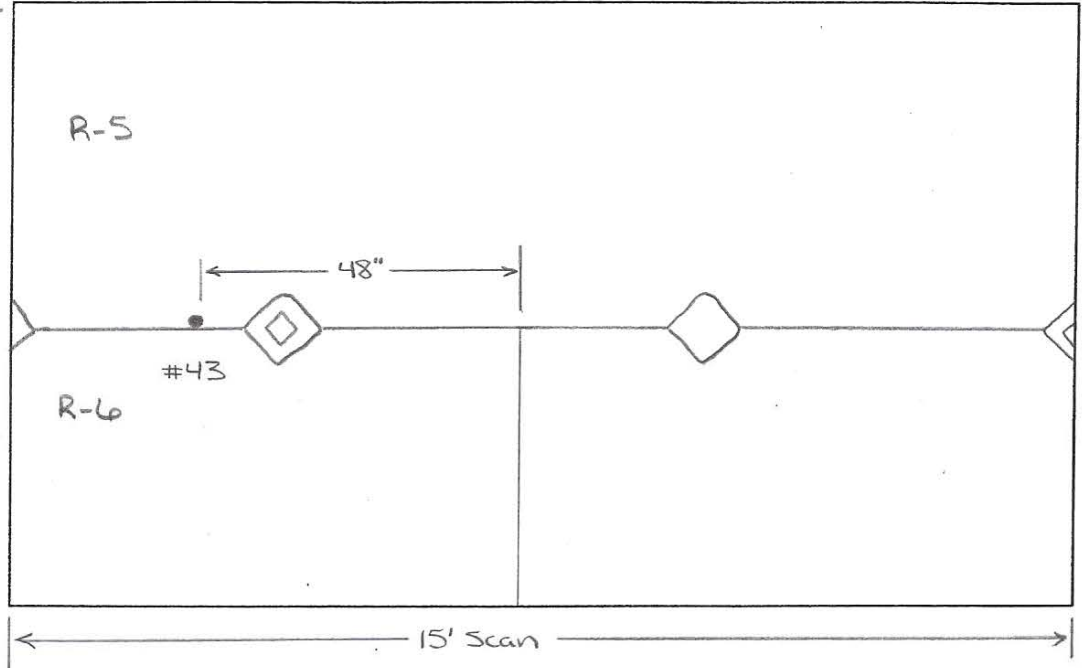
Vertical Drop #:

Row #: 5

Course:

Plate #:


43 - Pinhole 1/32" DIA.
0.230" S.W.



Tank Section:
Quadrant:

Vertical Drop #:
Row #:

Course:
Plate #:



Drawing is not to scale

Date 3/30/06

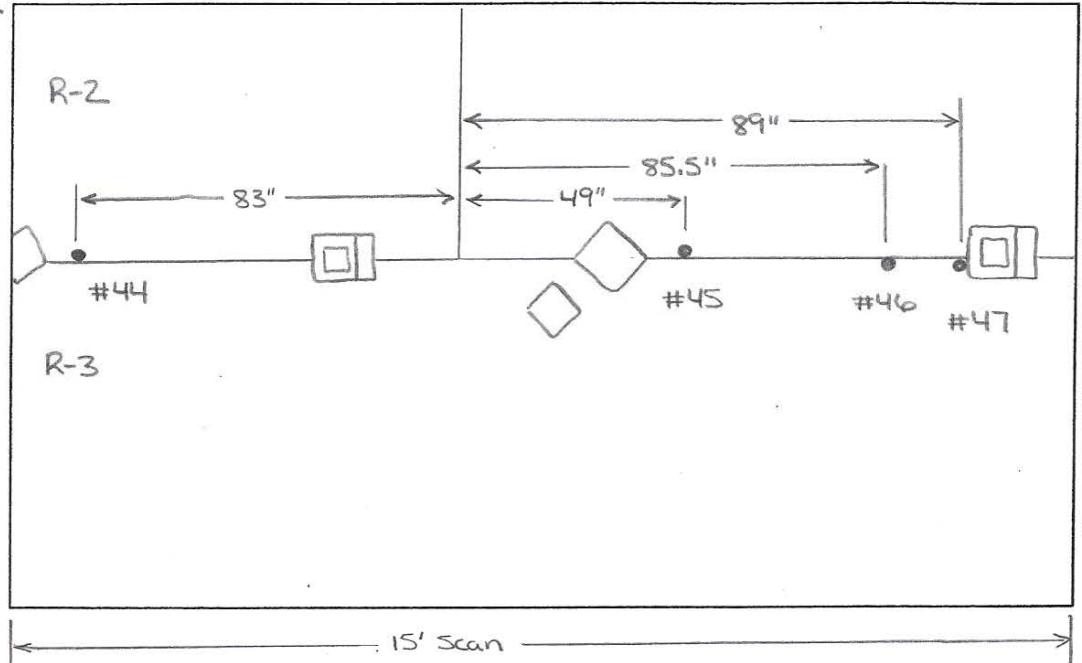
TANK # 6 - QUADRANT A
 *Nominal Plate Thickness: 0.250"

Tank Section: Undercatwalk
Quadrant: A

Vertical Drop #:
Row #: 2/3

Course:
Plate #:

- 44 - Pinhole 1/32" DIA.
0.235" S.W.
- 45 - Pinhole 1/32" DIA.
0.230" S.W.
- 46 - Pinhole 1/32" DIA.
0.190" S.W.
- 47 - Pinhole 1/32" DIA.
0.165" S.W.

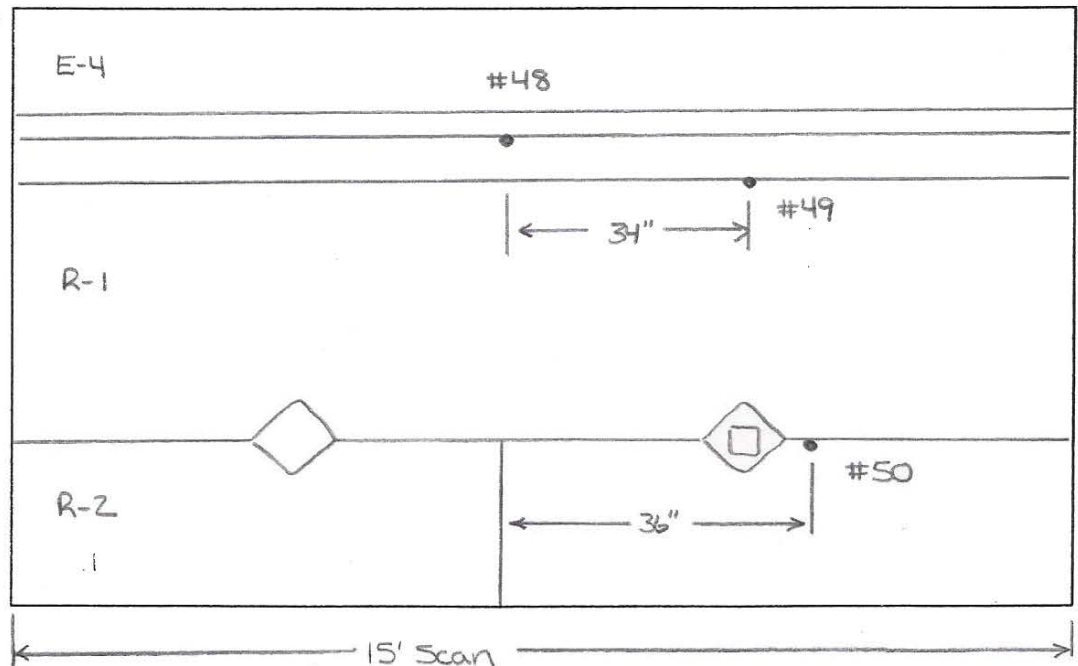


Tank Section: Undercatwalk
Quadrant: A

Vertical Drop #:
Row #: 1/2

Course:
Plate #:

- 48 - Pinhole 1/32" DIA.
0.170" S.W.
- 49 - Pinhole 1/32" DIA.
NO S.W.
- 50 - Pinhole 1/32" DIA.
0.160" S.W.



Drawing is not to scale

Date 4/13/06

TANK # 6 - QUADRANT A
 *Nominal Plate Thickness: 0.250"

(EXTENSION)

Tank Section: BARREL
 Quadrant: A/B

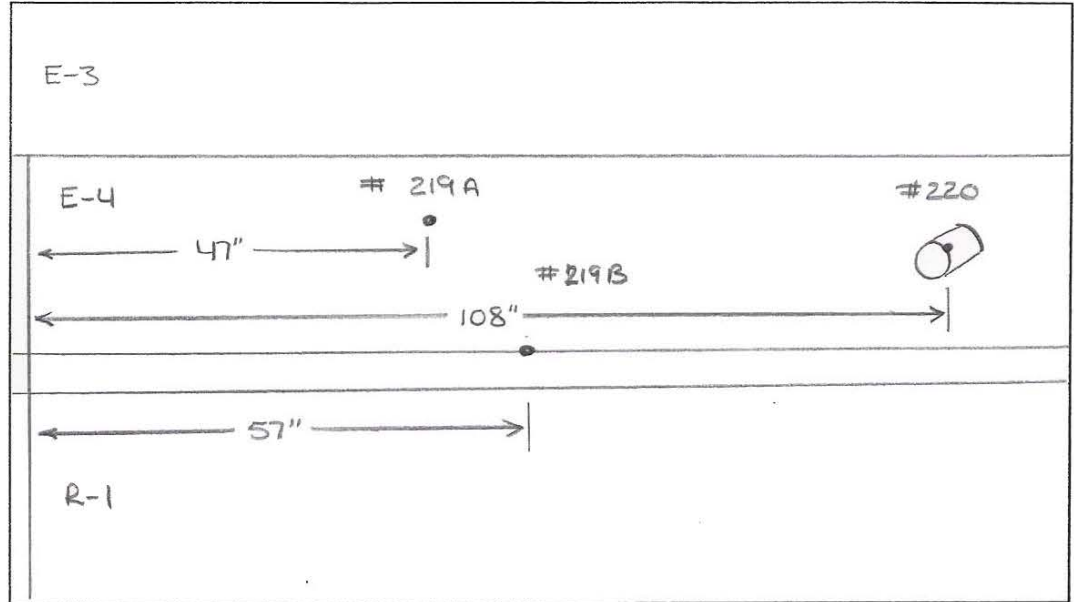
Vertical Drop #: 11
 Row #: E-4

Course:
 Plate #:

219A - TS Pitting
 0.200" S.W.

219B - TS Pitting
 0.220" S.W.

220 - UC NOZZLE
 0.155" Remaining



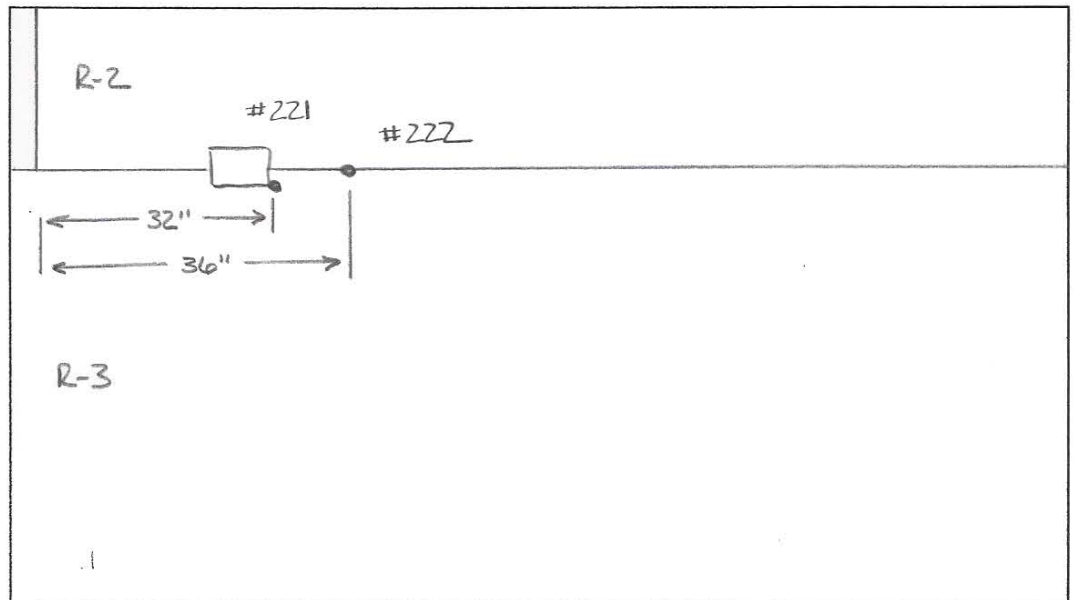
Tank Section: BARREL
 Quadrant: A/B

Vertical Drop #: 11
 Row #: 3

Course:
 Plate #:

221 - Pinhole 1/32" DIA.
 0.190" S.W.

222 - Pinhole 1/32" DIA.
 0.190" S.W.



Drawing is not to scale

Date 4/13/06

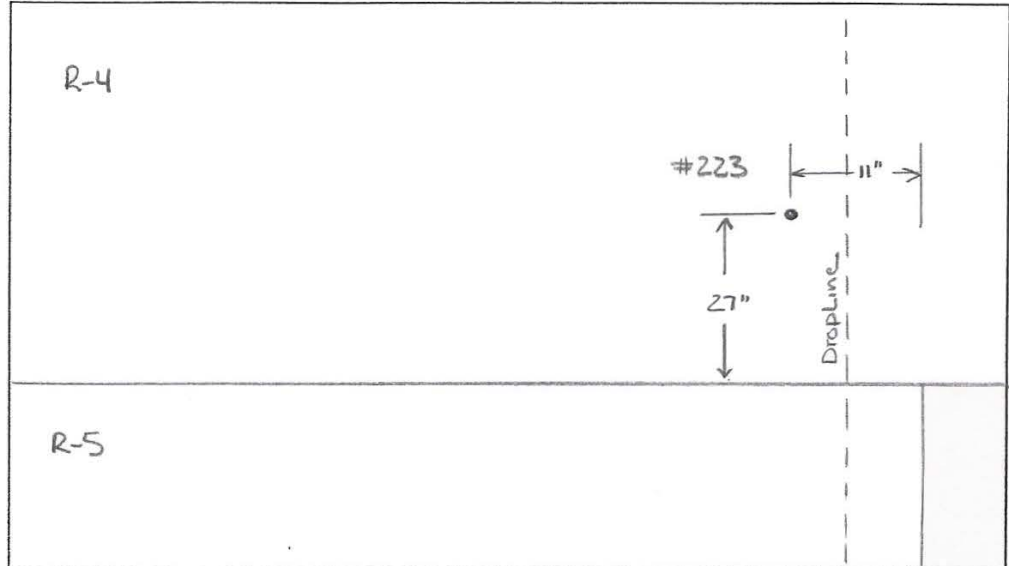
TANK # 6 - QUADRANT A
 *Nominal Plate Thickness: 0.250"

Tank Section: BARREL
 Quadrant: A/B

Vertical Drop #: 11
 Row #: 4

Course:
 Plate #:

223-TS Pitting
 0.200" Remaining

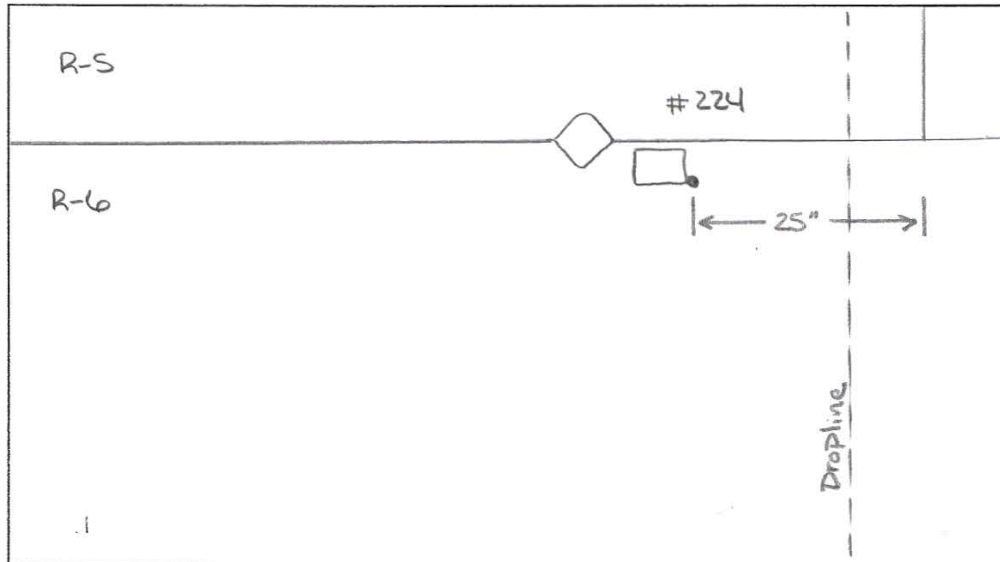


Tank Section: BARREL
 Quadrant: A/B

Vertical Drop #: 11
 Row #: 6

Course:
 Plate #:

224 - Pinhole 1/32" DIA.
 0.190" S.W



Drawing is not to scale

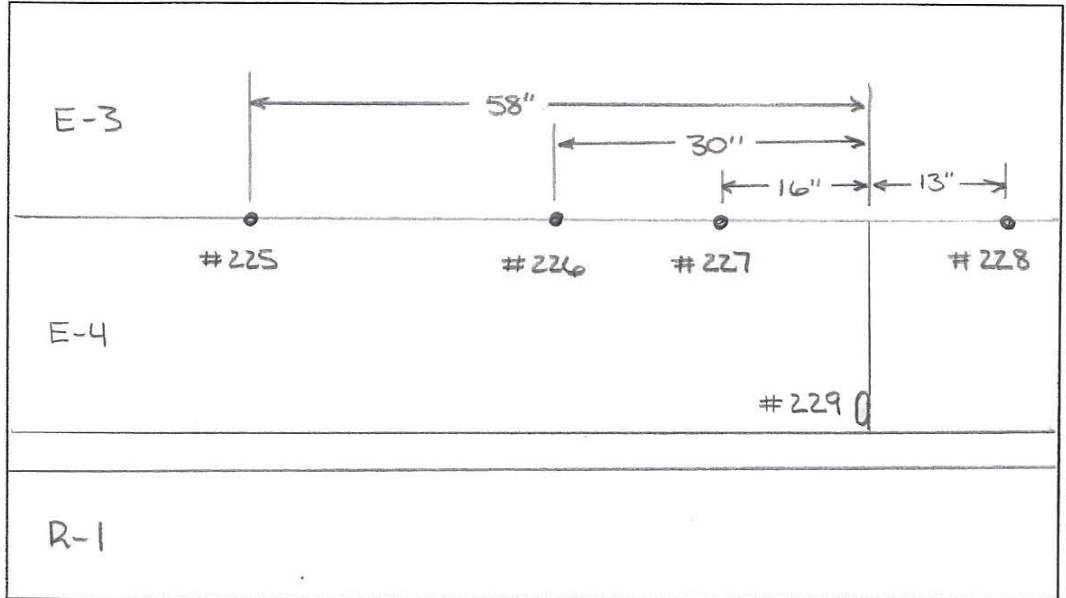
Date 4/13/06

TANK # 6 - QUADRANT A
***Nominal Plate Thickness: 0.250"**

Tank Section: BARREL
 Quadrant: A

Vertical Drop #: 12
 Row #: E-4

Course:
 Plate #:

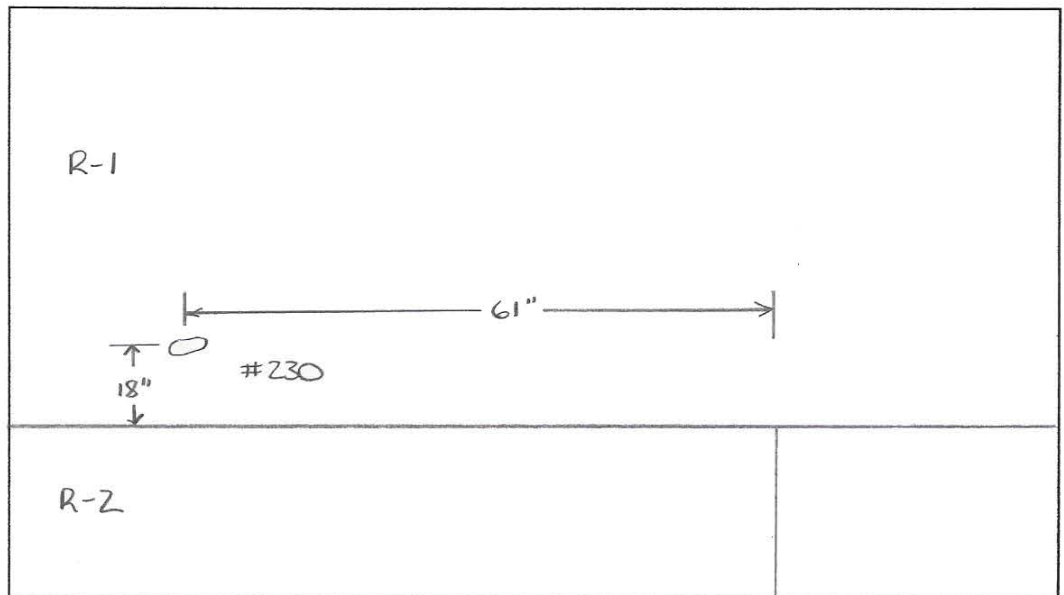


- 225 - Pinhole 1/32" DIA.
NO S.W.
- 226 - Pinhole 1/32" DIA.
NO S.W.
- 227 - Pinhole 1/32" DIA.
NO S.W.
- 228 - Pinhole 1/32" DIA.
NO S.W.
- 229 - Undercut 7/16" Long
NO S.W.

Tank Section: BARREL
 Quadrant: A

Vertical Drop #: 12
 Row #: 1

Course:
 Plate #:



- 230 - TS GOUGE
0.200" Remaining

Drawing is not to scale

Date 4/13/06

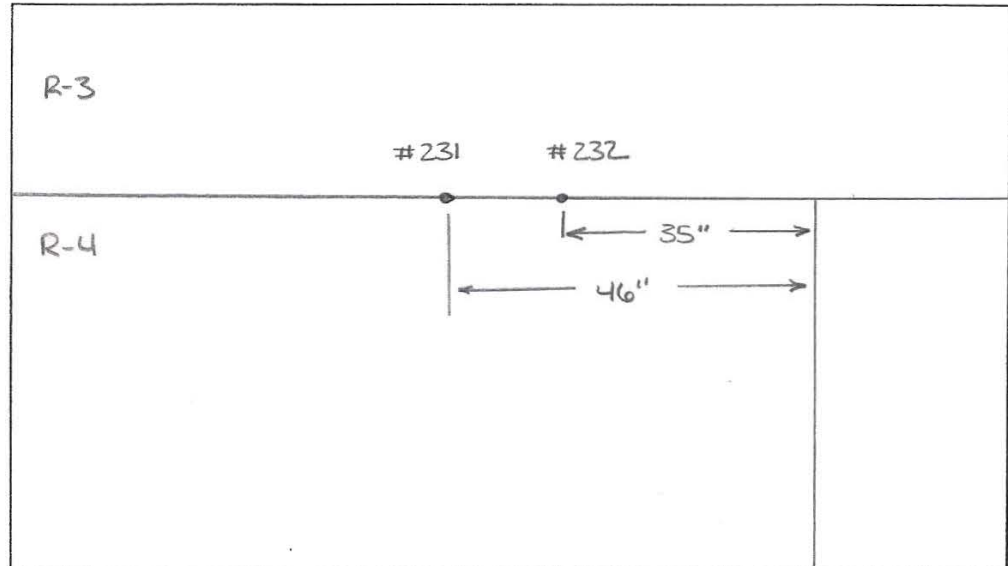
TANK # 6 - QUADRANT A
*Nominal Plate Thickness: 0.250"

Tank Section: BARREL
Quadrant: A

Vertical Drop #: 12
Row #: 3/4

Course:
Plate #:

- 231 - Pinhole 1/32" DIA.
0.155" S.W.
- 232 - Pinhole 1/32" DIA.
0.140" S.W.

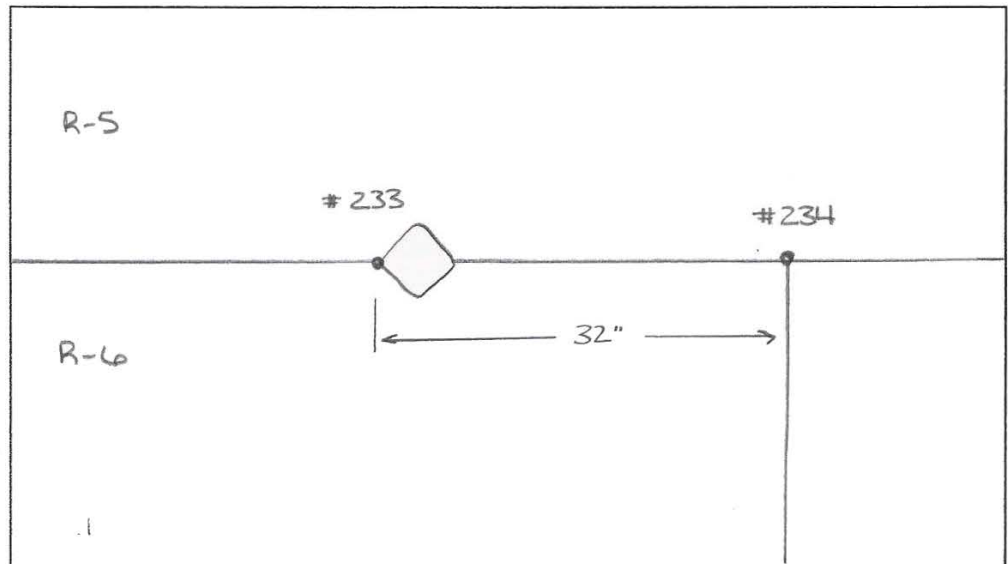


Tank Section: BARREL
Quadrant: A

Vertical Drop #: 12
Row #: 5/6

Course:
Plate #:

- 233 - Pinhole 1/32" DIA.
0.175" S.W.
- 234 - Pinhole 1/32" DIA.
0.140" S.W.



Drawing is not to scale

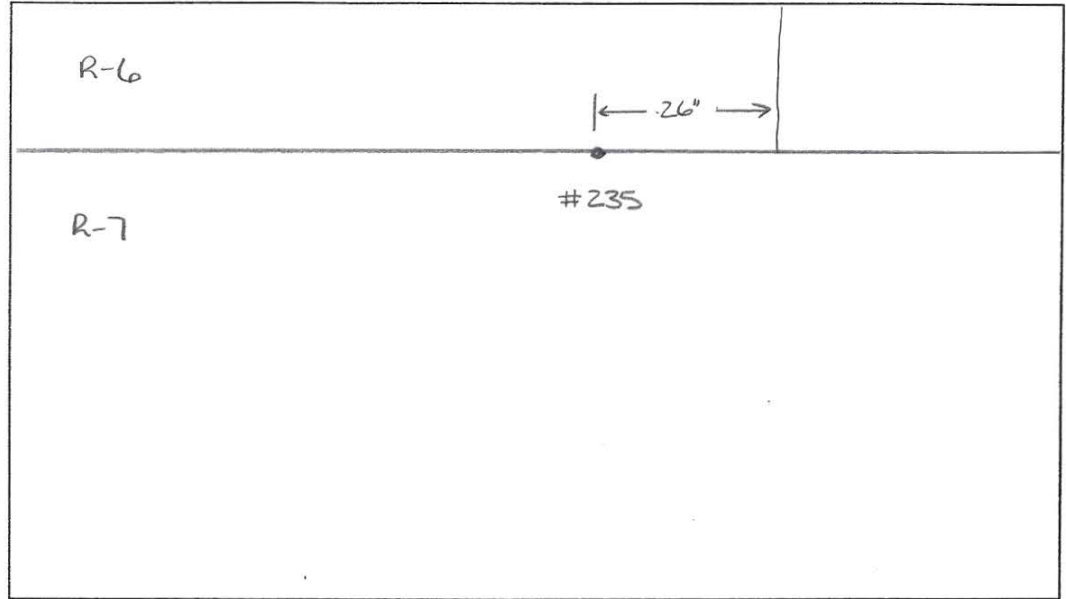
Date 4/13/06

TANK # 6 - QUADRANT A
*Nominal Plate Thickness: 0.250"

Tank Section: BARREL
Quadrant: A

Vertical Drop #: 12
Row #: 7

Course:
Plate #:

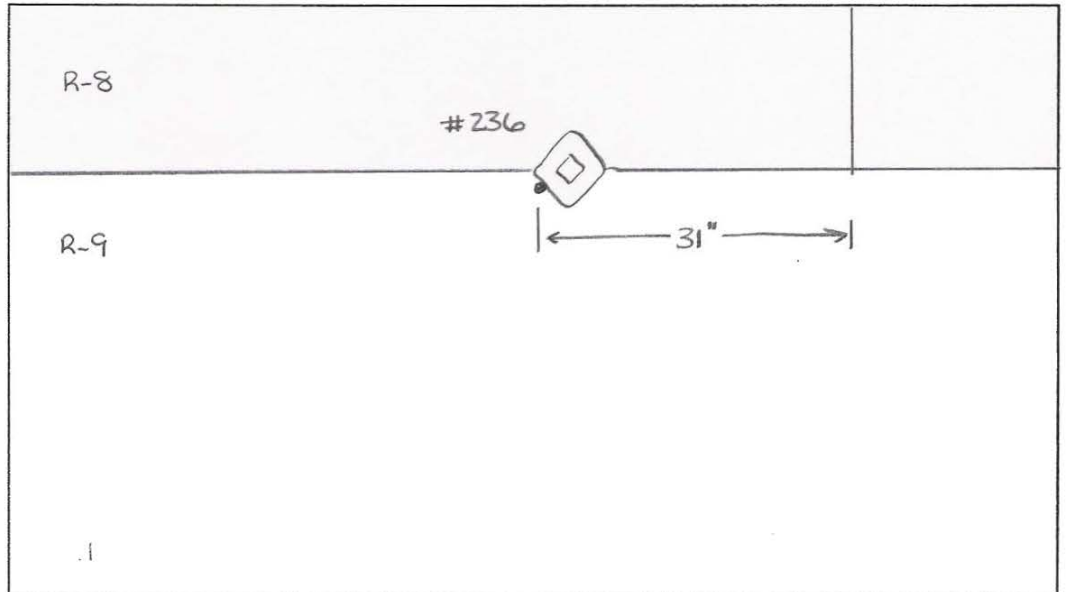


235 - Pinhole 1/32" DIA
0.165" S.W.

Tank Section: BARREL
Quadrant: A

Vertical Drop #: 12
Row #: 9

Course:
Plate #:



236 - Pinhole 1/32" DIA.
NO S.W.

Drawing is not to scale

Date 4/13/06

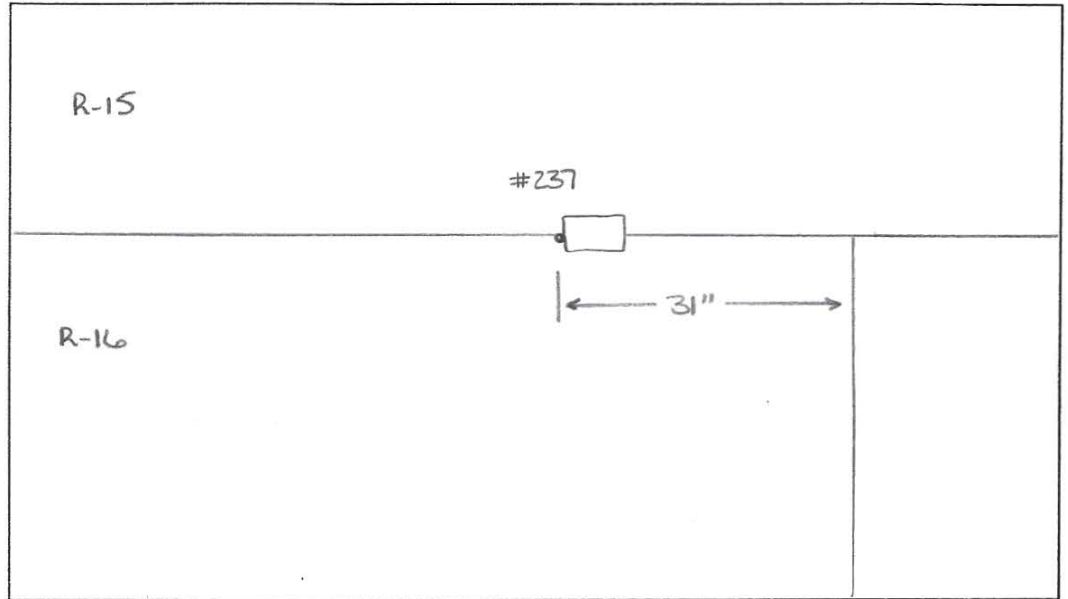
TANK # 6 - QUADRANT A
 *Nominal Plate Thickness: 0.250"

Tank Section: BARREL
 Quadrant: A

Vertical Drop #: 12
 Row #: 16

Course:
 Plate #:

237 - Pinhole 1/32" DIA.
 0.145" S.W.

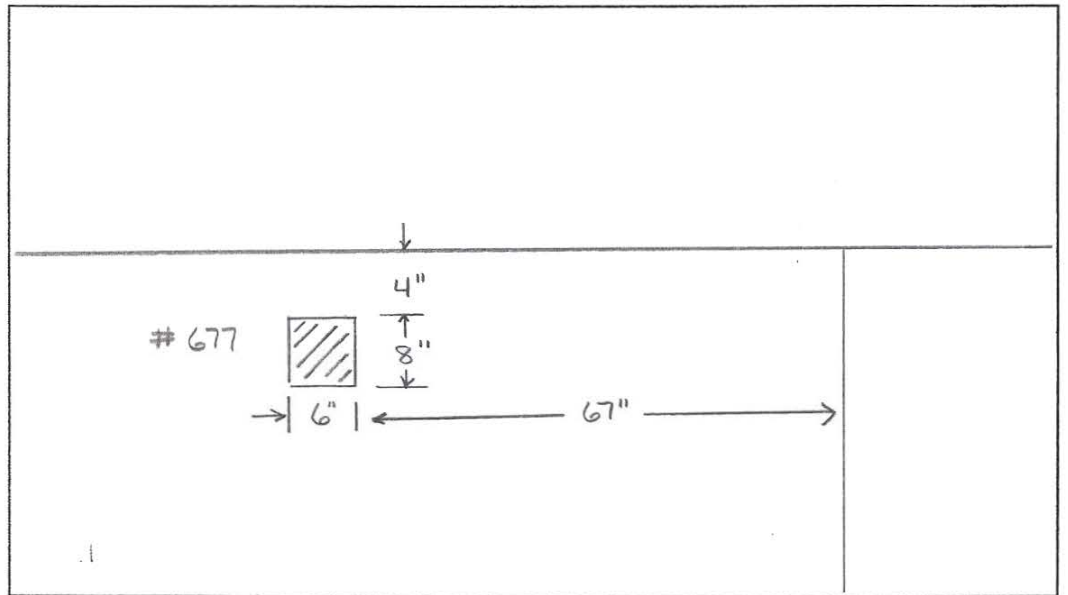


Tank Section: BARREL
 Quadrant: A

Vertical Drop #: 12
 Row #: 26

Course:
 Plate #:

677 - UC
 0.190" Remaining



Drawing is not to scale

Date 4/18/06

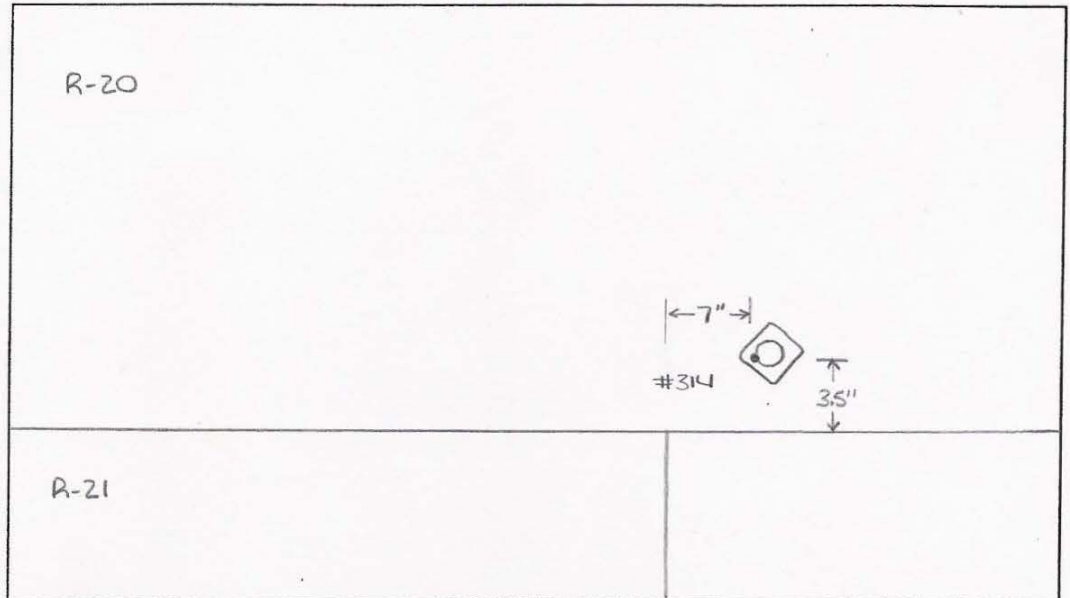
TANK # 6 - QUADRANT A
 *Nominal Plate Thickness: 0.250"

Tank Section: BARREL
 Quadrant: A

Vertical Drop #: 13
 Row #: 20

Course:
 Plate #:

314 - Pinhole 1/32" DIA.
 NO S.W.



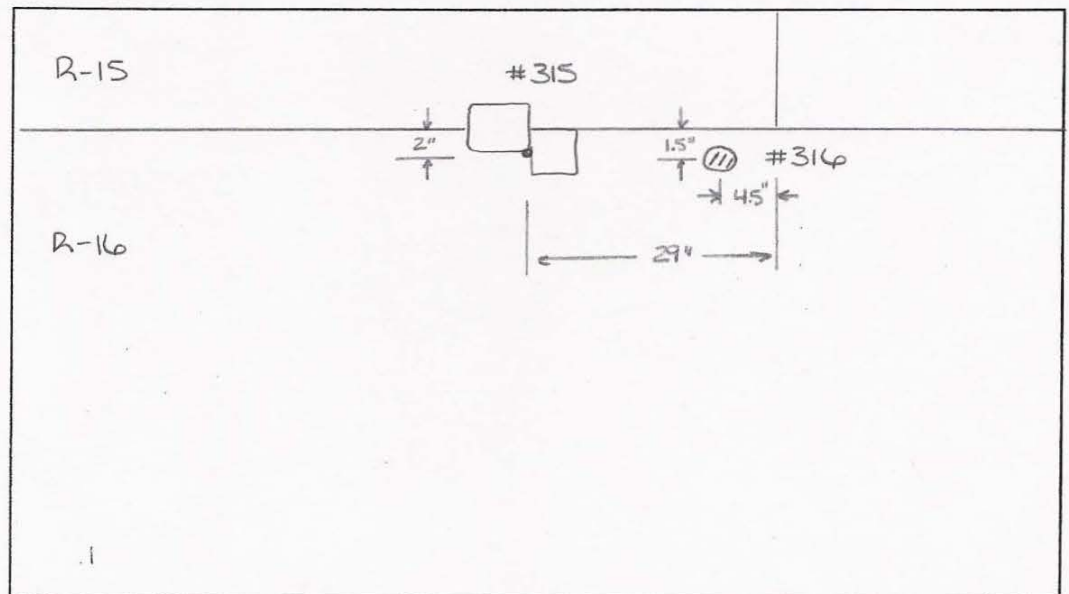
Tank Section: BARREL
 Quadrant: A

Vertical Drop #: 13
 Row #: 16

Course:
 Plate #:

315 - Pinhole 1/32" DIA.
 0.190" S.W.

316 - TS GOUGE
 0.180" Remaining



Drawing is not to scale

Date 4/18/06

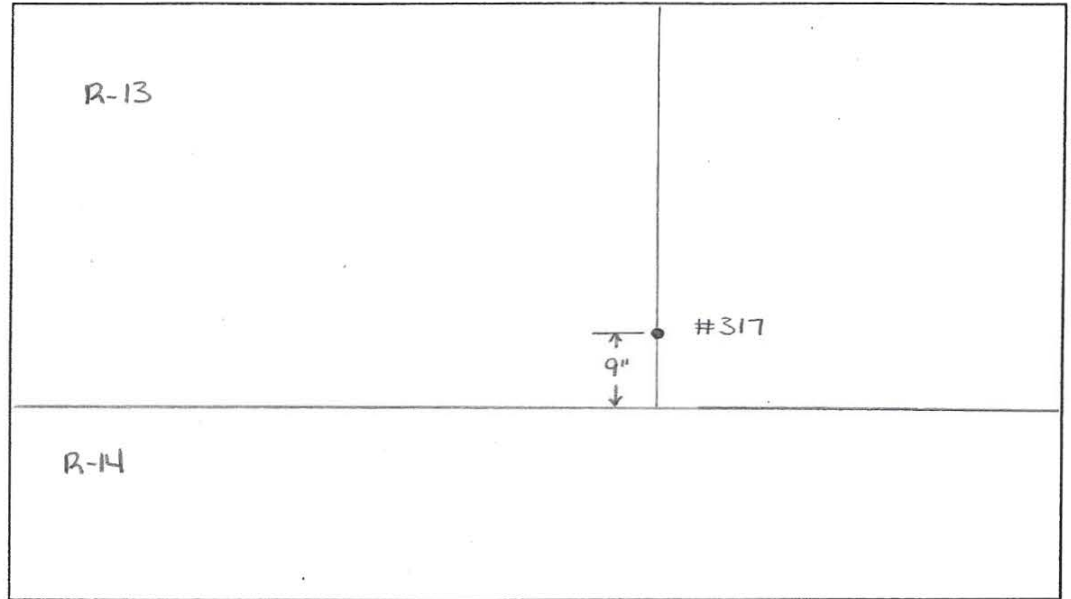
TANK # 6 - QUADRANT A
**Nominal Plate Thickness: 0.250"*

Tank Section: BARREL
Quadrant: A

Vertical Drop #: 13
Row #: 13

Course:
Plate #:

317 - Pinhole 1/32" DIA.
0.160" S.W.

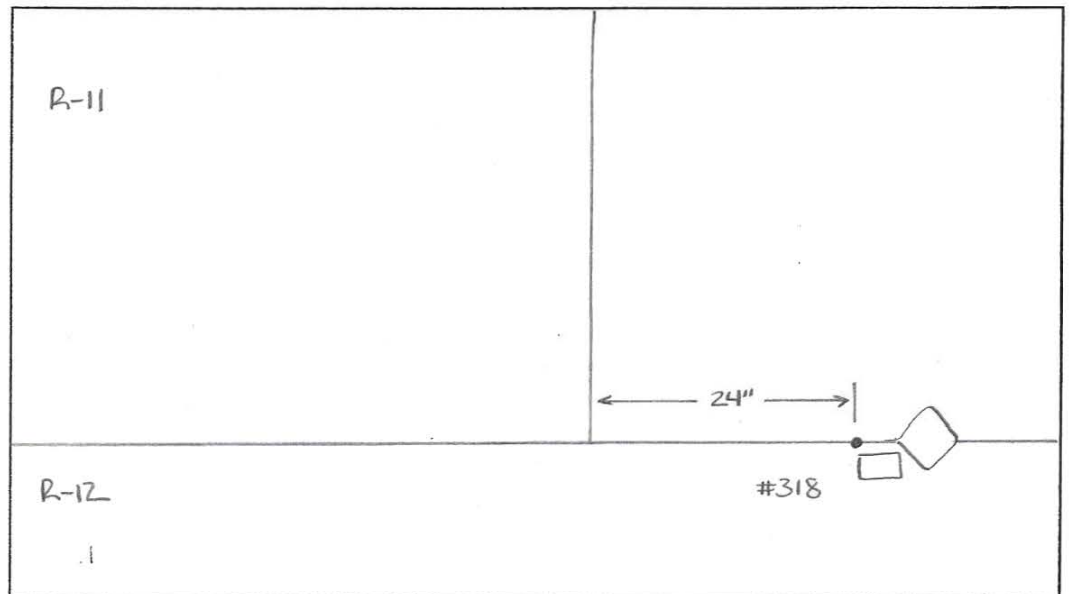


Tank Section: BARREL
Quadrant: A

Vertical Drop #: 13
Row #: 11/12

Course:
Plate #:

318 - Pinhole 1/32" DIA.
0.170" S.W.



Drawing is not to scale

Date 4/18/06

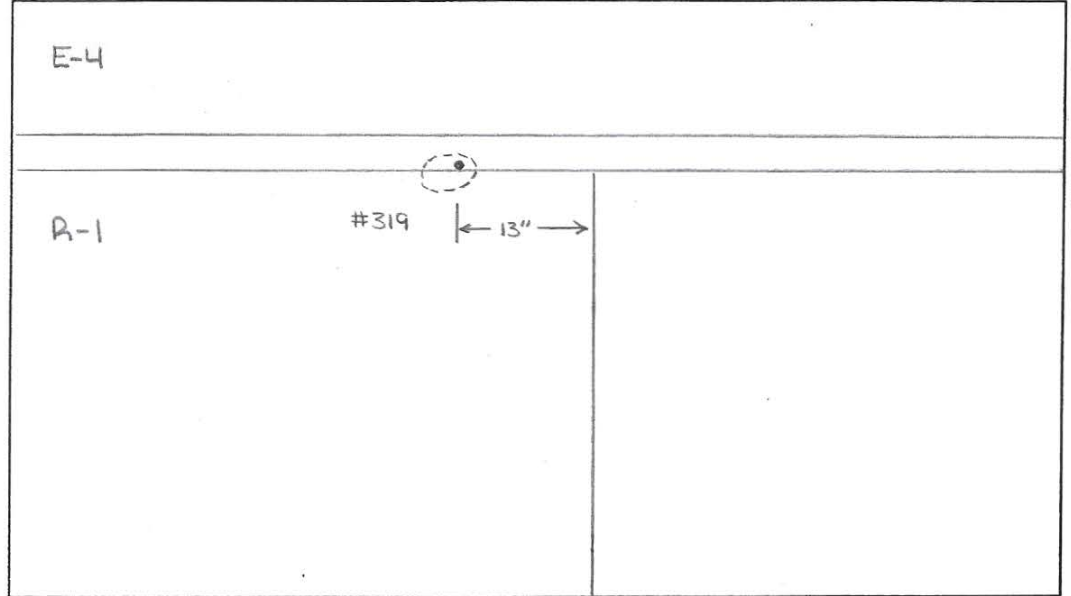
TANK # 6 - QUADRANT A
***Nominal Plate Thickness: 0.250"**

Tank Section: BARREL
Quadrant: A

Vertical Drop #: 13
Row #: 1

Course:
Plate #:

319 - Pinhole in GOUGE
NO S.W.

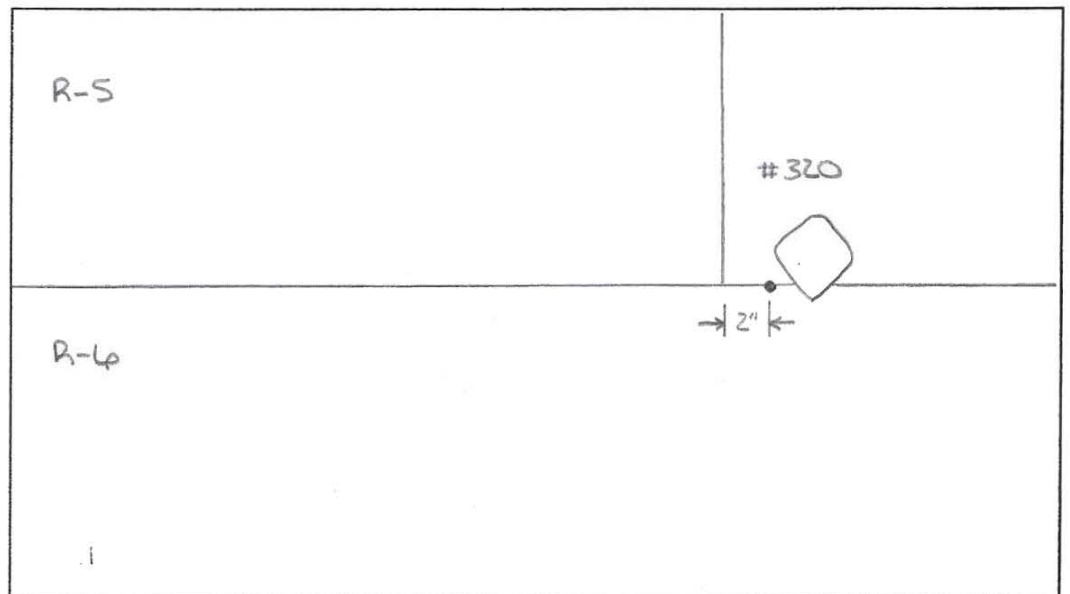


Tank Section: BARREL
Quadrant: A

Vertical Drop #: 13
Row #: 5/6

Course:
Plate #:

320 - Pinhole 1/32" DIA.
0.175 S.W.



Drawing is not to scale

Date 4/18/06

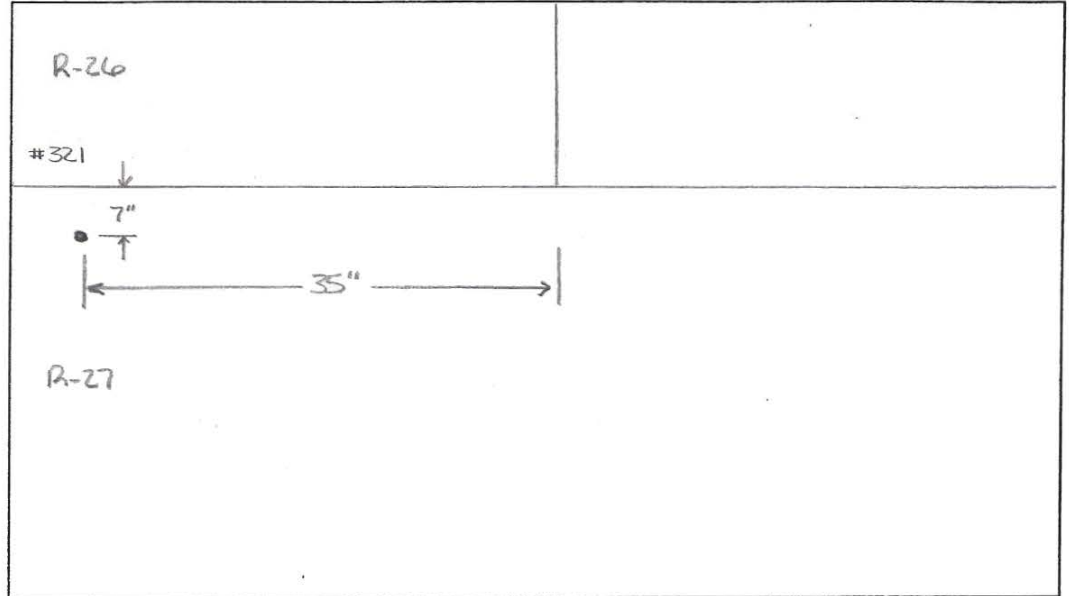
TANK # 6 - QUADRANT A
**Nominal Plate Thickness: 0.250"*

Tank Section: BARREL
Quadrant: A

Vertical Drop #: 14
Row #: 27

Course:
Plate #:

321 - TS Pitting
 0.170" Remaining

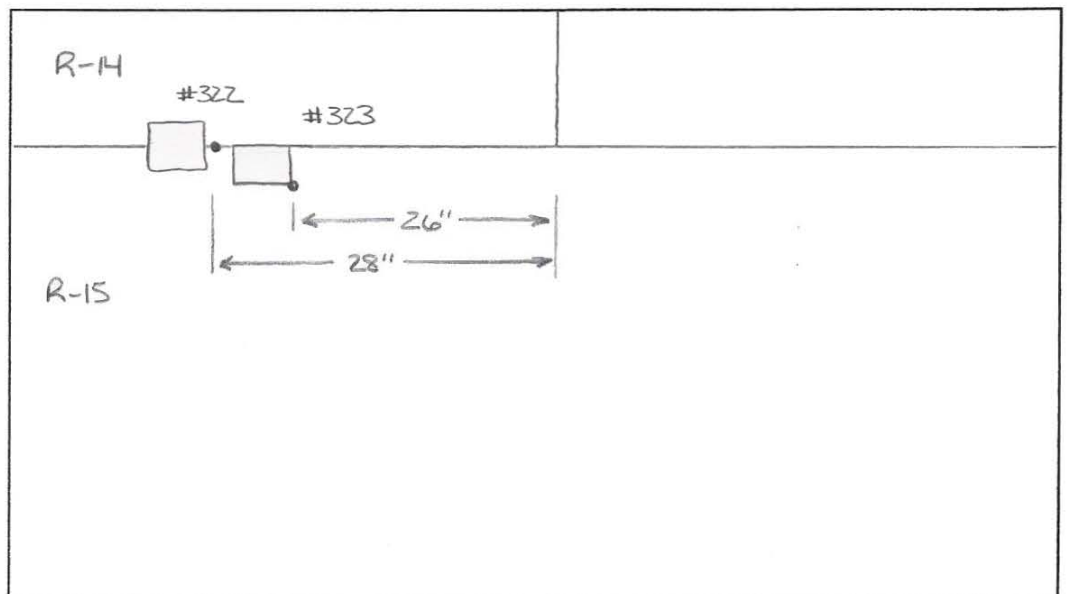


Tank Section: BARREL
Quadrant: A

Vertical Drop #: 14
Row #: 15

Course:
Plate #:

322 - Pinhole 1/32" DIA.
 0.190" S.W.
 323 - Pinhole 1/32" DIA.
 0.190" S.W.



Drawing is not to scale

Date 4/18/06

TANK # 6 - QUADRANT A
***Nominal Plate Thickness: 0.250"**

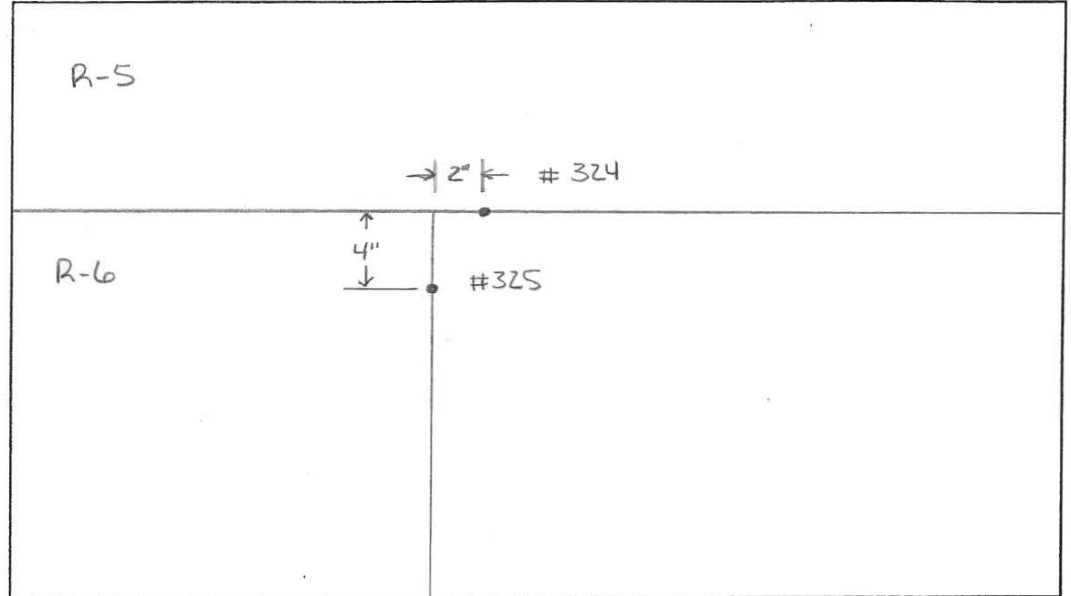
Tank Section: BARREL
Quadrant: A

Vertical Drop #: 14
Row #: 6

Course:
Plate #:

324 - Pinhole 1/32" DIA.
0.170" S.W.


325 - Pinhole 1/32" DIA.
0.170" S.W.



Tank Section:
Quadrant:

Vertical Drop #:
Row #:

Course:
Plate #:



Drawing is not to scale

Date 4/19/06

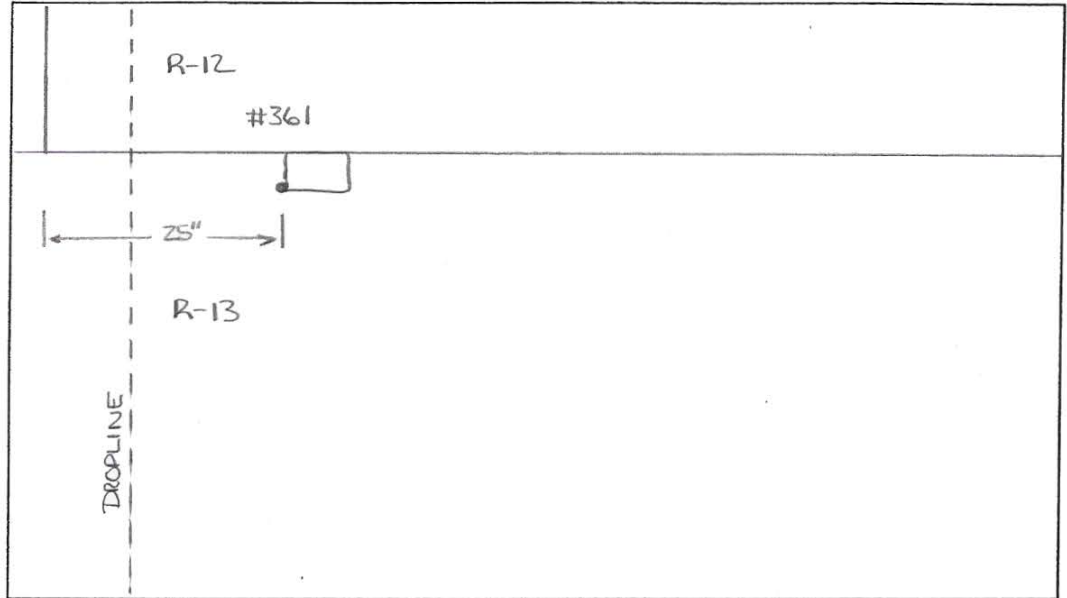
TANK # 6 - QUADRANT A
***Nominal Plate Thickness: 0.250"**

Tank Section: BARREL
Quadrant: A

Vertical Drop #: 16
Row #: 13

Course:
Plate #:

361 - Pinhole 1/32" DIA.
0.175" S.W.

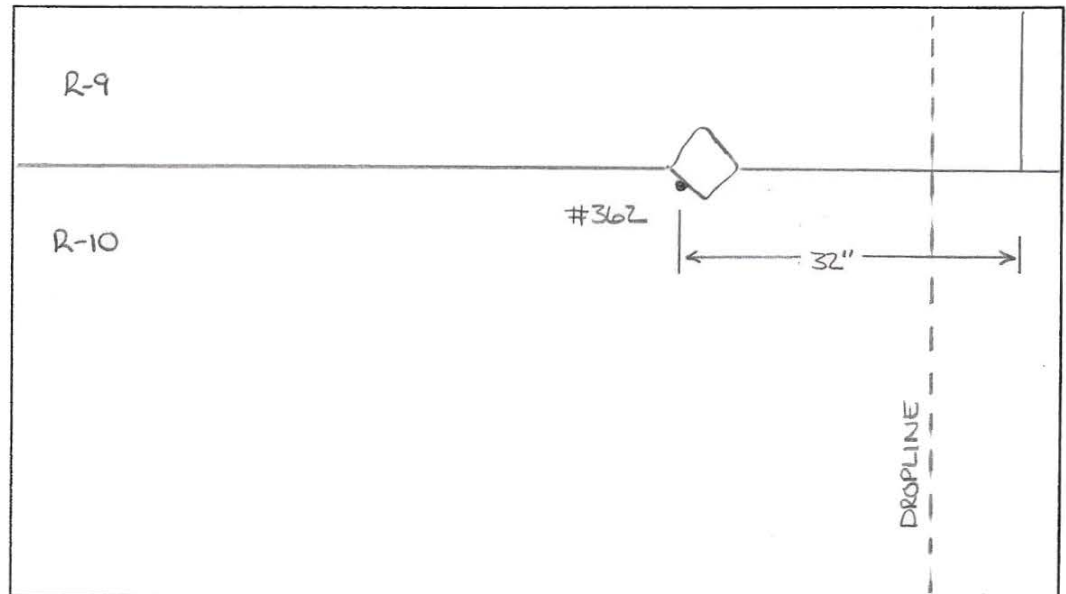


Tank Section: BARREL
Quadrant: A

Vertical Drop #: 16
Row #: 10

Course:
Plate #:

362 - Pinhole 1/32" DIA.
0.190 S.W.



Drawing is not to scale

Date 4/19/06

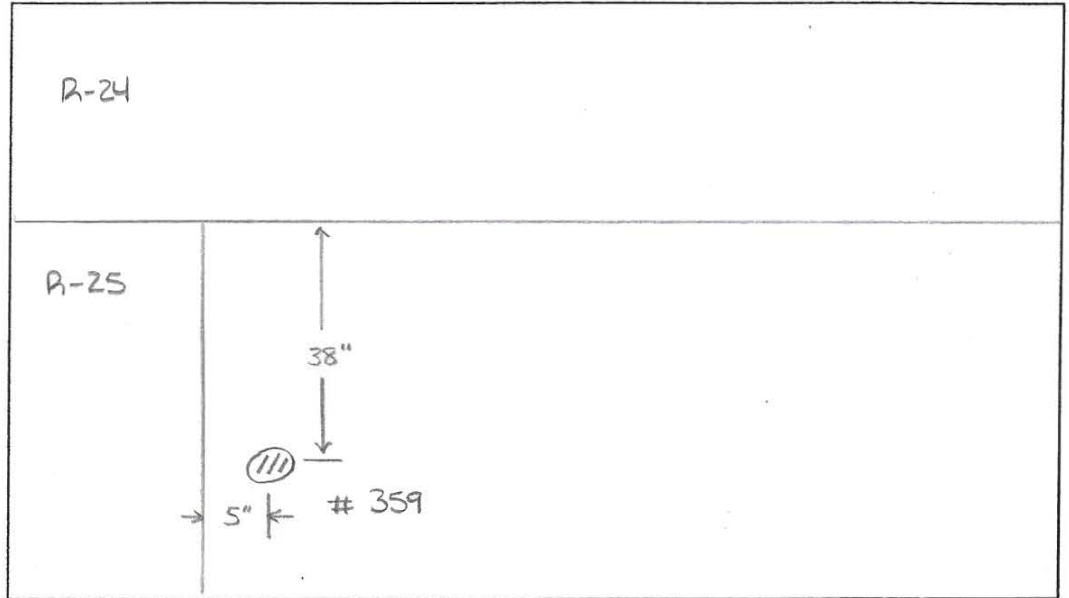
TANK # 6 - QUADRANT A
 *Nominal Plate Thickness: 0.250"

Tank Section: BARREL
 Quadrant: A

Vertical Drop #: 15
 Row #: 25

Course:
 Plate #:

359 - TS GOUGE
 0.200" Remaining

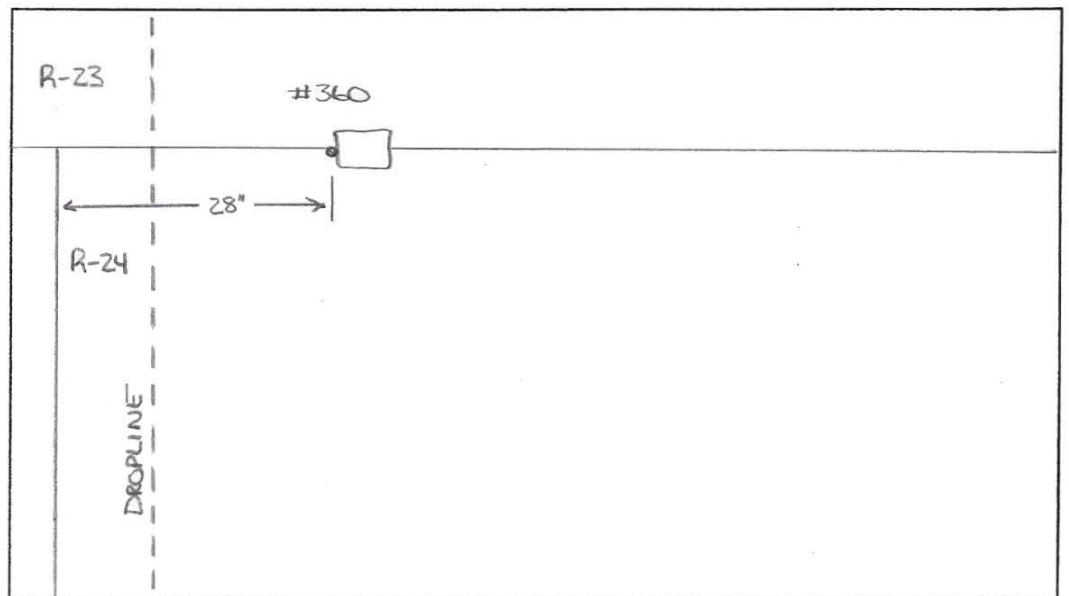


Tank Section: BARREL
 Quadrant: A

Vertical Drop #: 16
 Row #: 24

Course:
 Plate #:

360 - Pinhole 1/32" DIA.
 0.190" S.W



Drawing is not to scale

Date 4/19/06

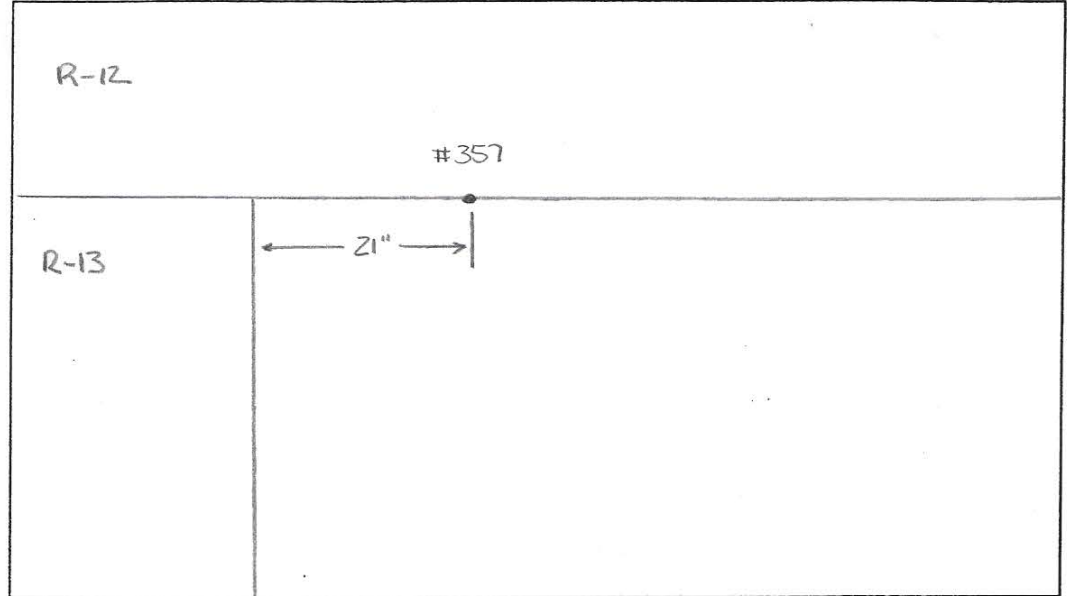
TANK # 6 - QUADRANT A
*Nominal Plate Thickness: 0.250"

Tank Section: BARREL
Quadrant: A

Vertical Drop #: 15
Row #: 12/13

Course:
Plate #:

357 - Pinhole 1/32" DIA.
0.160" S.W.

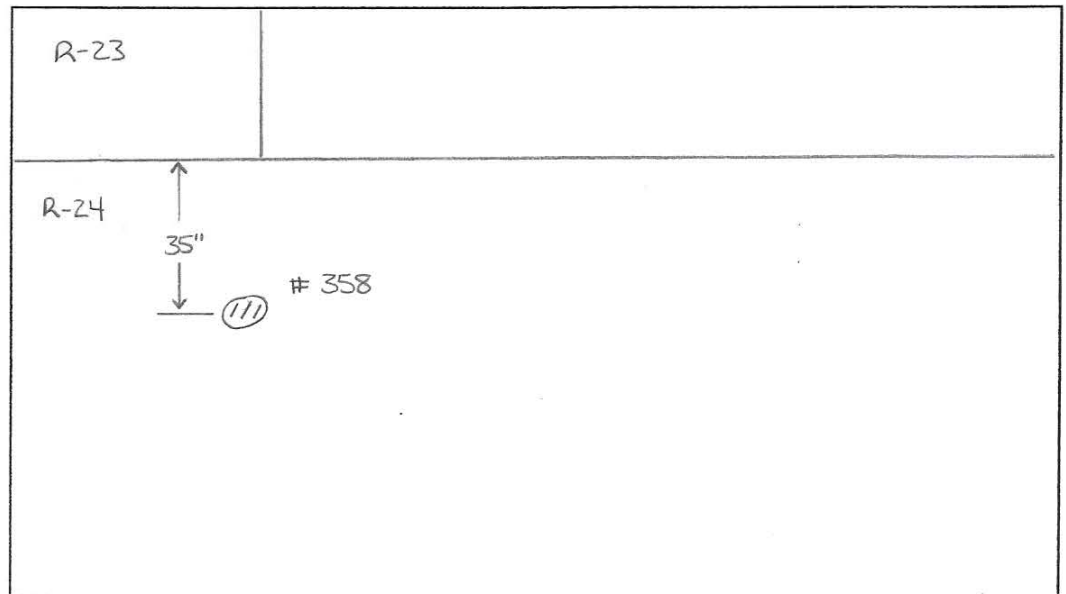


Tank Section: BARREL
Quadrant: A

Vertical Drop #: 15
Row #: 24

Course:
Plate #:

358 - TS GOUGE
0.180" Remaining



Drawing is not to scale

Date 4/19/06


TANK # 6 - QUADRANT A
 *Nominal Plate Thickness: 0.250"

Tank Section: BARREL
 Quadrant: A

Vertical Drop #: 15
 Row #: 2

Course:
 Plate #:

355-UC NOZZLE
 0.190" Remaining

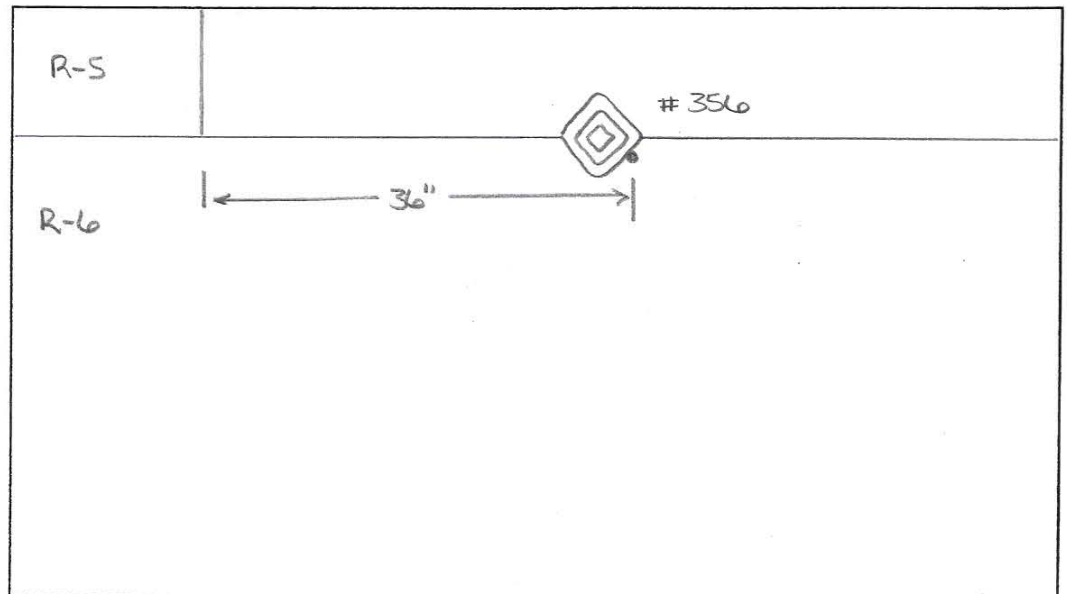


Tank Section: BARREL
 Quadrant: A

Vertical Drop #: 15
 Row #: 6

Course:
 Plate #:

356 - Pinhole 1/32" DIA.
 0.190" S.W.



Drawing is not to scale

Date 4/19/06

TANK # 6 - QUADRANT A
 *Nominal Plate Thickness: 0.250"

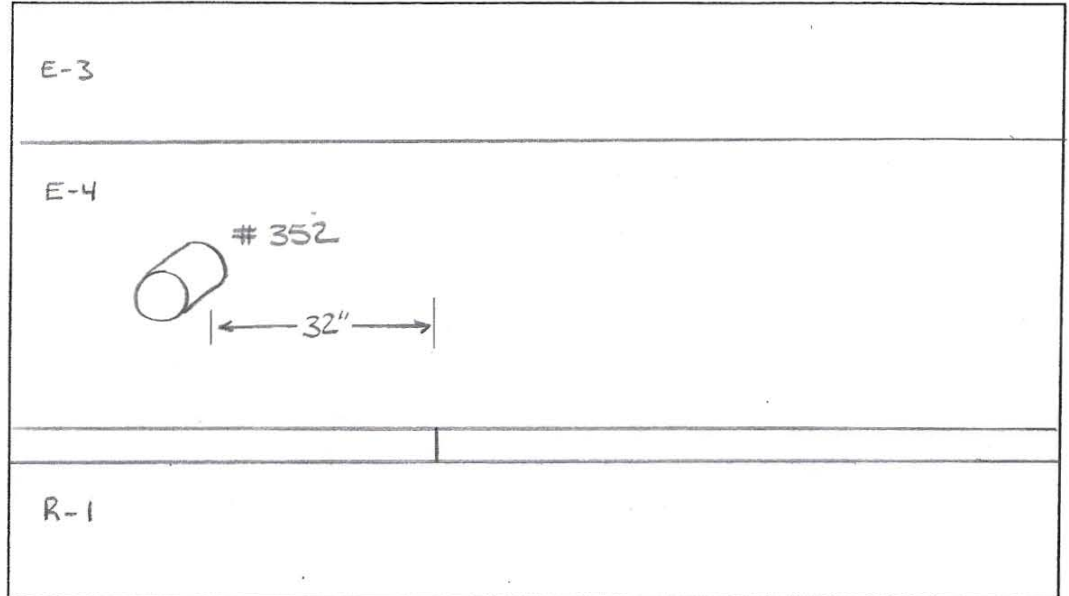
(EXTENSION)

Tank Section: BARREL
 Quadrant: A

Vertical Drop #: 15
 Row #: E-4

Course:
 Plate #:

352 - UC NOZZLE
 0.150" Remaining

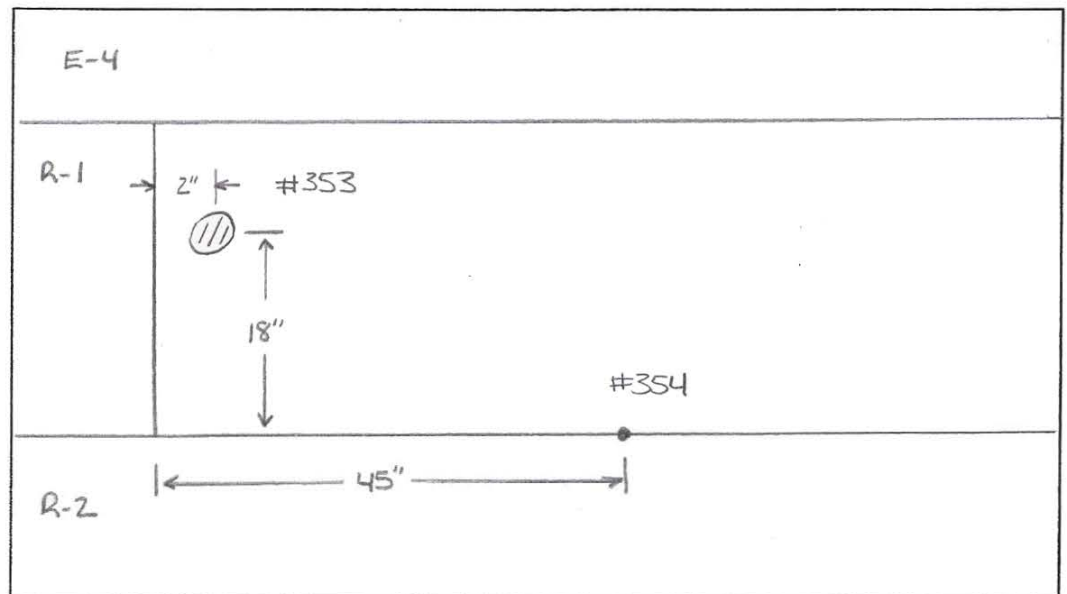


Tank Section: BARREL
 Quadrant: A

Vertical Drop #: 15
 Row #: 1

Course:
 Plate #:

353 - TS GOUGE
 0.200" Remaining
 354 - Pinhole 1/32" DIA.
 0.170" S.W.



Drawing is not to scale

Date 4/19/06

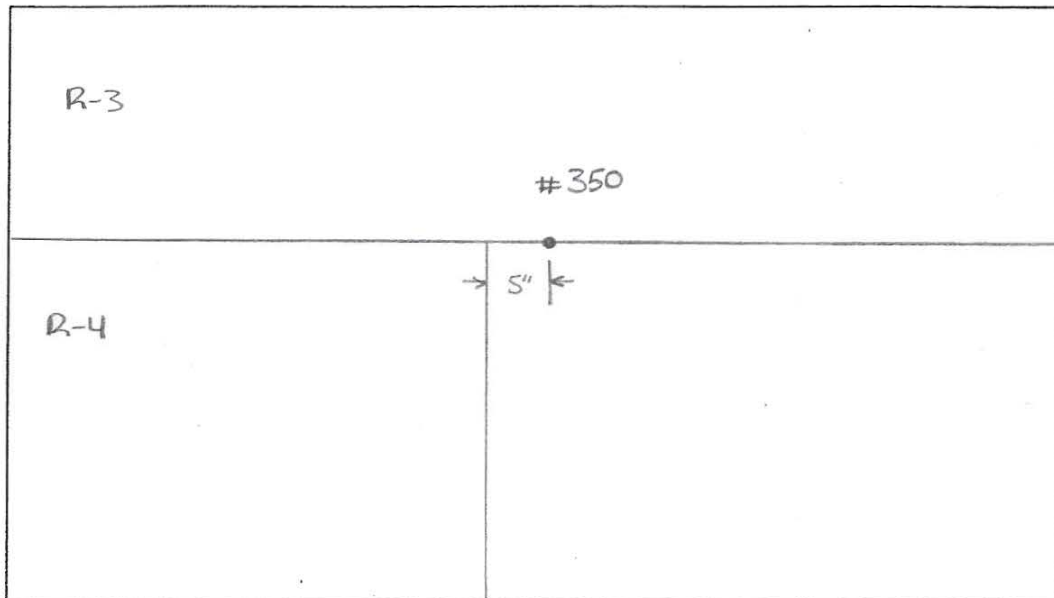
TANK # 6 - QUADRANT A
***Nominal Plate Thickness: 0.250"**

Tank Section: BARREL
Quadrant: A

Vertical Drop #: 14
Row #: 3/4

Course:
Plate #:

350 - Pinhole 1/32" DIA.
0.170" S.W.

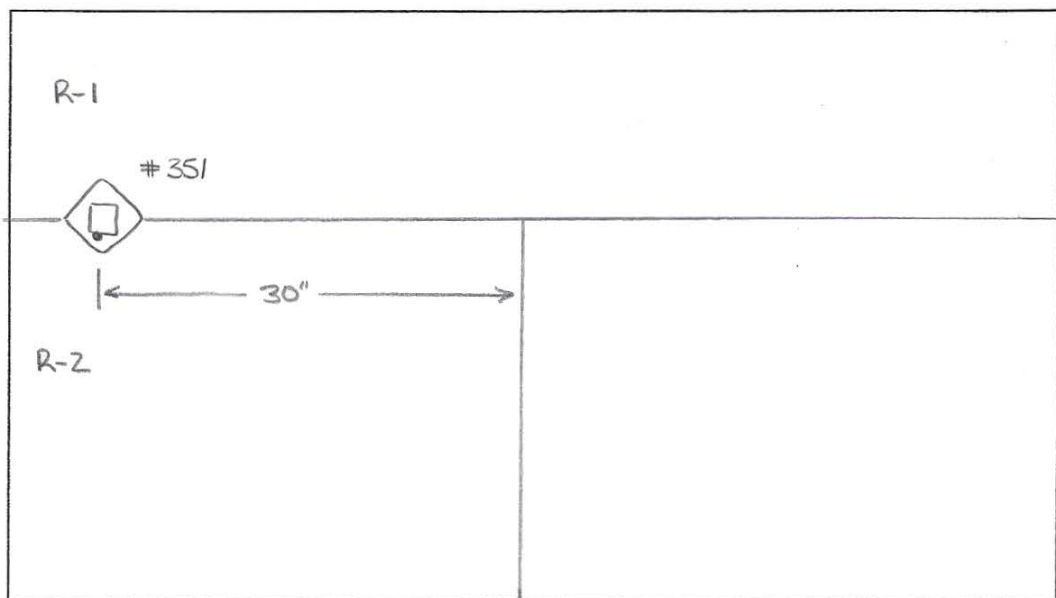


Tank Section: BARREL
Quadrant: A

Vertical Drop #: 14
Row #: 2

Course:
Plate #:

351 - Pinhole 1/32" DIA.
0.180" S.W.



Drawing is not to scale

Date 4/20/06

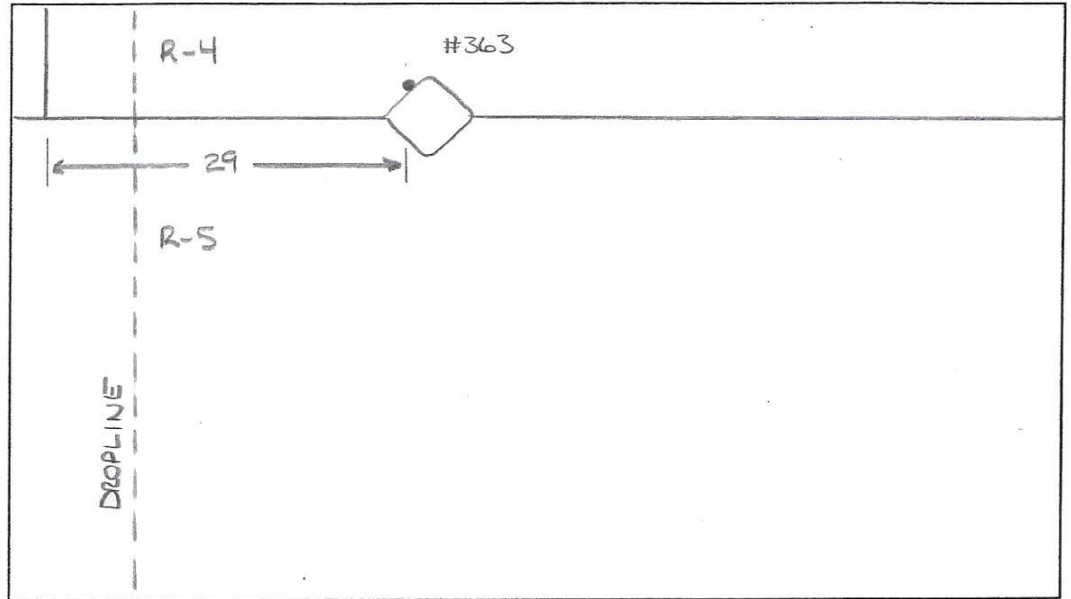
TANK # 6 - QUADRANT A
**Nominal Plate Thickness: 0.250"*

Tank Section: BARREL
Quadrant: A

Vertical Drop #: 16
Row #: 4

Course:
Plate #:

363 - Pinhole 1/32" DIA.
0.180" S.W.

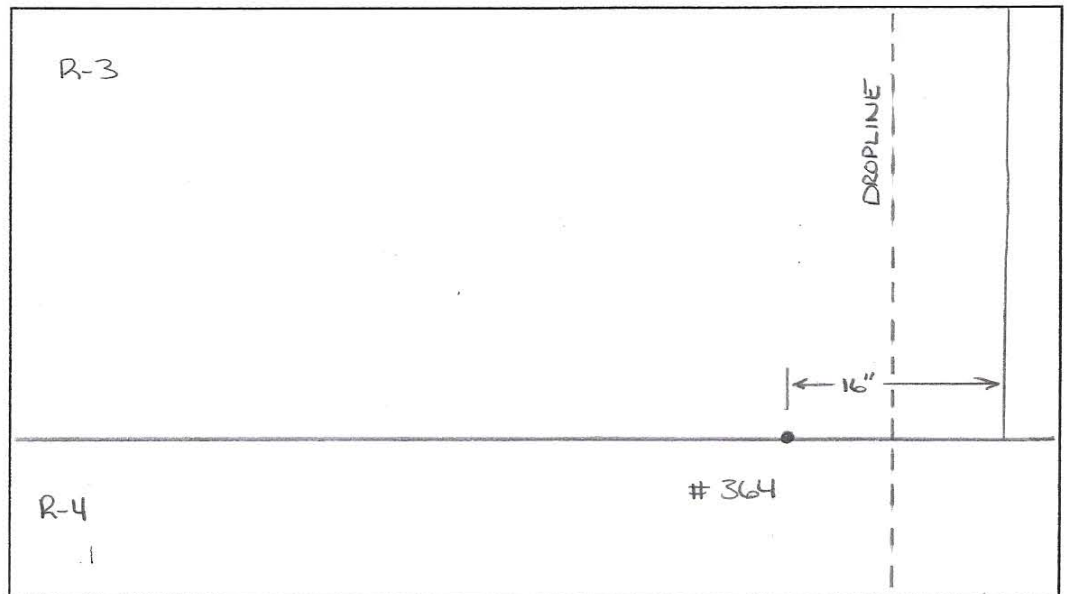


Tank Section: BARREL
Quadrant: A

Vertical Drop #: 16
Row #: 3

Course:
Plate #:

364 - Pinhole 1/32" DIA.
0.200" S.W.



Drawing is not to scale

Date 4/20/06

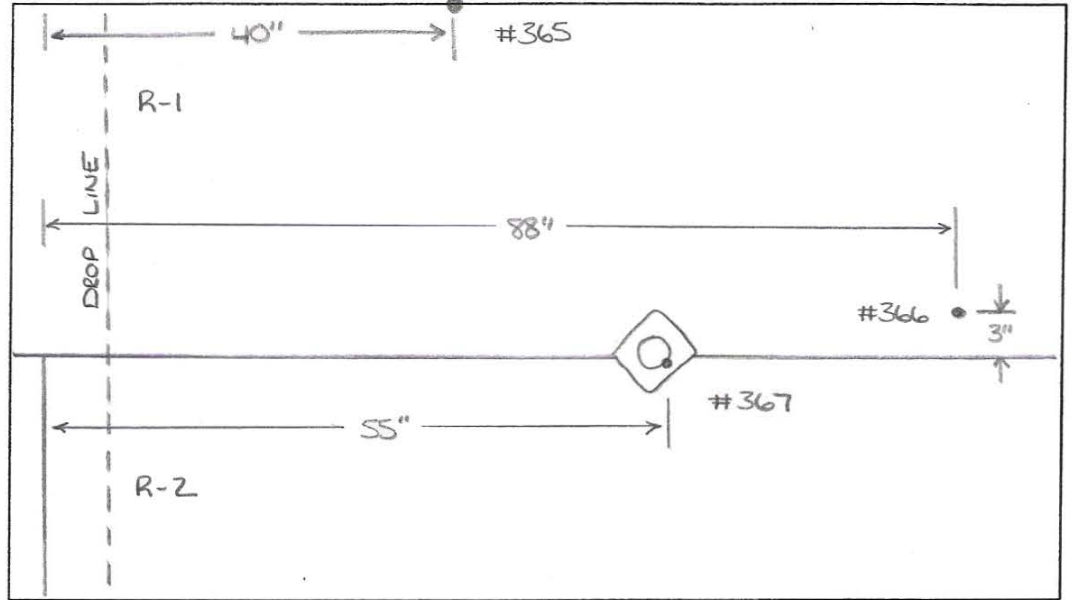
TANK # 6 - QUADRANT A
 *Nominal Plate Thickness: 0.250"

Tank Section: BARREL
 Quadrant: A

Vertical Drop #: 16
 Row #: 1

Course:
 Plate #:

- 365 - Pinhole 1/32" DIA.
NO S.W.
- 366 - Pinhole 1/32" DIA.
NO DEFECT
- 367 - Undercut
NO S.W.




(EXTENSION)

Tank Section: BARREL
 Quadrant: A

Vertical Drop #: 17
 Row #: E-4

Course:
 Plate #:

- 368 - Pinhole 1/32" DIA.
NO S.W.



Drawing is not to scale

Date 4/20/06

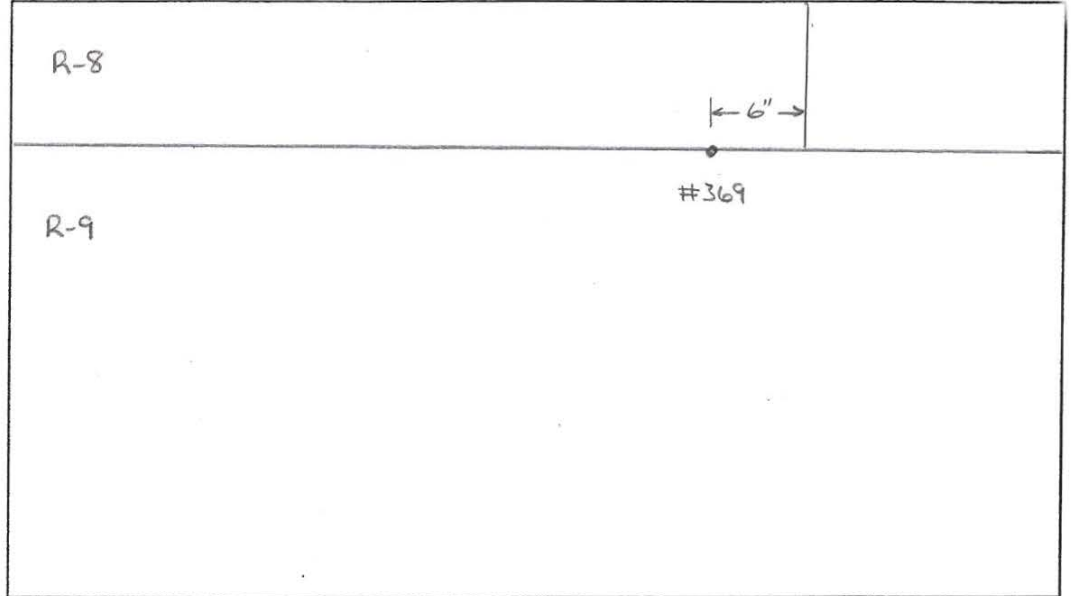
TANK # 6 - QUADRANT A
***Nominal Plate Thickness: 0.250"**

Tank Section: BARREL
Quadrant: A

Vertical Drop #: 17
Row #: 8/9

Course:
Plate #:

369 - Pinhole 1/32" DIA.
0.160" S.W.

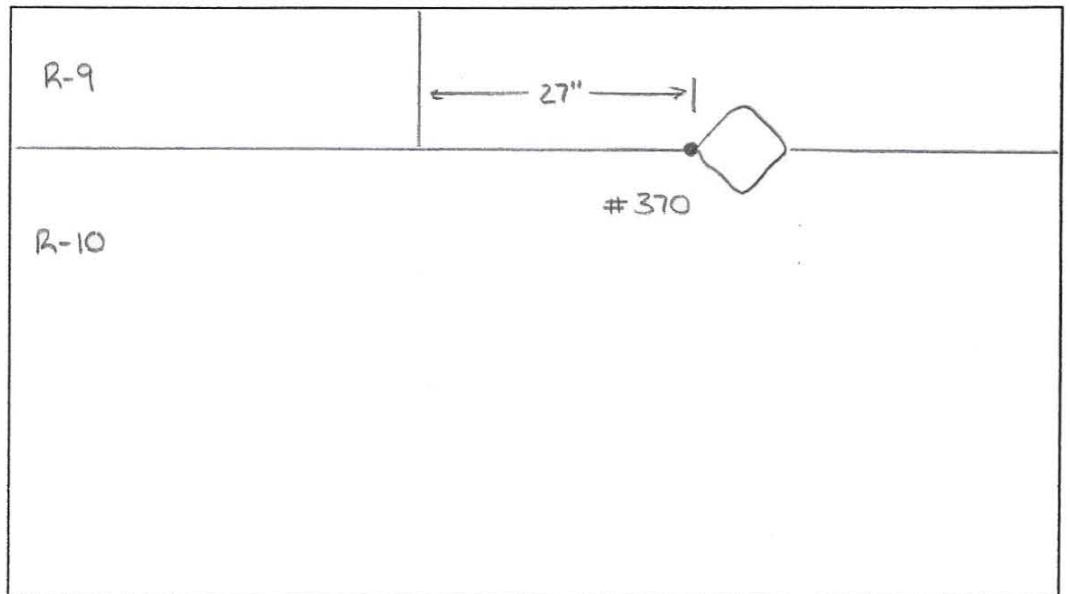


Tank Section: BARREL
Quadrant: A

Vertical Drop #: 18
Row #: 9/10

Course:
Plate #:

370 - Undercut
0.190" S.W.



Drawing is not to scale

Date 4/20/06

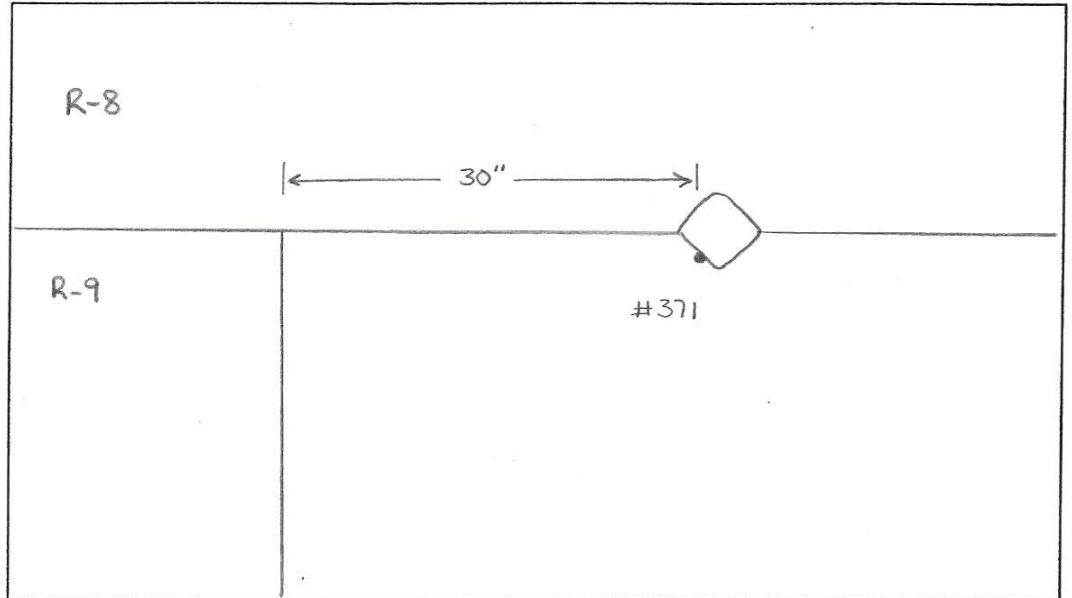
TANK # 6 - QUADRANT A
***Nominal Plate Thickness: 0.250"**

Tank Section: BARREL
Quadrant: A

Vertical Drop #: 18
Row #: 9

Course:
Plate #:

371 - Pinhole 1/32" DIA.
NO Detect

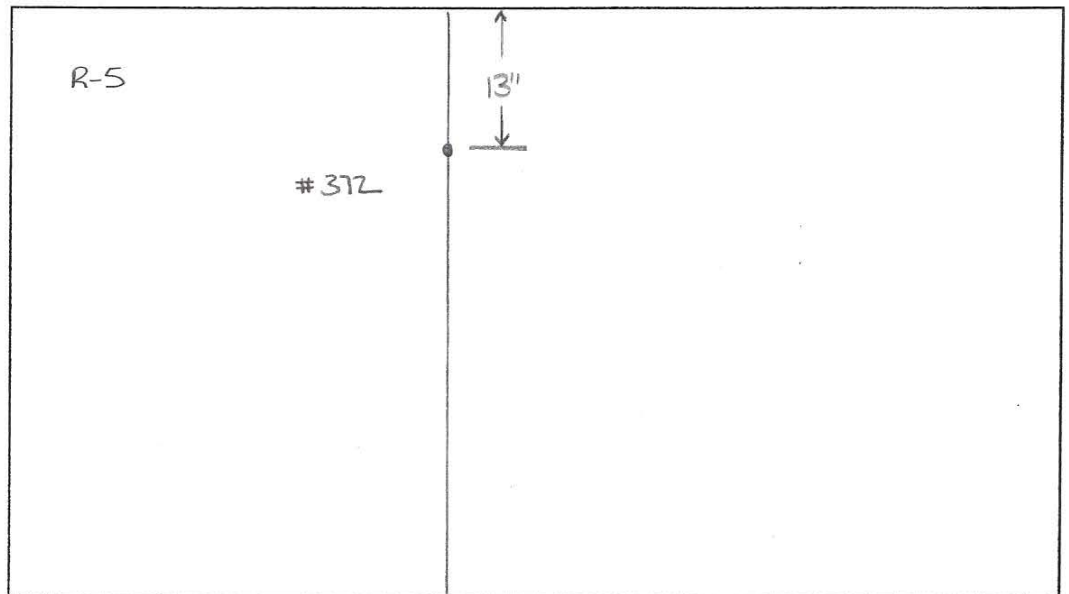


Tank Section: BARREL
Quadrant: A

Vertical Drop #: 18
Row #: 5

Course:
Plate #:

372 - Pinhole 1/32" DIA.
0.190" S.W.



Drawing is not to scale

Date 4/24/06

TANK # 6 - QUADRANT A
***Nominal Plate Thickness: 0.250"**

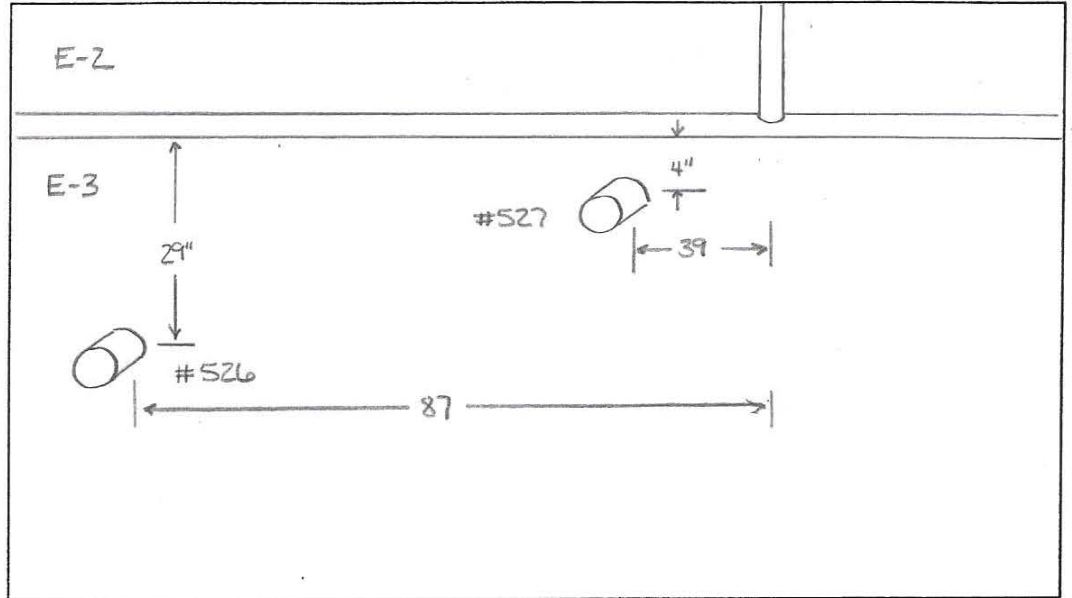
Tank Section: EXTENSION
Quadrant: A

Vertical Drop #: 12
Row #: E-3

Course:
Plate #:

526 - UC NOZZLE
0.195" Remaining

527 - UC NOZZLE
0.195" Remaining

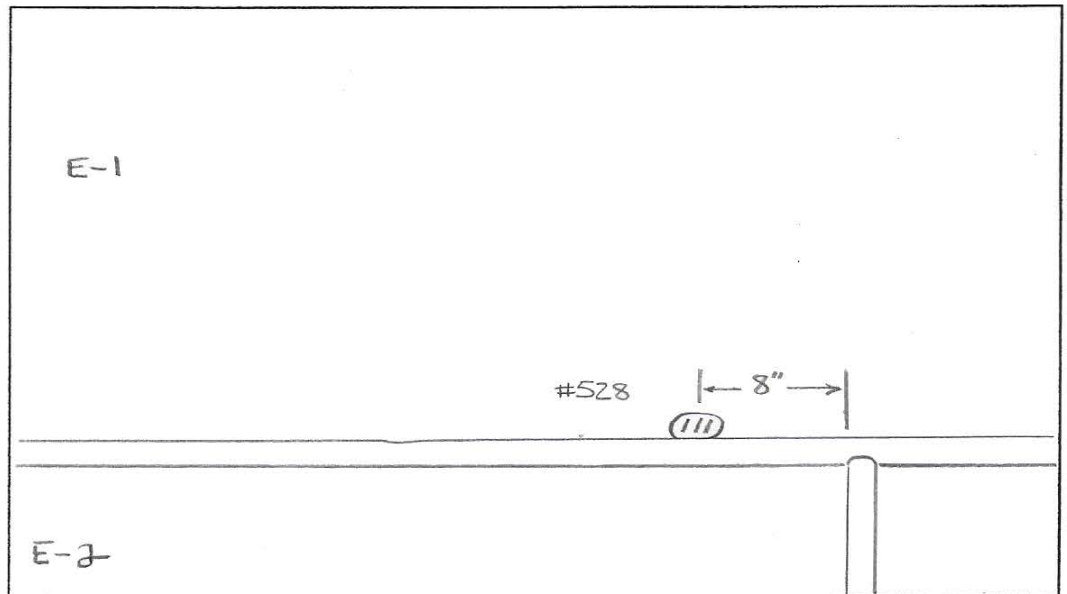


Tank Section: EXTENSION
Quadrant: A

Vertical Drop #: 12
Row #: E-1

Course:
Plate #:

528 - DENT



Drawing is not to scale

Date 4/24/06

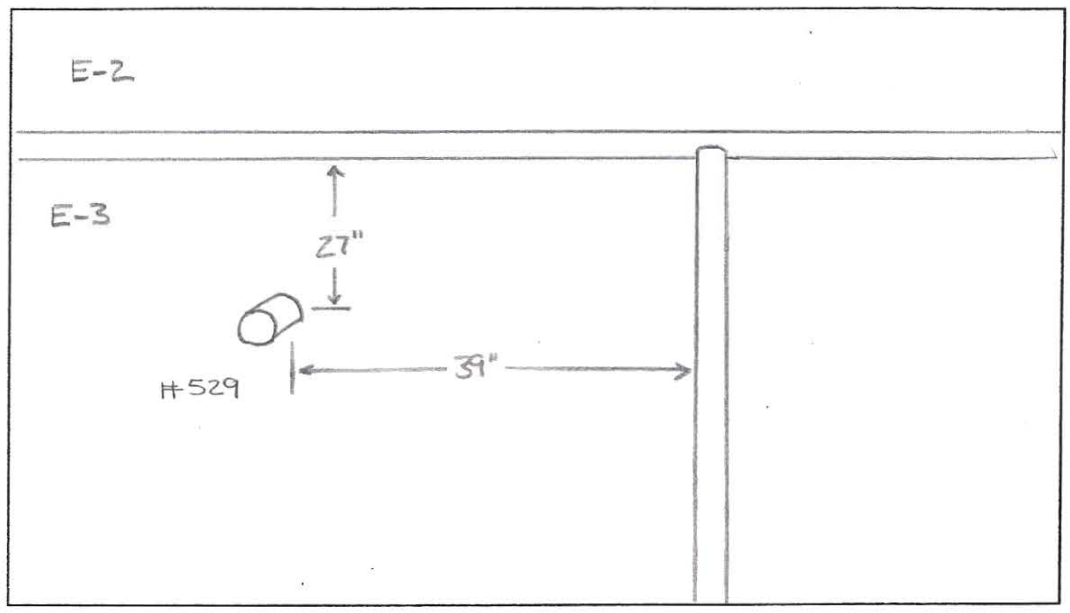
TANK # 6 - QUADRANT A
 *Nominal Plate Thickness: 0.250"

Tank Section: EXTENSION
Quadrant: A

Vertical Drop #: 13
Row #: E-3

Course:
Plate #:

529 - UC NOZZLE
 0.190" Remaining

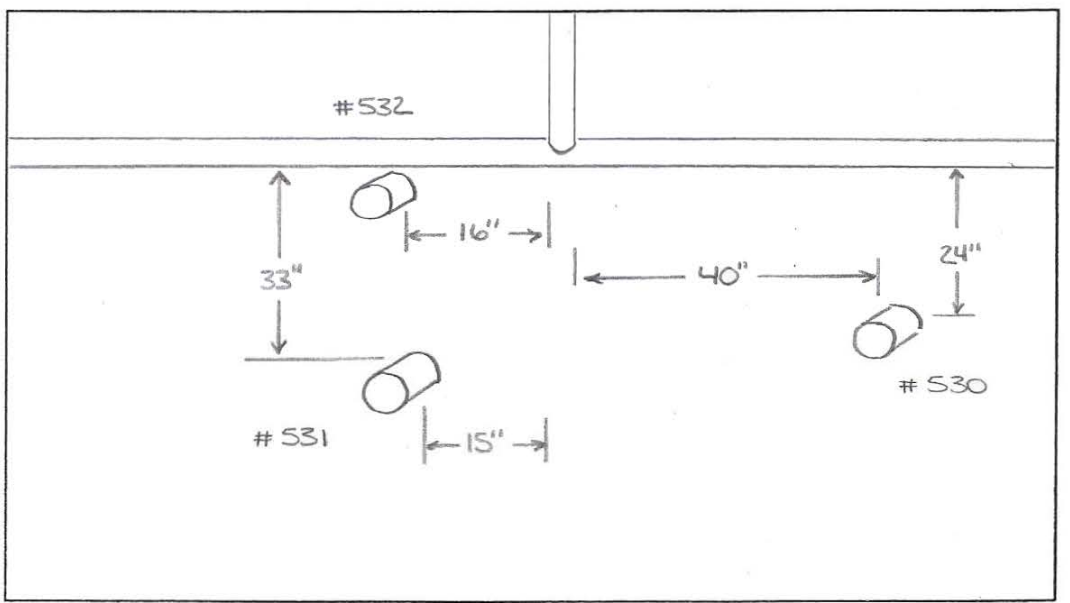


Tank Section: EXTENSION
Quadrant: A

Vertical Drop #: 14
Row #: E-3

Course:
Plate #:

530 - UC NOZZLE
 0.190" Remaining
 531 - UC NOZZLE
 0.195" Remaining
 532 - UC NOZZLE
 0.200" Remaining



Drawing is not to scale

Date 4/24/06

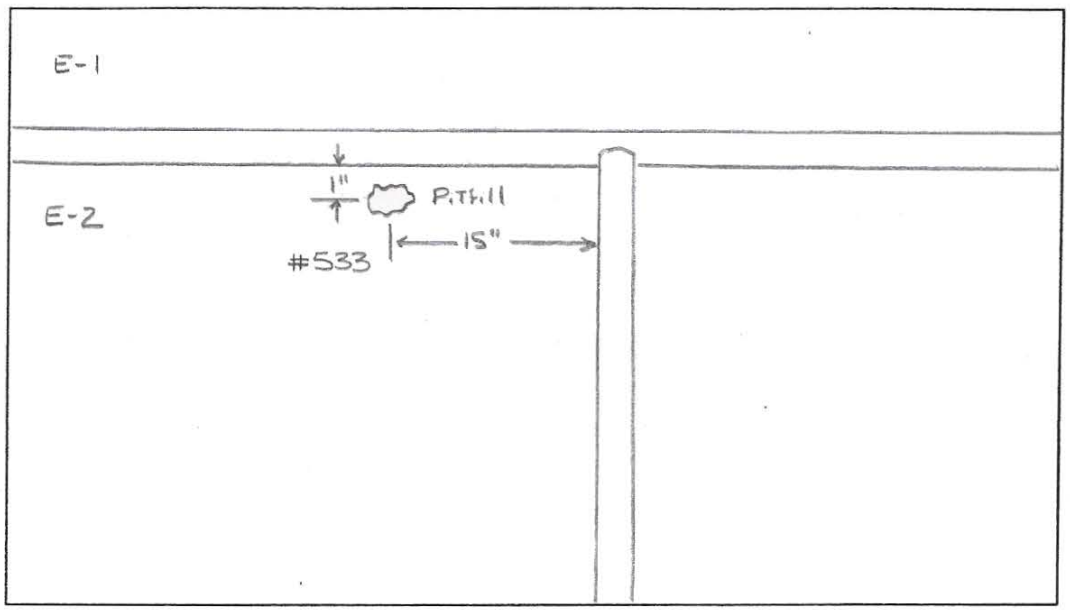
TANK # 6 - QUADRANT A
**Nominal Plate Thickness: 0.250"*

Tank Section: EXTENSION
Quadrant: A

Vertical Drop #: 14
Row #: E-2

Course:
Plate #:


533 - Pinhole Cluster



Tank Section:
Quadrant:

Vertical Drop #:
Row #:

Course:
Plate #:



Drawing is not to scale

Date _____

TANK # 6 - QUADRANT

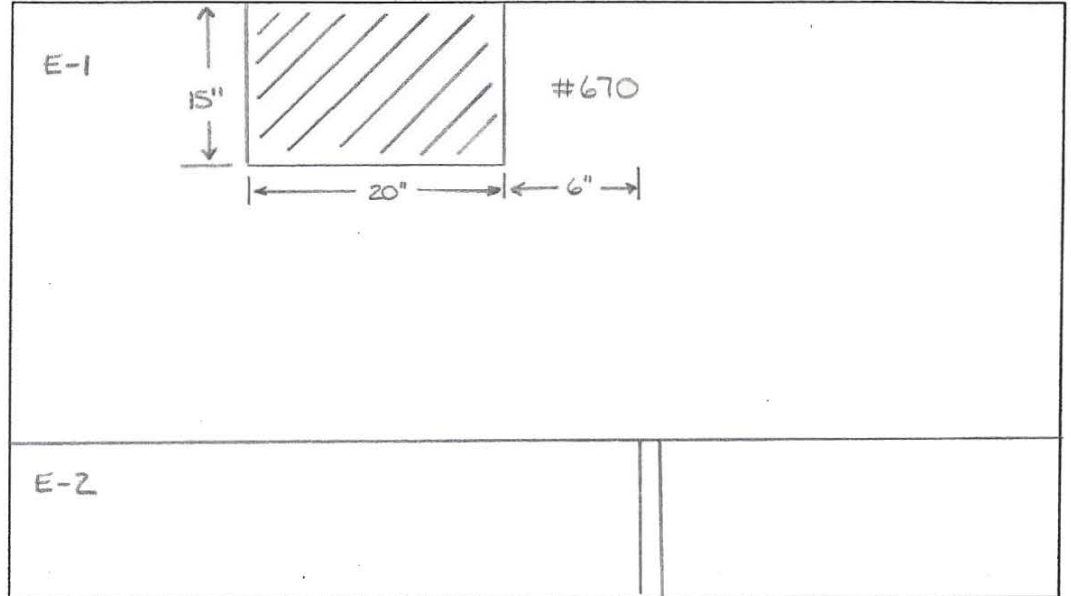
***Nominal Plate Thickness: 0.250"**

Tank Section: EXTENSION
Quadrant: A

Vertical Drop #: 14
Row #: E-1

Course:
Plate #:

670 - UC
 0.170" Remaining



Tank Section: UPPER DOME
Quadrant: A

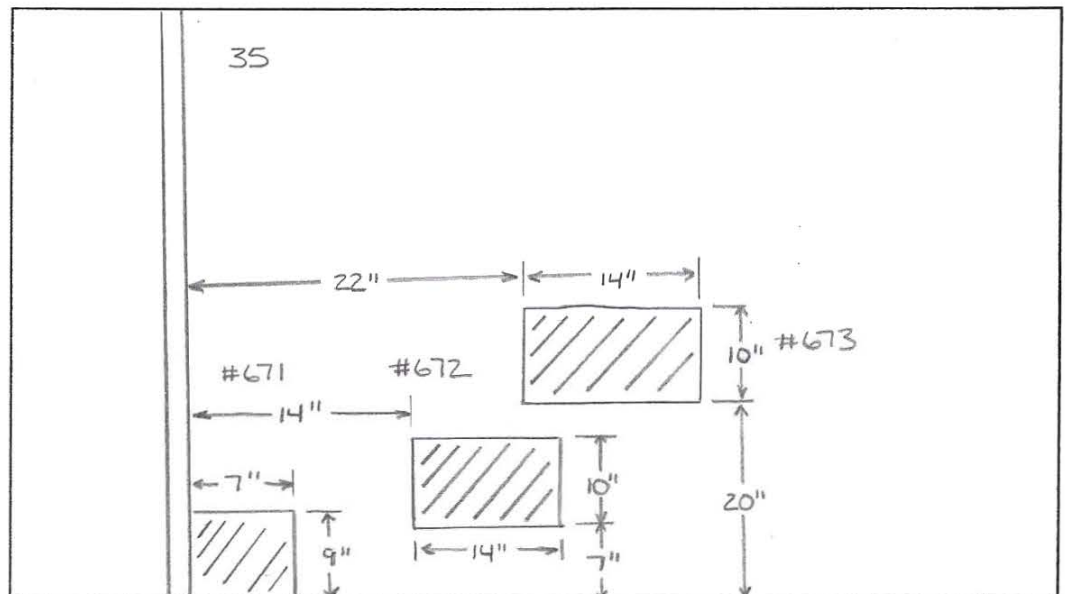
Vertical Drop #:
Row #:

Course: A
Plate #: 35

671 - UC
 0.190" Remaining

672 - UC
 0.190" Remaining

673 - UC
 0.200" Remaining



Drawing is not to scale

Date 4/25/06


TANK # 6 - QUADRANT A
 *Nominal Plate Thickness: 0.250"

Tank Section: EXTENSION
Quadrant: A

Vertical Drop #: 15
Row #: E-3

Course:
Plate #:

572-UC NOZZLE
 0.195" Remaining



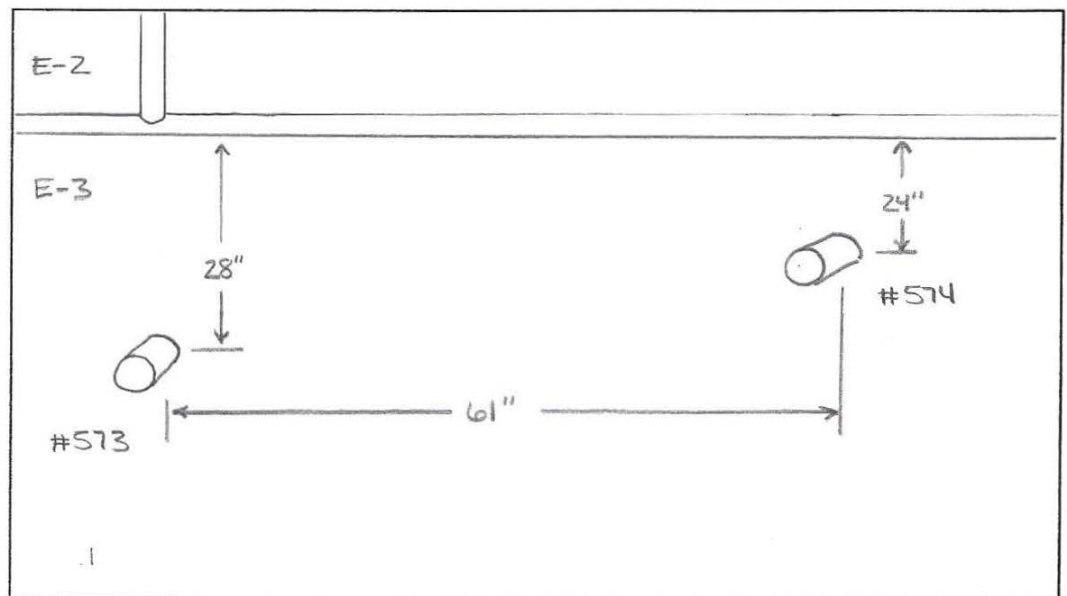
Tank Section: EXTENSION
Quadrant: A

Vertical Drop #: 16
Row #: E-3

Course:
Plate #:

573-UC NOZZLE
 0.195" Remaining

574-UC NOZZLE
 0.190" Remaining



Drawing is not to scale

Date 4/25/06

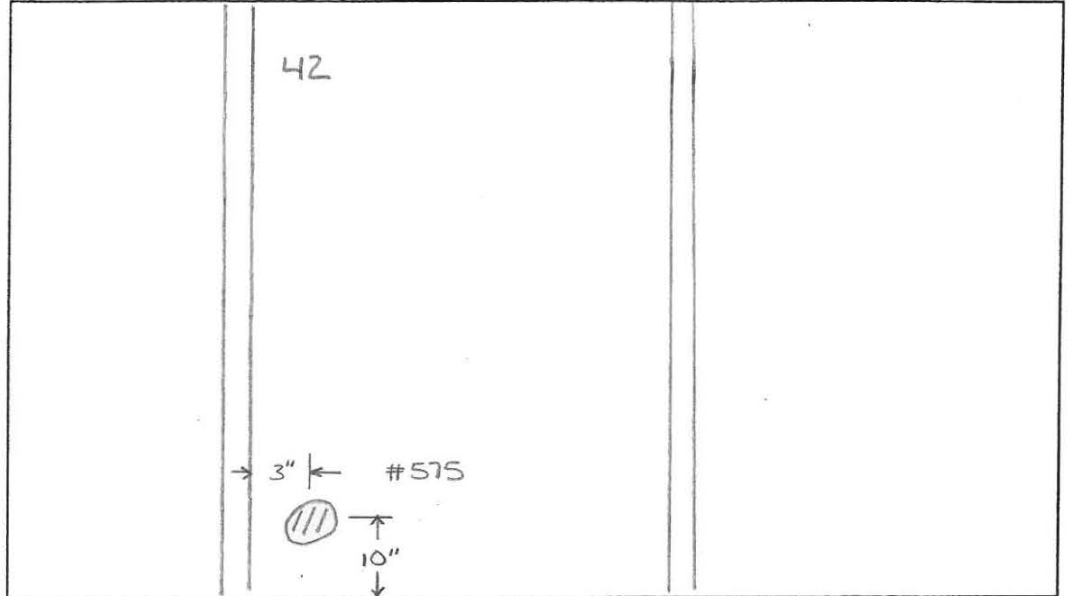
TANK # 6 - QUADRANT A
***Nominal Plate Thickness: 0.250"**

Tank Section: UPPER DOME
Quadrant: A

Vertical Drop #:
Row #:

Course: A
Plate #: 42

575 - DENT

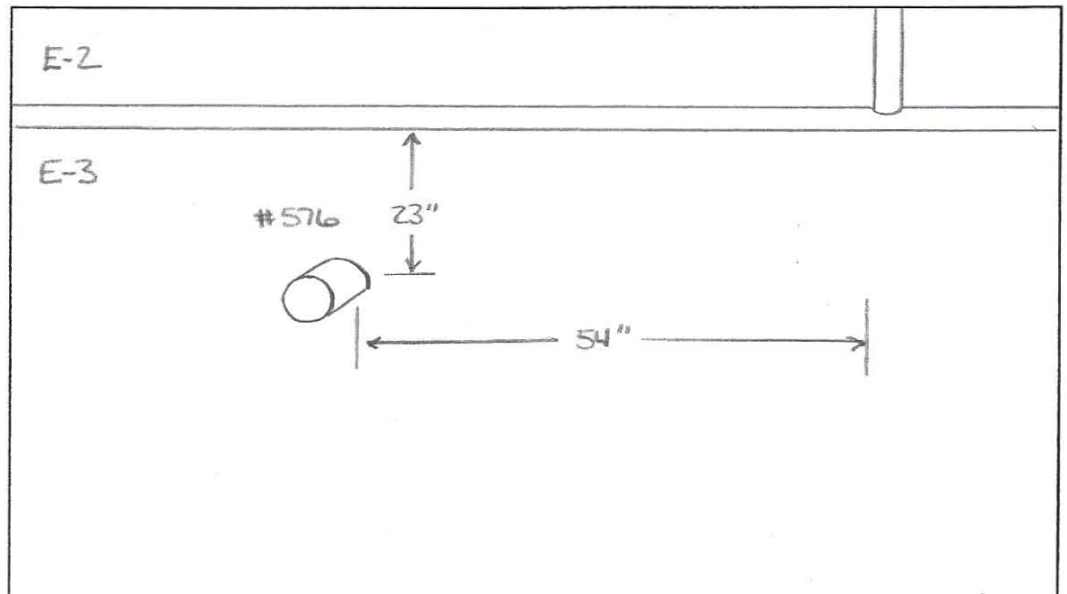


Tank Section: EXTENSION
Quadrant: A

Vertical Drop #: 17
Row #: E-3

Course:
Plate #:

576 - UC NOZZLE
0.195" Remaining



Drawing is not to scale

Date 4/25/06

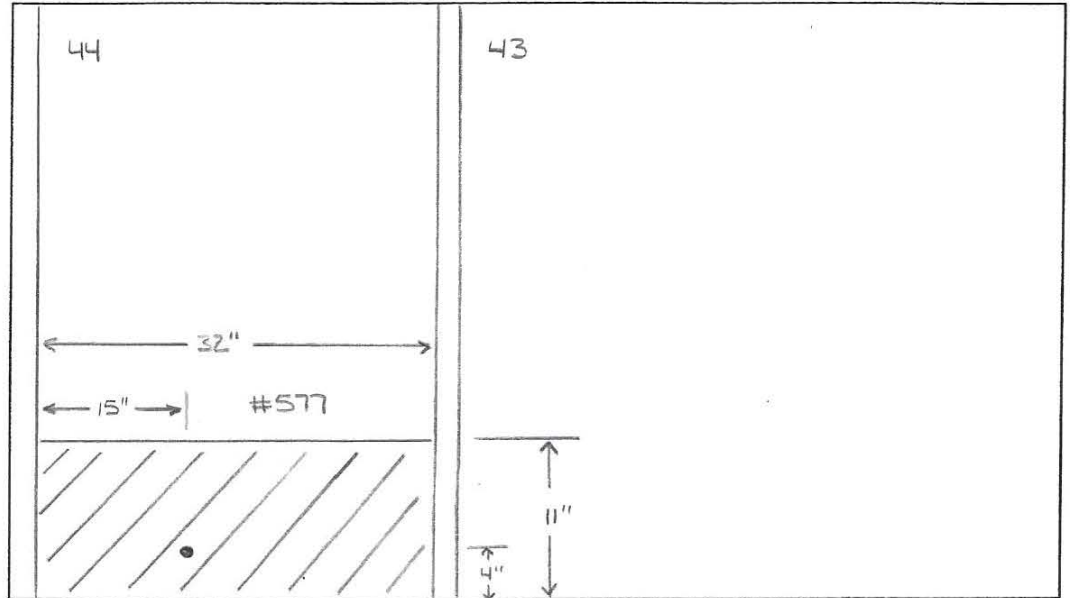
TANK # 6 - QUADRANT A
 *Nominal Plate Thickness: 0.250"

Tank Section: UPPERDOME
Quadrant: A

Vertical Drop #:
Row #:

Course: A
Plate #: 44

577 - UC
 0.180" Remaining



Tank Section: UPPERDOME
Quadrant: A

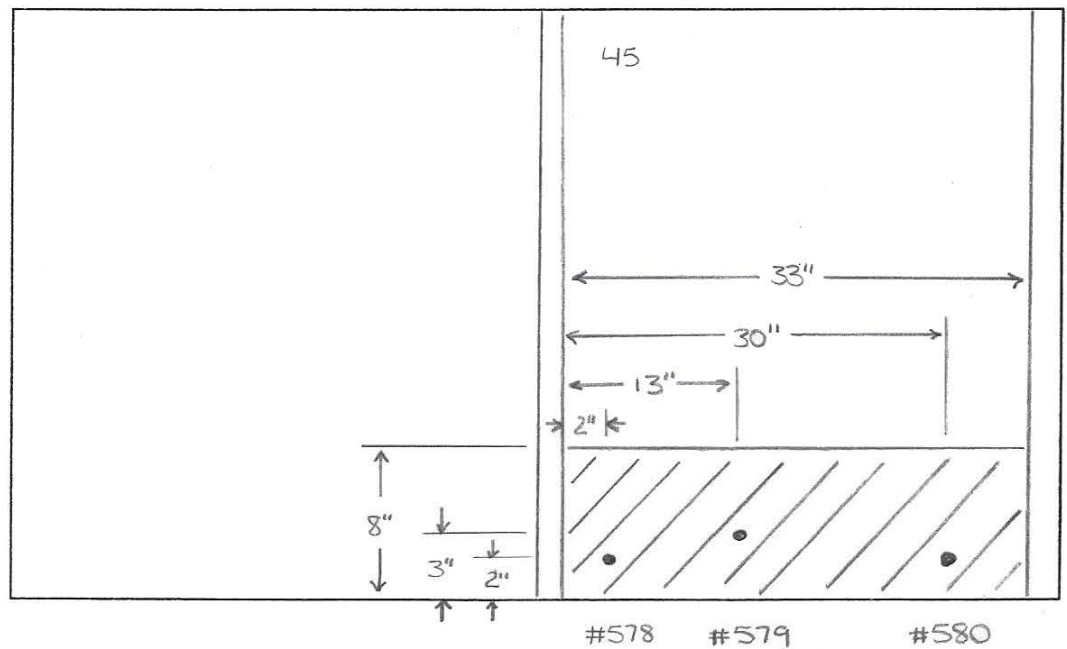
Vertical Drop #:
Row #:

Course: A
Plate #: 45

578 - UC
 0.170" Remaining

579 - UC
 0.160" Remaining

580 - UC
 0.175" Remaining



Drawing is not to scale

Date 4/25/06

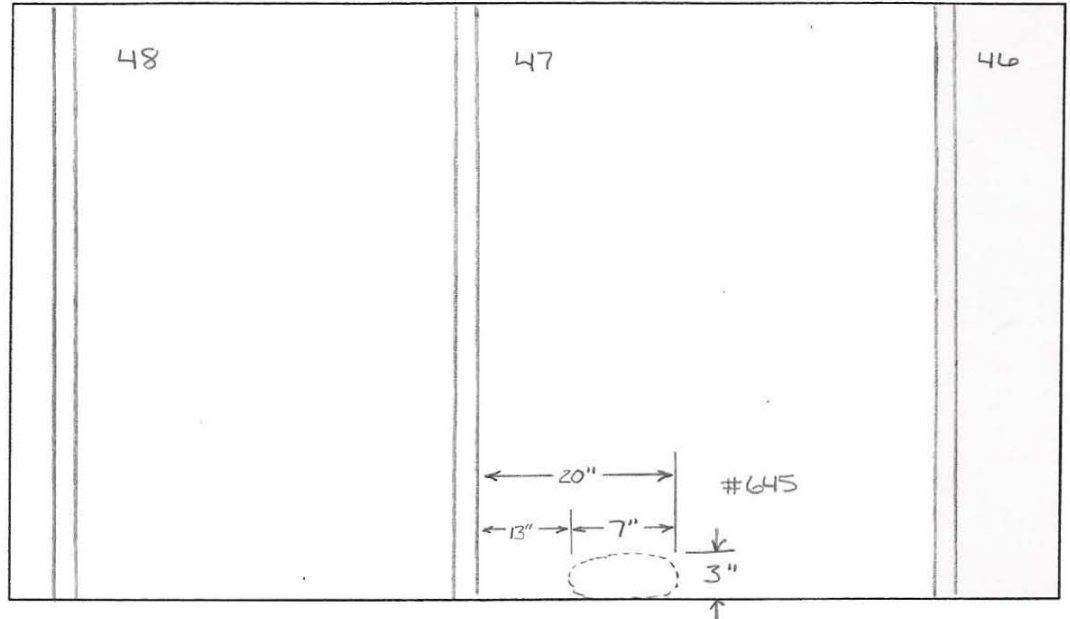
TANK # 6 - QUADRANT A
***Nominal Plate Thickness: 0.250"**

Tank Section: UPPER DOME
Quadrant: A

Vertical Drop #:
Row #:

Course: A
Plate #: 47

645 - TS Pitting
0.160" Remaining

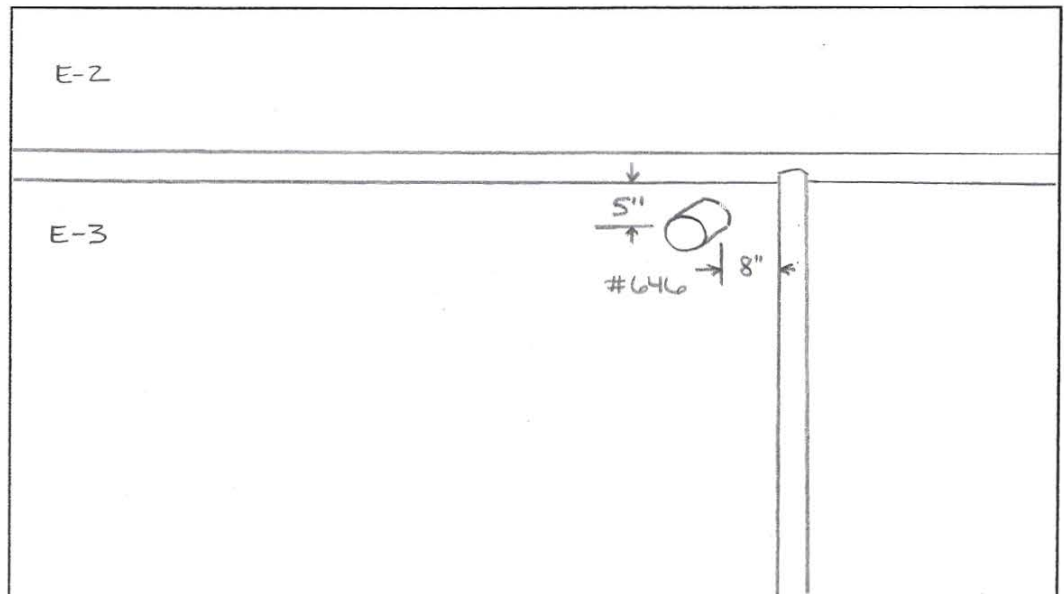


Tank Section: EXTENSION
Quadrant: A

Vertical Drop #: 18
Row #: E-3

Course:
Plate #:

646 - UC NOZZLE
0.170" Remaining



Drawing is not to scale

Date 4/25/06

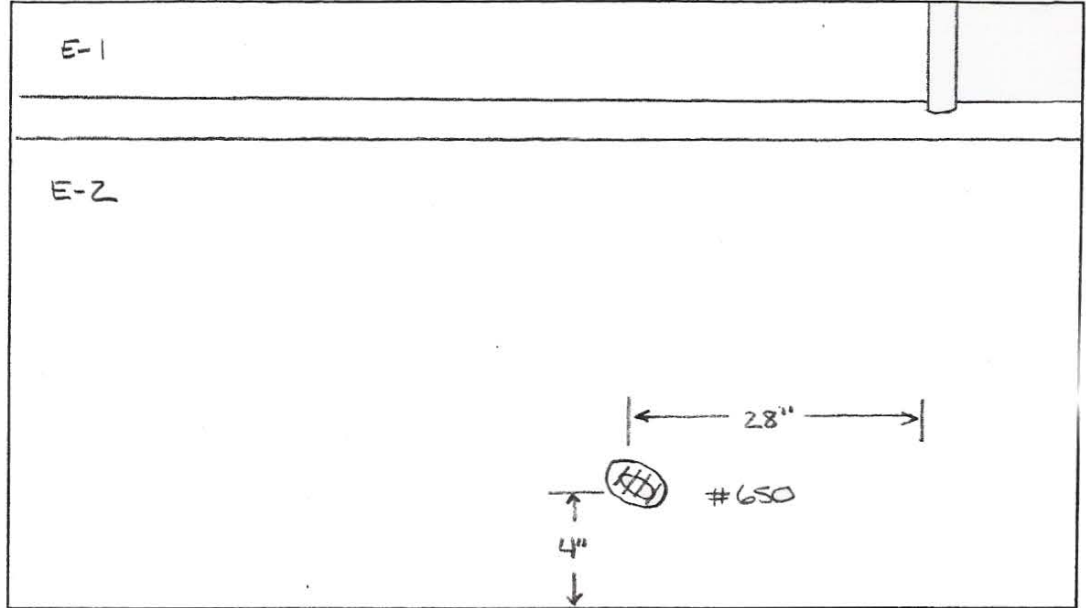
TANK # 6 - QUADRANT A
***Nominal Plate Thickness: 0.250"**

Tank Section: EXTENSION
Quadrant: A

Vertical Drop #: 20
Row #: E-2

Course:
Plate #:


650-DENT



Tank Section:
Quadrant:

Vertical Drop #:
Row #:

Course:
Plate #:



Drawing is not to scale

Date 4/25/06

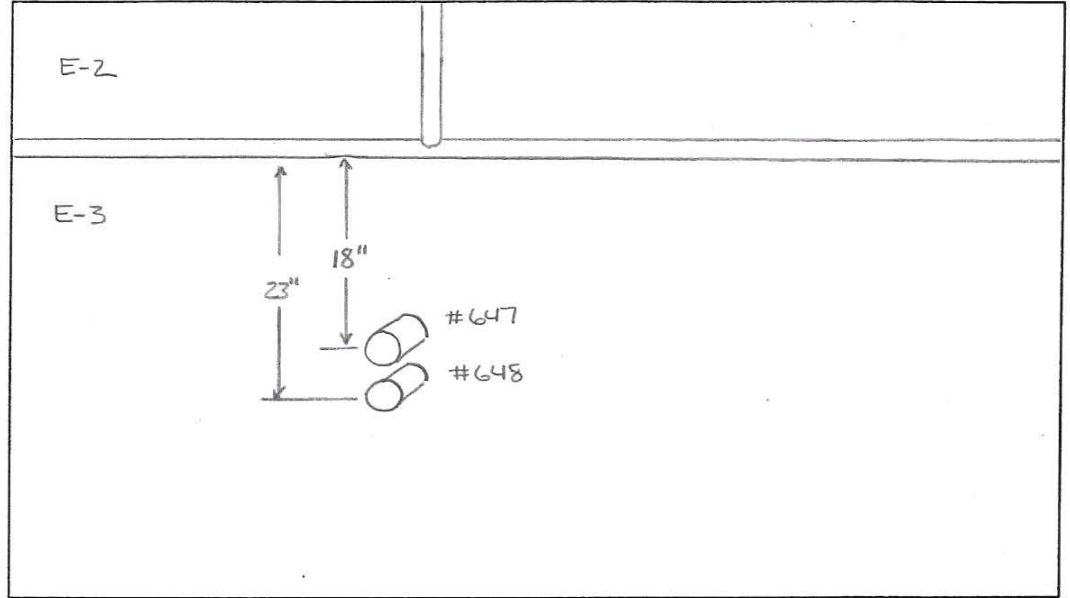
TANK # 6 - QUADRANT A
 *Nominal Plate Thickness: 0.250"

Tank Section: EXTENSION
Quadrant: A

Vertical Drop #: 19
Row #: E-3

Course:
Plate #:

- 647 - UC NOZZLE
 0.195" Remaining
- 648 - UC NOZZLE
 0.190" Remaining

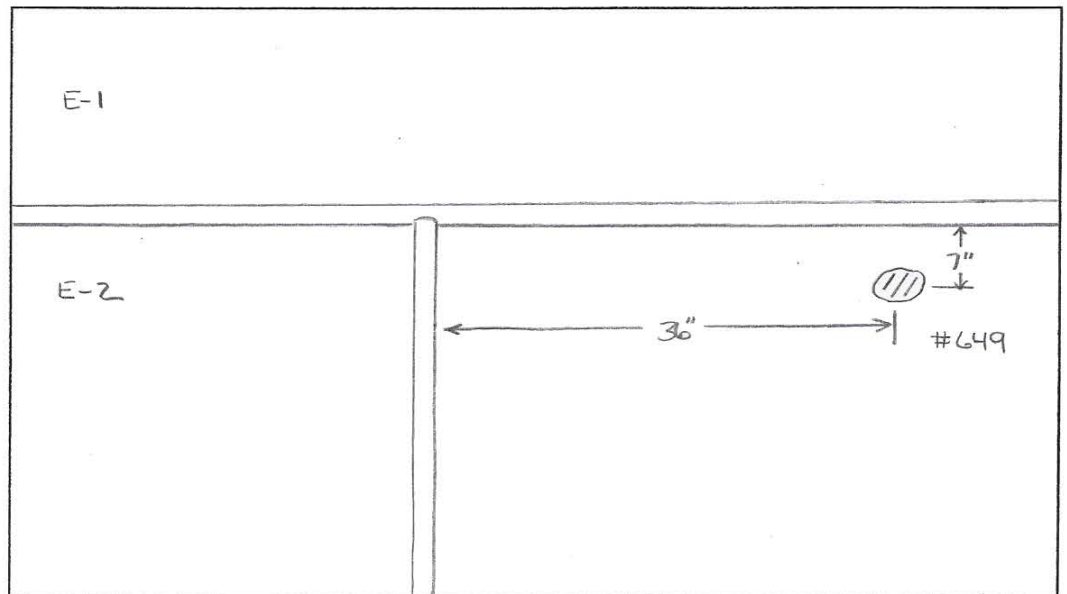


Tank Section: EXTENSION
Quadrant: A

Vertical Drop #: 19
Row #: E-2

Course:
Plate #:

649 - Dent



Drawing is not to scale

Date 4/26/06

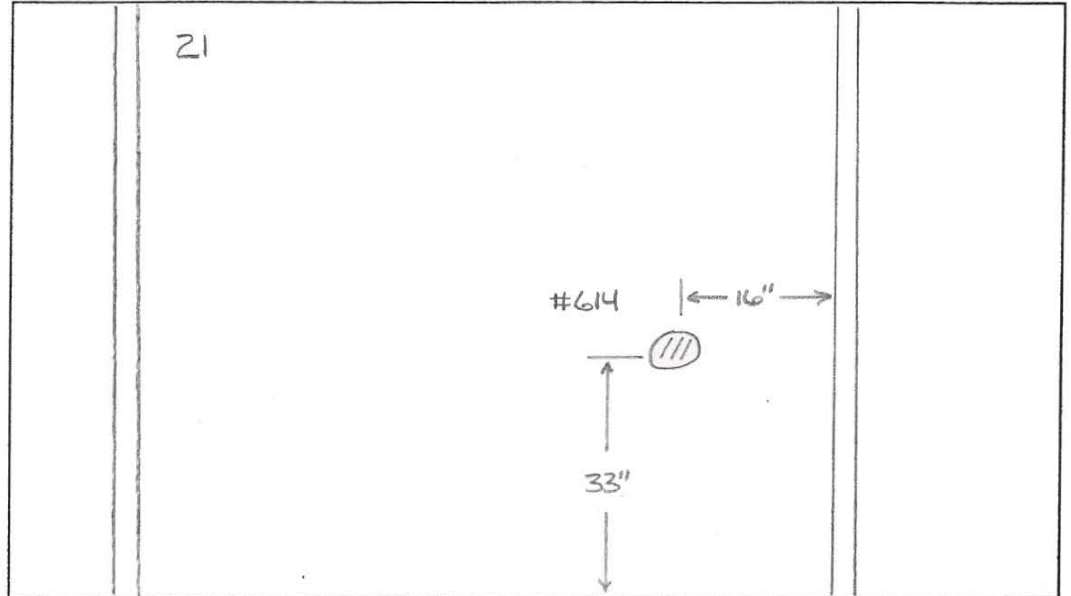
TANK # 6 - QUADRANT A
***Nominal Plate Thickness: 0.250"**

Tank Section: UPPERDOME
Quadrant: A

Vertical Drop #:
Row #:

Course: B
Plate #: 21

614 - TS Pitting
0.180" Remaining

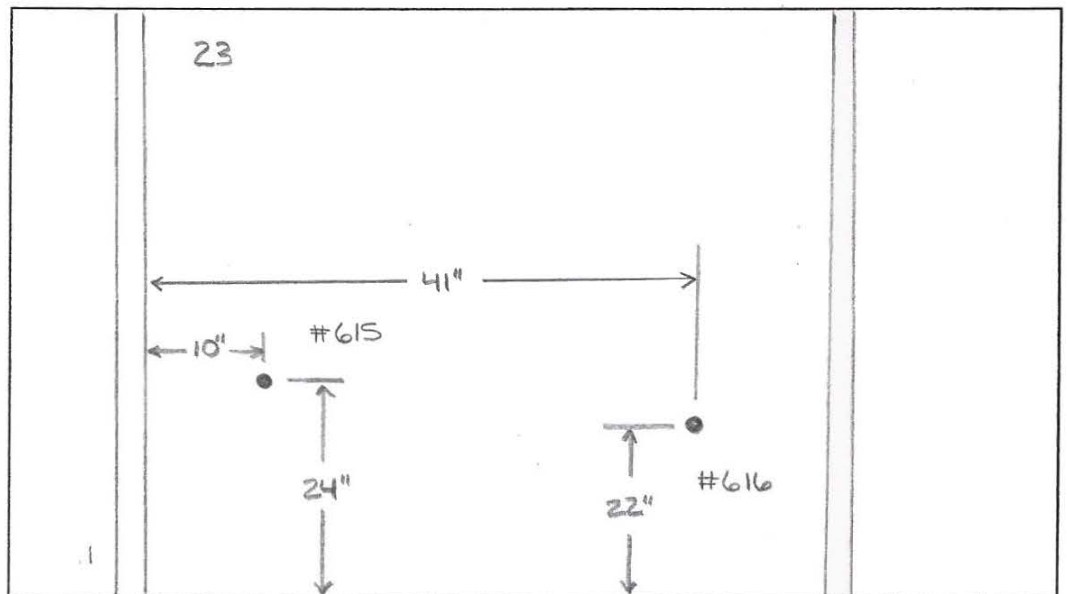


Tank Section: UPPERDOME
Quadrant: A

Vertical Drop #:
Row #:

Course: B
Plate #: 23

615 - TS Pitting
0.180" Remaining
616 - TS Pitting
0.170" Remaining



Drawing is not to scale

Date 4/26/06

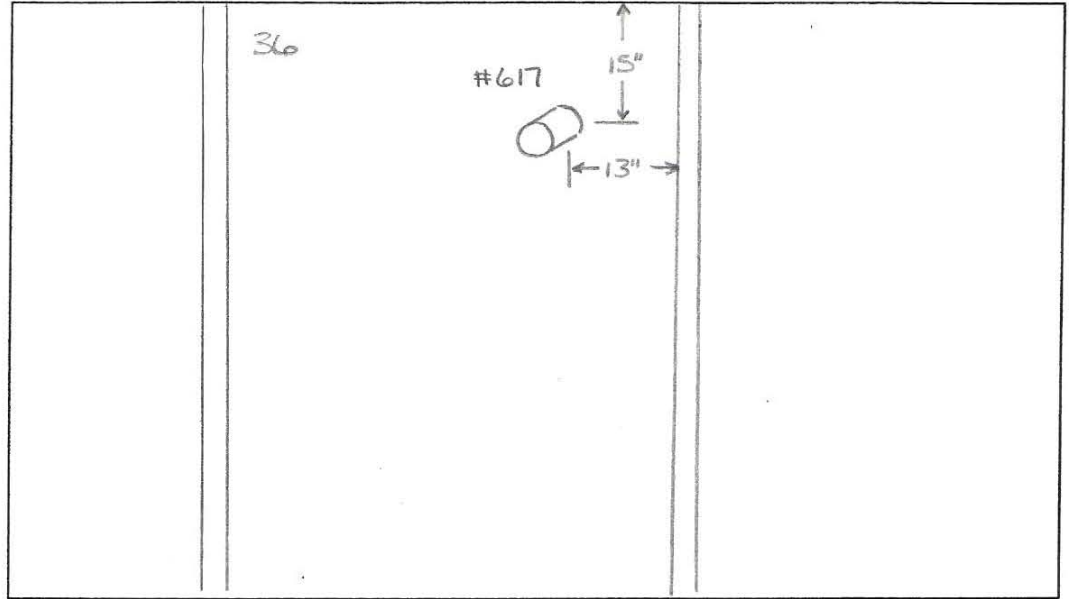
TANK # 6 - QUADRANT A
***Nominal Plate Thickness: 0.250"**

Tank Section: UPPER DOME
Quadrant: A

Vertical Drop #:
Row #:

Course: A
Plate #: 36

617-UC NOZZLE
0.190" Remaining

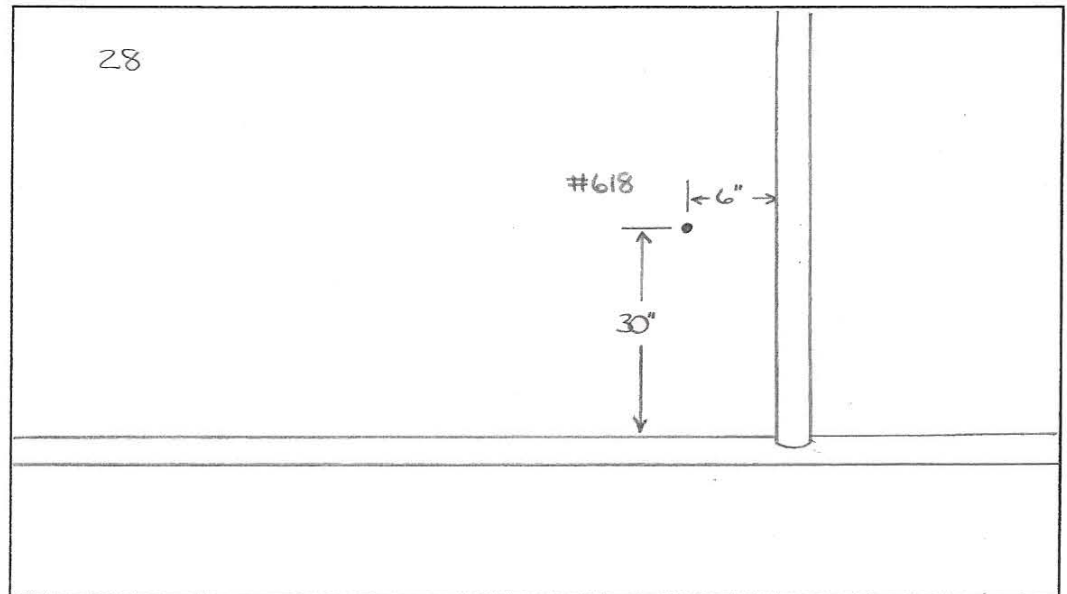


Tank Section: UPPER DOME
Quadrant: A

Vertical Drop #:
Row #:

Course: B
Plate #: 28

618-TS Pitting
0.170" Remaining



Drawing is not to scale

Date 4/26/06

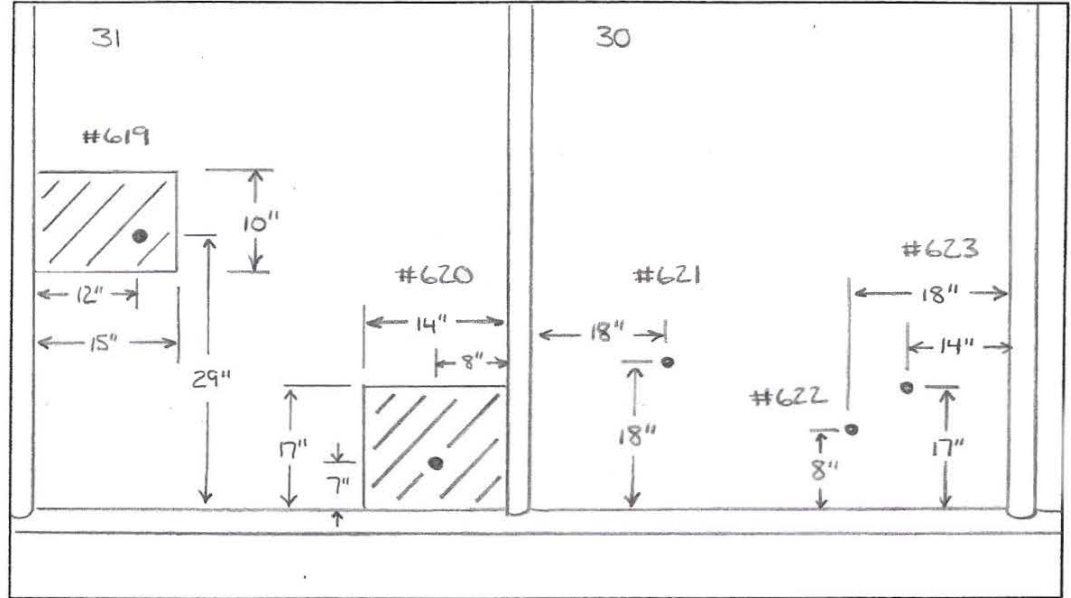
TANK # 6 - QUADRANT A
 *Nominal Plate Thickness: 0.250"

Tank Section: UPPERDOME
Quadrant: A

Vertical Drop #:
Row #:

Course: B
Plate #: 31, 30

- 619 - UC
0.175" Remaining
- 620 - UC
0.175" Remaining
- 621 - TS Pitting
0.180" Remaining
- 622 - TS Pitting
0.185" Remaining
- 623 - TS Pitting
0.190" Remaining

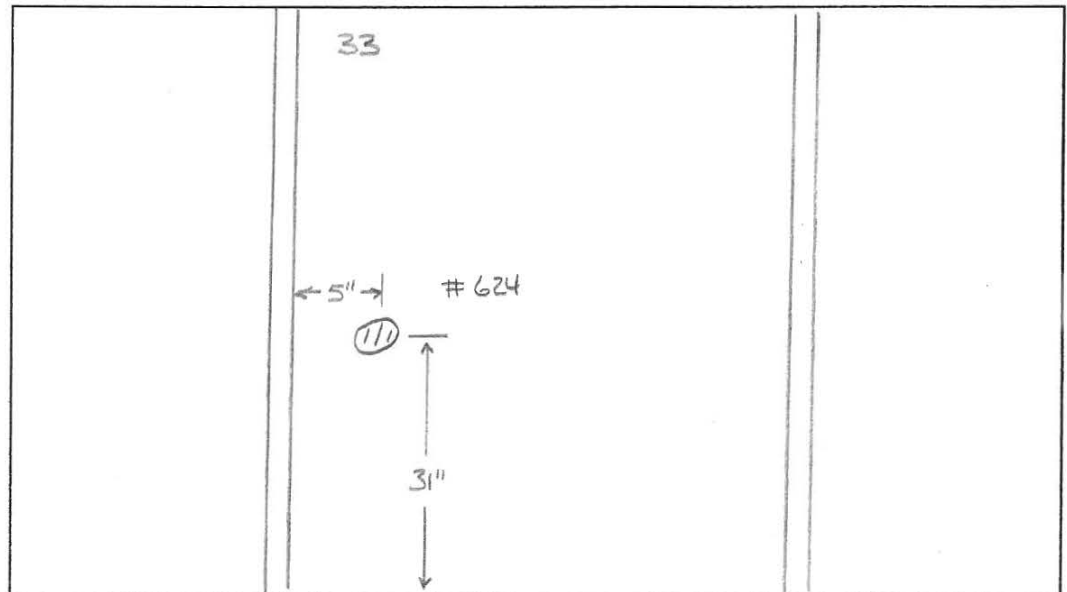


Tank Section: UPPERDOME
Quadrant: A

Vertical Drop #:
Row #:

Course: B
Plate #: 33

- 624 - TS GOUGE
0.175" Remaining



Drawing is not to scale

Date 4/26/06

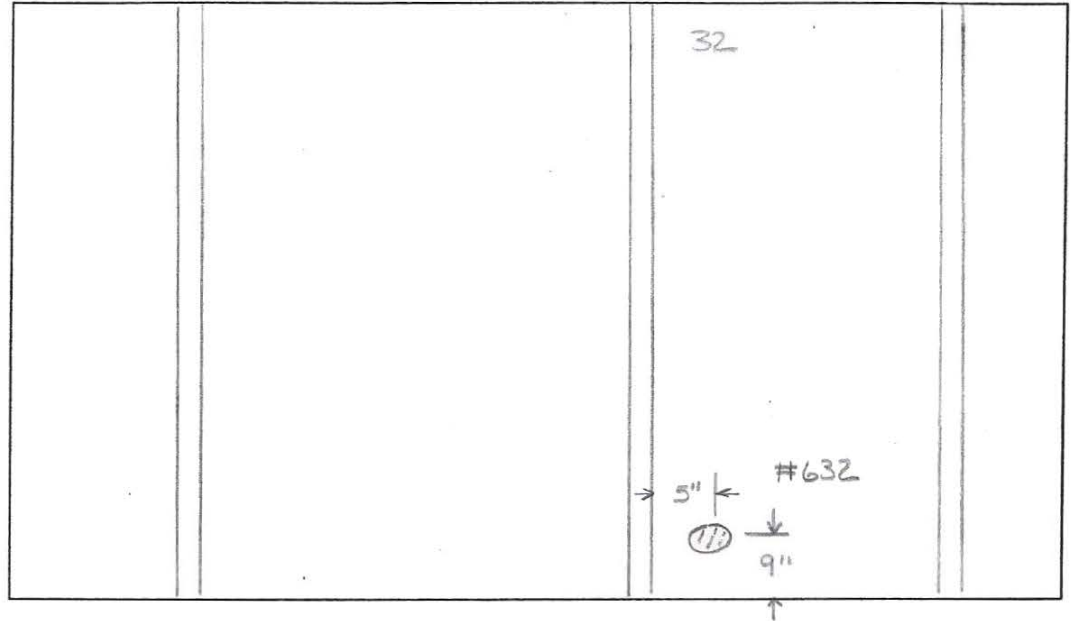
TANK # 6 - QUADRANT A
***Nominal Plate Thickness: 0.250"**

Tank Section: UPPER DOME
Quadrant: A

Vertical Drop #:
Row #:

Course: C
Plate #: 32

632 - TS GOUGE
0.170" Remaining

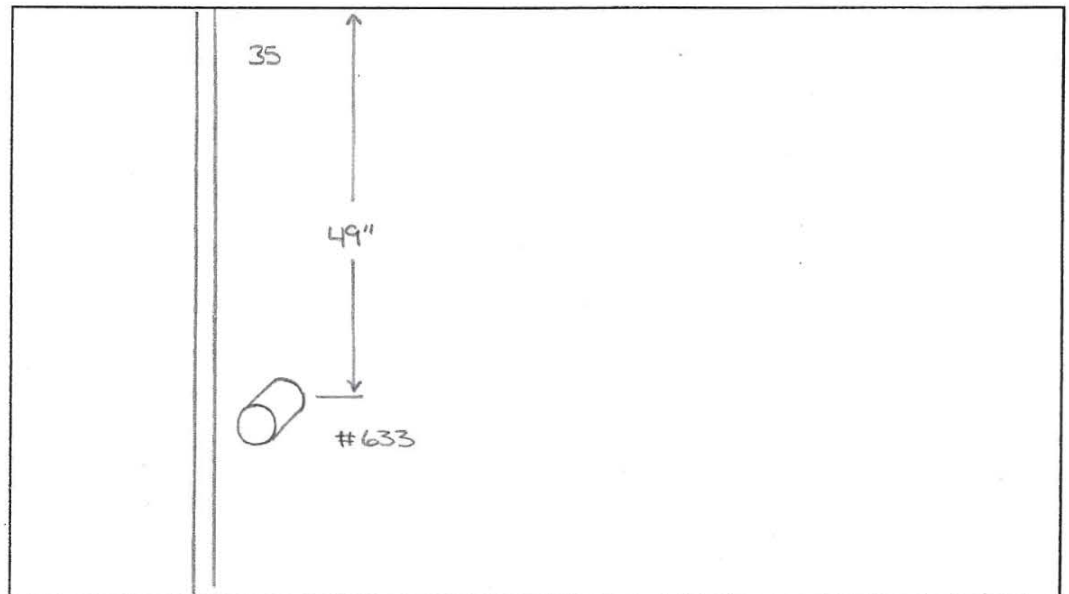


Tank Section: UPPER DOME
Quadrant: A

Vertical Drop #:
Row #:

Course: B
Plate #: 35

633 - UC NOZZLE
0.190" Remaining



Drawing is not to scale

Date 4/26/06

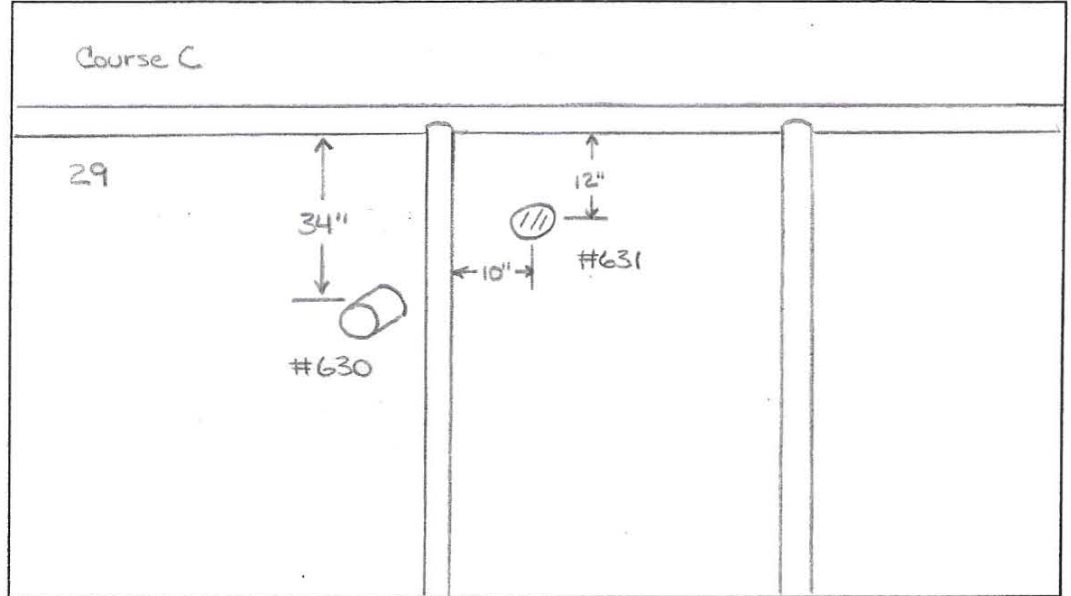
TANK # 6 - QUADRANT A
 *Nominal Plate Thickness: 0.250"

Tank Section: UPPER DOME
 Quadrant: A

Vertical Drop #:
 Row #:

Course: B
 Plate #: 29, 28

630 - UC NOZZLE
 0.195" Remaining
 631 - DENT

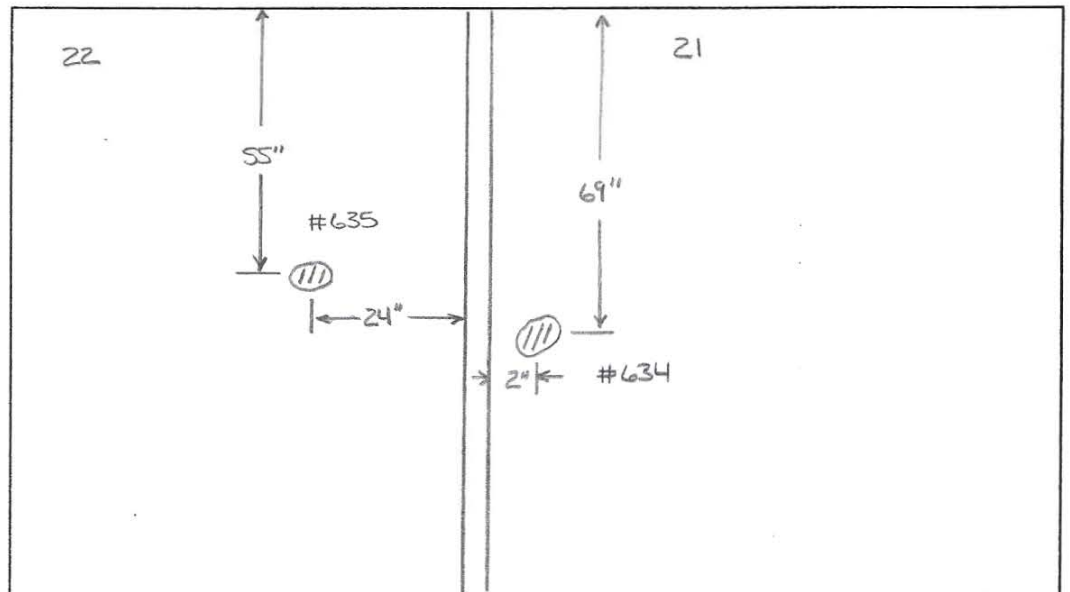


Tank Section: UPPER DOME
 Quadrant: A

Vertical Drop #:
 Row #:

Course: C
 Plate #: 21, 22

634 - TS GOUGE
 0.170" Remaining
 635 - DENT



Drawing is not to scale

Date 4/3/06

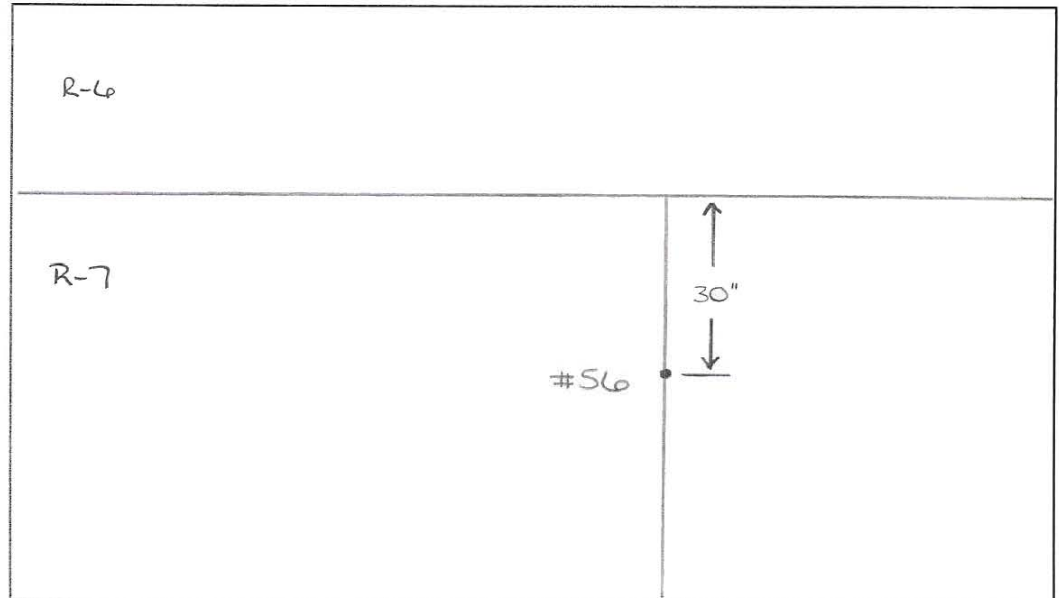
TANK # 6 - QUADRANT B
***Nominal Plate Thickness: 0.250"**

Tank Section: BARREL
Quadrant: B

Vertical Drop #: 1
Row #: 7

Course:
Plate #:

S6 - Pinhole 1/32" DIA.
 0.175" S.W.

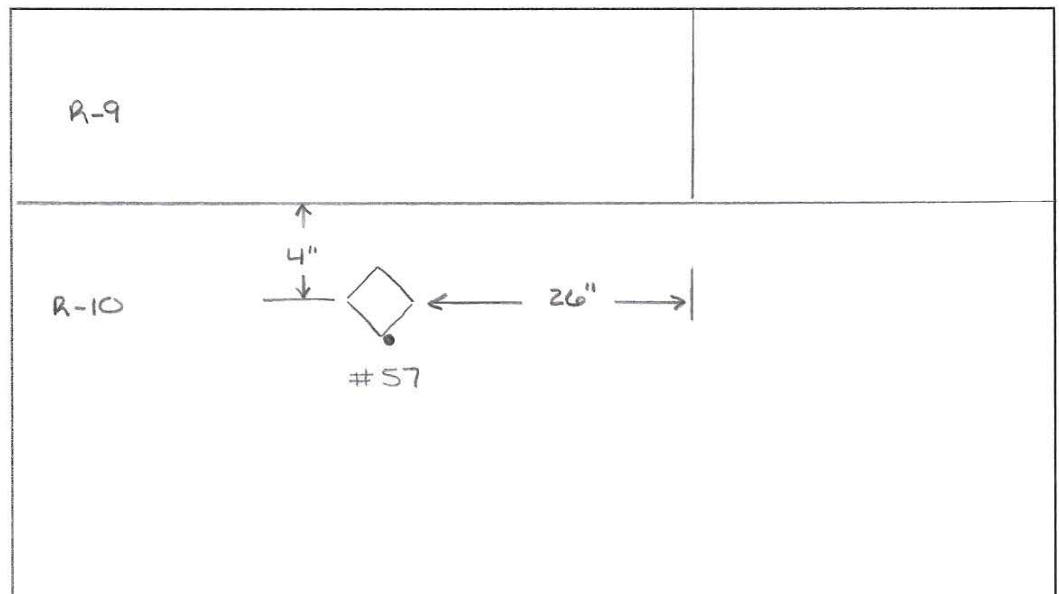


Tank Section: BARREL
Quadrant: B

Vertical Drop #: 1
Row #: 10

Course:
Plate #:

S7 - Pinhole 1/32" DIA.
 0.200" S.W.



Drawing is not to scale

Date 4/3/06

TANK # 6 - QUADRANT B
***Nominal Plate Thickness: 0.250"**

(EXTENSION)

Tank Section: BARREL

Quadrant: B

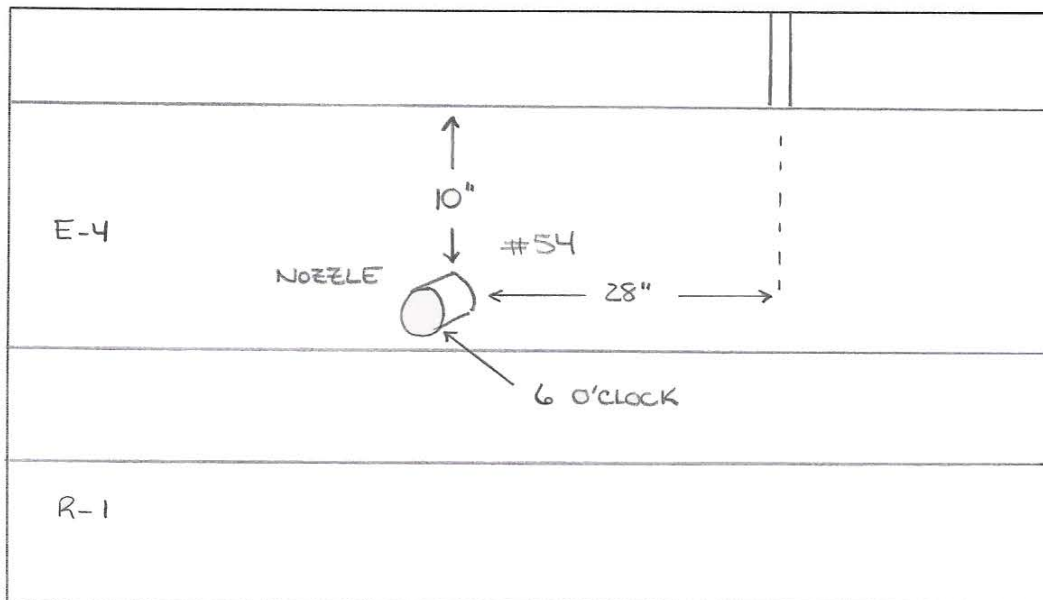
Vertical Drop #: 1

Row #: E-4

Course:

Plate #:

54 - 0.190" UC



Tank Section: BARREL
Quadrant: B

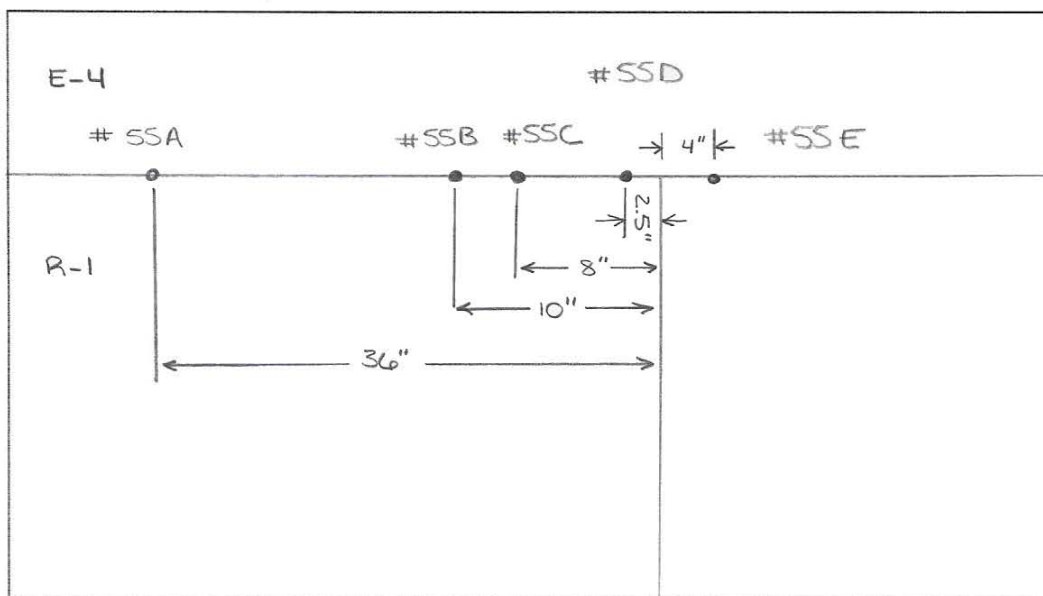
Vertical Drop #: 1

Row #: R-1/E-4

Course:

Plate #:

- SSA - Pinhole 1/32" DIA.
0.180" S.W.
- SSB - Pinhole 1/32" DIA.
0.165" S.W.
- SSC - Pinhole 1/32" DIA.
NO Defect
- SSD - Pinhole 1/32" DIA.
NO Defect
- SSE - Pinhole 1/32" DIA.
0.160" S.W.



Drawing is not to scale

Date 4/4/06

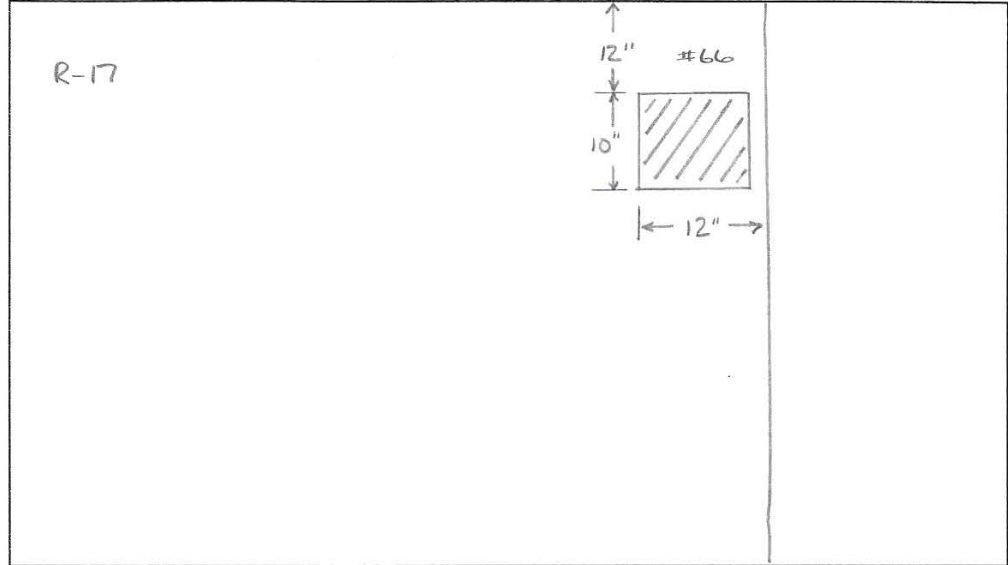
TANK # 6 - QUADRANT B
 *Nominal Plate Thickness: 0.250"

Tank Section: BARREL
 Quadrant: B

Vertical Drop #: 1
 Row #: 17

Course:
 Plate #:

66-UC
 0.200" Remaining

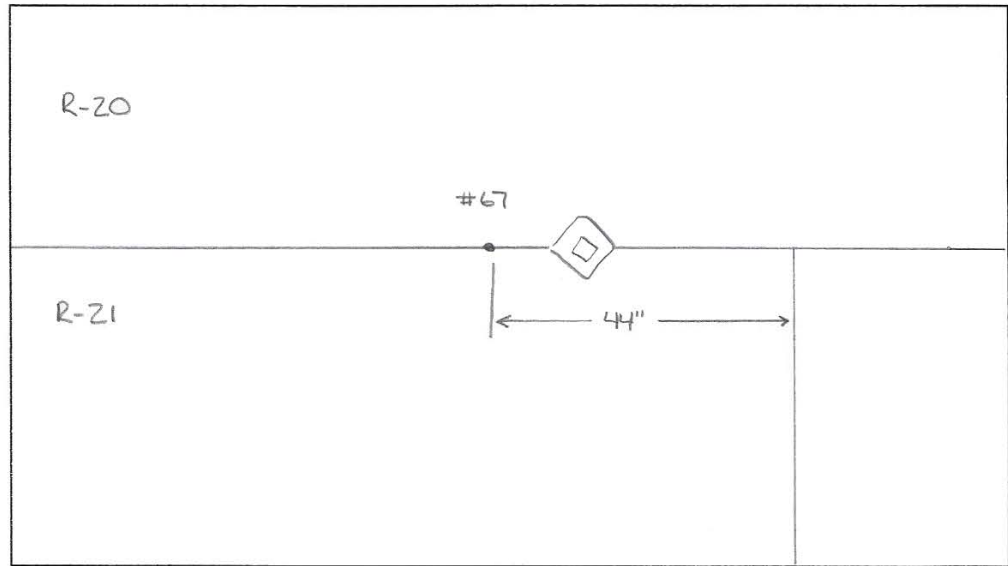


Tank Section: BARREL
 Quadrant: B

Vertical Drop #: 1
 Row #: 21

Course:
 Plate #:

67 - Pinhole 1/32" DIA.
 0.180" S.W.



Drawing is not to scale

Date 4/4/06

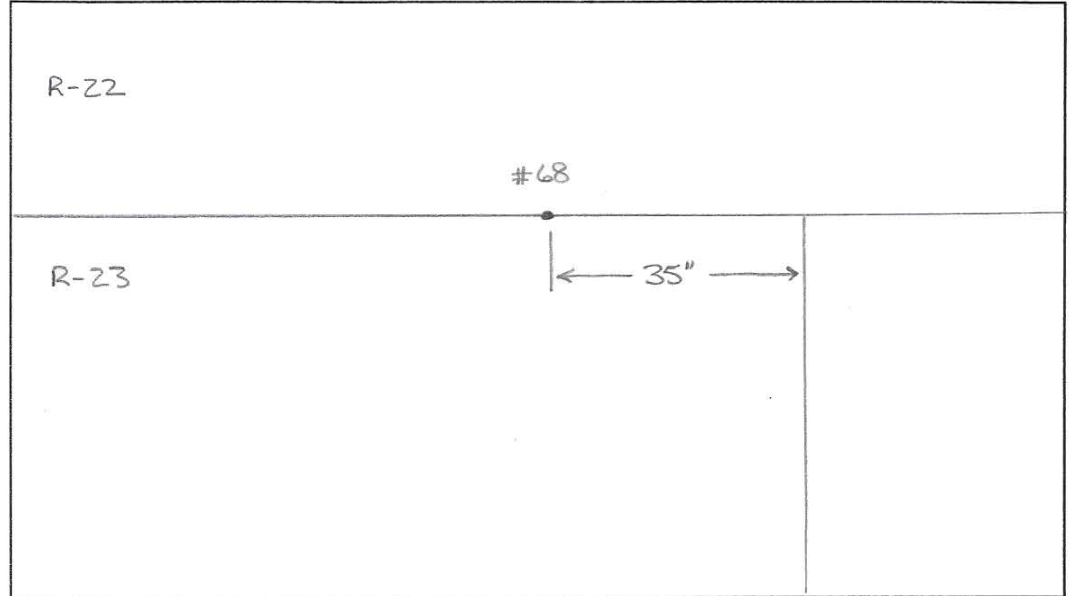
TANK # 6 - QUADRANT B
*Nominal Plate Thickness: 0.250"

Tank Section: BARREL
Quadrant:

Vertical Drop #: 1
Row #: 23

Course:
Plate #:

68 - Pinhole 1/32" DIA.
0.160" S.W.



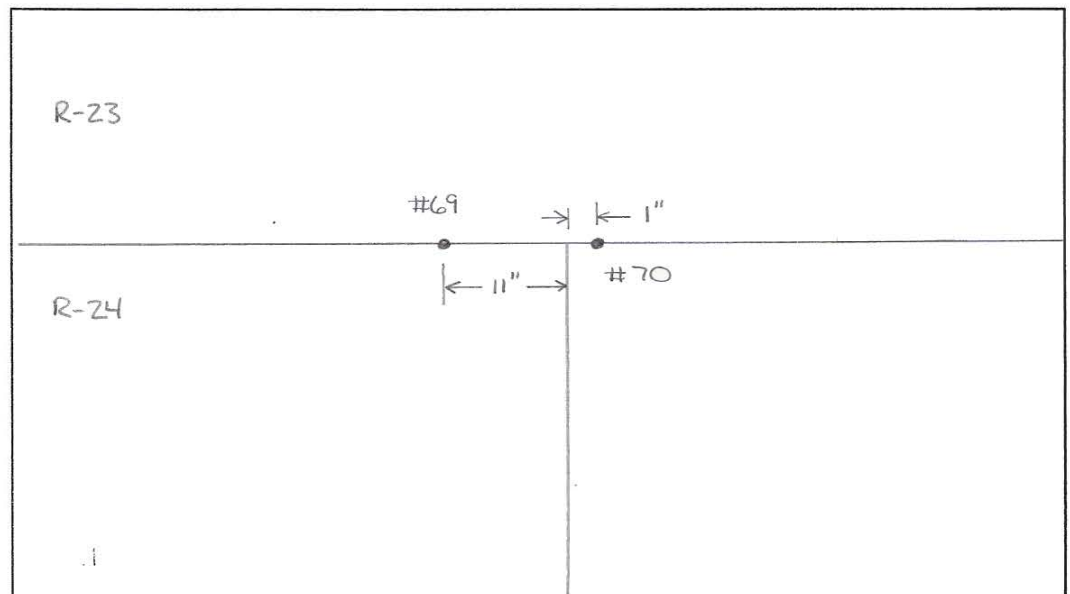
Tank Section: BARREL
Quadrant: B

Vertical Drop #: 2
Row #: 23/24

Course:
Plate #:

69 - Pinhole 1/32" DIA.
0.185" S.W.

70 - Pinhole 1/32" DIA.
0.175" S.W.



Drawing is not to scale

Date 4/4/06

TANK # 6 - QUADRANT

***Nominal Plate Thickness: 0.250"**

Tank Section: BARREL

Quadrant: B

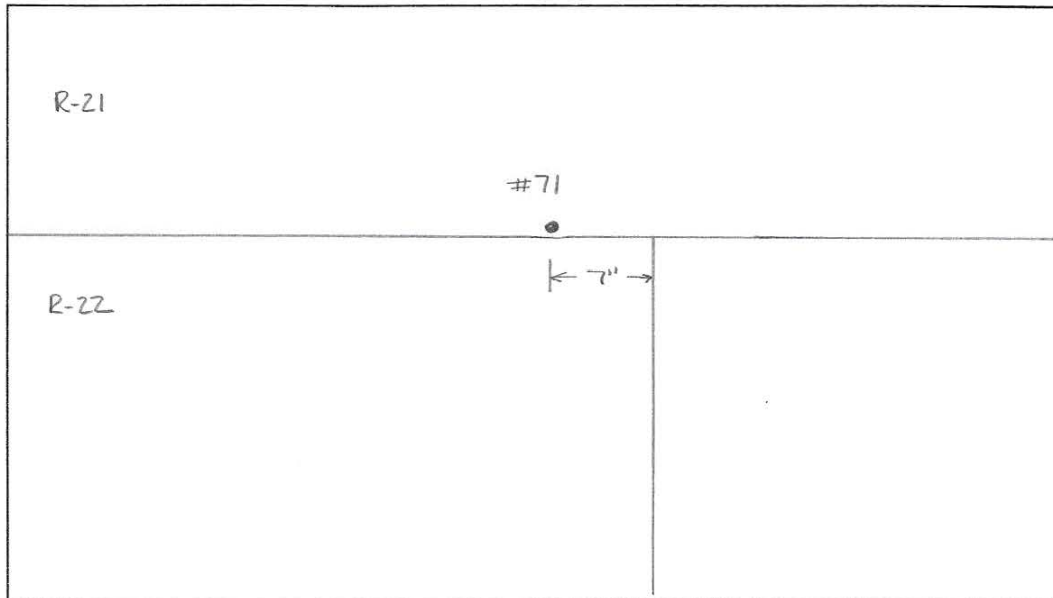
Vertical Drop #: 2

Row #: 21/22

Course:

Plate #:

71 - TS pitting
0.180" Remaining



Tank Section:


Quadrant:

Vertical Drop #:

Row #:

Course:

Plate #:



Drawing is not to scale

Date 4/5/06

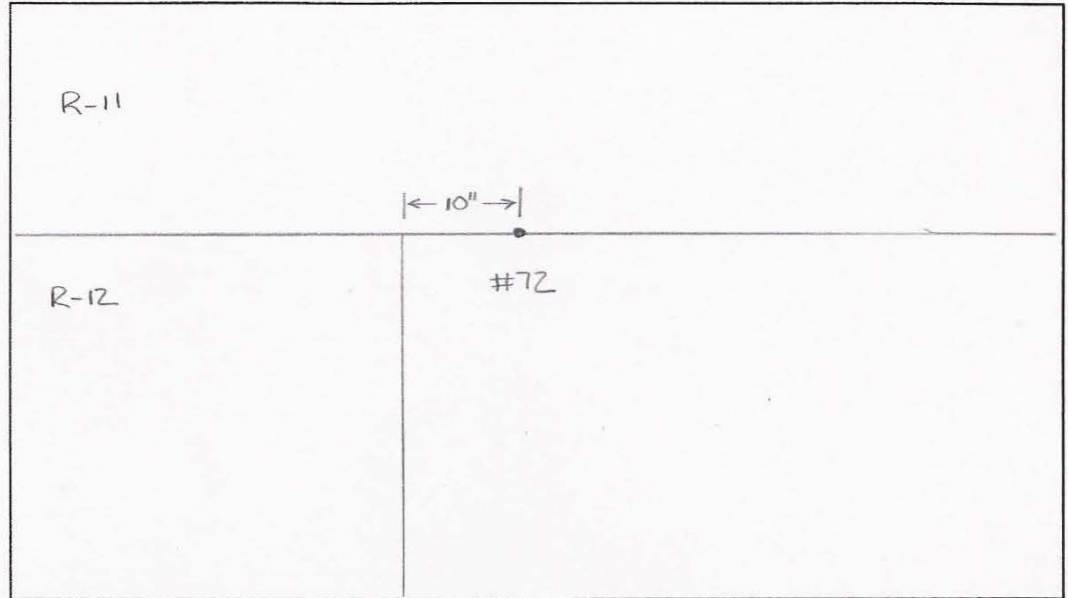
TANK # 6 - QUADRANT B
***Nominal Plate Thickness: 0.250"**

Tank Section: BARREL
Quadrant: B

Vertical Drop #: 2
Row #: 12

Course:
Plate #:

72 - Pinhole 1/32" DIA.
0.140" S.W.

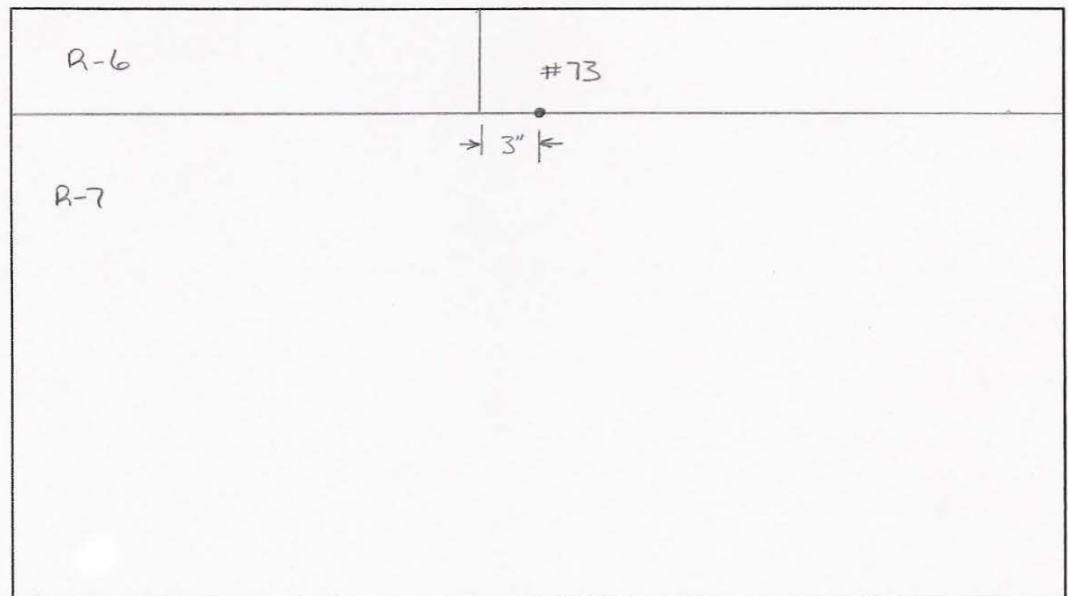


Tank Section: BARREL
Quadrant: B

Vertical Drop #: 2
Row #: 7

Course:
Plate #:

73 - Pinhole 1/32" DIA.
0.170" S.W.



Drawing is not to scale

Date 4/5/06

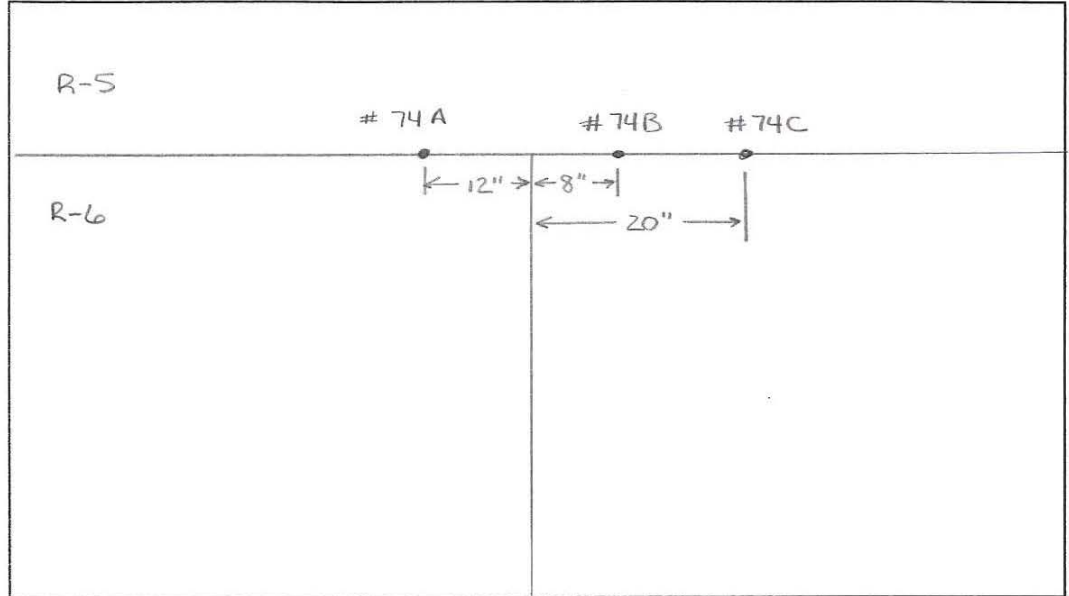
TANK # 6 - QUADRANT B
 *Nominal Plate Thickness: 0.250"

Tank Section: BARREL
 Quadrant: B

Vertical Drop #: 2
 Row #: 6

Course:
 Plate #:

- 74A - Pinhole 1/32" DIA.
0.200" S.W.
- 74B - Pinhole 1/32" DIA.
0.200" S.W.
- 74C - Pinhole 1/32" DIA.
0.170" S.W.

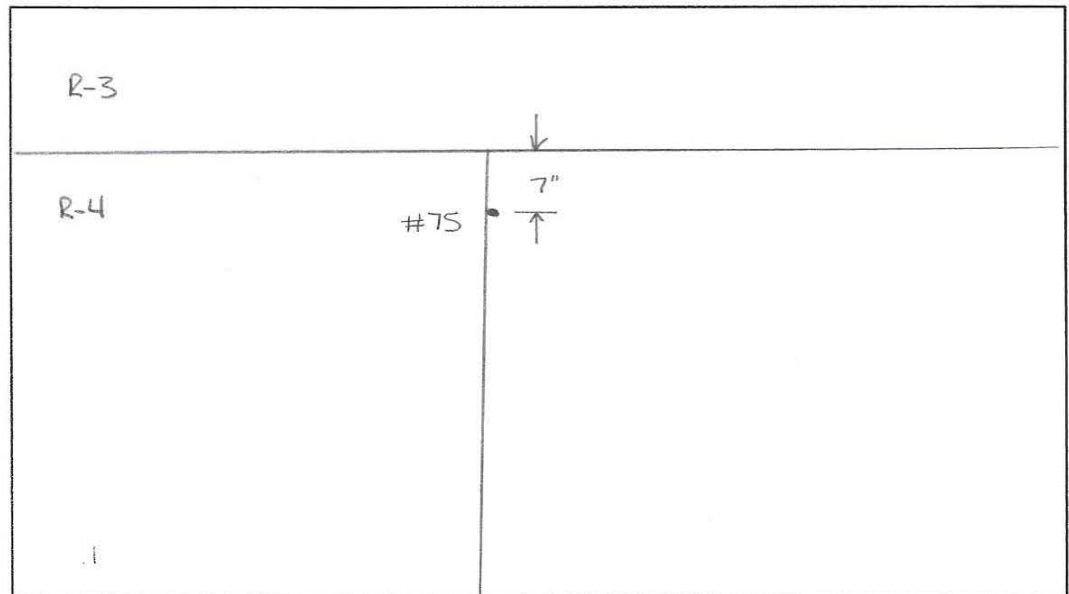


Tank Section: BARREL
 Quadrant: B

Vertical Drop #: 2
 Row #: 4

Course:
 Plate #:

- 75 - Pinhole 1/32" DIA.
0.150" S.W.



Drawing is not to scale

Date 4/5/06

TANK # 6 - QUADRANT B
***Nominal Plate Thickness: 0.250"**

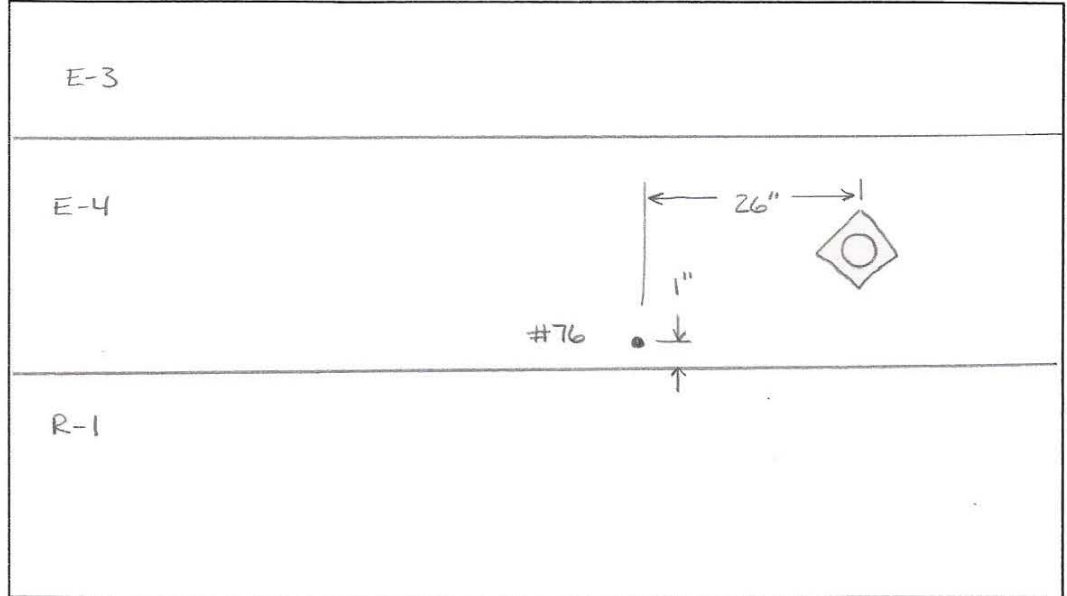
(EXTENSION)

Tank Section: BARREL
 Quadrant: B

Vertical Drop #: 3
 Row #: E-4

Course:
 Plate #:

76 - Pinhole 1/32" DIA.
 0.150" S.W.

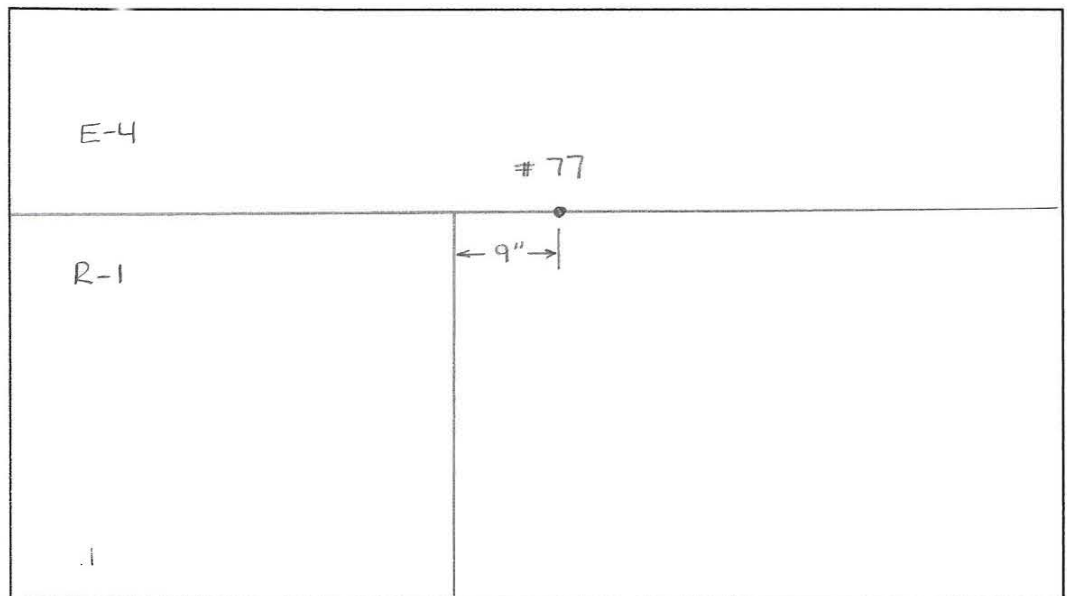


Tank Section: BARREL
 Quadrant: B

Vertical Drop #: 3
 Row #: 1

Course:
 Plate #:

77 - Pinhole 1/32" DIA.
 NO S.W.



Drawing is not to scale

Date 4/5/06

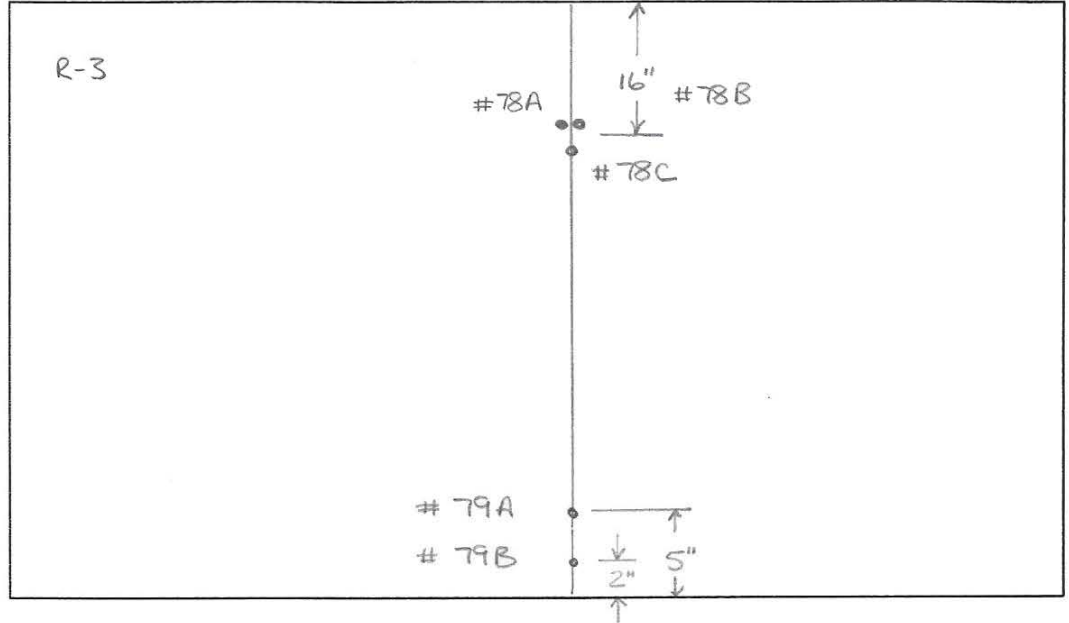
TANK # 6 - QUADRANT B
 *Nominal Plate Thickness: 0.250"

Tank Section: BARREL
 Quadrant: B

Vertical Drop #: 3
 Row #: 3

Course:
 Plate #:

- 78A - Pinhole 1/32" DIA.
0.145" S.W.
- 78B - Pinhole 1/32" DIA.
0.145" S.W.
- 78C - Pinhole 1/32" DIA.
0.145" S.W.
- 79A - Pinhole 1/32" DIA.
0.175" S.W.
- 79B - Pinhole 1/32" DIA.
0.155" S.W.

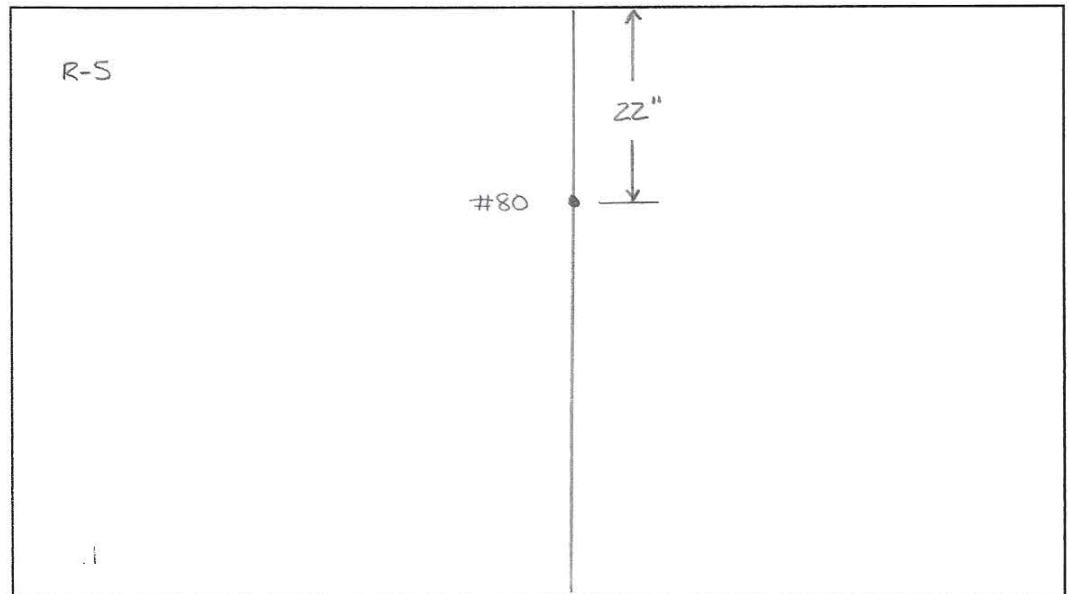


Tank Section: BARREL
 Quadrant: B

Vertical Drop #: 3
 Row #: 5

Course:
 Plate #:

- 80 - Pinhole 1/32" DIA.
0.165" S.W.



Drawing is not to scale

Date 4/5/06

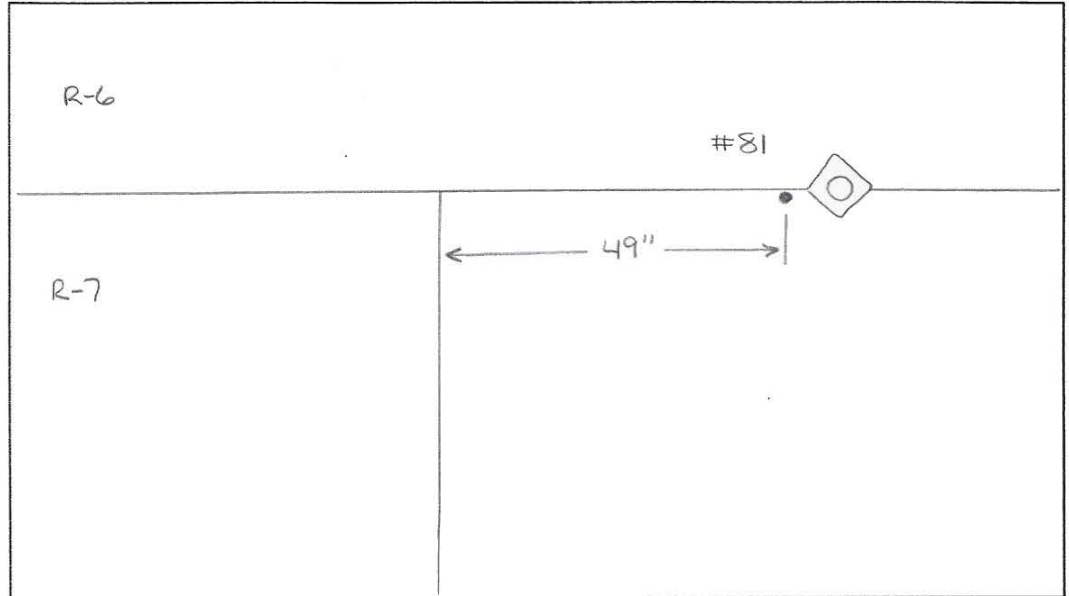
TANK # 6 - QUADRANT B
*Nominal Plate Thickness: 0.250"

Tank Section: BARREL
Quadrant: B

Vertical Drop #: 3
Row #: 7

Course:
Plate #:

81 - Pinhole 1/32" DIA.
0.150" S.W.

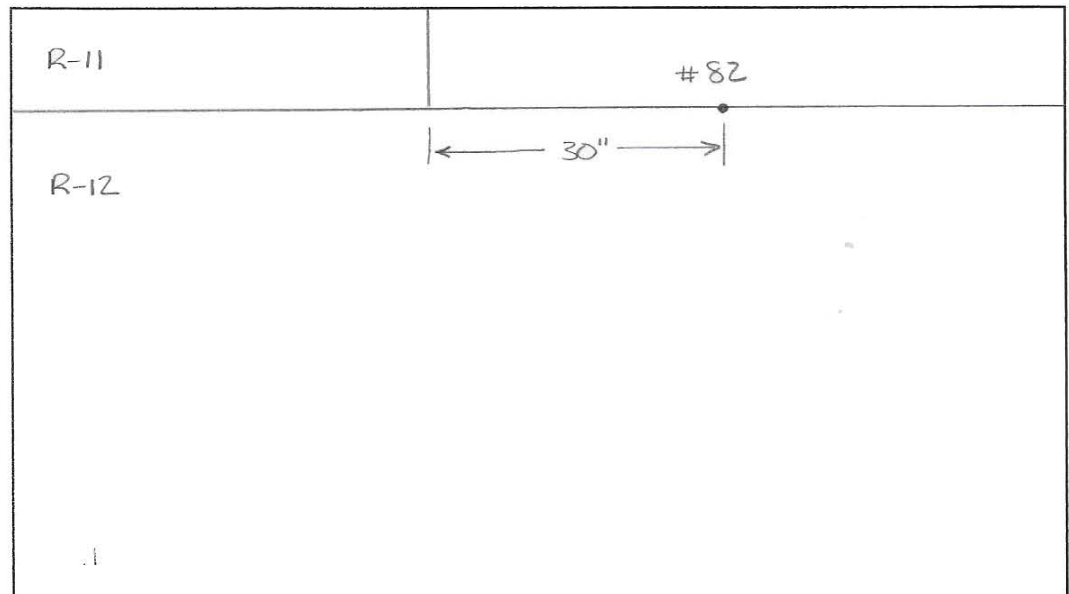


Tank Section: BARREL
Quadrant: B

Vertical Drop #: 3
Row #: 12

Course:
Plate #:

82 - Pinhole 1/32" DIA.
0.155" S.W.



Drawing is not to scale

Date 4/5/06

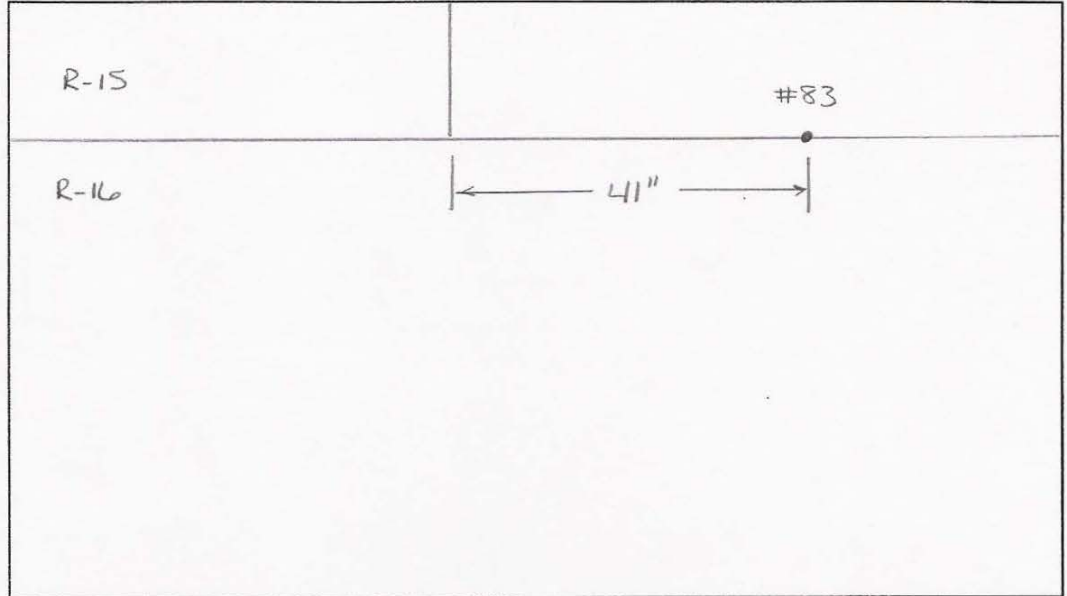
TANK # 6 - QUADRANT B
 *Nominal Plate Thickness: 0.250"

Tank Section: BARREL
 Quadrant: B

Vertical Drop #: 3
 Row #: 16

Course:
 Plate #:

83 - Pinhole 1/32" DIA.
 0.140" S.W.

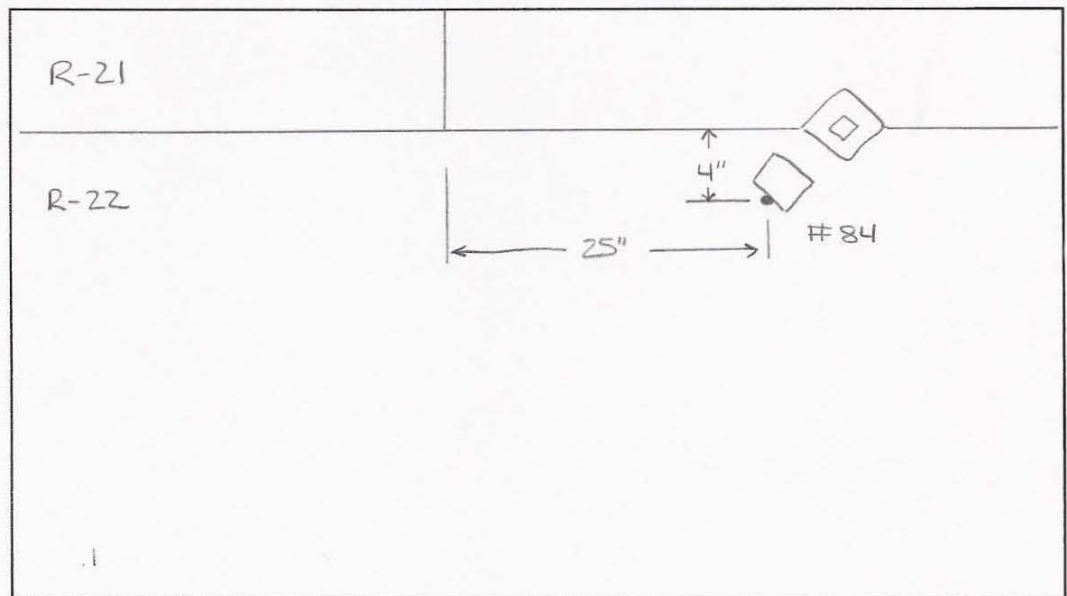


Tank Section: BARREL
 Quadrant: B

Vertical Drop #: 3
 Row #: 22

Course:
 Plate #:

84 - Pinhole 1/32" DIA.
 0.190" SW



Drawing is not to scale

Date 4/5/06

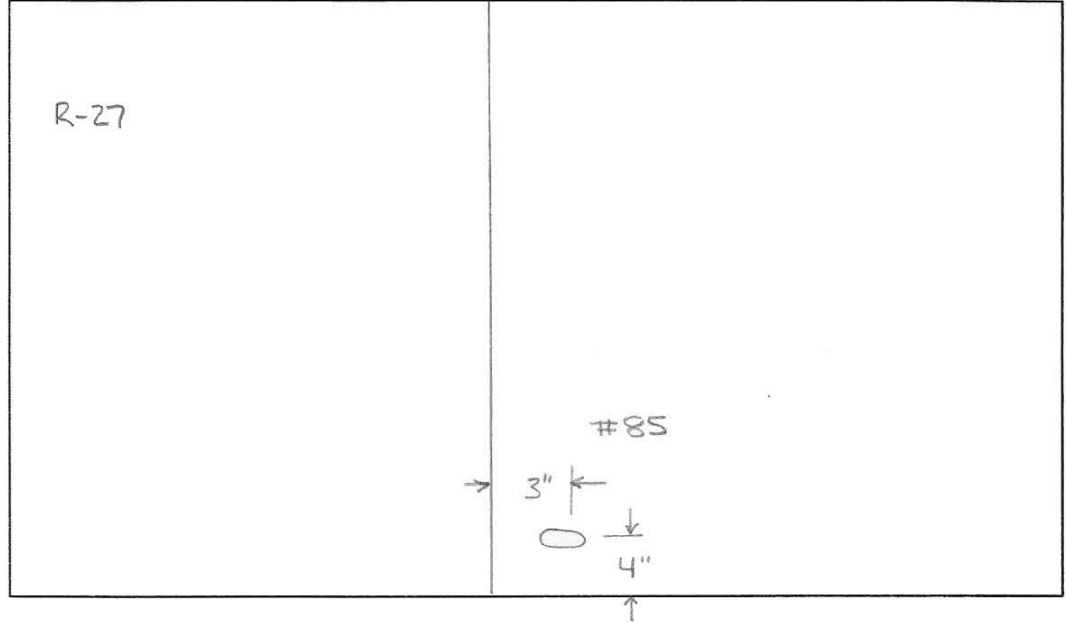
TANK # 6 - QUADRANT B
**Nominal Plate Thickness: 0.250"*

Tank Section: BARREL
Quadrant: B

Vertical Drop #: 3
Row #: 27

Course:
Plate #:


85-TS Gauge
0.180" Remaining



Tank Section:
Quadrant:

Vertical Drop #:
Row #:

Course:
Plate #:



Drawing is not to scale

Date 4/6/06

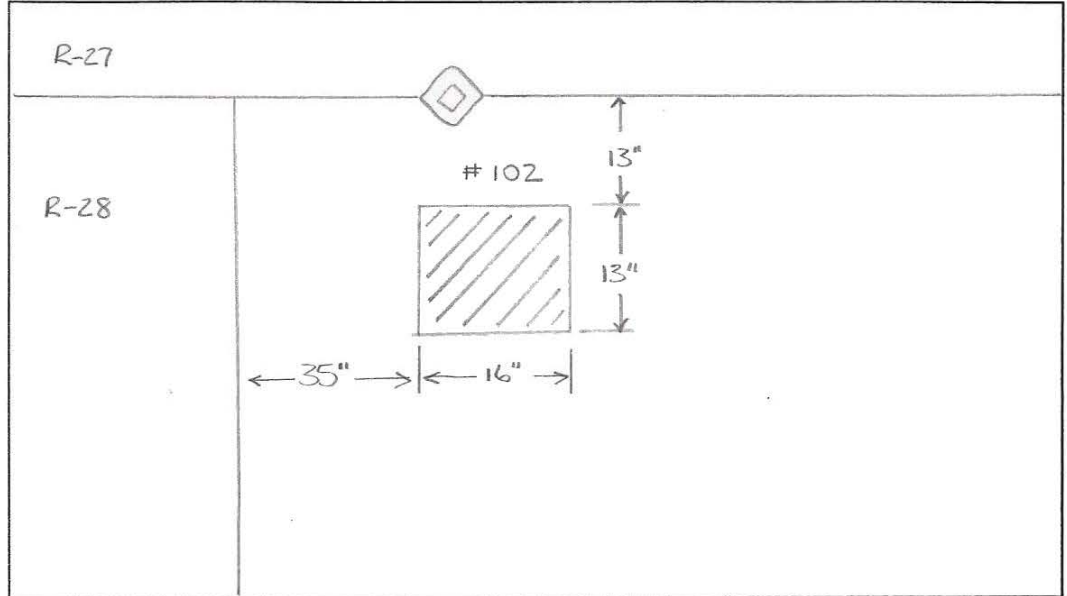
TANK # 6 - QUADRANT B
***Nominal Plate Thickness: 0.250"**

Tank Section: BARREL
 Quadrant: B

Vertical Drop #: 4
 Row #: 28

Course:
 Plate #:

102 - UC
 0.200" Remaining

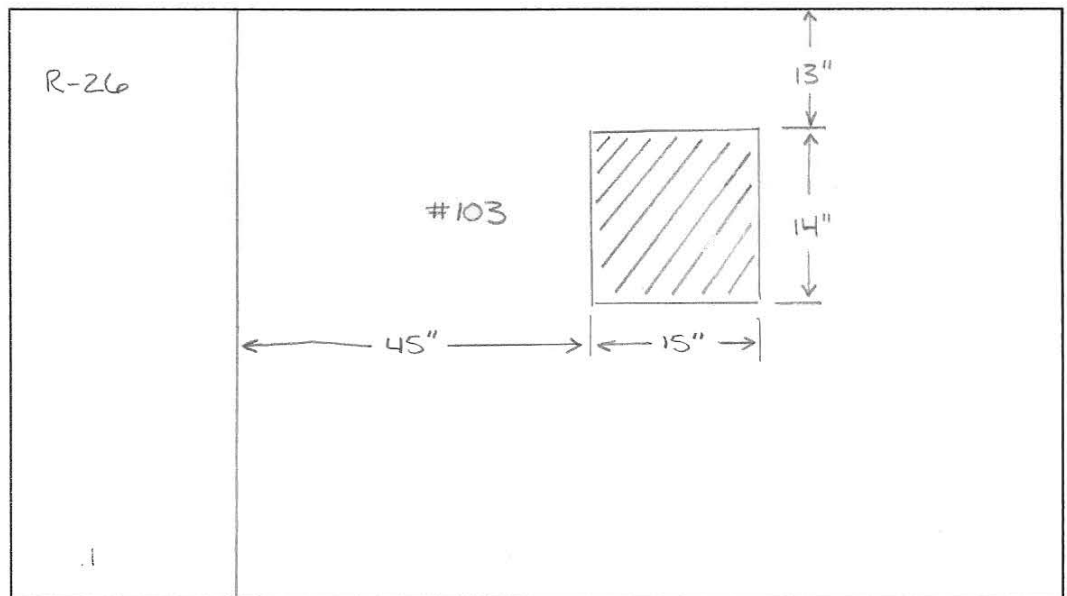


Tank Section: BARREL
 Quadrant: B

Vertical Drop #: 4
 Row #: 26

Course:
 Plate #:

103 - UC
 0.200" Remaining



Drawing is not to scale

Date 4/6/06

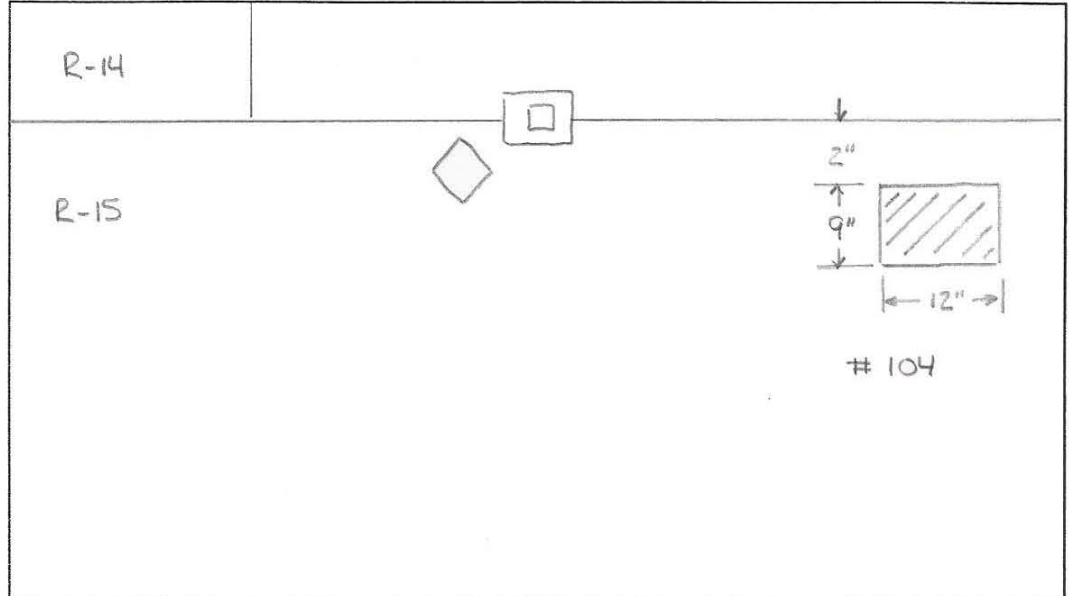
TANK # 6 - QUADRANT B
 *Nominal Plate Thickness: 0.250"

Tank Section: BARREL
 Quadrant: B

Vertical Drop #: 4
 Row #: 15

Course:
 Plate #:

104-UC
 0.200" Remaining

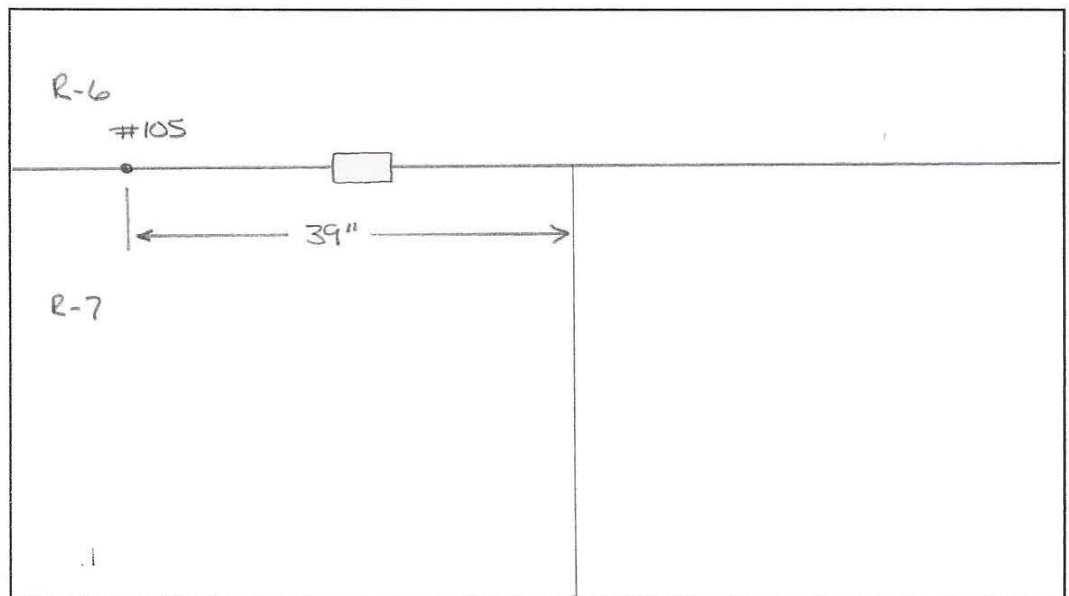


Tank Section: BARREL
 Quadrant: B

Vertical Drop #: 3
 Row #: 7

Course:
 Plate #:

105 - Pinhole 1/32" DIA.
 0.175" S.W.



Drawing is not to scale

Date 4/6/06

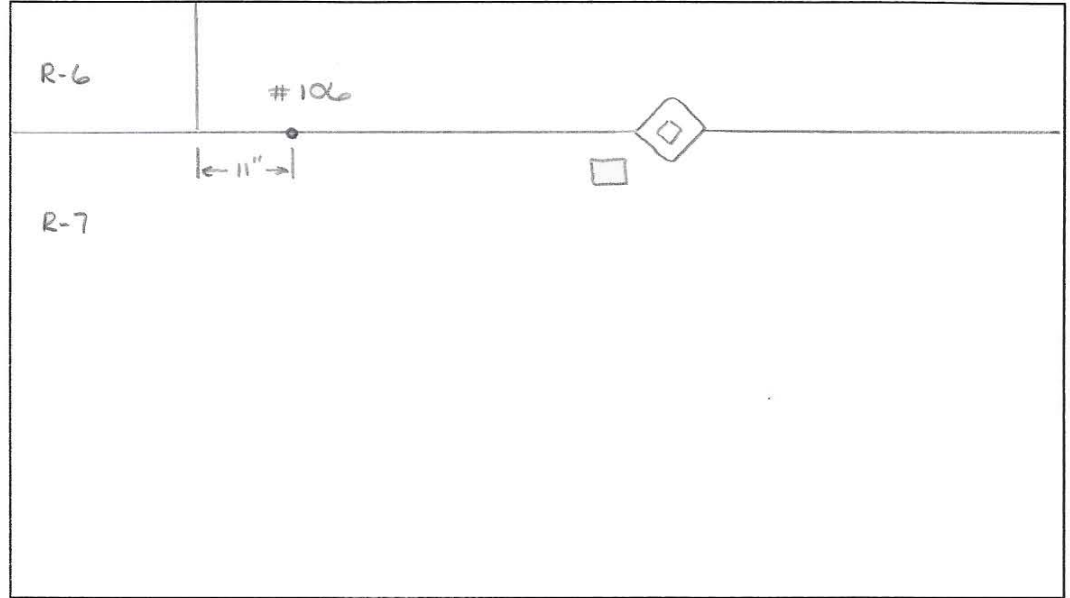
TANK # 6 - QUADRANT B
***Nominal Plate Thickness: 0.250"**

Tank Section: BARREL
Quadrant: B

Vertical Drop #: 4
Row #: 7

Course:
Plate #:

106 - Pinhole 1/32" DIA.
0.130" S.W.

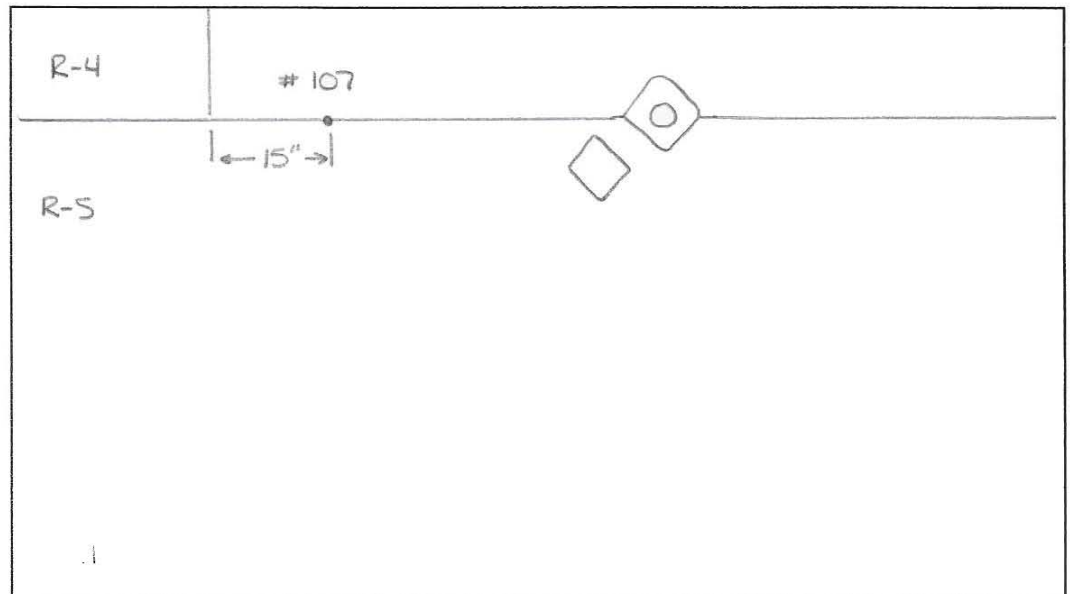


Tank Section: BARREL
Quadrant: B

Vertical Drop #: 4
Row #: 5

Course:
Plate #:

107 - Pinhole 1/32" DIA.
0.175" S.W.



Drawing is not to scale

Date 4/6/06

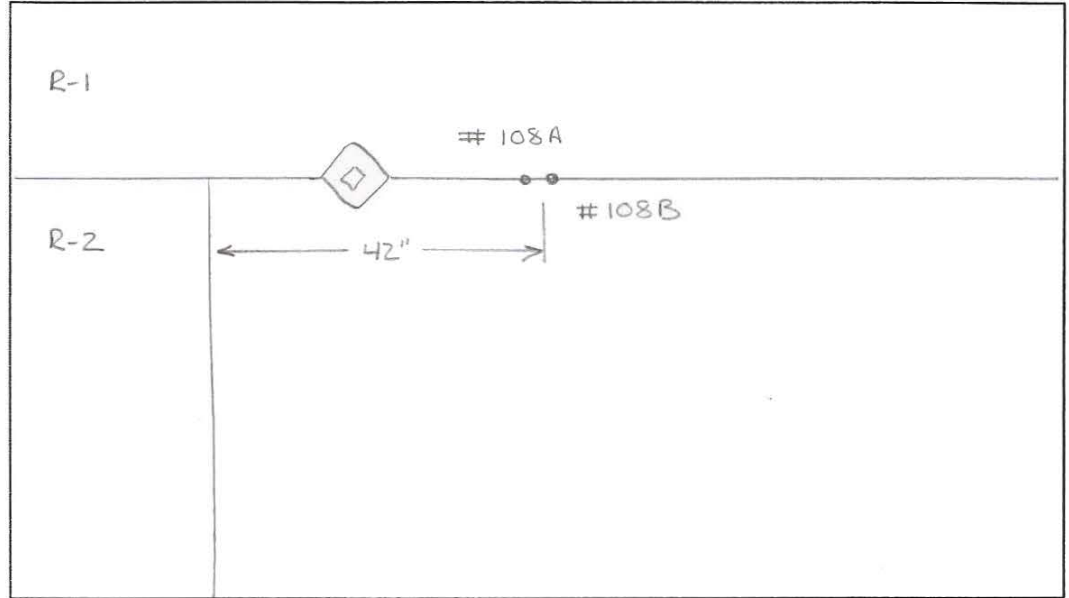
TANK # 6 - QUADRANT B
***Nominal Plate Thickness: 0.250"**

Tank Section: BARREL
Quadrant: B

Vertical Drop #: 4
Row #: 2

Course:
Plate #:

108A - Pinhole 1/32" DIA.
 0.150" S.W.
 108B - Pinhole 1/32" DIA.
 0.150" S.W.

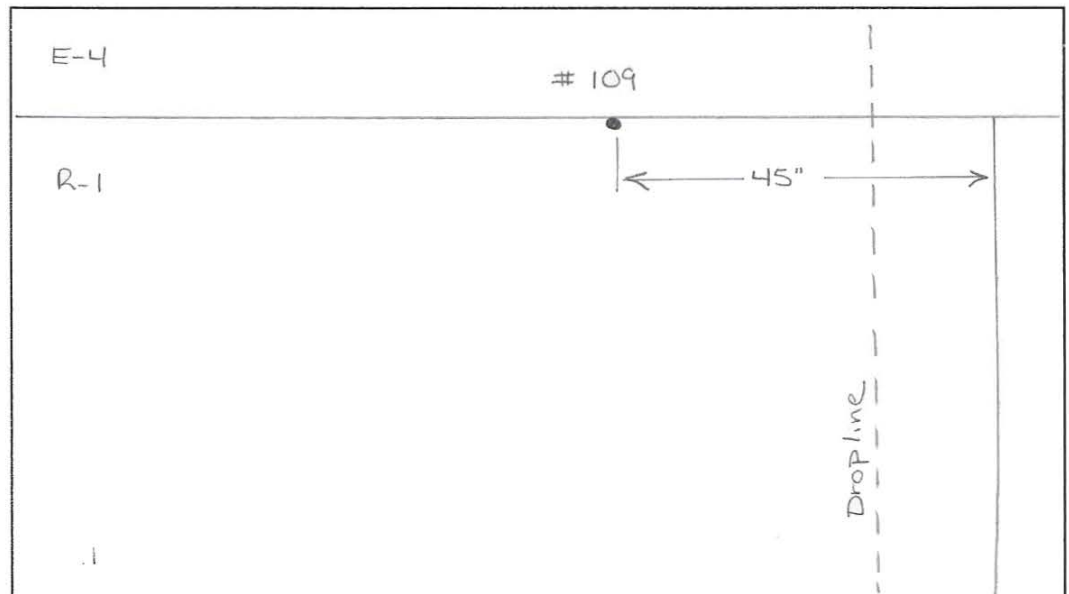


Tank Section: BARREL
Quadrant: B

Vertical Drop #: 4
Row #: 1

Course:
Plate #:

109 - pinhole 1/32" DIA.
 NO S.W.



Drawing is not to scale

Date 4/6/06

TANK # 6 - QUADRANT B
 *Nominal Plate Thickness: 0.250"

(EXTENSION)

Tank Section: BARREL

Quadrant: B

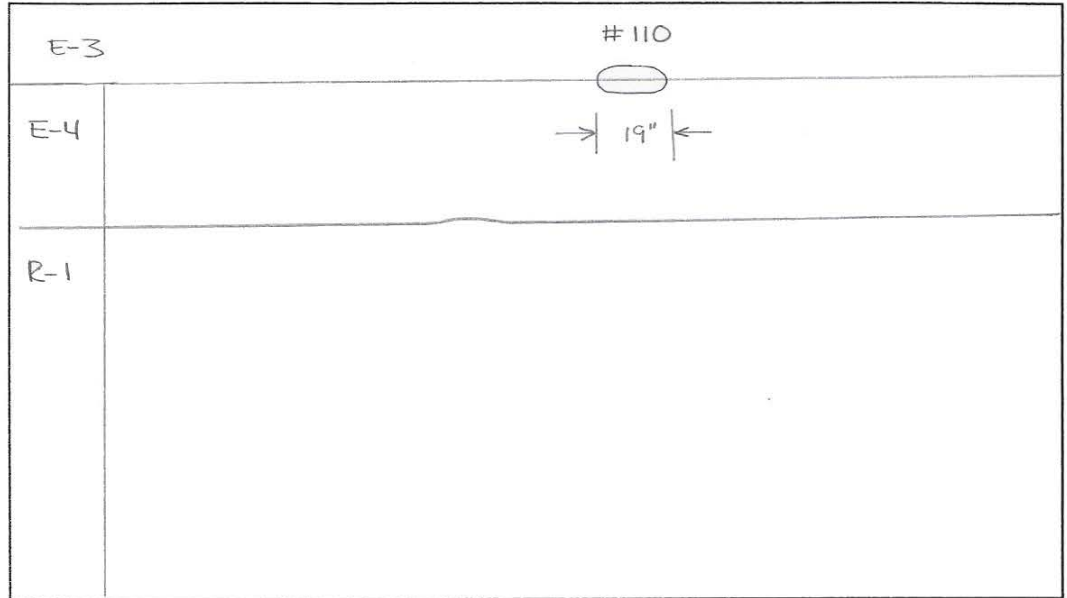
Vertical Drop #: 4

Row #: E-4

Course:

Plate #:

110 - Pinhole cluster
 NO S.W.



Tank Section: BARREL
 Quadrant: B

Vertical Drop #: S

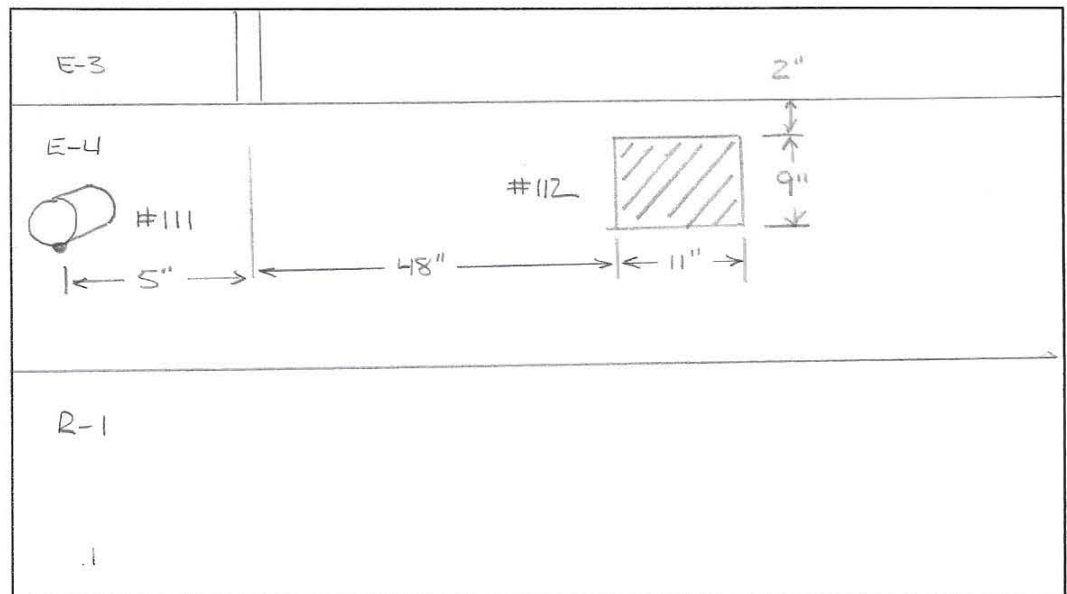
Row #: E-4

Course:

Plate #:

111 - UC NOZZLE
 0.170" Remaining

112 - UC
 0.190" Remaining



Drawing is not to scale

Date 4/6/06


TANK # 6 - QUADRANT B
*Nominal Plate Thickness: 0.250"

Tank Section: BARREL
Quadrant: B

Vertical Drop #: 5
Row #: 2/3

Course:
Plate #:

113 - Pinhole 1/32" DIA
0.170" S.W.

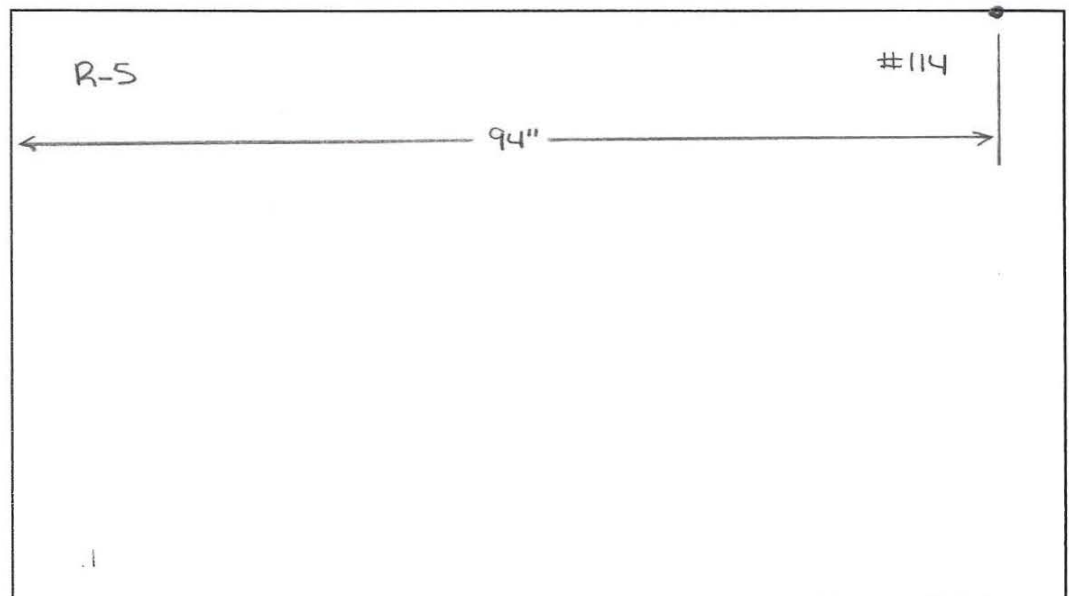


Tank Section: BARREL
Quadrant: B

Vertical Drop #: 5
Row #: 5

Course:
Plate #:

114 - Pinhole 1/32" DIA
0.165" S.W.



Drawing is not to scale

Date 4/6/06

TANK # 6 - QUADRANT B
 *Nominal Plate Thickness: 0.250"

Tank Section: BARREL

Quadrant: B

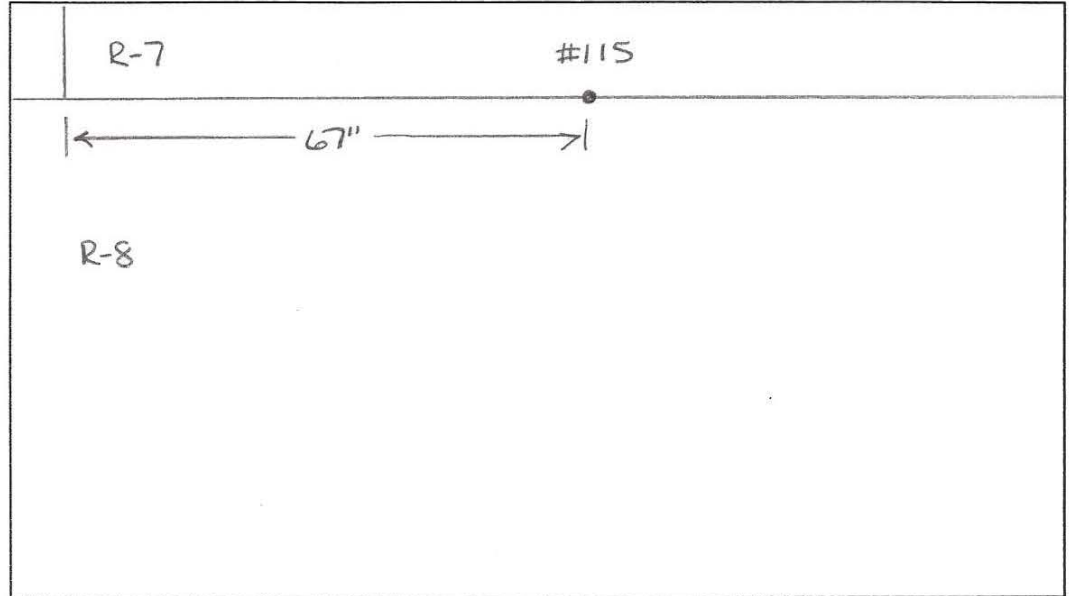
Vertical Drop #: 5

Row #: 8

Course:

Plate #:

115 - Pinhole 1/32" DIA.
 0.160" S.W.



Tank Section: BARREL

Quadrant: B

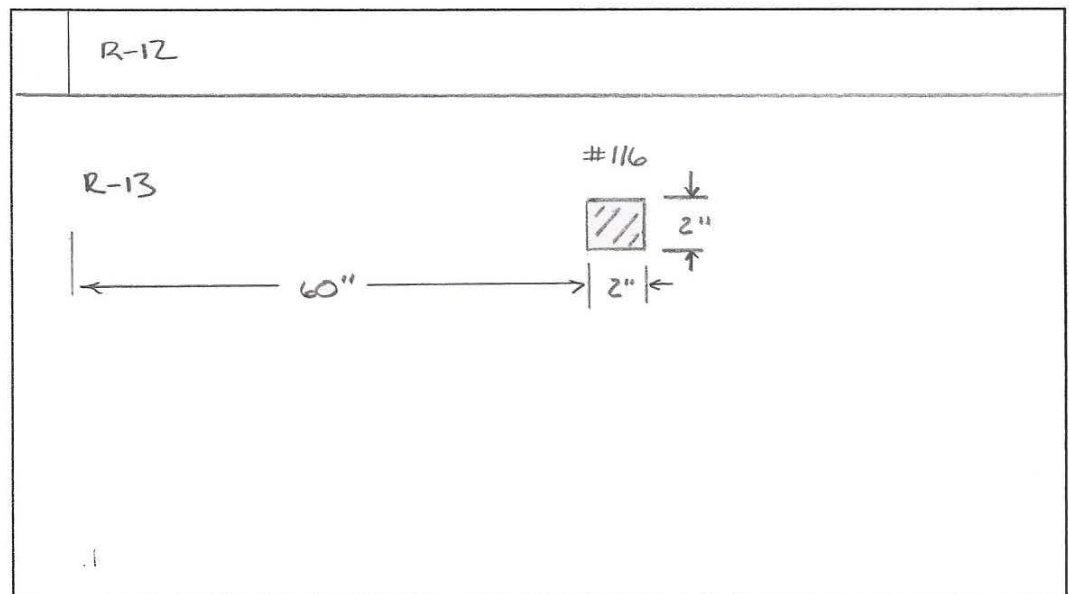
Vertical Drop #: 5

Row #: 12

Course:

Plate #:

116 - TS pitting
 0.180" Remaining



Drawing is not to scale

Date 4/6/06

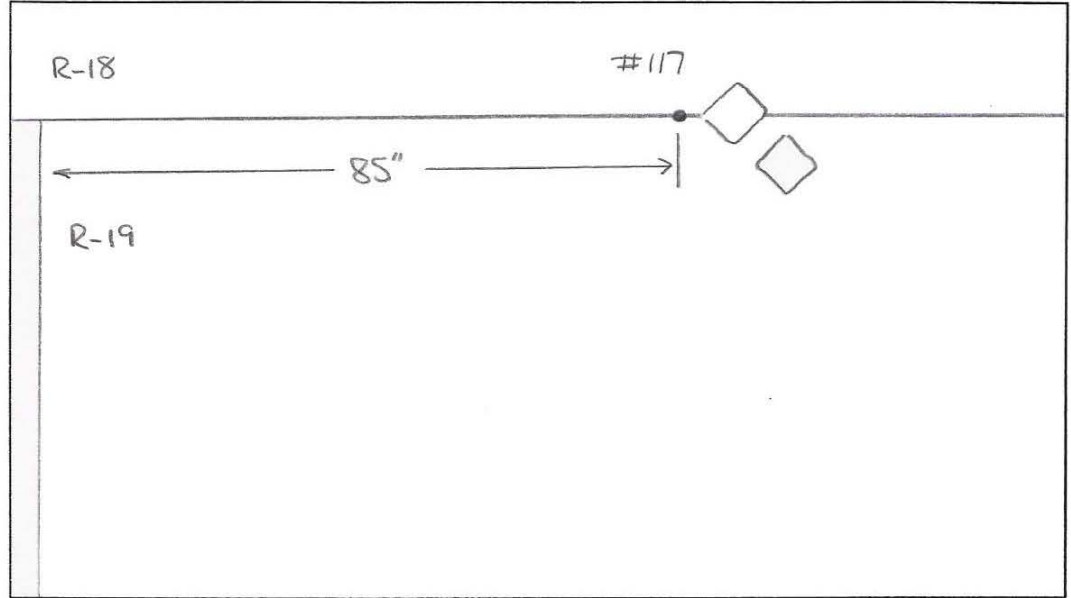
TANK # 6 - QUADRANT B
*Nominal Plate Thickness: 0.250"

Tank Section: BARREL
Quadrant: B

Vertical Drop #: 5
Row #: 19

Course:
Plate #:


117 - Pinhole 1/32" DIA.
0.170" S.W.



Tank Section:
Quadrant:

Vertical Drop #:
Row #:

Course:
Plate #:



Drawing is not to scale

Date 4/10/06

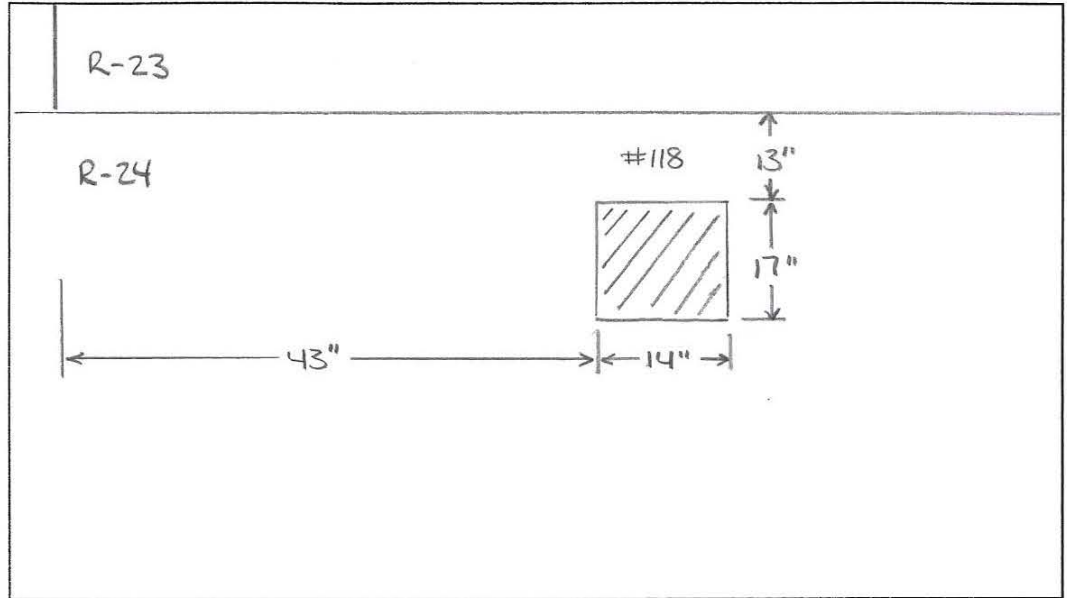
TANK # 6 - QUADRANT B
 *Nominal Plate Thickness: 0.250"

Tank Section: BARREL
 Quadrant: B

Vertical Drop #: 5
 Row #: 24

Course:
 Plate #:

118 - UC
 0.197" Remaining

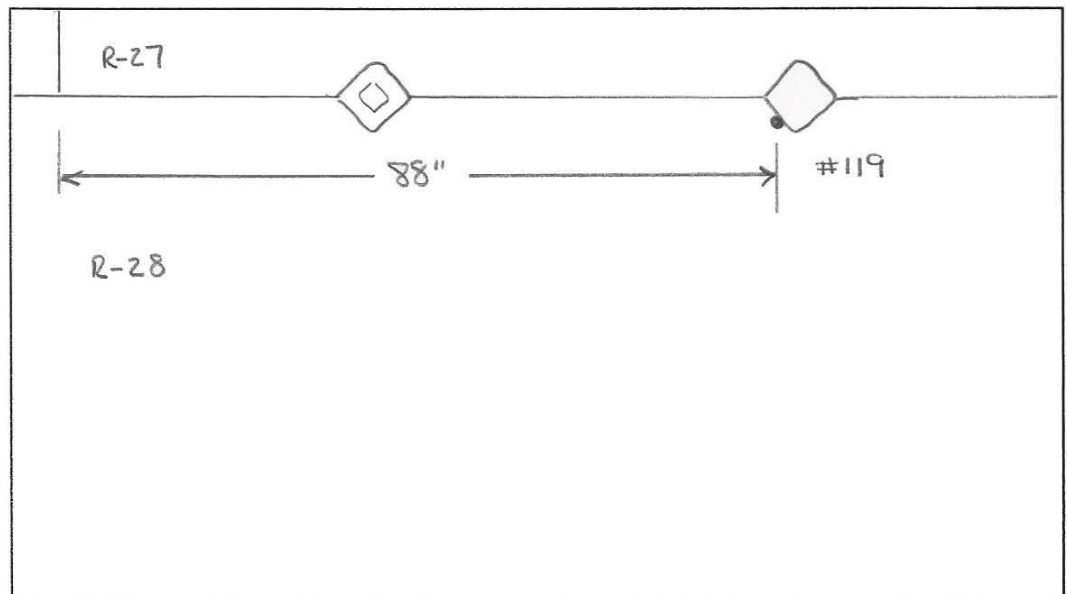


Tank Section: BARREL
 Quadrant: B

Vertical Drop #: 5
 Row #: 28

Course:
 Plate #:

119 - Pinhole 1/32" DIA
 0.170" S.W.



Drawing is not to scale

Date 4/10/06

TANK # 6 - QUADRANT B
 *Nominal Plate Thickness: 0.250"

(EXTENSION)

Tank Section: BARREL
 Quadrant: B

Vertical Drop #: 6
 Row #: E-4

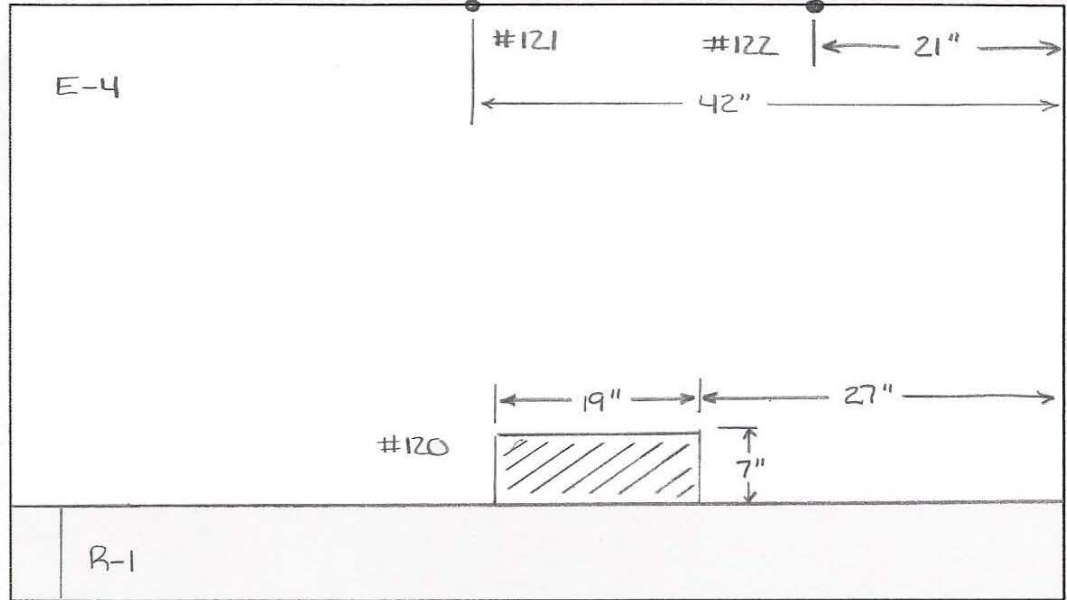
Course:
 Plate #:

120 - UC

0.200" Remaining

121 - Pinhole 1/32" DIA.
 NO S.W.

122 - Pinhole 1/32" DIA.
 NO S.W.



Tank Section: BARREL
 Quadrant: B

Vertical Drop #: 6
 Row #: 1

Course:
 Plate #:

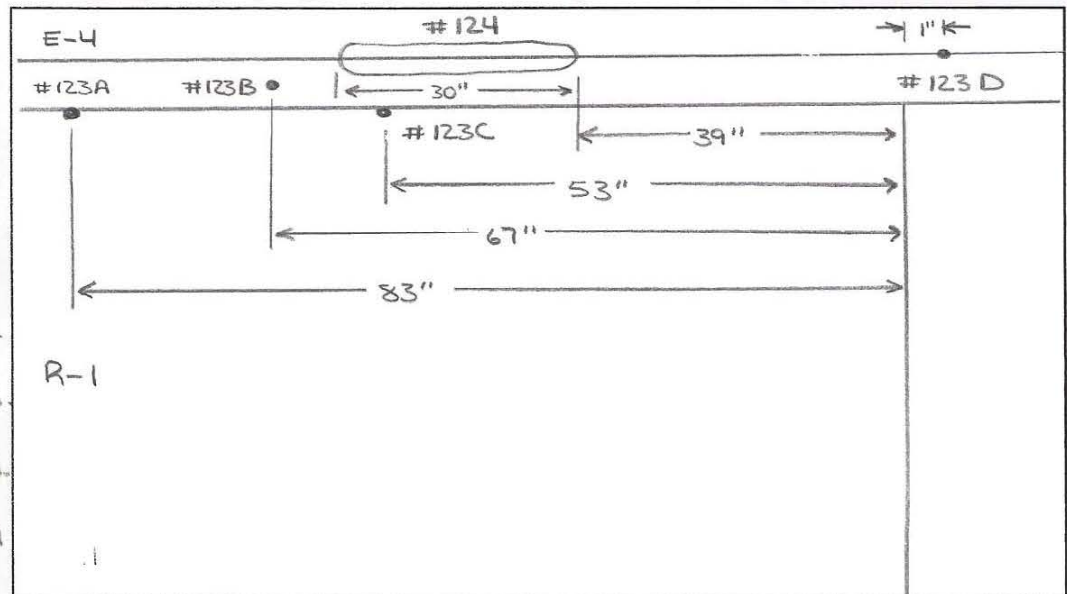
123A - Pinhole 1/32" DIA.
 NO S.W.

123B - Pinhole 1/32" DIA.
 NO S.W.

123C - Pinhole 1/32" DIA.
 NO S.W.

123D - Pinhole 1/32" DIA.
 NO S.W.

124 - undercut
 NO S.W.



Drawing is not to scale

Date 4/10/06

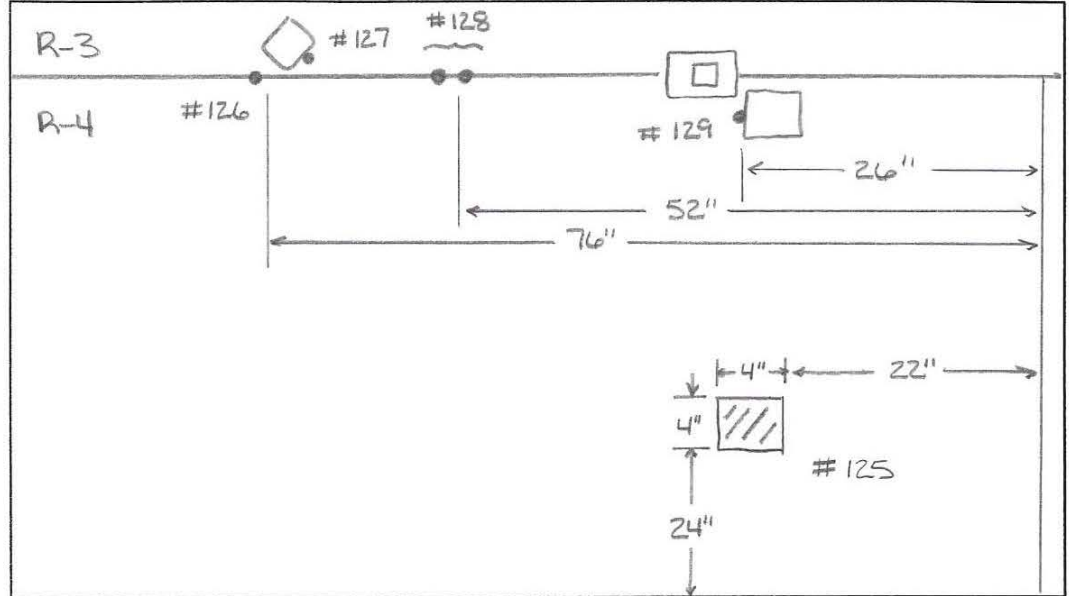
TANK # 6 - QUADRANT B
 *Nominal Plate Thickness: 0.250"

Tank Section: BARREL
Quadrant: B

Vertical Drop #: 6
Row #: 3

Course:
Plate #:

- 125 - TS Pitting
 0.190" Remaining
- 126 - Pinhole 1/32" DIA.
 0.180" S.W.
- 127 - Pinhole 1/32" DIA.
 0.180" S.W.
- 128 - Pinhole Cluster
 0.140" S.W.
- 129 - Pinhole 1/32" DIA.
 0.140" S.W.

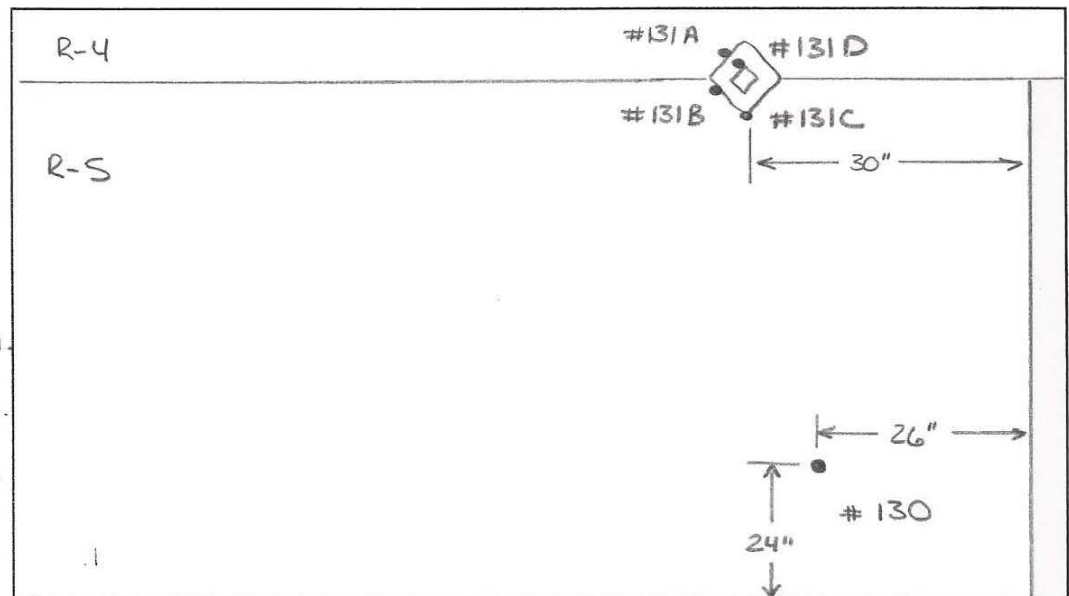


Tank Section: BARREL
Quadrant: B

Vertical Drop #: 6
Row #: 5

Course:
Plate #:

- 131A - Pinhole 1/32" DIA.
 0.140" S.W.
- 131B - Pinhole 1/32" DIA.
 0.140" S.W.
- 131C - Pinhole 1/32" DIA.
 NO S.W.
- 131D - Pinhole 1/32" DIA.
 NO S.W.
- 130 - TS pitting
 0.200" Remaining



Drawing is not to scale

Date 4/10/06

TANK # 6 - QUADRANT B
***Nominal Plate Thickness: 0.250"**

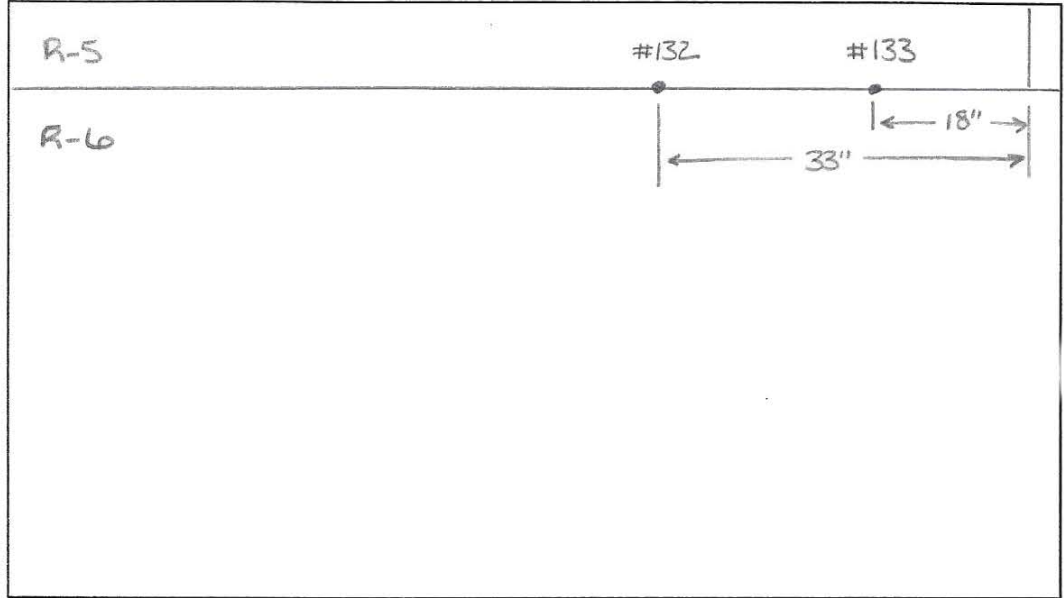
Tank Section: BARREL
 Quadrant: B

Vertical Drop #: 6
 Row #: 6

Course:
 Plate #:

132 - Pinhole 1/32" DIA.
 0.180" S.W.

133 - Pinhole 1/32" DIA.
 0.160" S.W.

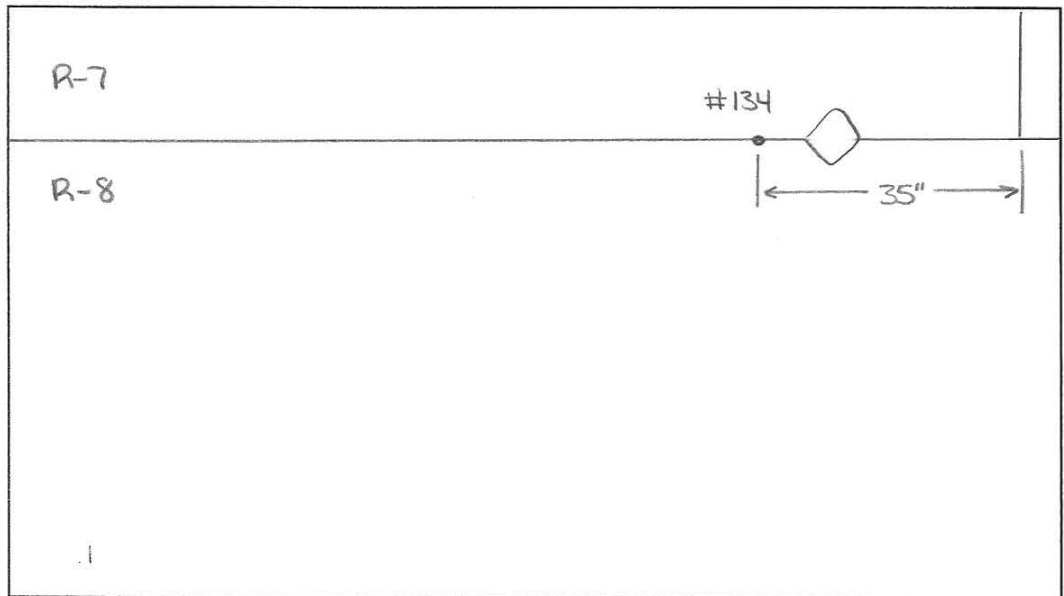


Tank Section: BARREL
 Quadrant: B

Vertical Drop #: 6
 Row #: 8

Course:
 Plate #:

134 - Pinhole 1/32" DIA.
 0.185" S.W.



Drawing is not to scale

Date 4/10/06

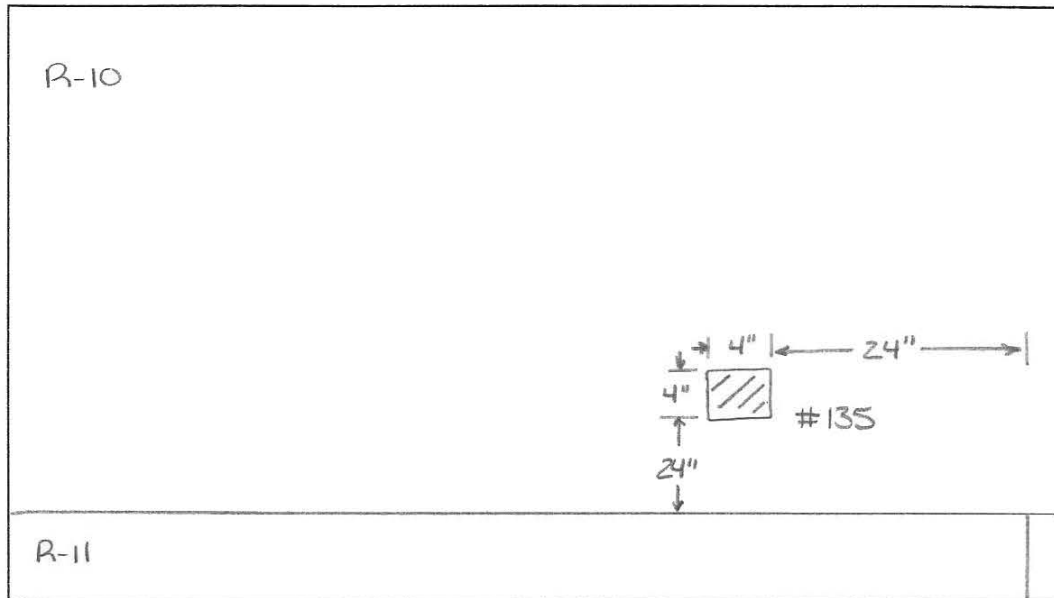
TANK # 6 - QUADRANT B
 *Nominal Plate Thickness: 0.250"

Tank Section: BARREL
 Quadrant: B

Vertical Drop #: 6
 Row #: 10

Course:
 Plate #:

135-TS Pitting
 0.190" Remaining

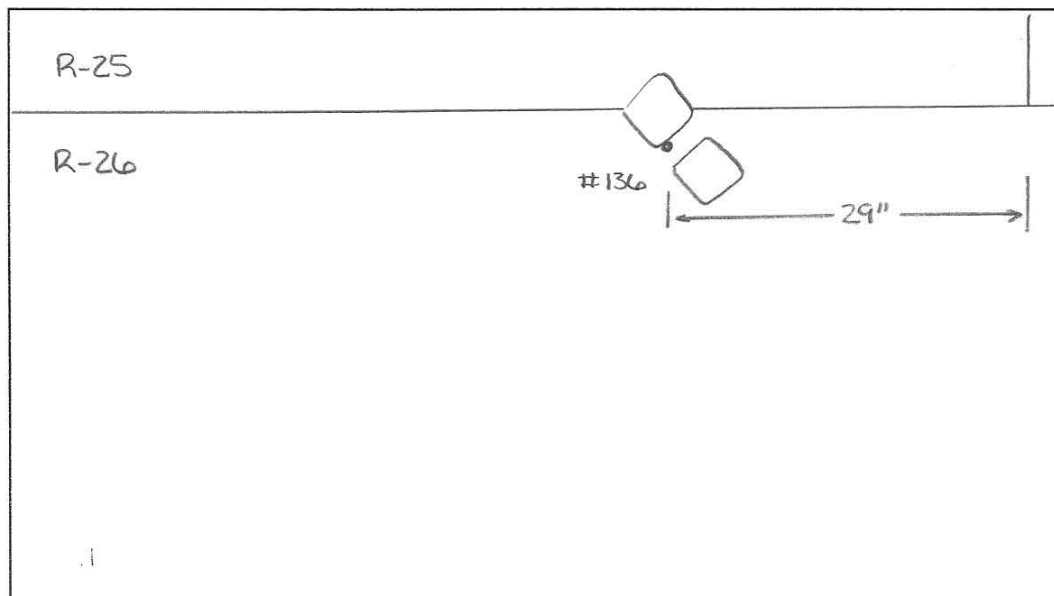


Tank Section: BARREL
 Quadrant: B

Vertical Drop #: 6
 Row #: 26

Course:
 Plate #:

136-Pinhole 1/32" DIA.
 0.160" S.W.



Drawing is not to scale

Date 4/10/06

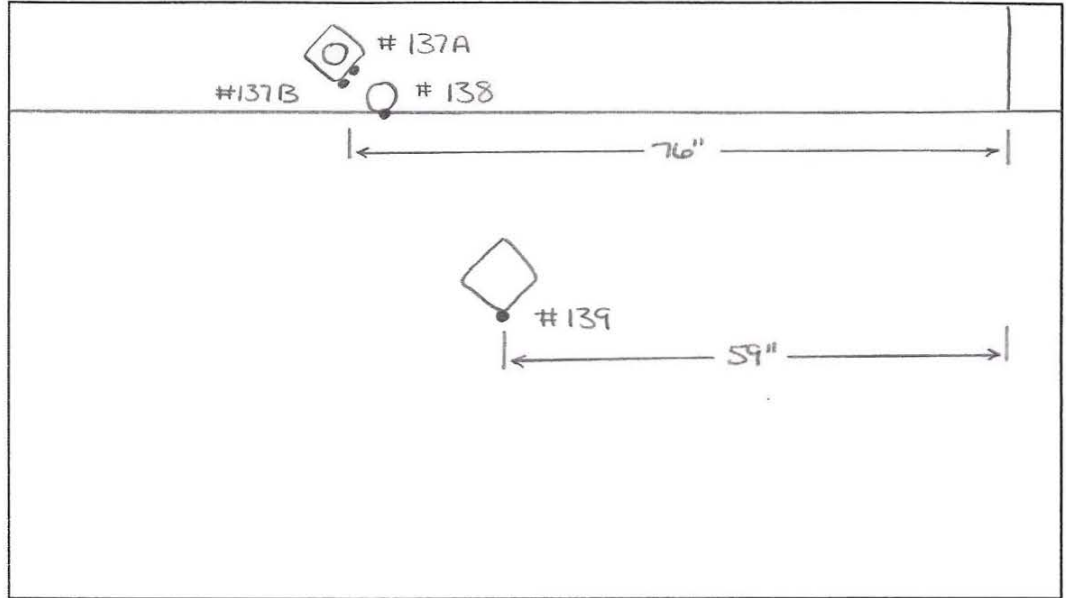
TANK # 6 - QUADRANT B
***Nominal Plate Thickness: 0.250"**

Tank Section: **BARREL**
 Quadrant: **B**

Vertical Drop #: **6**
 Row #: **28**

Course:
 Plate #:

- 137A - Pinhole 1/32" DIA.
 NO S.W.
- 137B - Pinhole 1/32" DIA.
 NO S.W.
- 138 - Pinhole 1/32" DIA.
 0.180" S.W.
- 139 - Pinhole 1/32" DIA.
 0.170" S.W.

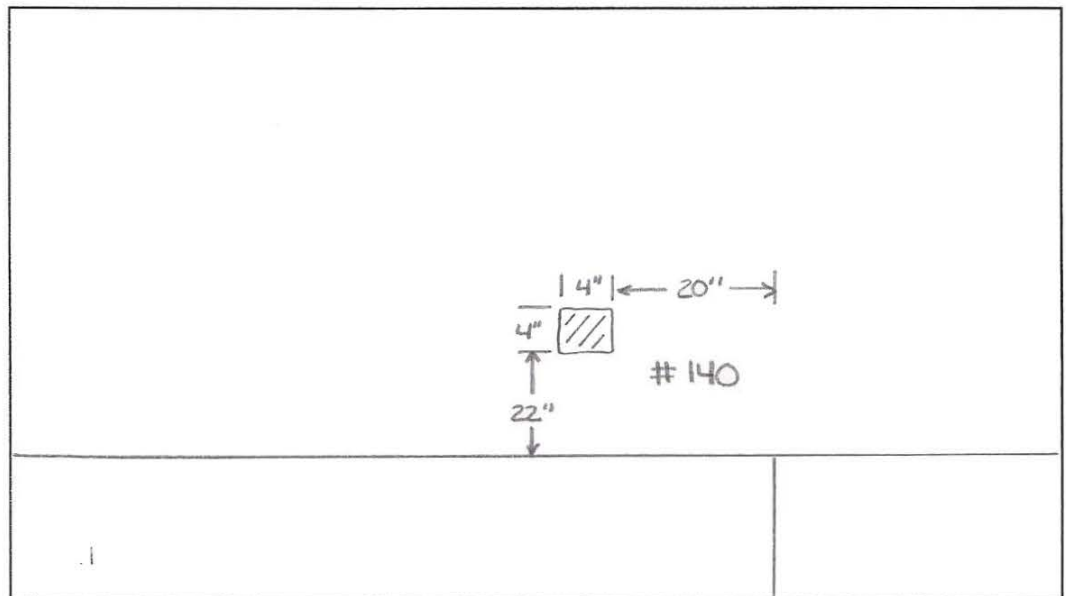


Tank Section: **BARREL**
 Quadrant: **B**

Vertical Drop #: **7**
 Row #: **25**

Course:
 Plate #:

- 140 - TS Pitting
 0.190" Remaining



Drawing is not to scale

Date 4/11/06

TANK # 6 - QUADRANT B
 *Nominal Plate Thickness: 0.250"

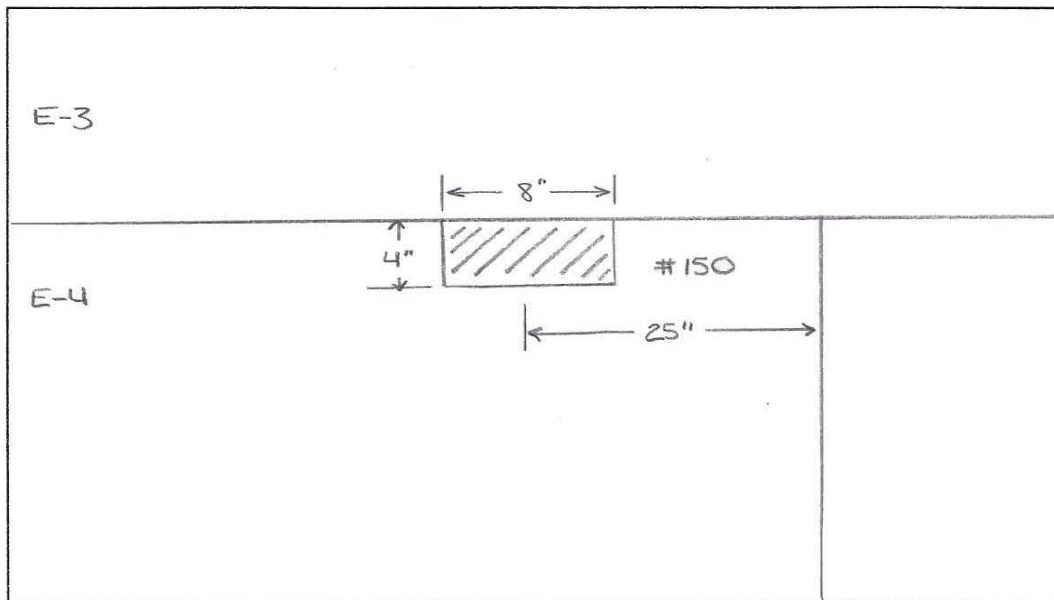
(EXTENSION)

Tank Section: BARREL
 Quadrant: B

Vertical Drop #: 7
 Row #: E-4

Course:
 Plate #:

150 - UC
 0.200" Remaining

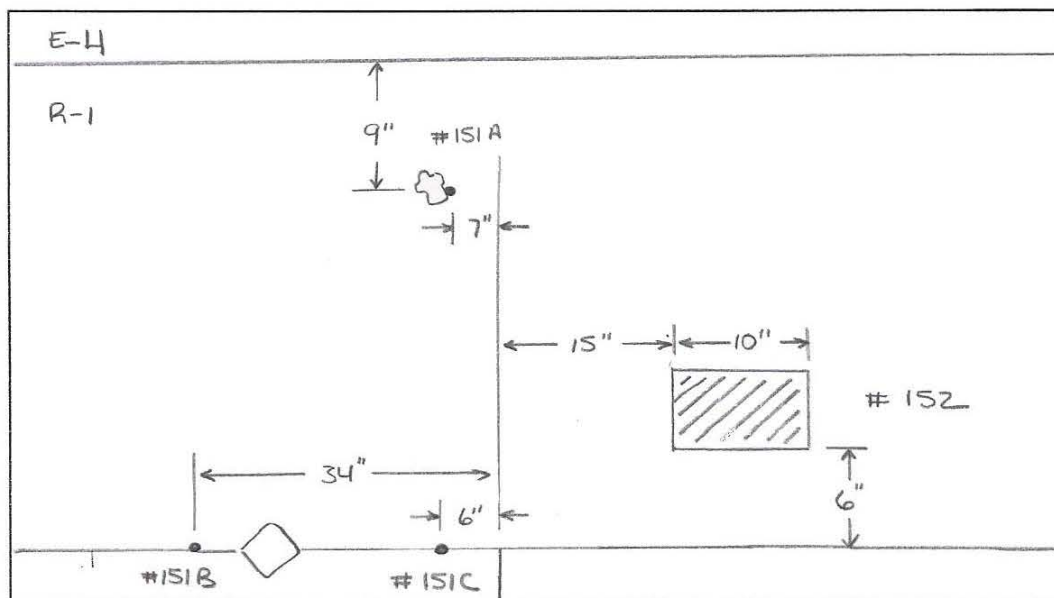


Tank Section: BARREL
 Quadrant: B

Vertical Drop #: 7
 Row #: 1

Course:
 Plate #:

151A - Pinhole 1/32" DIA.
 0.180" S.W.
 151B - Pinhole 1/32" DIA.
 0.170" S.W.
 151C - Pinhole 1/32" DIA.
 0.165" S.W.
 152 - UC
 0.200" Remaining



Drawing is not to scale

Date _____

TANK # 6 - QUADRANT

***Nominal Plate Thickness: 0.250"**

Tank Section: BARREL

Quadrant: B

Vertical Drop #: 7

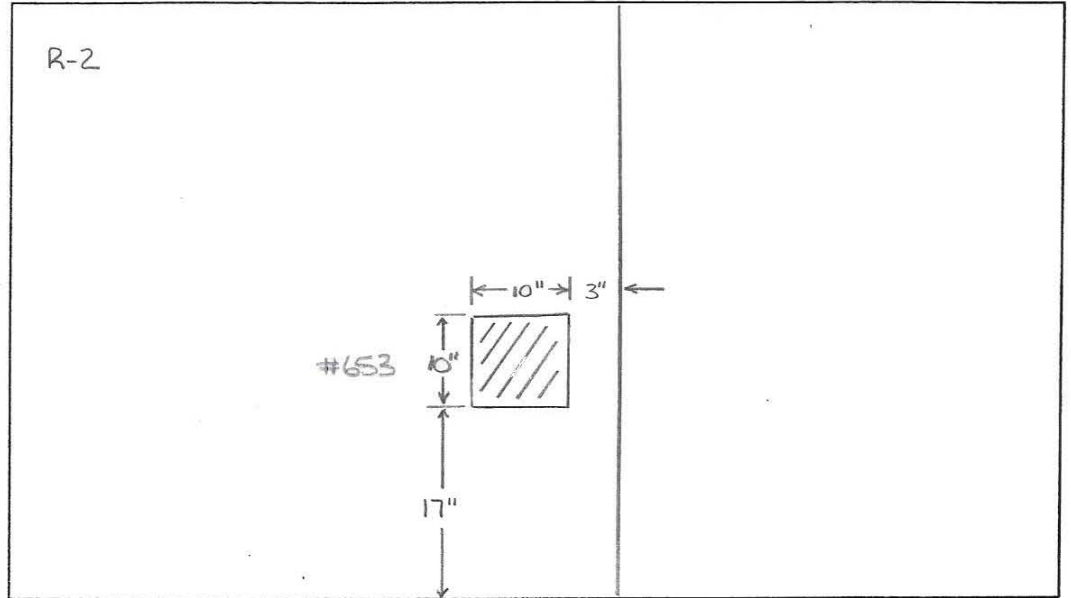
Row #: 2

Course:

Plate #:

653-UC

0.180" Remaining



Tank Section:


Quadrant:

Vertical Drop #:

Row #:

Course:

Plate #:



Drawing is not to scale

Date 4/11/06

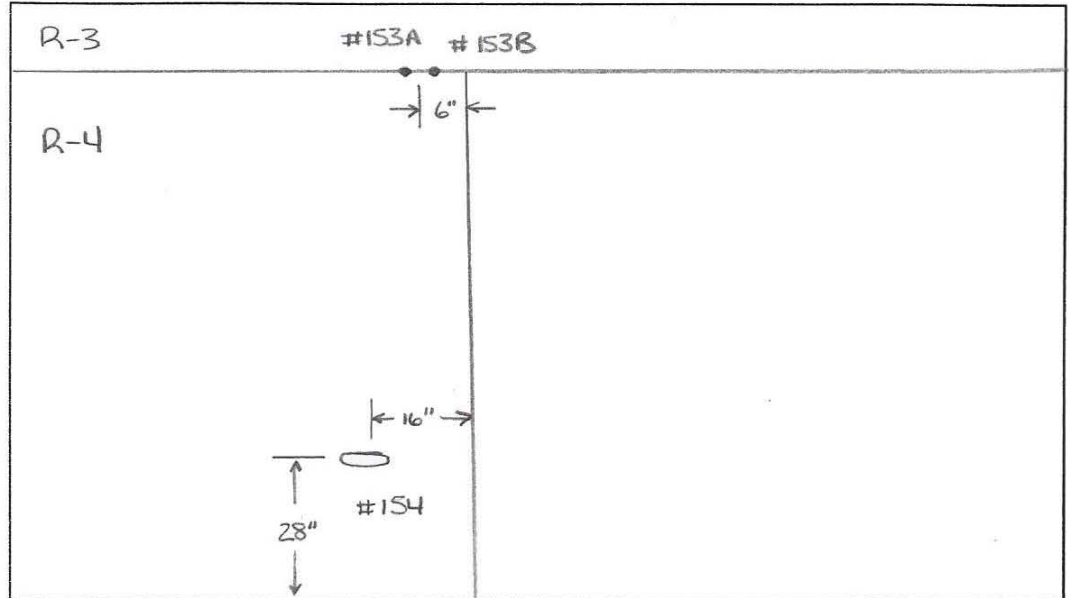
TANK # 6 - QUADRANT B
 *Nominal Plate Thickness: 0.250"

Tank Section: BARREL
 Quadrant: B

Vertical Drop #: 7
 Row #: 4

Course:
 Plate #:

- 153A - Pinhole 1/32" DIA.
0.140 S.W.
- 153B - Pinhole 1/32" DIA.
0.140 S.W.
- 154 - TS GOUGE
0.200" Remaining

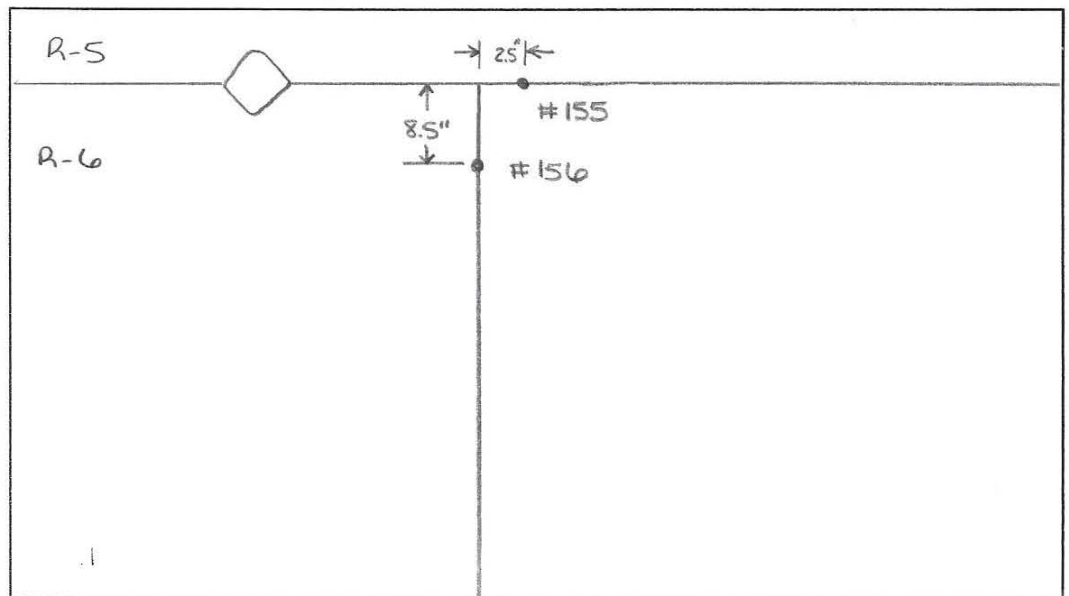


Tank Section: BARREL
 Quadrant: B

Vertical Drop #: 7
 Row #: 6

Course:
 Plate #:

- 155 - Pinhole 1/32" DIA.
0.170" S.W.
- 156 - Pinhole 1/32" DIA.
0.165" S.W.



Drawing is not to scale

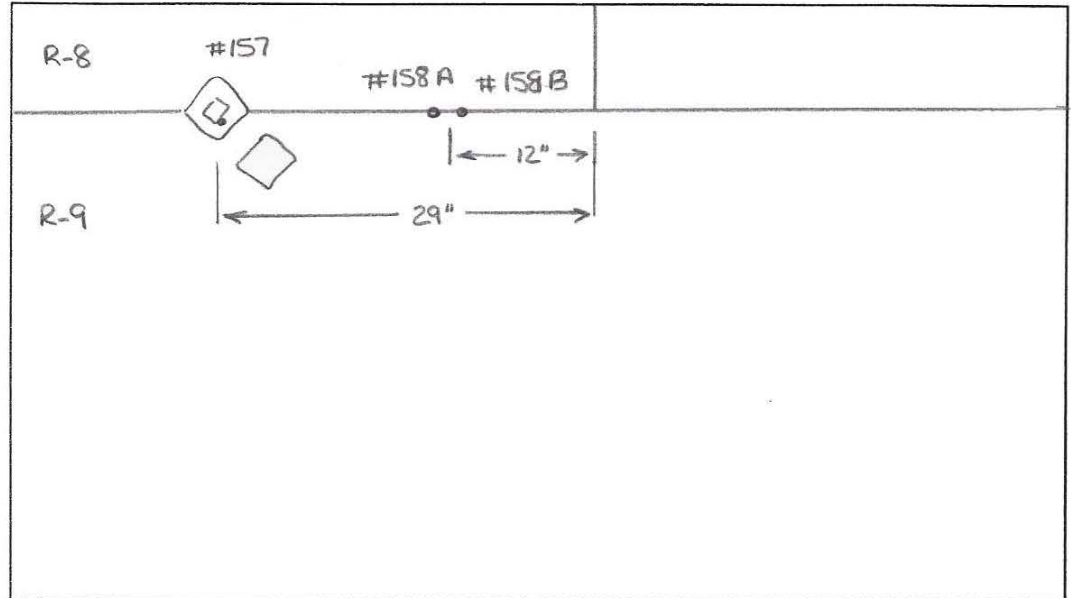
Date 4/11/06

TANK # 6 - QUADRANT B
 *Nominal Plate Thickness: 0.250"

Tank Section: BARREL
 Quadrant: B

Vertical Drop #: 7
 Row #: 9

Course:
 Plate #:



157 - Pinhole 1/32" DIA.
 NO S.W.

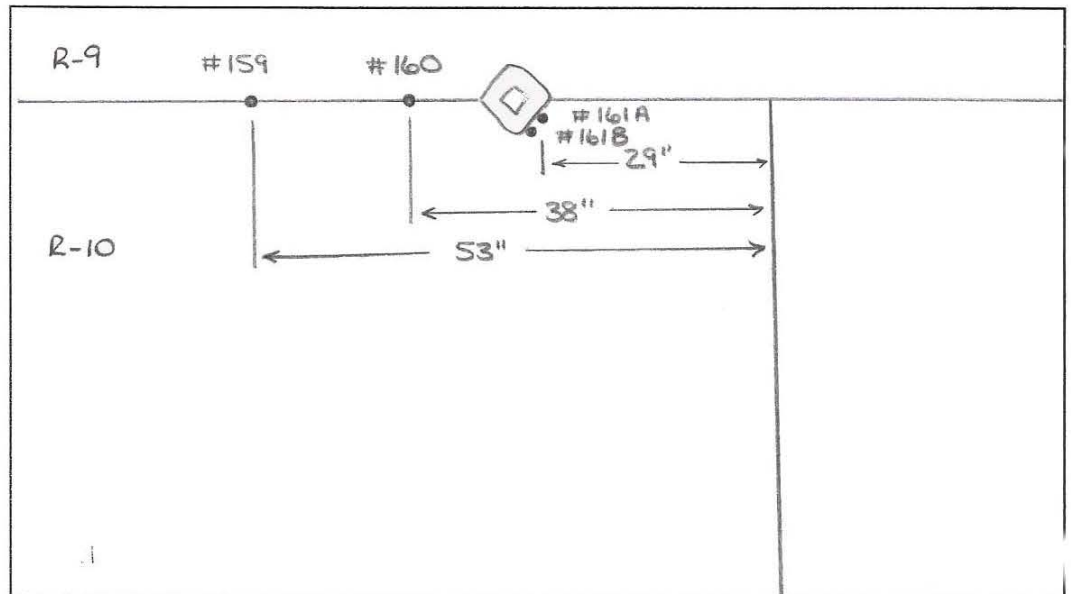
158A - Pinhole 1/32" DIA.
 0.140" S.W.

158B - Pinhole 1/32" DIA.
 0.140" S.W.

Tank Section: BARREL
 Quadrant: B

Vertical Drop #: 7
 Row #: 10

Course:
 Plate #:



159 - Pinhole 1/32" DIA.
 0.170" S.W.

160 - Pinhole 1/32" DIA.
 0.175" S.W.

161A - Pinhole 1/32" DIA.
 NO S.W.

161B - Pinhole 1/32" DIA.
 NO S.W.

Drawing is not to scale

Date 4/11/06

TANK # 6 - QUADRANT B
***Nominal Plate Thickness: 0.250"**

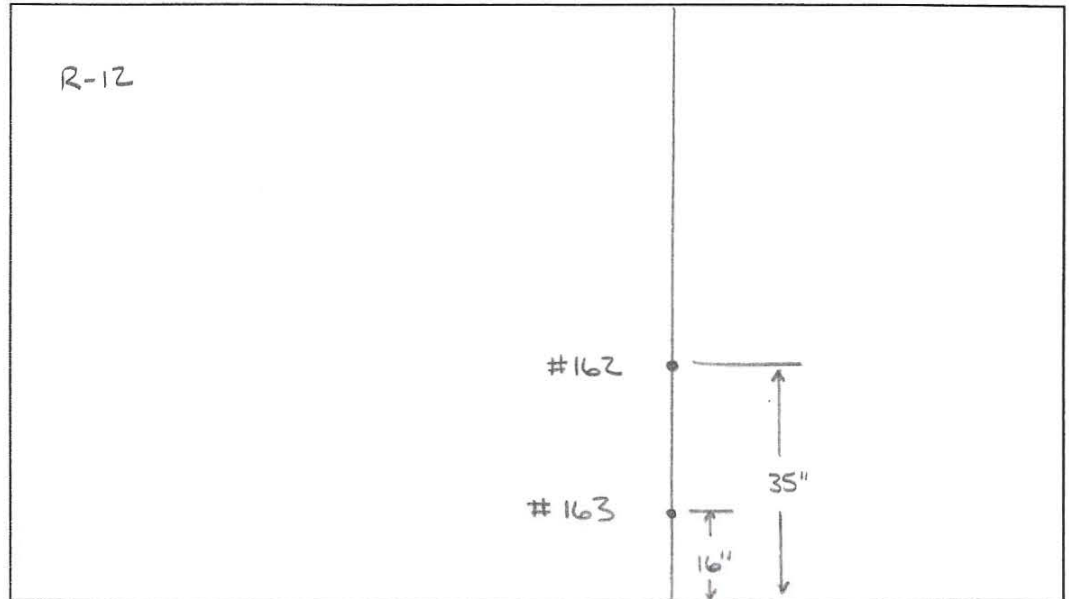
Tank Section: BARREL
 Quadrant: B

Vertical Drop #: 7
 Row #: 12

Course:
 Plate #:

162 - Pinhole 1/32" DIA
 0.170" S.W.

163 - Pinhole 1/32" DIA.
 0.170" S.W.

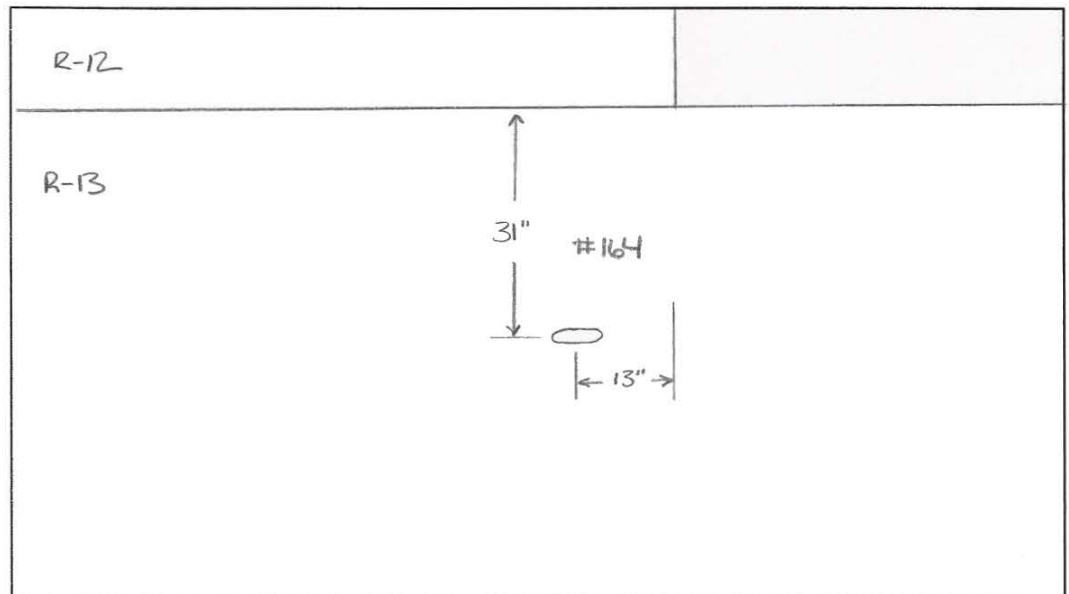


Tank Section: BARREL
 Quadrant: B

Vertical Drop #: 7
 Row #: 13

Course:
 Plate #:

164 - TS GOUGE
 0.200" Remaining



Drawing is not to scale

Date 4/11/06

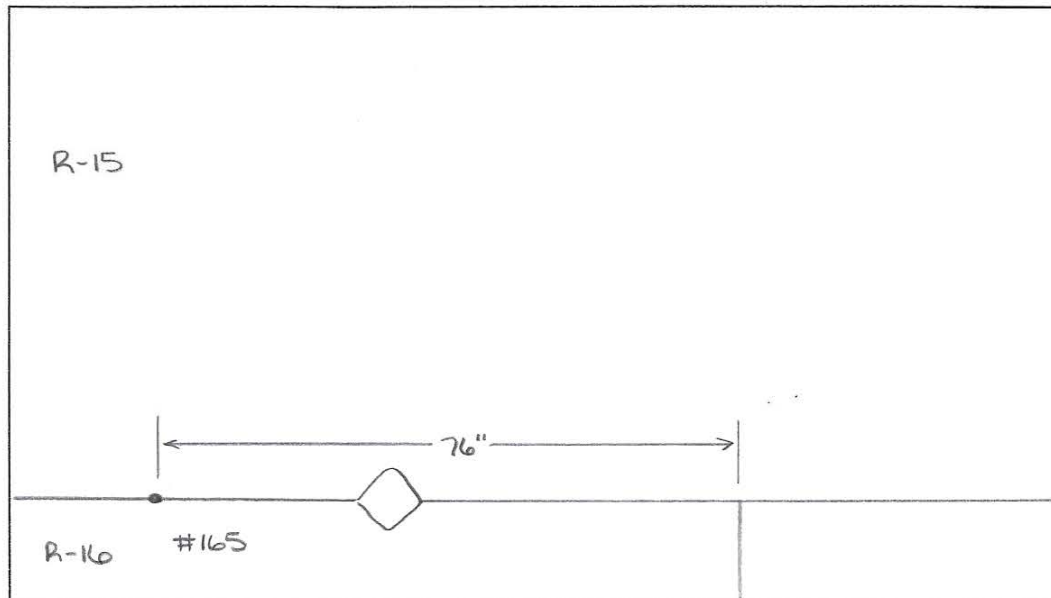
TANK # 6 - QUADRANT B
 *Nominal Plate Thickness: 0.250"

Tank Section: BARREL
 Quadrant: B

Vertical Drop #: 7
 Row #: 16

Course:
 Plate #:

165 - Pinhole 1/32" DIA.
 0.145" S.W.



Tank Section: BARREL
 Quadrant: B

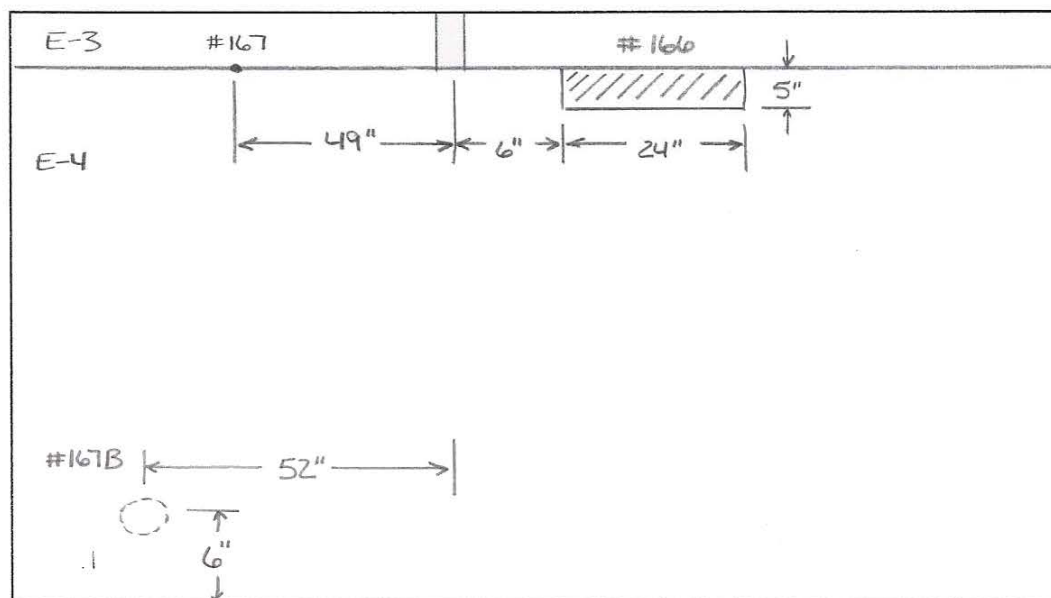
Vertical Drop #: 8
 Row #: E-4

Course:
 Plate #:

166 - UC
 0.180" Remaining

167A - Pinhole 1/32" DIA.
 NO S.W.

167B - Pinhole Cluster
 NO S.W.



Drawing is not to scale

Date 4/11/06

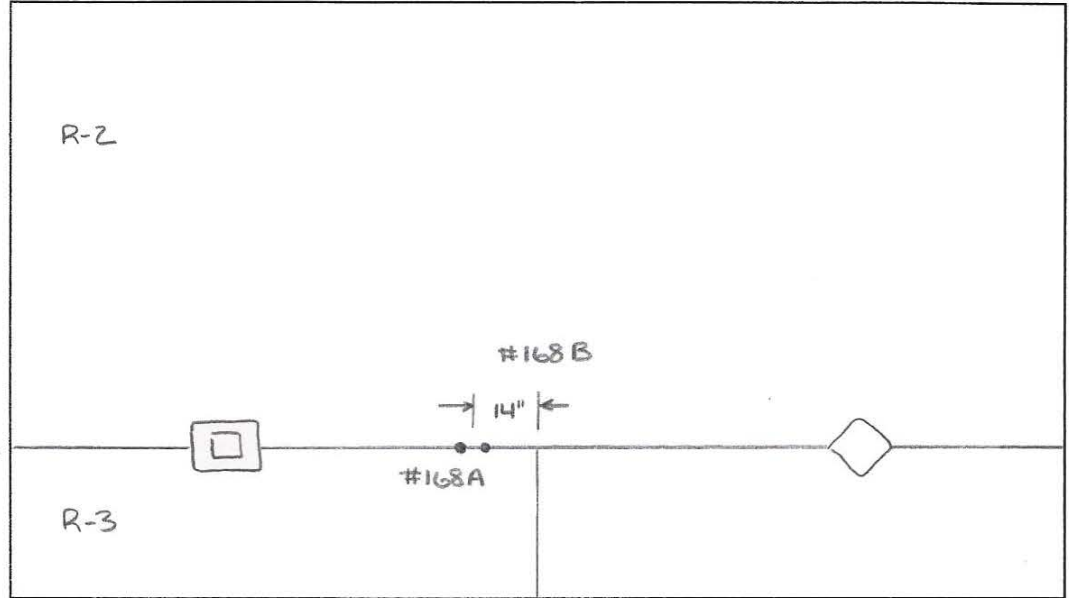
TANK # 6 - QUADRANT B
 *Nominal Plate Thickness: 0.250"

Tank Section: BARREL
 Quadrant: B

Vertical Drop #: 8
 Row #: 2

Course:
 Plate #:

- 168 A - Pinhole 1/32" DIA.
0.165" S.W.
- 168 B - Pinhole 1/32" DIA.
0.165" S.W.

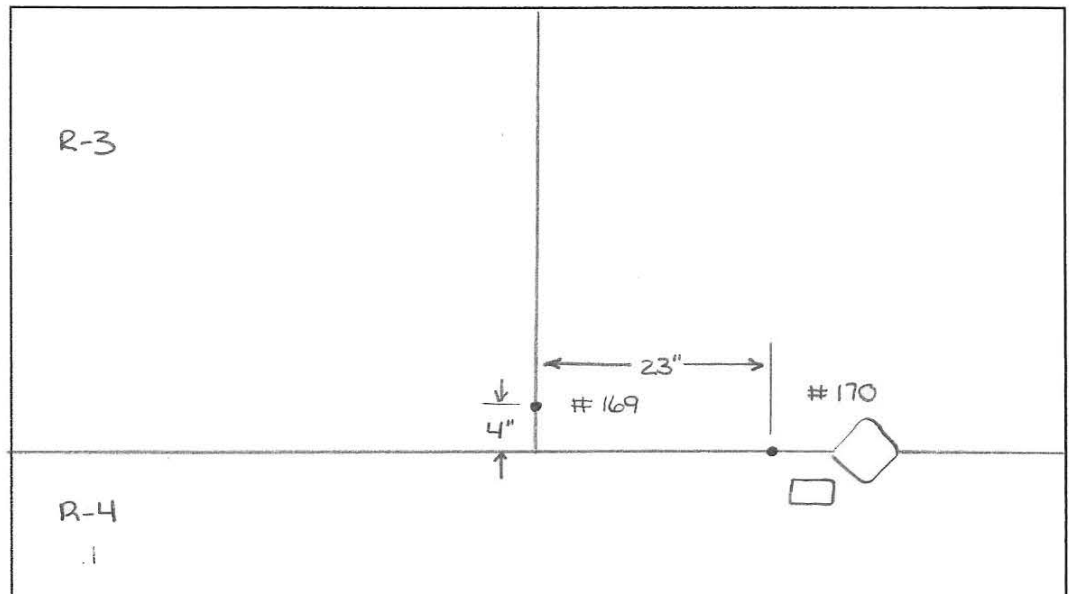


Tank Section: BARREL
 Quadrant: B

Vertical Drop #: 8
 Row #: 3

Course:
 Plate #:

- 169 - Pinhole 1/32" DIA.
0.170" S.W.
- 170 - Pinhole 1/32" DIA.
0.175" S.W.



Drawing is not to scale

Date 4/11/06

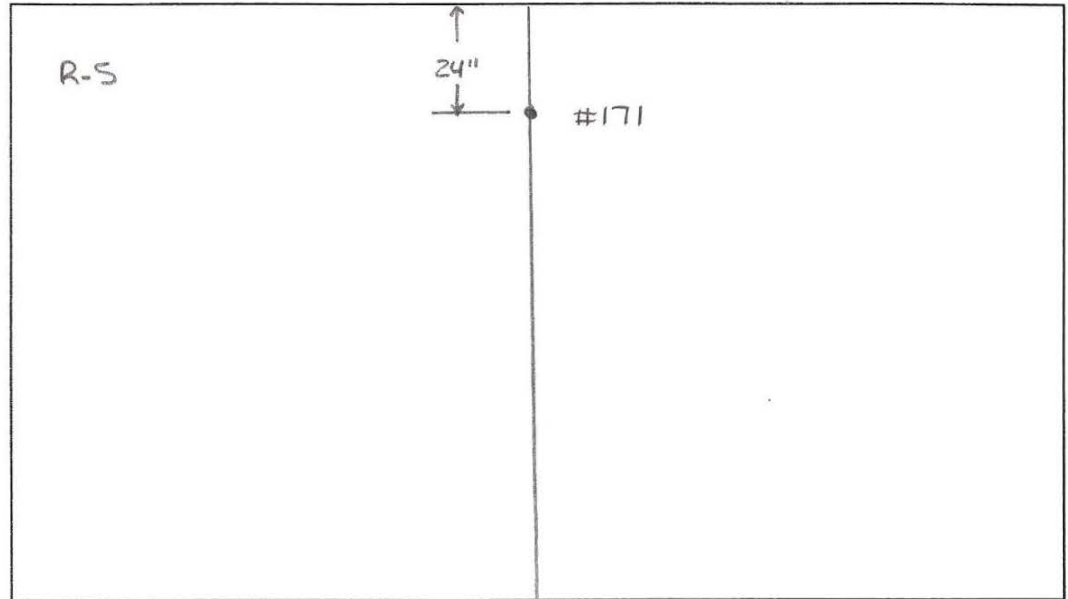
TANK # 6 - QUADRANT B
*Nominal Plate Thickness: 0.250"

Tank Section: BARREL
Quadrant: B

Vertical Drop #: 8
Row #: 5

Course:
Plate #:

171 - Pinhole 1/32" DIA.
0.175" S.W.

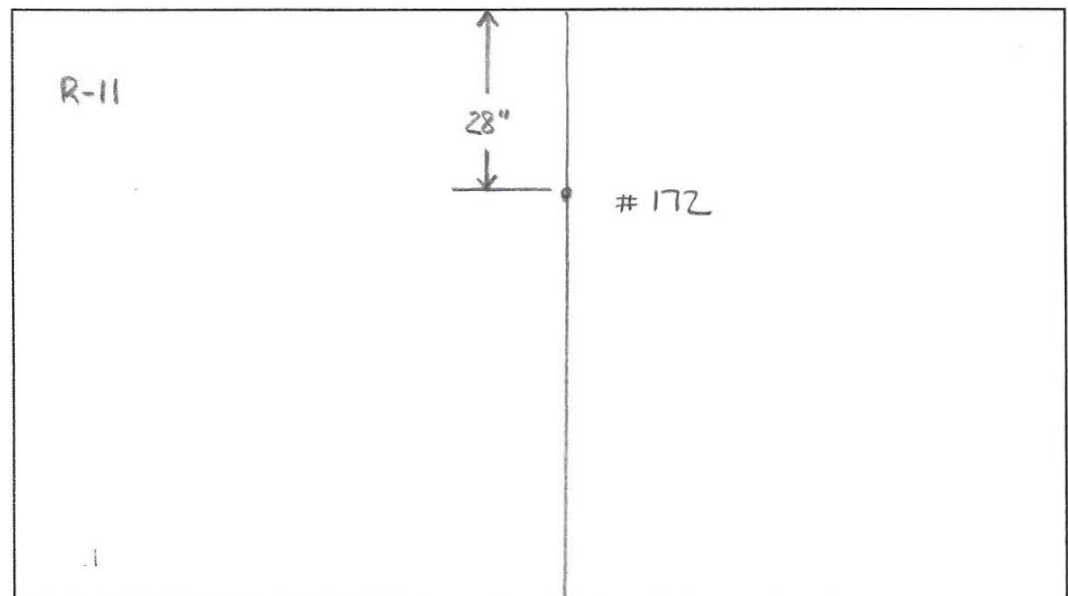


Tank Section: BARREL
Quadrant: B

Vertical Drop #: 8
Row #: 11

Course:
Plate #:

172 - Pinhole 1/32" DIA.
0.170" S.W.



Drawing is not to scale

Date 4/11/06

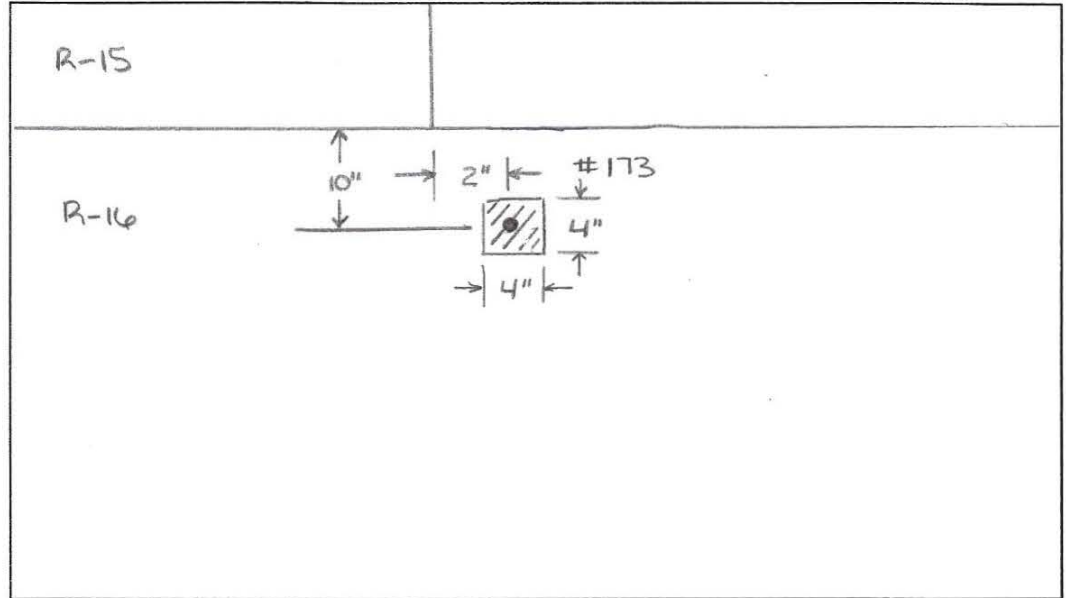
TANK # 6 - QUADRANT B
 *Nominal Plate Thickness: 0.250"

Tank Section: BARREL
 Quadrant: B

Vertical Drop #: 8
 Row #: 16

Course:
 Plate #:

173- TS pitting
 0.190" Remaining

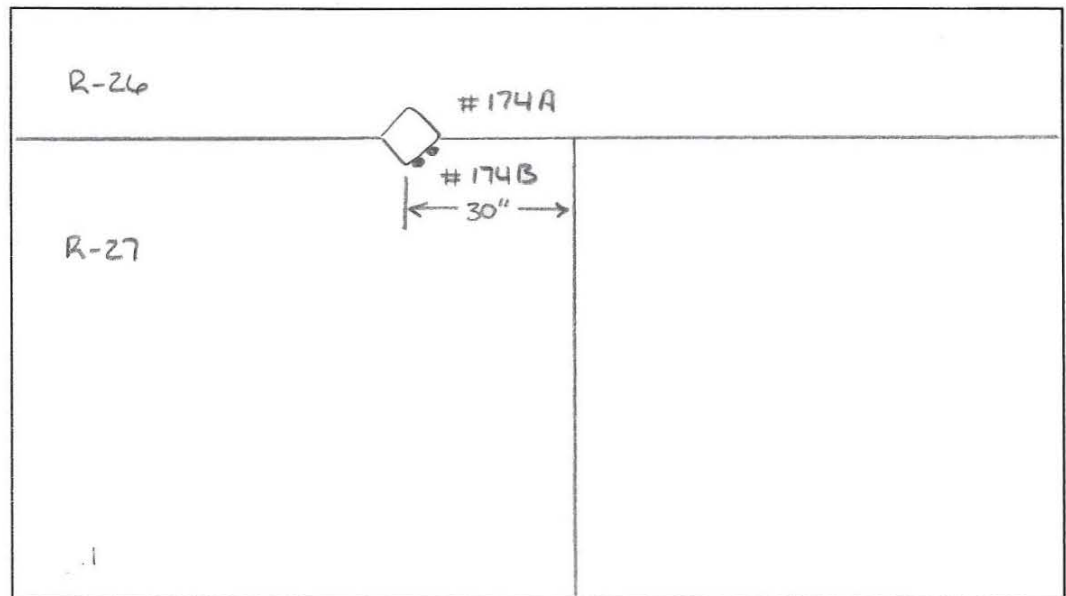


Tank Section: BARREL
 Quadrant: B

Vertical Drop #: 8
 Row #: 27

Course:
 Plate #:

174A - Pinhole 1/32" DIA.
 0.180" S.W.
 174B - Pinhole 1/32" DIA.
 0.180" S.W.



Drawing is not to scale

Date 4/11/06

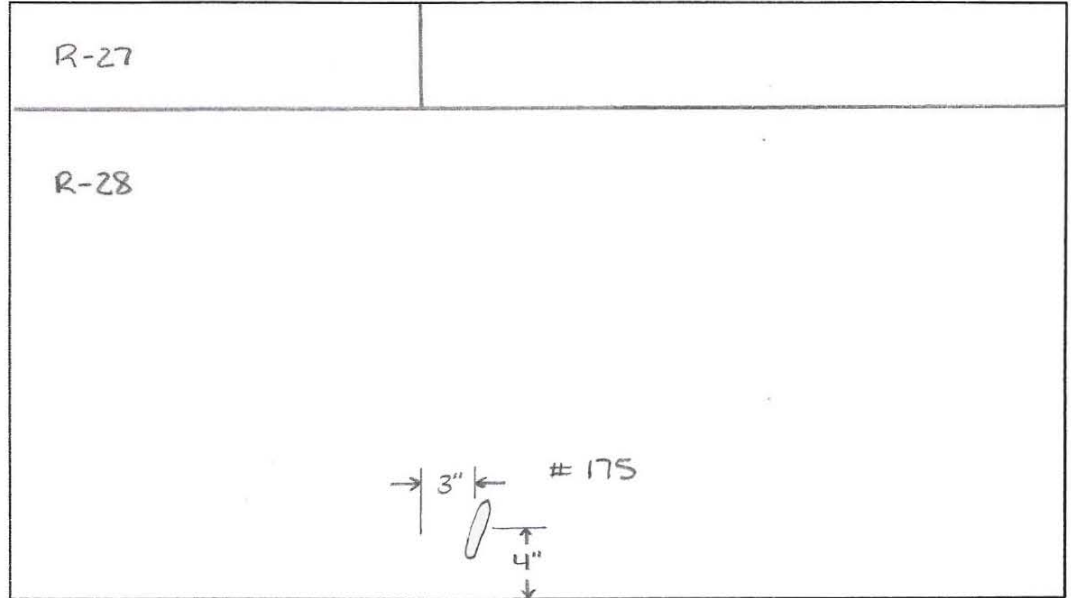
TANK # 6 - QUADRANT B
*Nominal Plate Thickness: 0.250"

Tank Section: BARREL
Quadrant: B

Vertical Drop #: 8
Row #: 28

Course:
Plate #:

175 - TS GOUGE
0.190" Remaining

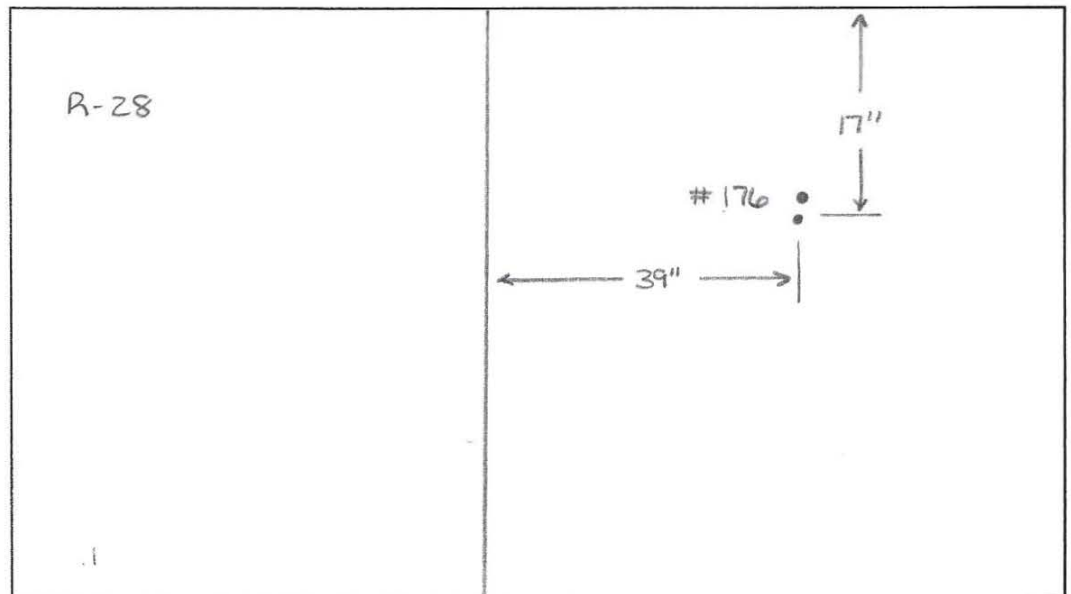


Tank Section: BARREL
Quadrant: B

Vertical Drop #: 9
Row #: 28

Course:
Plate #:

176 - Pinhole 1/32" DIA.
0.150" S.W.



Drawing is not to scale

Date 4/12/06

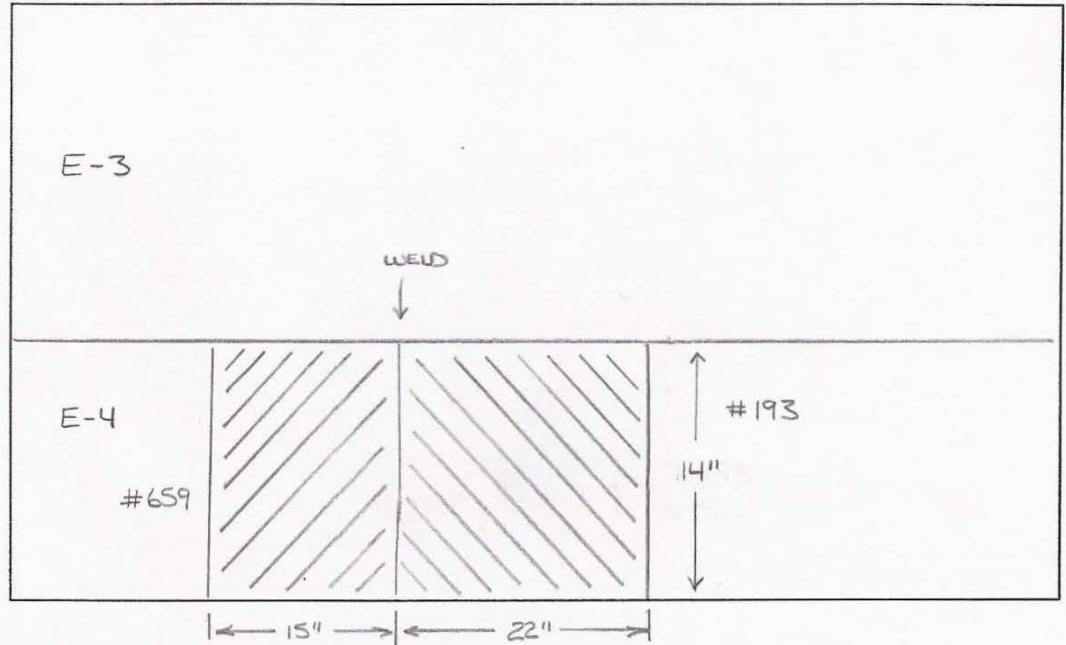
TANK # 6 - QUADRANT B
*Nominal Plate Thickness: 0.250"

Tank Section: BARREL
Quadrant: B

Vertical Drop #: 9
Row #: E-4

Course:
Plate #:

193-UC
0.190" Remaining
659-UC
0.190" Remaining



Tank Section:
Quadrant:

Vertical Drop #:
Row #:

Course:
Plate #:



Drawing is not to scale

Date 4/12/06

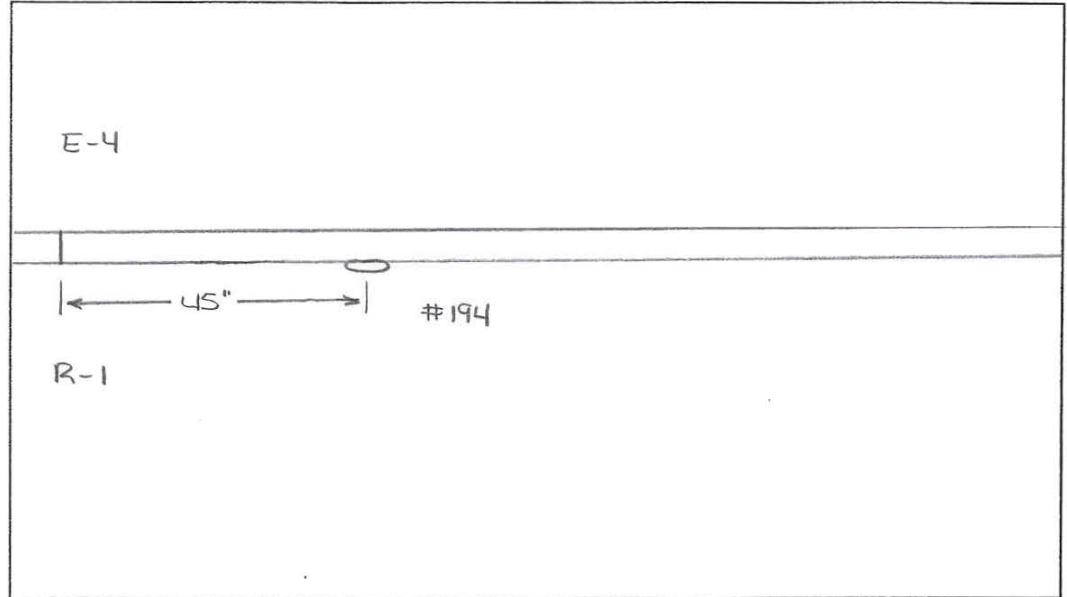
TANK # 6 - QUADRANT B
*Nominal Plate Thickness: 0.250"

Tank Section: BARREL
Quadrant: B

Vertical Drop #: 9
Row #: 1

Course:
Plate #:

194 - Undercut 1/4" Long
NO S.W.

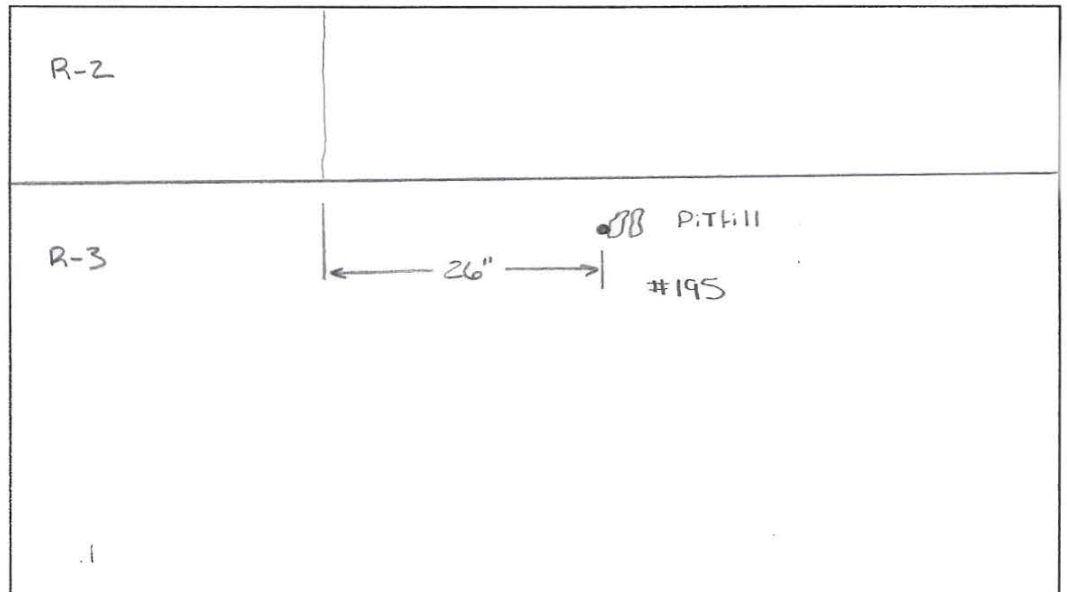


Tank Section: BARREL
Quadrant: B

Vertical Drop #: 9
Row #: 3

Course:
Plate #:

195 - Pinhole 1/32" DIA.
0.170" S.W.



Drawing is not to scale

Date 4/12/06

TANK # 6 - QUADRANT B
 *Nominal Plate Thickness: 0.250"

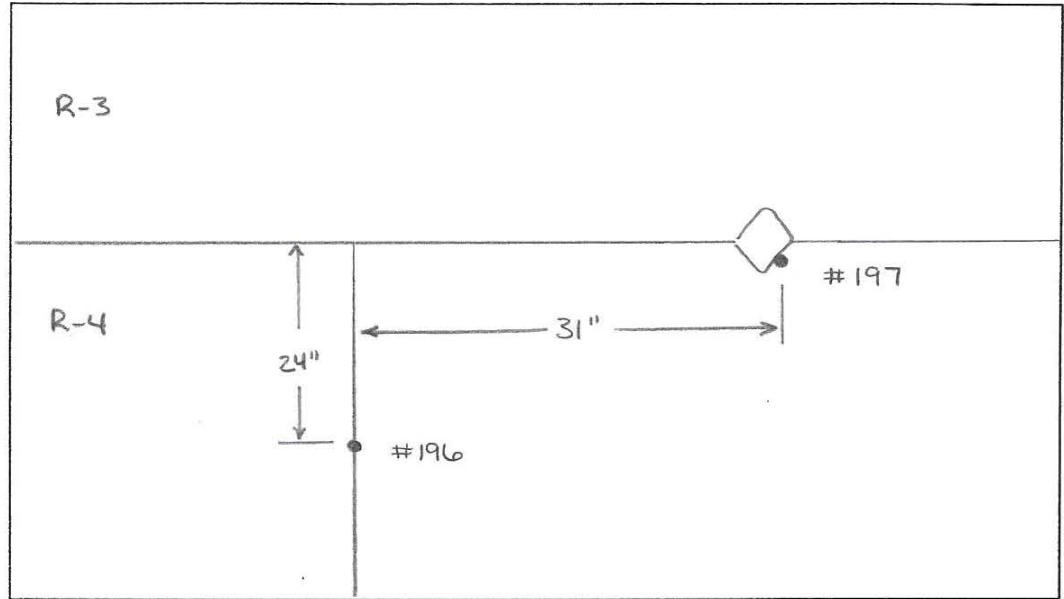
Tank Section: BARREL
 Quadrant: B

Vertical Drop #: 9
 Row #: 4

Course:
 Plate #:

197 - Pinhole 1/32" DIA.
 0.155" S.W.

196 - Pinhole 1/32" DIA.
 0.150" S.W.

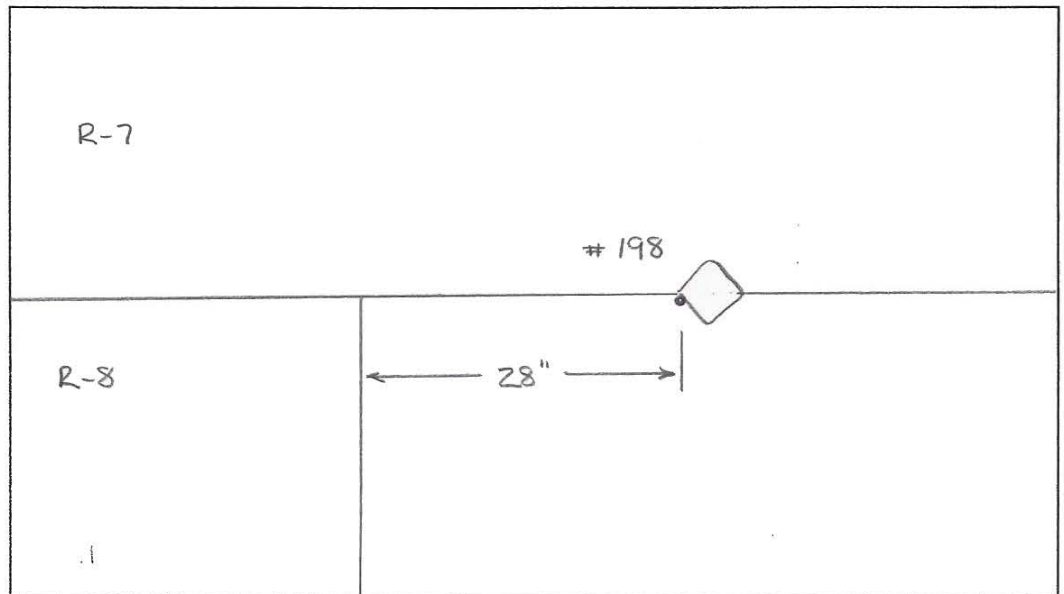


Tank Section: BARREL
 Quadrant: B

Vertical Drop #: 9
 Row #: 8

Course:
 Plate #:

198 - Pinhole 1/32" DIA.
 0.160" S.W.



Drawing is not to scale

Date 4/12/06

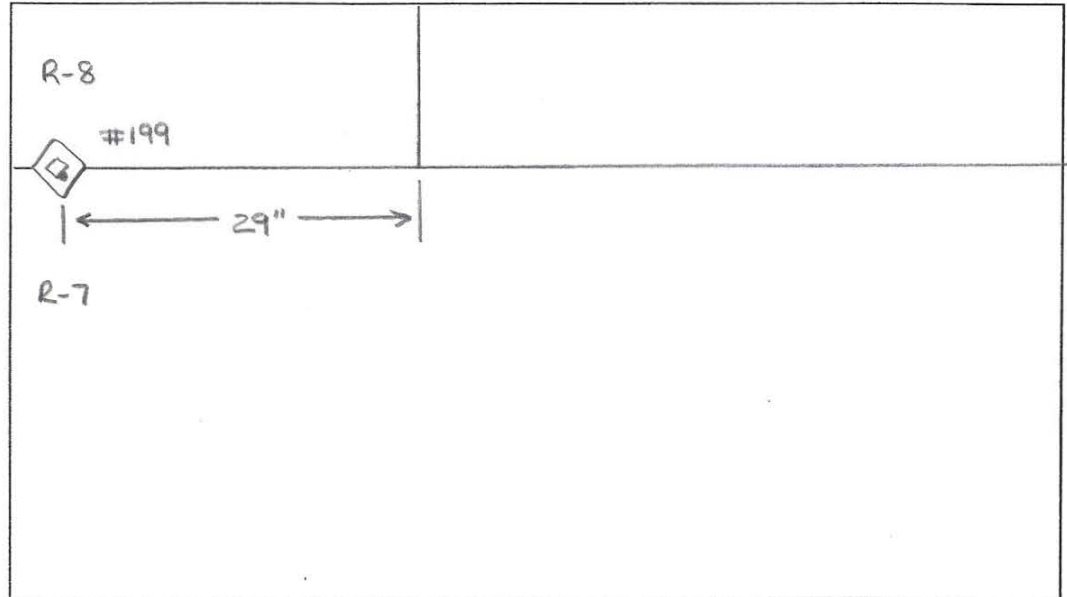
TANK # 6 - QUADRANT ^B
 *Nominal Plate Thickness: 0.250"

Tank Section: BARREL
 Quadrant: B

Vertical Drop #: 9
 Row #: 9

Course:
 Plate #:

199 - Pinhole 1/32" DIA
 NO S.W.

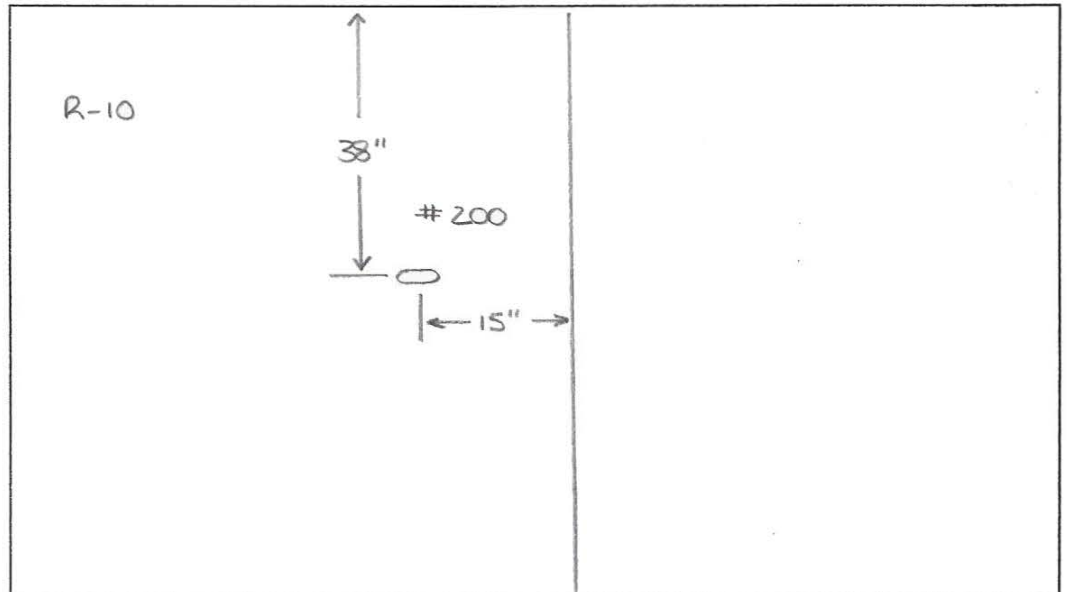


Tank Section: BARREL
 Quadrant: B

Vertical Drop #: 9
 Row #: 10

Course:
 Plate #:

200 - TS GOUGE
 0.200" Remaining



Drawing is not to scale

Date 4/12/06

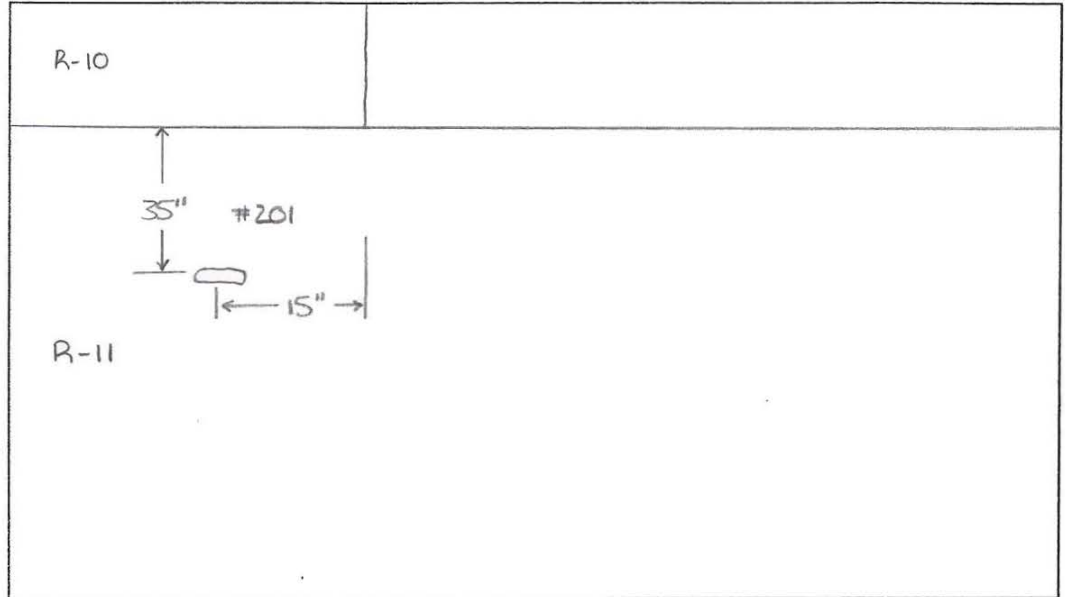
TANK # 6 - QUADRANT B
 *Nominal Plate Thickness: 0.250"

Tank Section: BARREL
 Quadrant: B

Vertical Drop #: 9
 Row #: 11

Course:
 Plate #:

201 - TS GOUGE
 0.200 Remaining

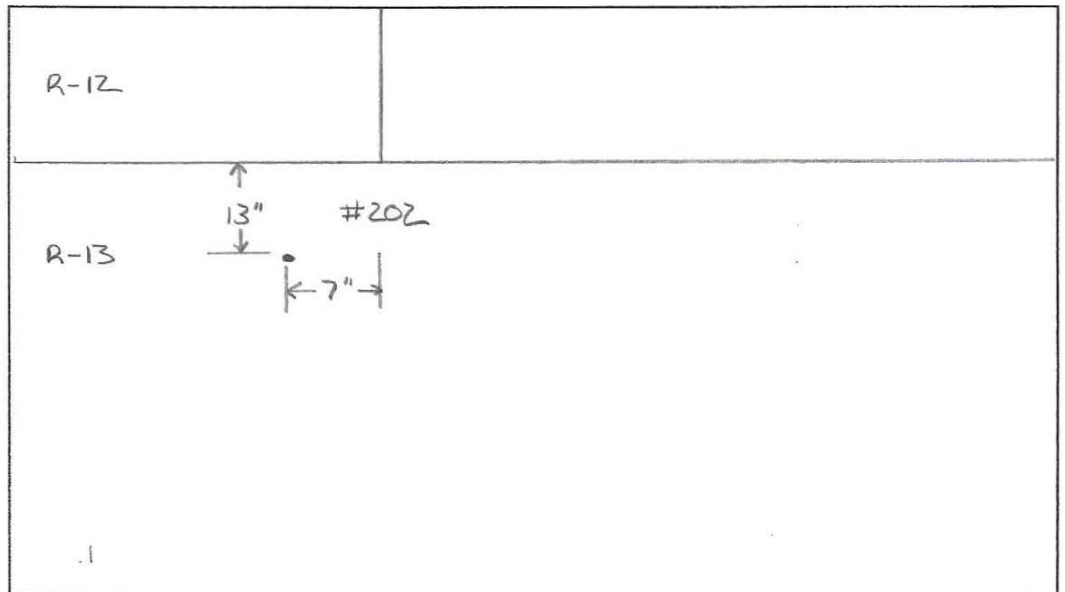


Tank Section: BARREL
 Quadrant: B

Vertical Drop #: 9
 Row #: 13

Course:
 Plate #:

202 - Pinhole 1/32" DIA.
 0.150" S.W.



Drawing is not to scale

Date 4/12/06

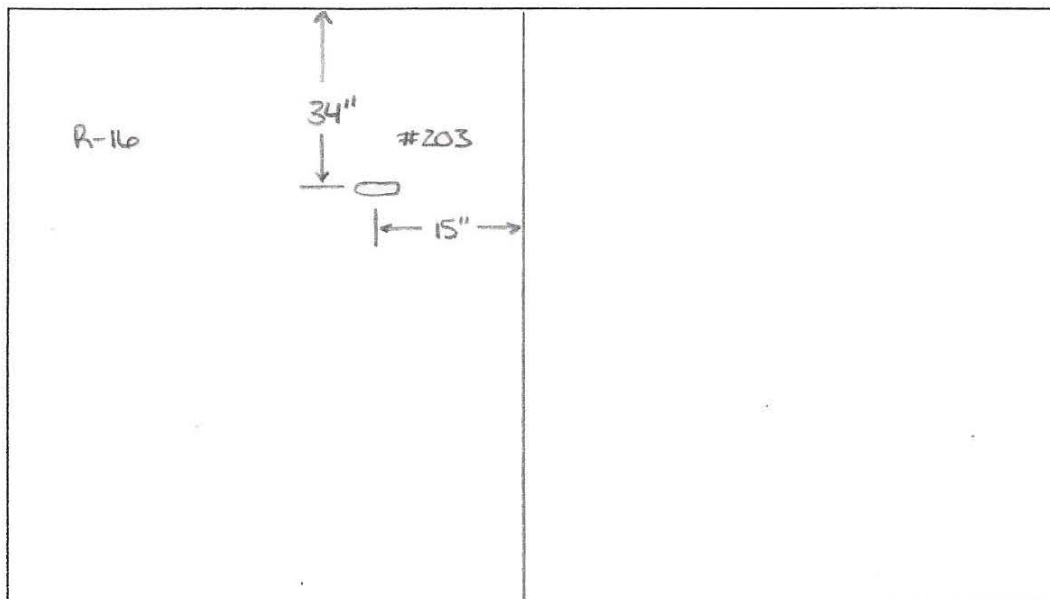
TANK # 6 - QUADRANT B
*Nominal Plate Thickness: 0.250"

Tank Section: BARREL
Quadrant: B

Vertical Drop #: 9
Row #: 16

Course:
Plate #:

203 - TS GOUGE
0.200" Remaining

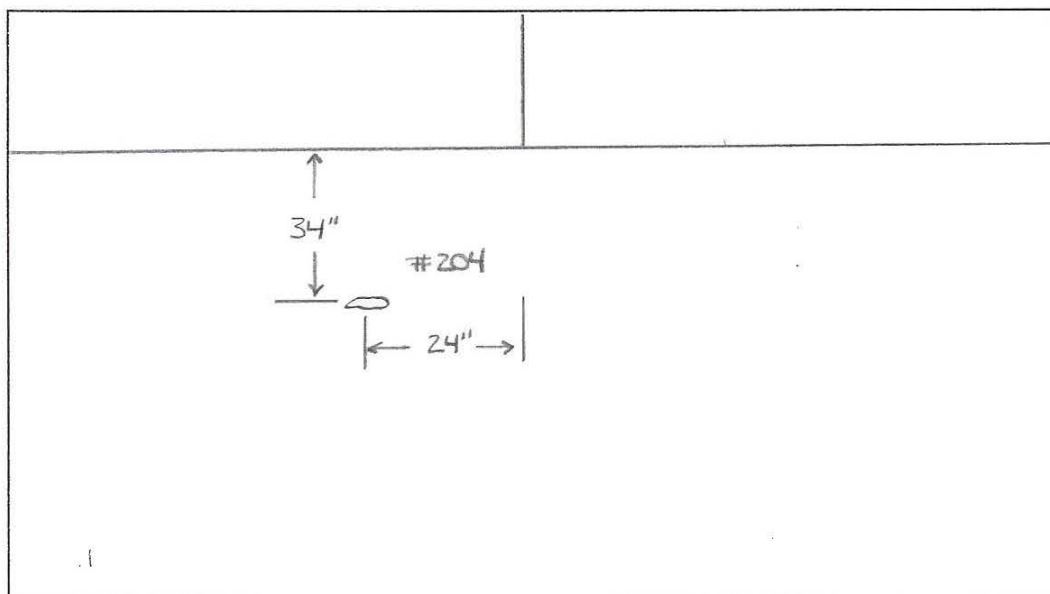


Tank Section: BARREL
Quadrant: B

Vertical Drop #: 9
Row #: 17

Course:
Plate #:

204 - TS GOUGE
0.200" Remaining



Drawing is not to scale

Date 4/12/06

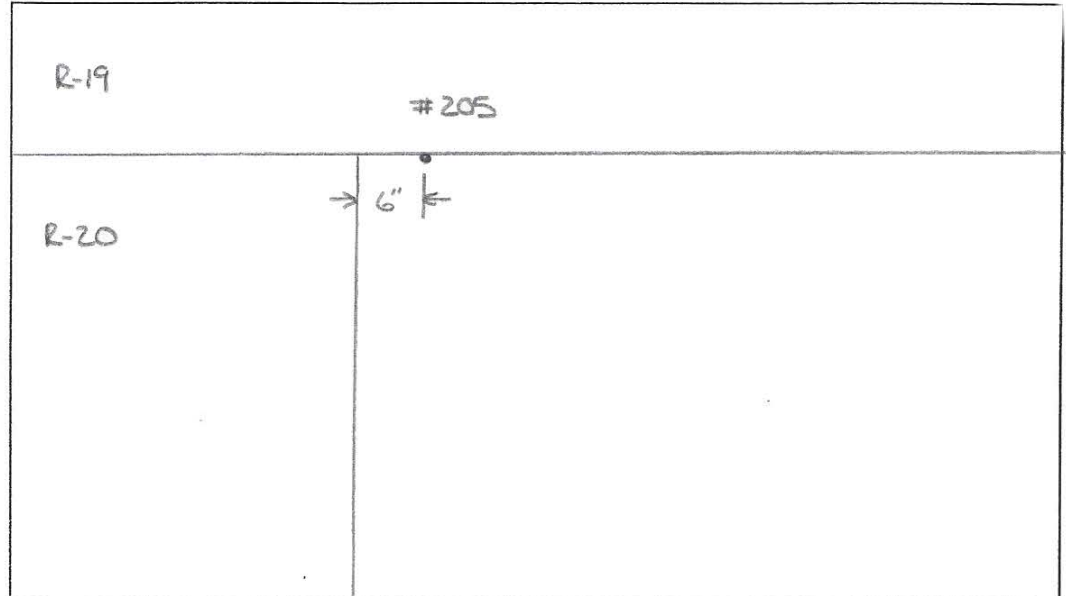
TANK # 6 - QUADRANT B
*Nominal Plate Thickness: 0.250"

Tank Section: BARREL
Quadrant: B

Vertical Drop #: 9
Row #: 20

Course:
Plate #:

205 - Pinhole 1/32" DIA.
0.155" S.W.

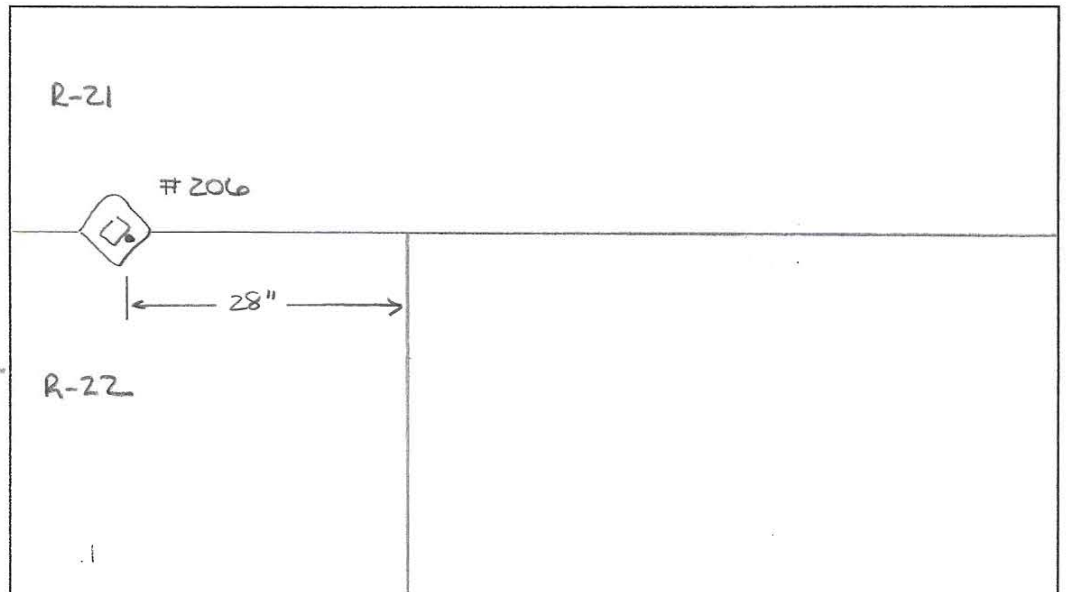


Tank Section: BARREL
Quadrant: B

Vertical Drop #: 9
Row #: 22

Course:
Plate #:

206 - Pinhole 1/32" DIA.
0.170" S.W.



Drawing is not to scale

Date 4/12/06

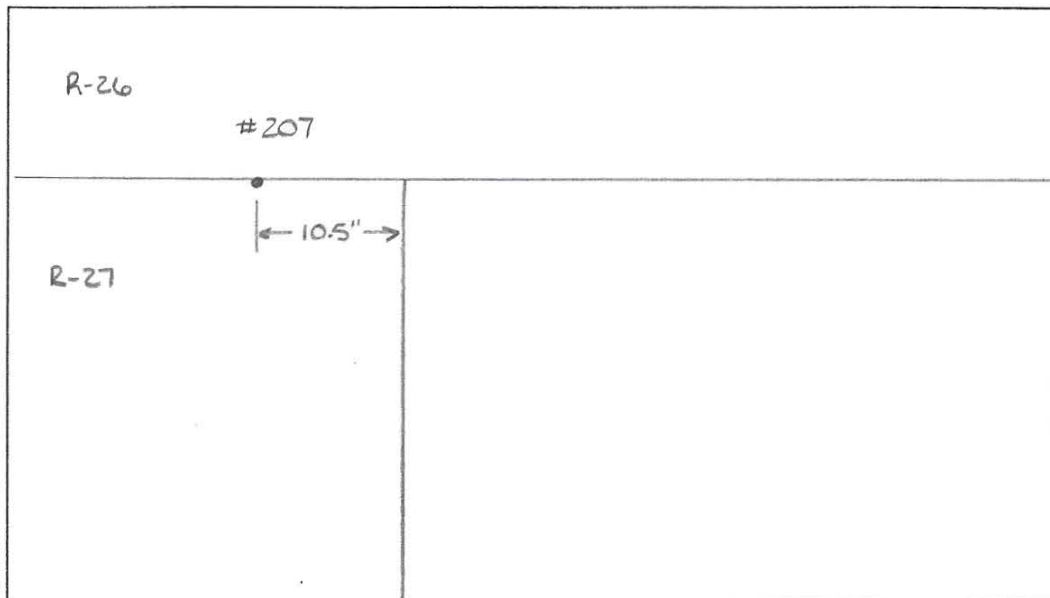
TANK # 6 - QUADRANT B
*Nominal Plate Thickness: 0.250"

Tank Section: BARREL
Quadrant: B

Vertical Drop #: 10
Row #: 27/28

Course:
Plate #:

207 - Pinhole 1/32" DIA.
0.160" S.W.

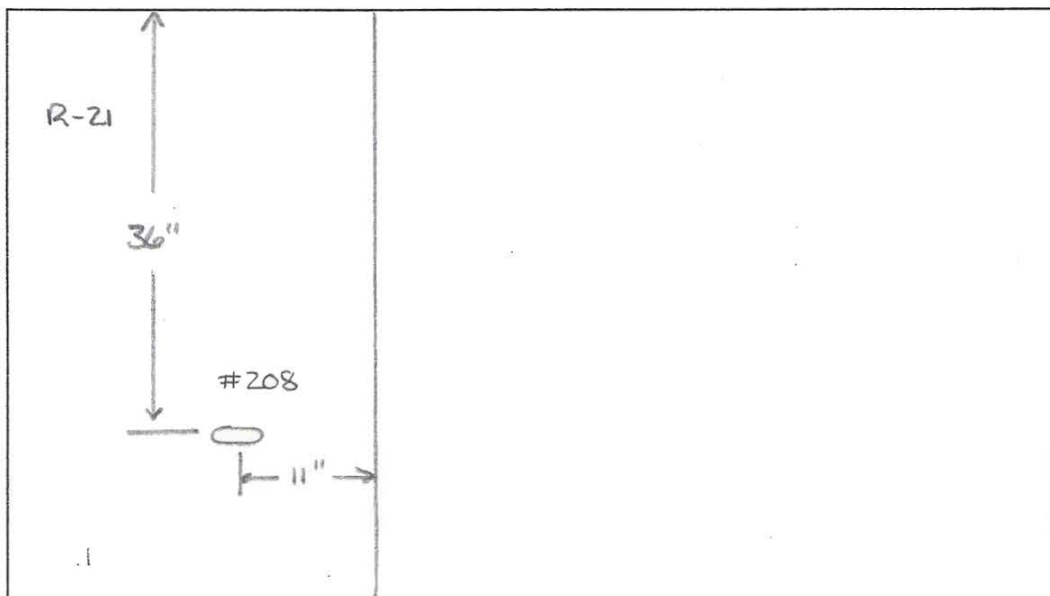


Tank Section: BARREL
Quadrant: B

Vertical Drop #: 10
Row #: 21

Course:
Plate #:

208 - TS GOUGE
0.200" Remaining



Drawing is not to scale

Date 4/12/06

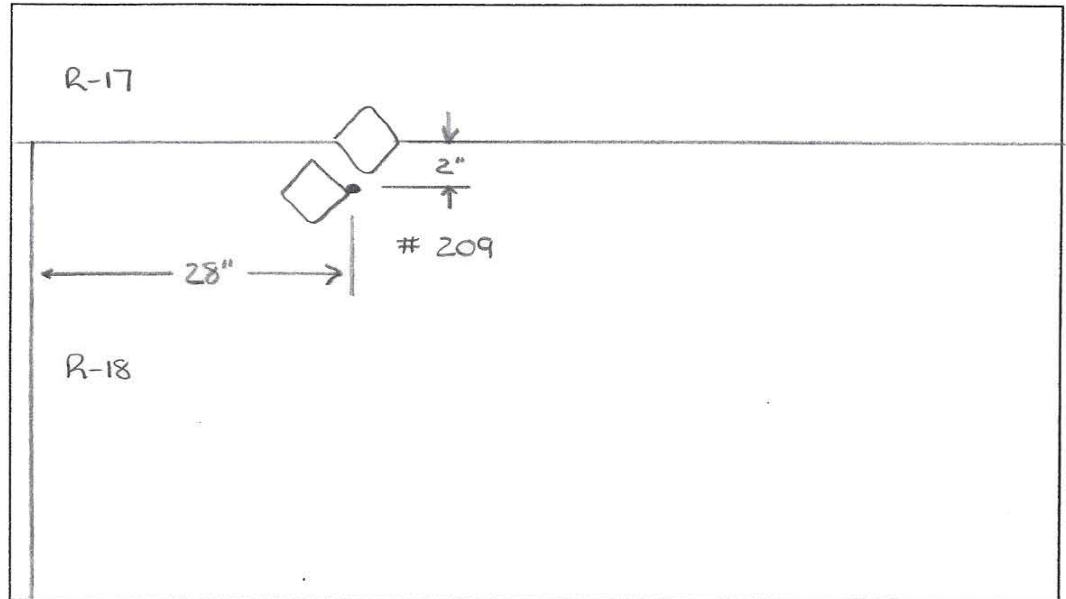
TANK # 6 - QUADRANT B
*Nominal Plate Thickness: 0.250"

Tank Section: BARREL
Quadrant: B

Vertical Drop #: 10
Row #: 18

Course:
Plate #:

209 - Pinhole 1/32" DIA.
0.180" S.W.

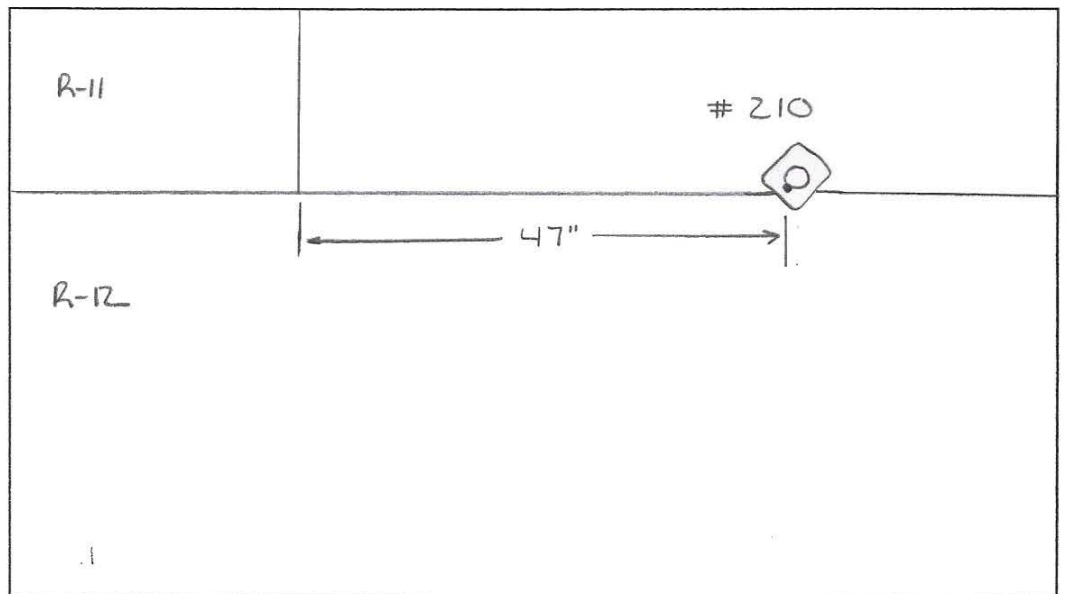


Tank Section: BARREL
Quadrant: B

Vertical Drop #: 10
Row #: 11

Course:
Plate #:

210 - Pinhole 1/32" DIA.
NO S.W.



Drawing is not to scale

Date 4/12/06

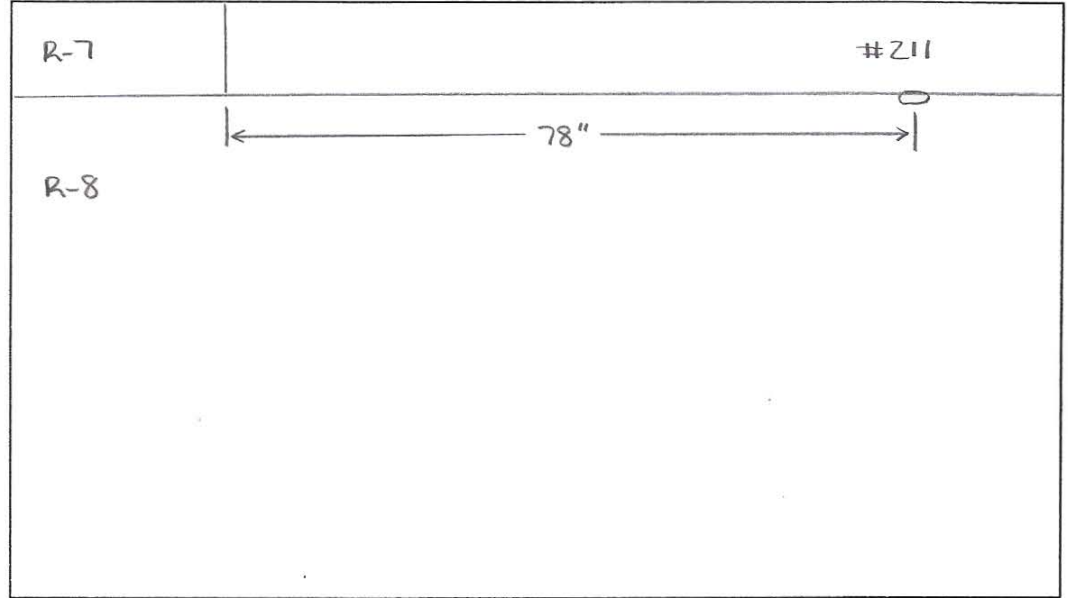
TANK # 6 - QUADRANT B
*Nominal Plate Thickness: 0.250"

Tank Section: BARREL
Quadrant: B

Vertical Drop #: 10
Row #: 7/8

Course:
Plate #:

Z11 - Undercut 1/8" Long
NO Defect

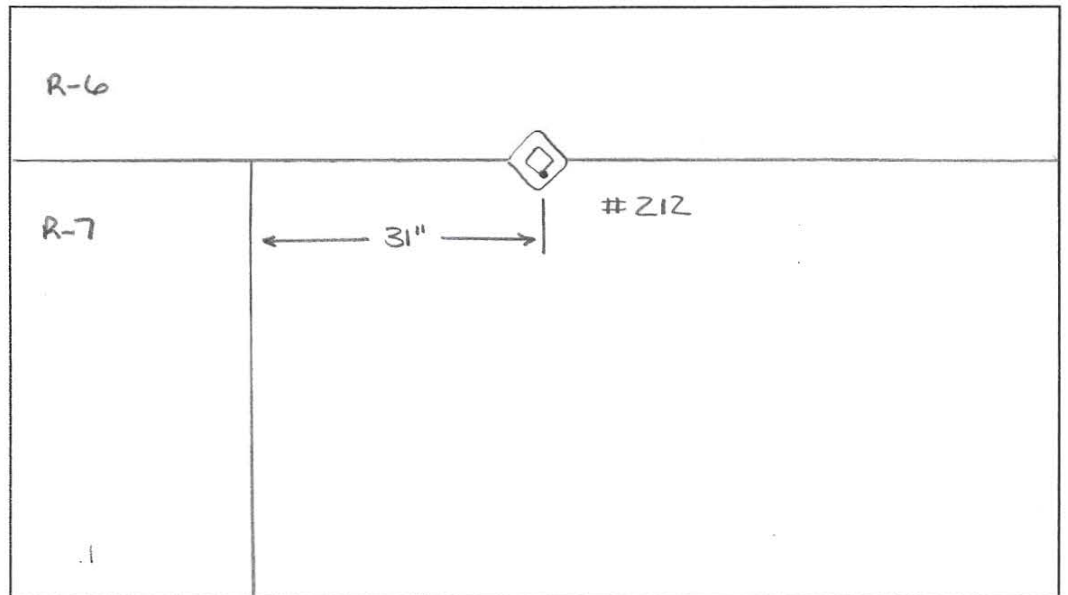


Tank Section: BARREL
Quadrant:

Vertical Drop #: 10
Row #: 7

Course:
Plate #:

Z12 - Pinhole 1/32" DIA.
NO S.W.



Drawing is not to scale

Date 4/12/06

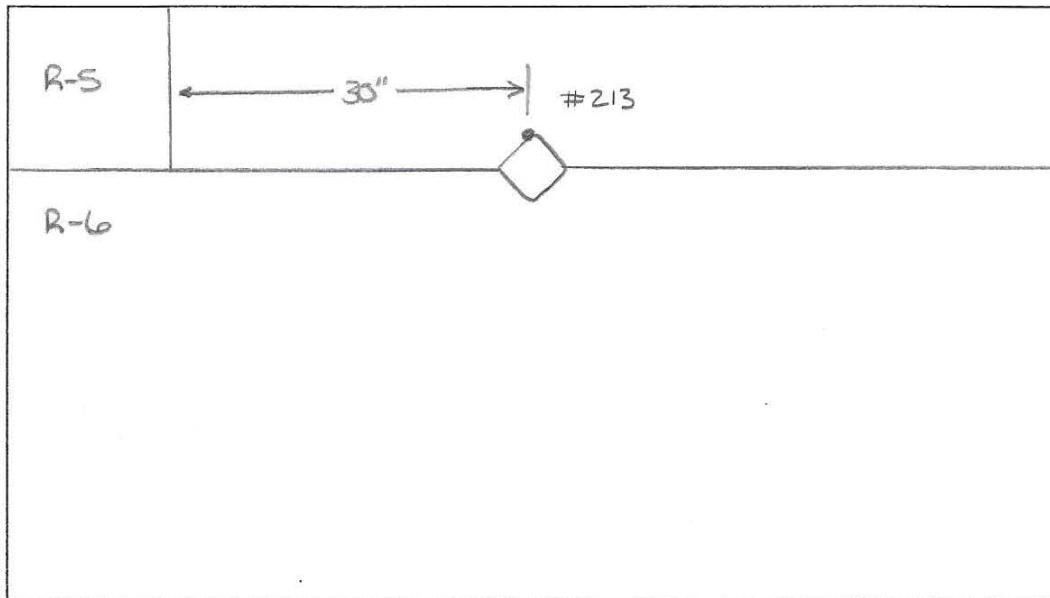
TANK # 6 - QUADRANT B
 *Nominal Plate Thickness: 0.250"

Tank Section: BARREL
 Quadrant: B

Vertical Drop #: 10
 Row #: 5

Course:
 Plate #:

213 - Pinhole 1/32" DIA.
 0.220" S.W.



Tank Section: BARREL
 Quadrant: B

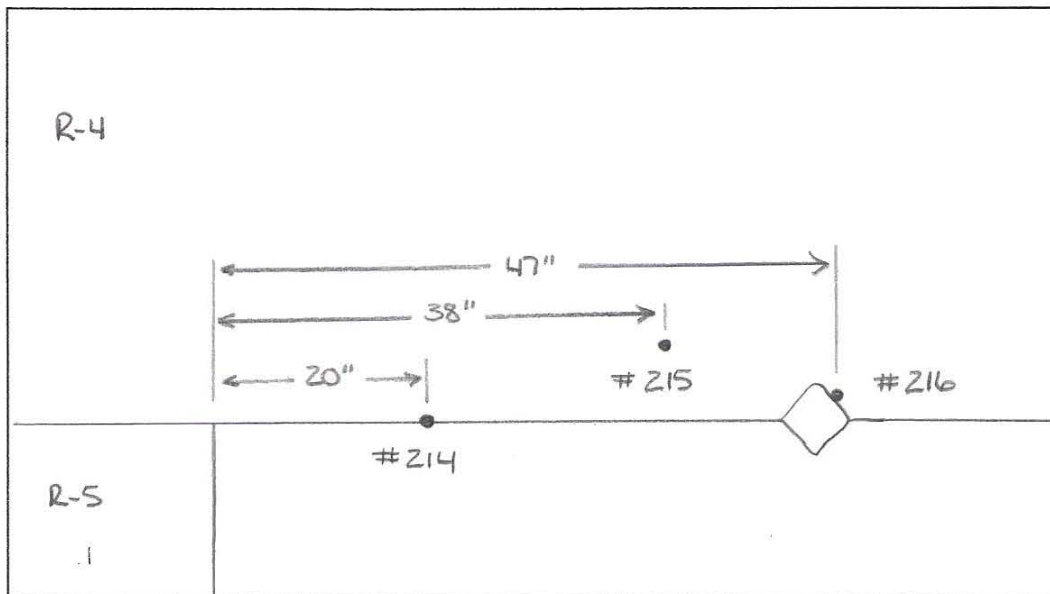
Vertical Drop #: 10
 Row #: 4

Course:
 Plate #:

214 - Pinhole 1/32" DIA.
 0.190" S.W.

215 - Pinhole 1/32" DIA.
 0.220" S.W.

216 - Pinhole 1/32" DIA.
 0.200" S.W.



Drawing is not to scale

Date 4/12/06

TANK # 6 - QUADRANT B
***Nominal Plate Thickness: 0.250"**

(EXTENSION)

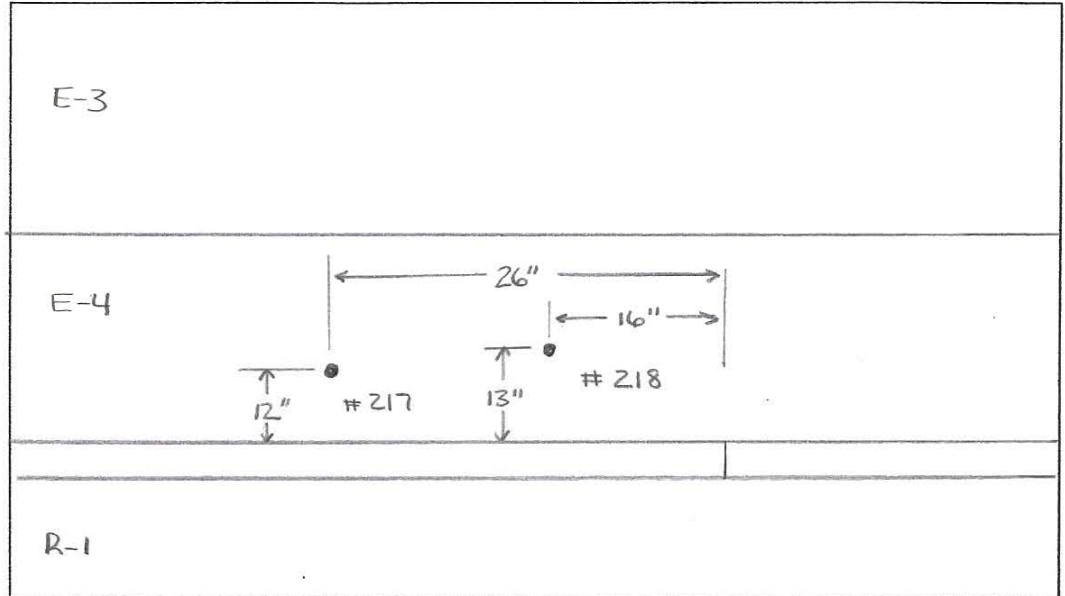
Tank Section: BARREL
 Quadrant: B

Vertical Drop #: 10
 Row #: E-4

Course:
 Plate #:

217 - TS pitting
 0.190" S.W.

218 - TS PITTING
 0.190" S.W.



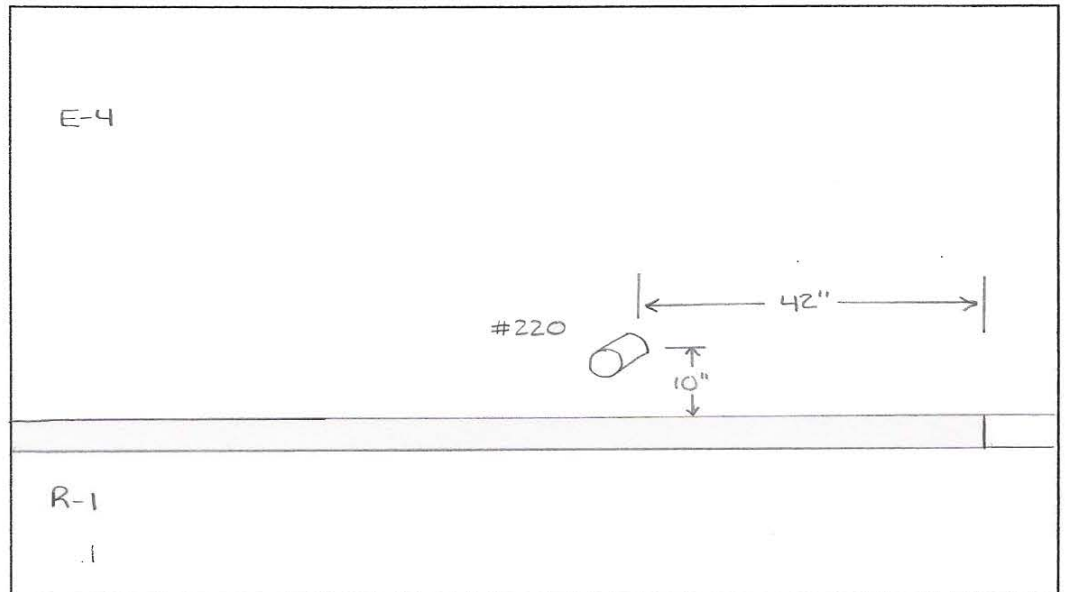
(EXTENSION)

Tank Section: BARREL
 Quadrant: B

Vertical Drop #: 11
 Row #: E-4

Course:
 Plate #:

220 - UC NOZZLE
 0.155" Remaining



Drawing is not to scale

Date 4/21/06

TANK # 6 - QUADRANT

**Nominal Plate Thickness: 0.250"*

Tank Section: UPPERDOME

Quadrant: B

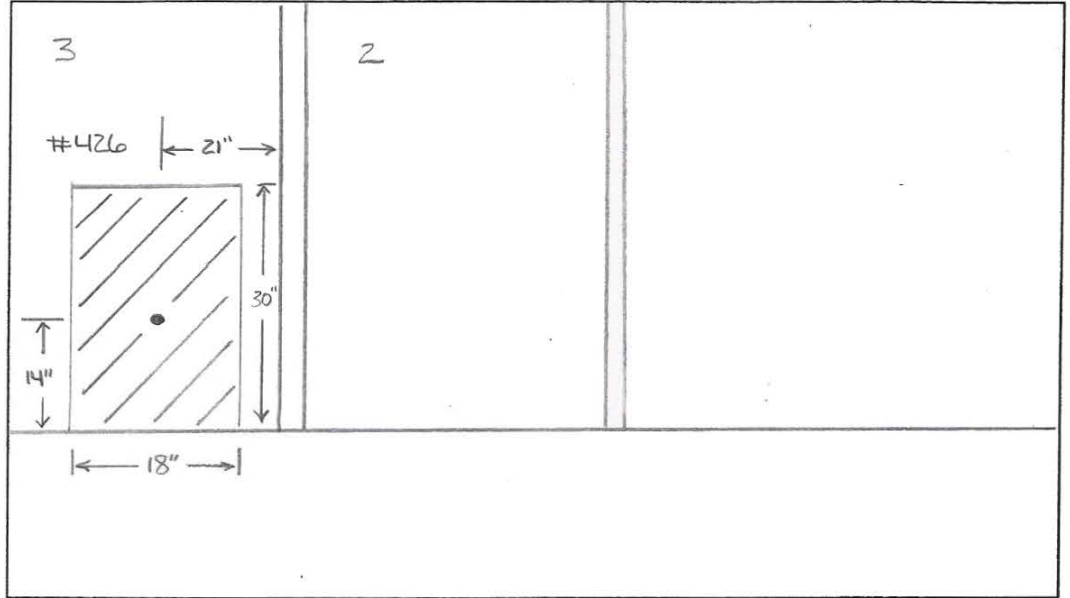
Vertical Drop #: 1

Row #:

Course: A

Plate #: 3

426- UC
 0.190" Remaining



Tank Section: EXTENSION

Quadrant: B

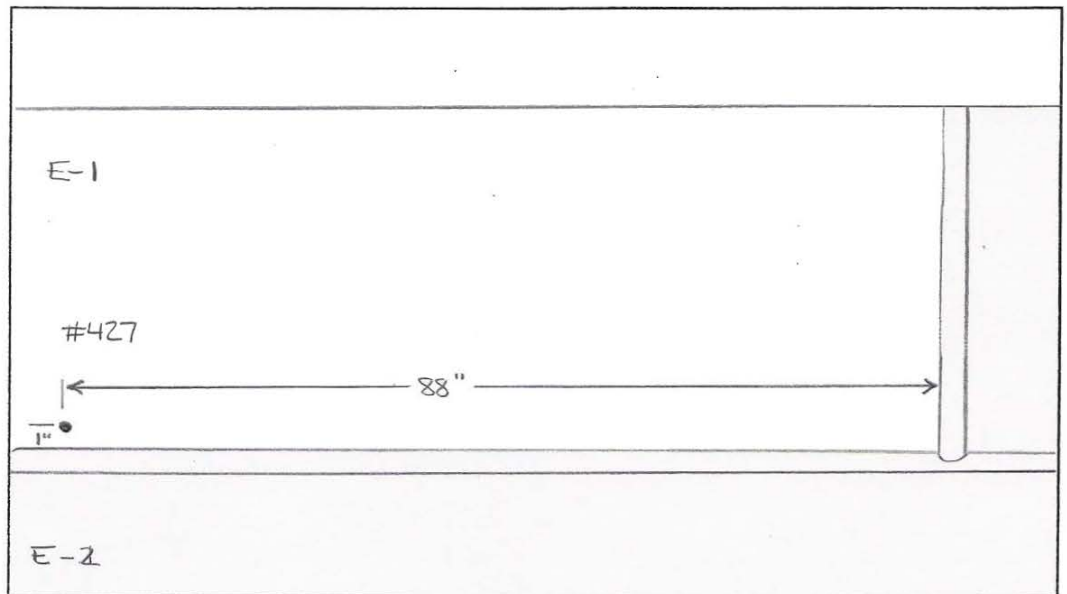
Vertical Drop #: 1

Row #: E-1

Course:

Plate #:

427- Pinhole 1/32" DIA.



Drawing is not to scale

Date 4/21/06

TANK # 6 - QUADRANT

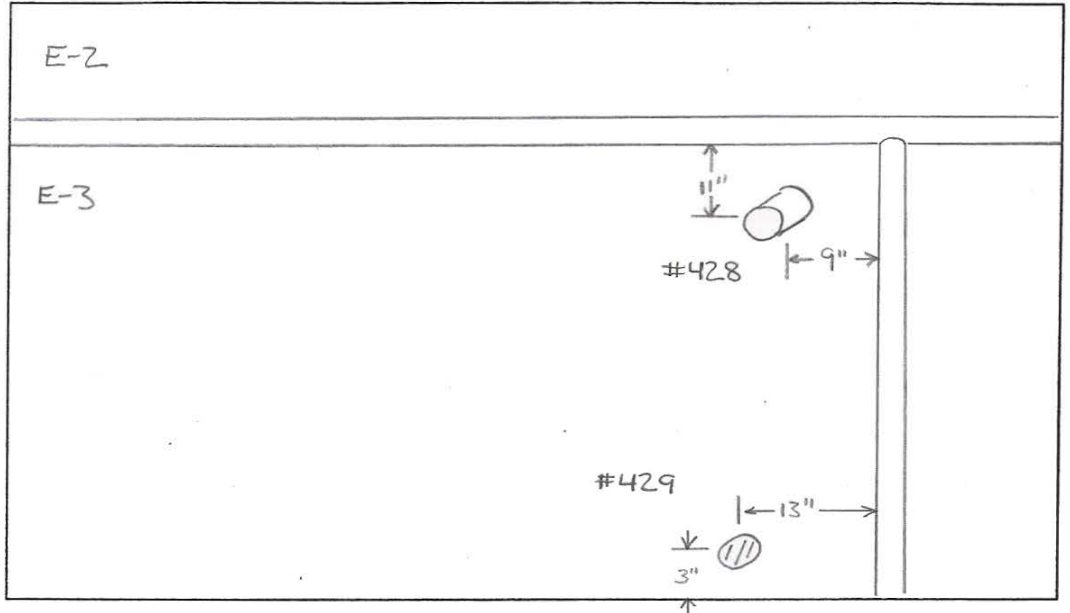
***Nominal Plate Thickness: 0.250"**

Tank Section: EXTENSION
Quadrant: B

Vertical Drop #: 1
Row #: E-3

Course:
Plate #:

428-UC NOZZLE
 0.180" Remaining
 429-TS GOUGE
 0.160" Remaining

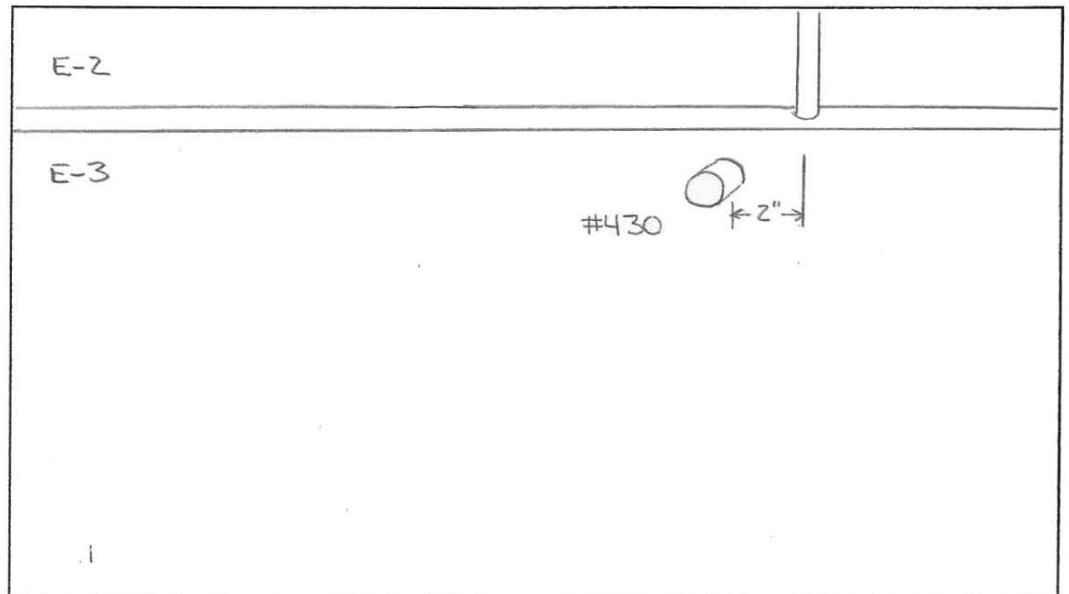


Tank Section: EXTENSION
Quadrant: B

Vertical Drop #: 2
Row #: E-3

Course:
Plate #:

430-UC NOZZLE
 0.190" Remaining



Drawing is not to scale

Date 4/21/06

TANK # 6 - QUADRANT

**Nominal Plate Thickness: 0.250"*

Tank Section: EXTENSION

Quadrant: B

Vertical Drop #: 3

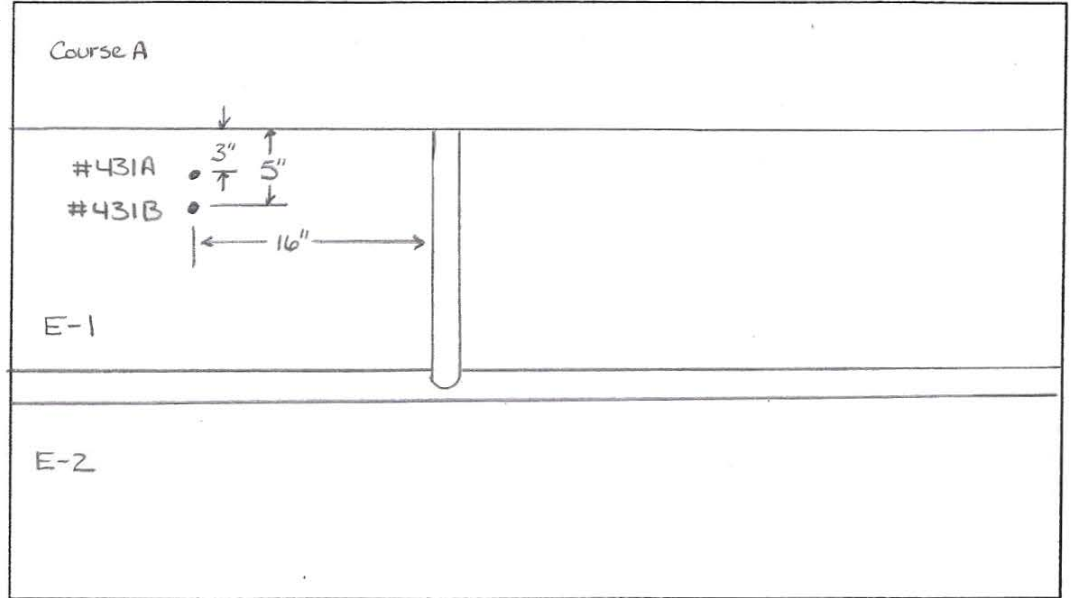
Row #: E-1

Course:

Plate #:

431A - Pinhole 1/32" DIA.

431B - Pinhole 1/32" DIA.



Tank Section: EXTENSION

Quadrant: B

Vertical Drop #: 3

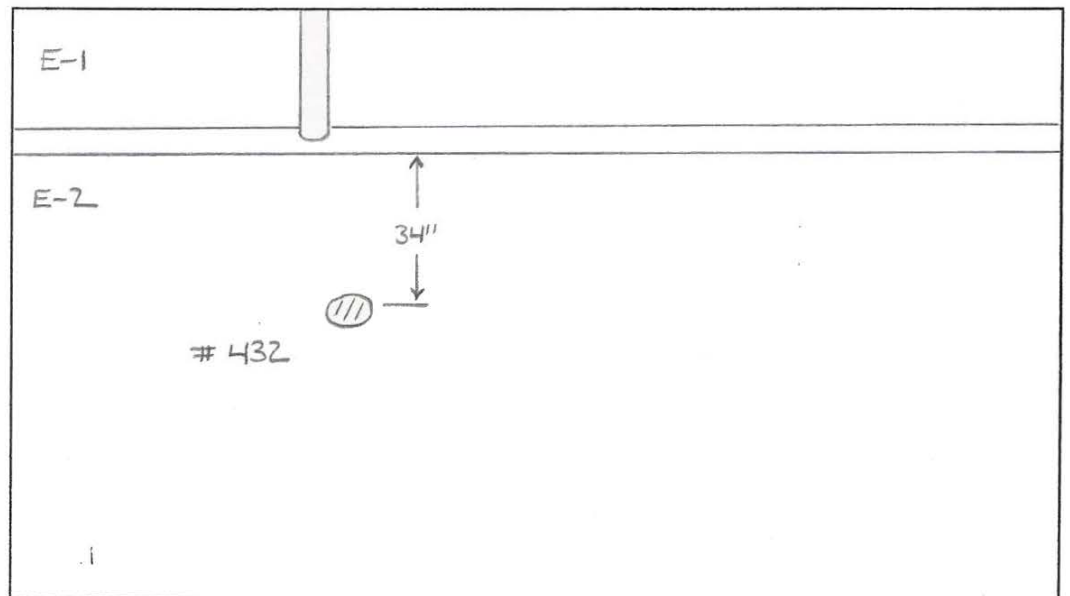
Row #: E-2

Course:

Plate #:

432 - TS GOUGE

0.200" Remaining



Drawing is not to scale

Date 4/21/06

TANK # 6 - QUADRANT

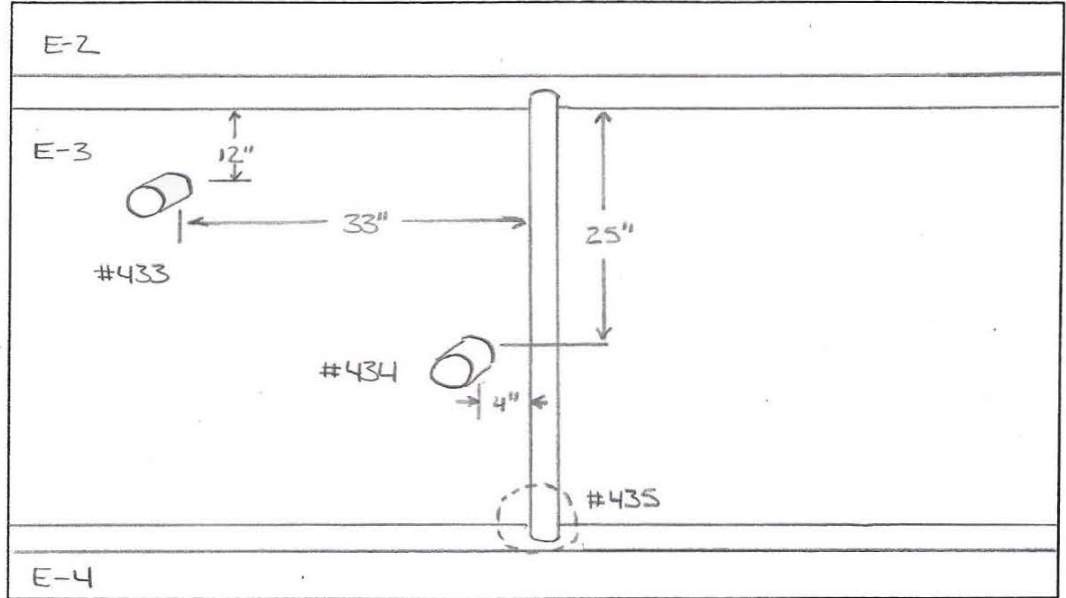
**Nominal Plate Thickness: 0.250"*

Tank Section: EXTENSION
Quadrant: B

Vertical Drop #: 3
Row #: E-3

Course:
Plate #:

- 433- UC NOZZLE
 0.190" Remaining
- 434- UC NOZZLE
 0.190" Remaining
- 435- Pinhole Cluster

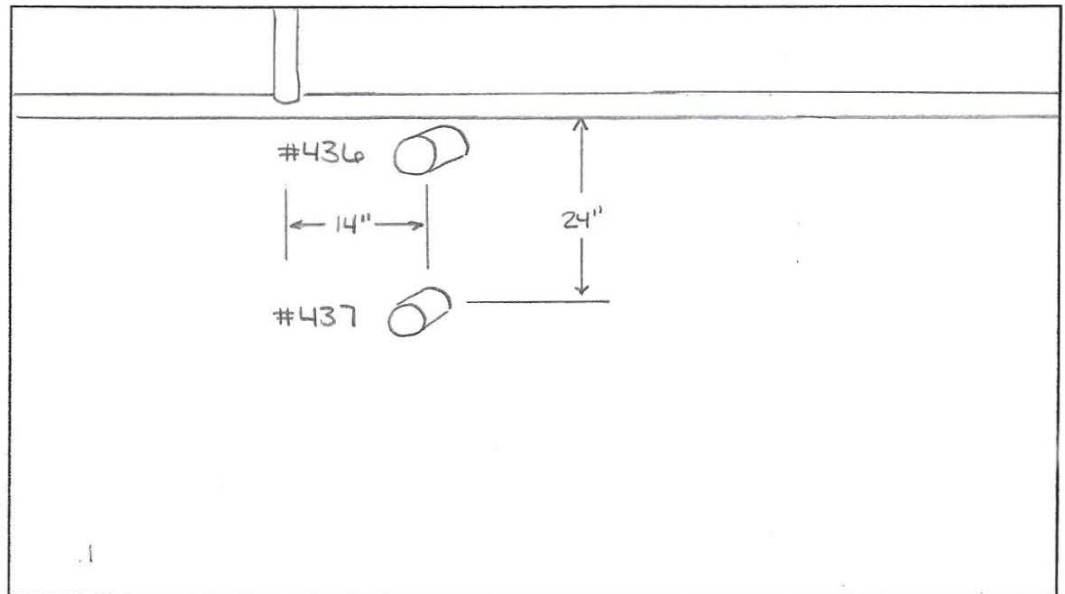


Tank Section: EXTENSION
Quadrant: B

Vertical Drop #: 4
Row #: E-3

Course:
Plate #:

- 436- UC NOZZLE
 0.195 Remaining
- 437- UC NOZZLE
 0.195 Remaining



Drawing is not to scale

Date 4/21/06

TANK # 6 - QUADRANT

*Nominal Plate Thickness: 0.250"

Tank Section: UPPER DOME

Quadrant: B

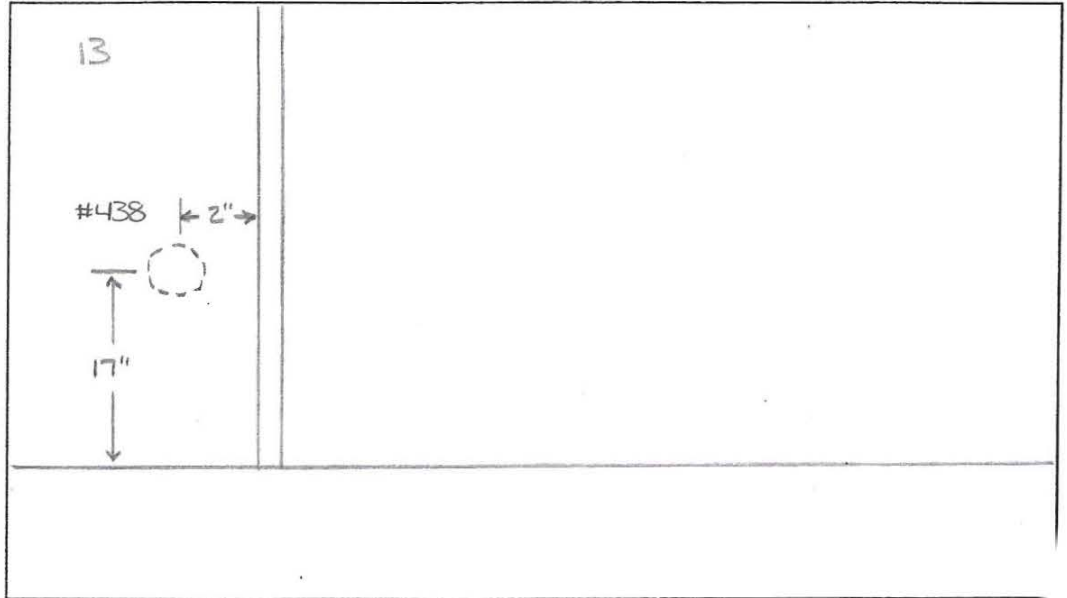
Vertical Drop #: S

Row #:

Course: A

Plate #: 13

438 - Pinhole Cluster



Tank Section: EXTENSION

Quadrant: B

Vertical Drop #: S

Row #: E-3

Course:

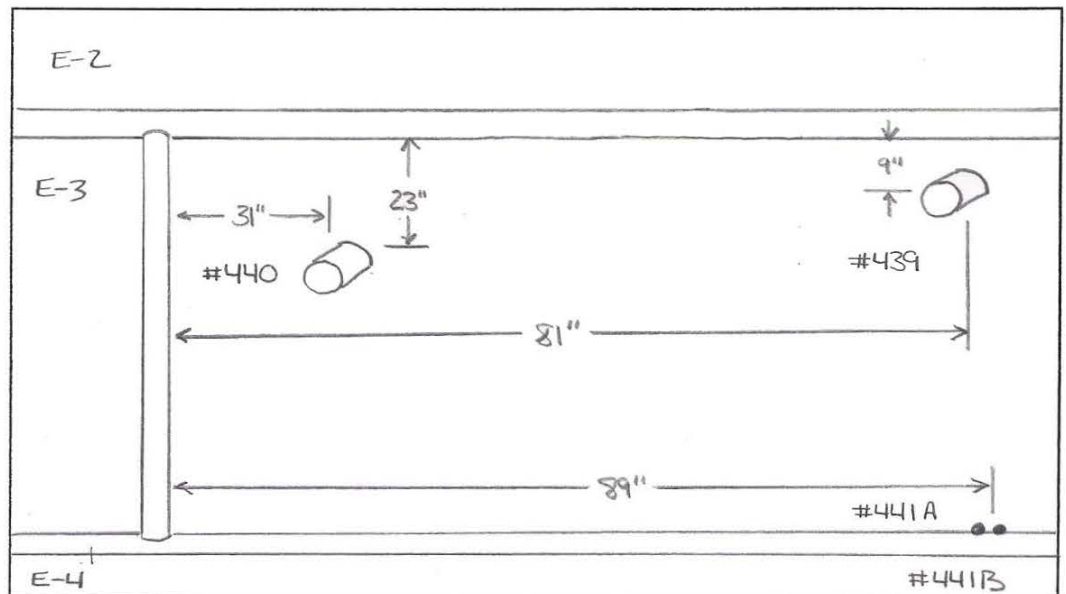
Plate #:

439 - UC NOZZLE
 0.190" Remaining

440 - UC NOZZLE
 0.195" Remaining

441A - Pinhole 1/32" DIA.

441B - Pinhole 1/32" DIA.



Drawing is not to scale

Date 4/21/06

TANK # 6 - QUADRANT


**Nominal Plate Thickness: 0.250"*

Tank Section: EXTENSION
Quadrant: B

Vertical Drop #: 6
Row #: E-3

Course:
Plate #:


442-UC NOZZLE
0.195" Remaining



Tank Section:
Quadrant:

Vertical Drop #:
Row #:

Course:
Plate #:



Drawing is not to scale

Date 4/24/06

TANK # 6 - QUADRANT B
 *Nominal Plate Thickness: 0.250"

Tank Section: EXTENSION
Quadrant: B

Vertical Drop #: 7
Row #: E-3

Course:
Plate #:

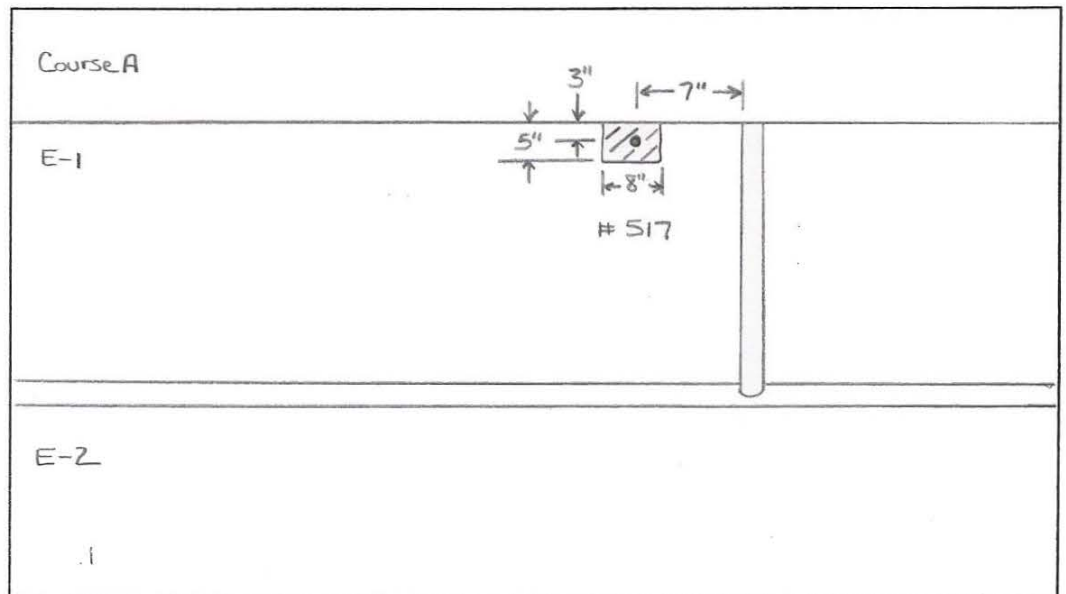
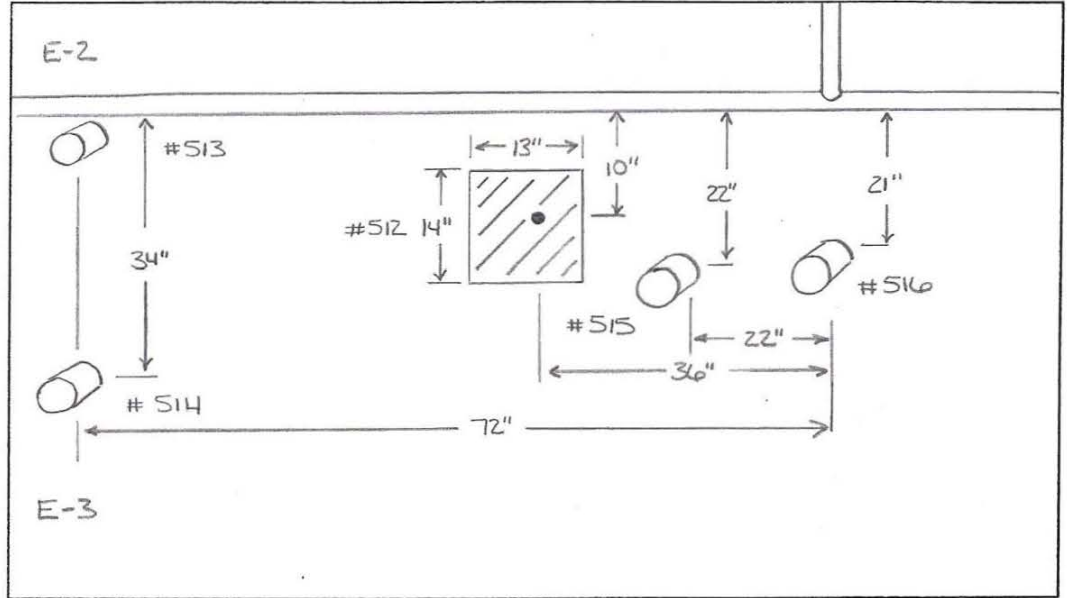
- S12-UC
0.195" Remaining
- S13-UC NOZZLE
0.170" Remaining
- S14-UC NOZZLE
0.195" Remaining
- S15-UC NOZZLE
0.195" Remaining
- S16-UC NOZZLE
0.190" Remaining

Tank Section: EXTENSION
Quadrant: B

Vertical Drop #: 8
Row #: E-1

Course:
Plate #:

- S17-UC
0.180" Remaining



Drawing is not to scale

Date 4/24/06

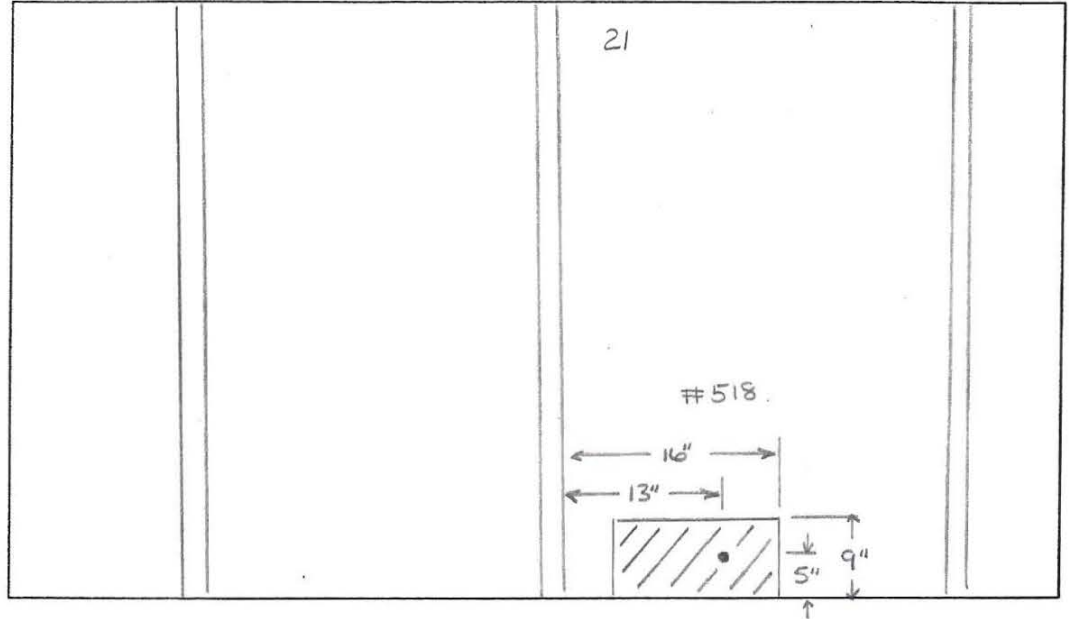
TANK # 6 - QUADRANT B
 *Nominal Plate Thickness: 0.250"

Tank Section: UPPERDOME
 Quadrant: B

Vertical Drop #:
 Row #:

Course: A
 Plate #: 21

518-UC
 0.170" Remaining



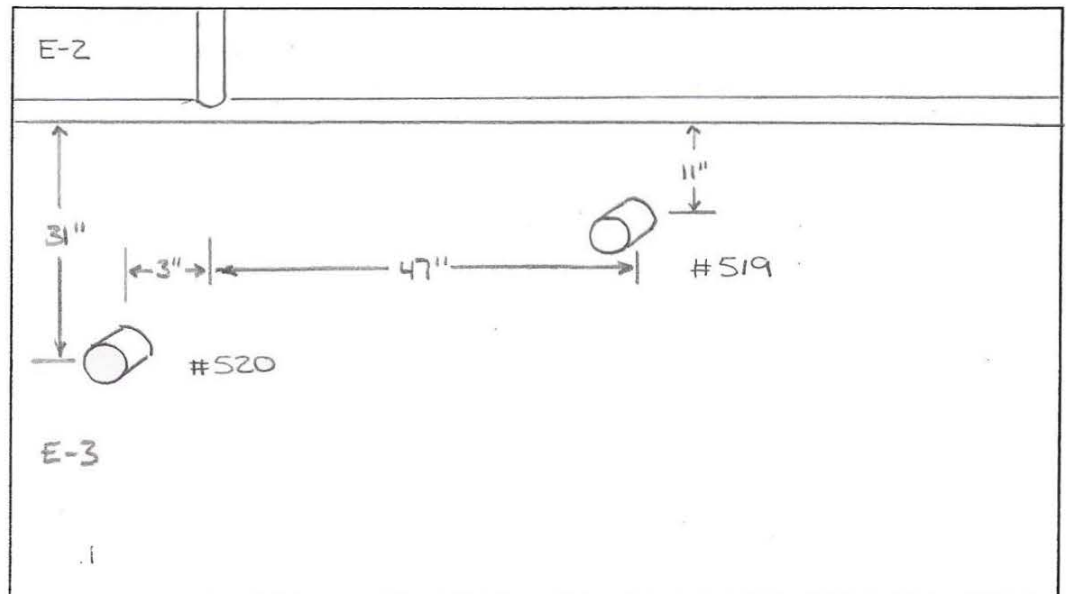
Tank Section: EXTENSION
 Quadrant: B

Vertical Drop #: 9
 Row #: E-3

Course:
 Plate #:

519-UC NOZZLE
 0.190" Remaining

520-UC NOZZLE
 0.195" Remaining



Drawing is not to scale

Date _____

TANK # 6 - QUADRANT

***Nominal Plate Thickness: 0.250"**

Tank Section: EXTENSION

Quadrant: B

Vertical Drop #: 8

Row #: E-1

Course:

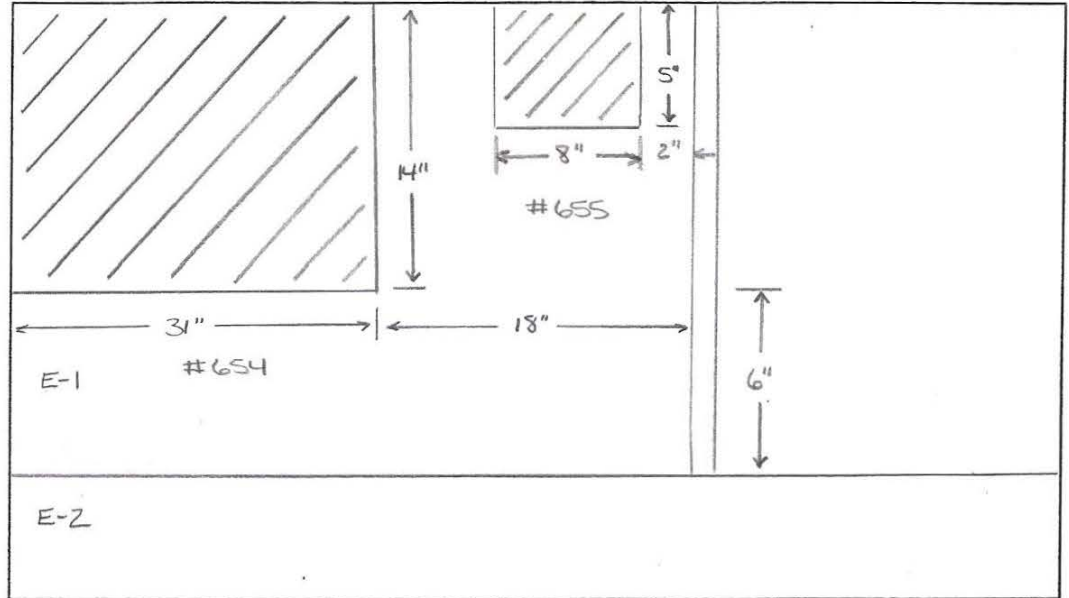
Plate #:

654 - UC

0.170" Remaining

655 - UC

0.180" Remaining



Tank Section: UPPERDOME

Quadrant: B

Vertical Drop #:

Row #:

Course: A

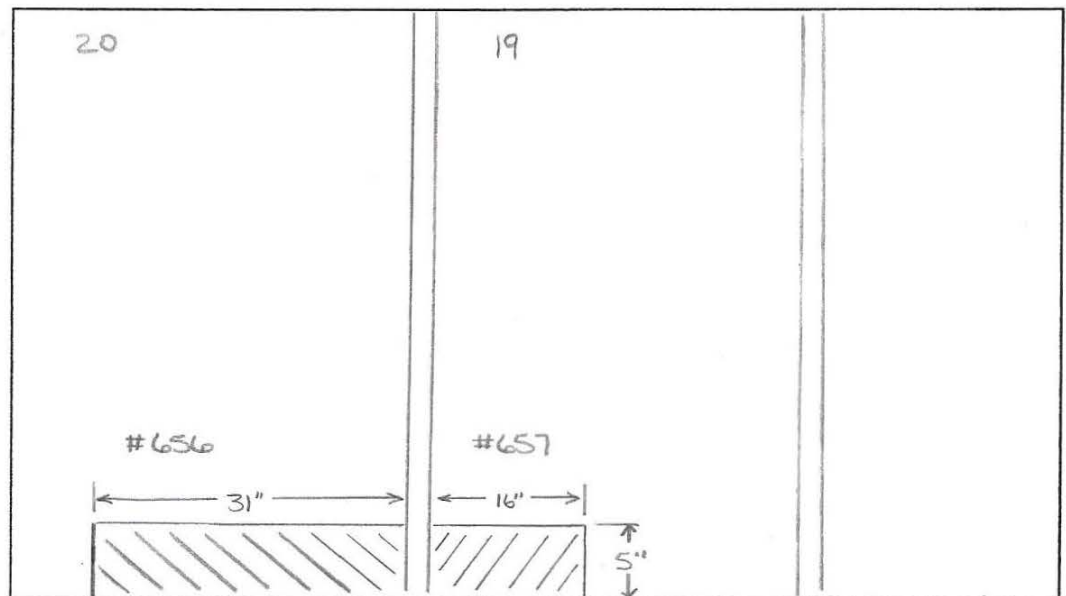
Plate #: 20,19

656 - UC

0.200" Remaining

657 - UC

0.200" Remaining



Drawing is not to scale

Date 4/24/06

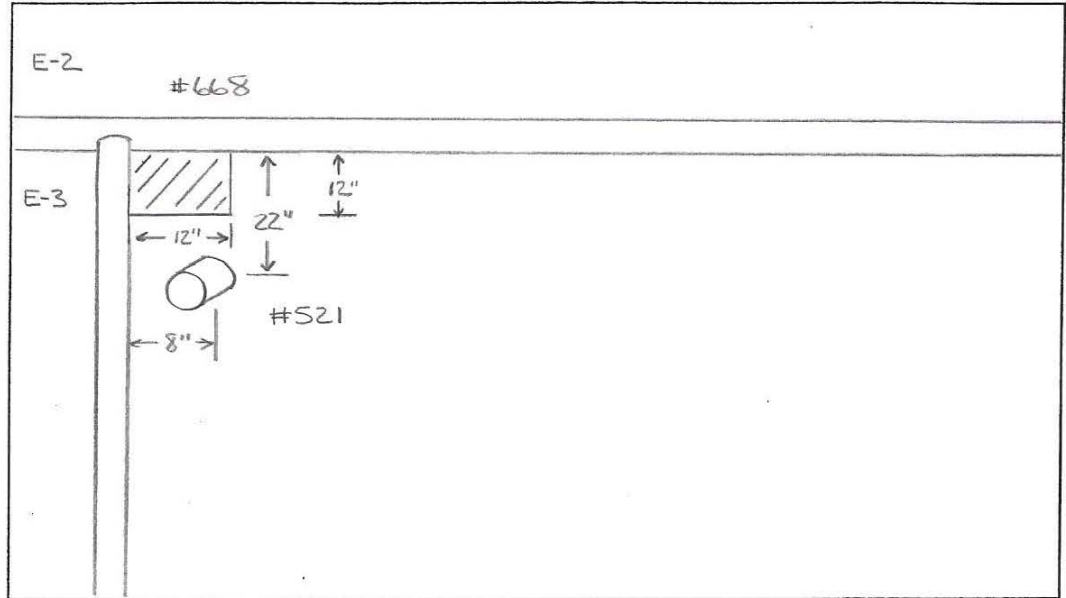
TANK # 6 - QUADRANT B
**Nominal Plate Thickness: 0.250"*

Tank Section: EXTENSION
Quadrant: B

Vertical Drop #: 10
Row #: E-3

Course:
Plate #:

521 - UC NOZZLE
 0.150" Remaining
 668 - UC
 0.190" Remaining

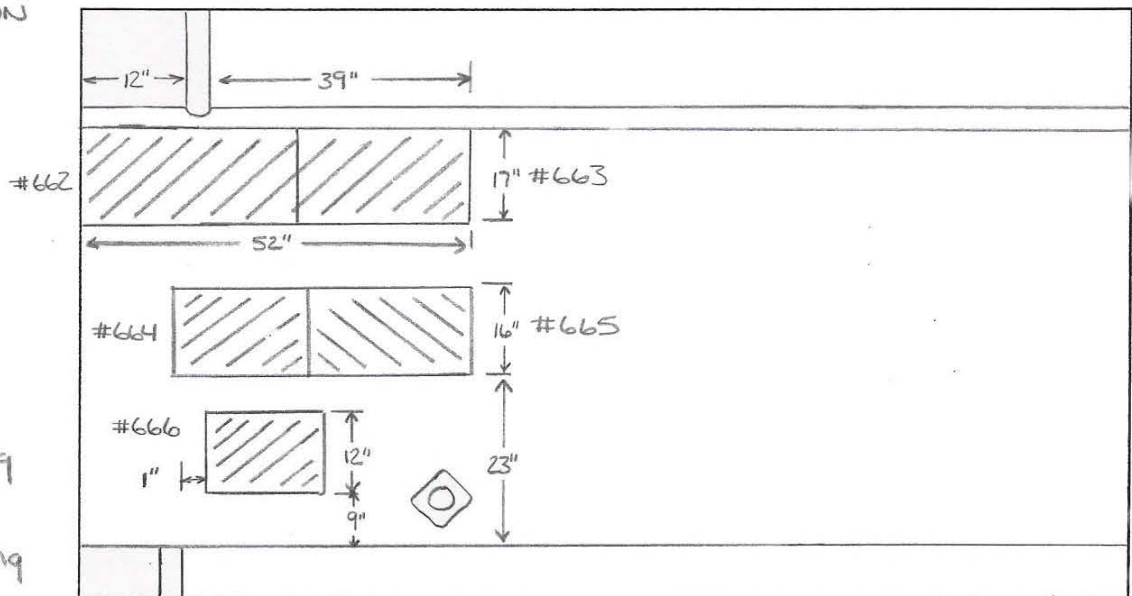


Tank Section: EXTENSION
Quadrant: B

Vertical Drop #: 10
Row #: E-2

Course:
Plate #:

662 - UC
 0.180" Remaining
 664 - UC
 0.190" Remaining
 665 - UC
 0.200" Remaining
 663 - UC
 0.170" Remaining
 666 - UC
 0.170" Remaining



Drawing is not to scale

Date _____

TANK # 6 - QUADRANT

**Nominal Plate Thickness: 0.250"*

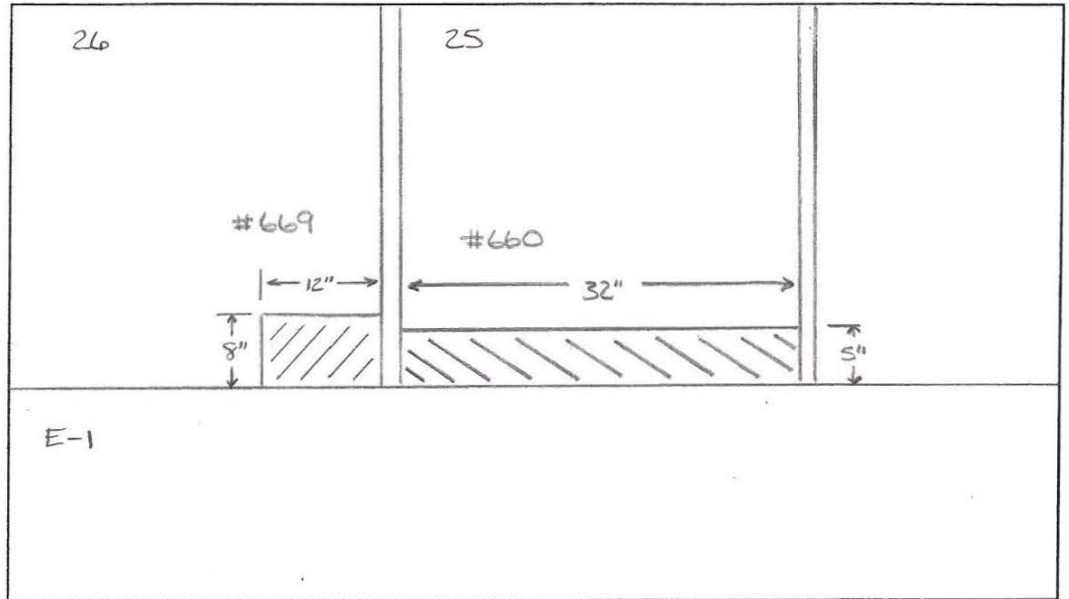
Tank Section: UPPERDOME
Quadrant: B

Vertical Drop #:
Row #:

Course: A
Plate #: 26, 25

669 - UC
 0.180" Remaining

660 - UC
 0.200" Remaining

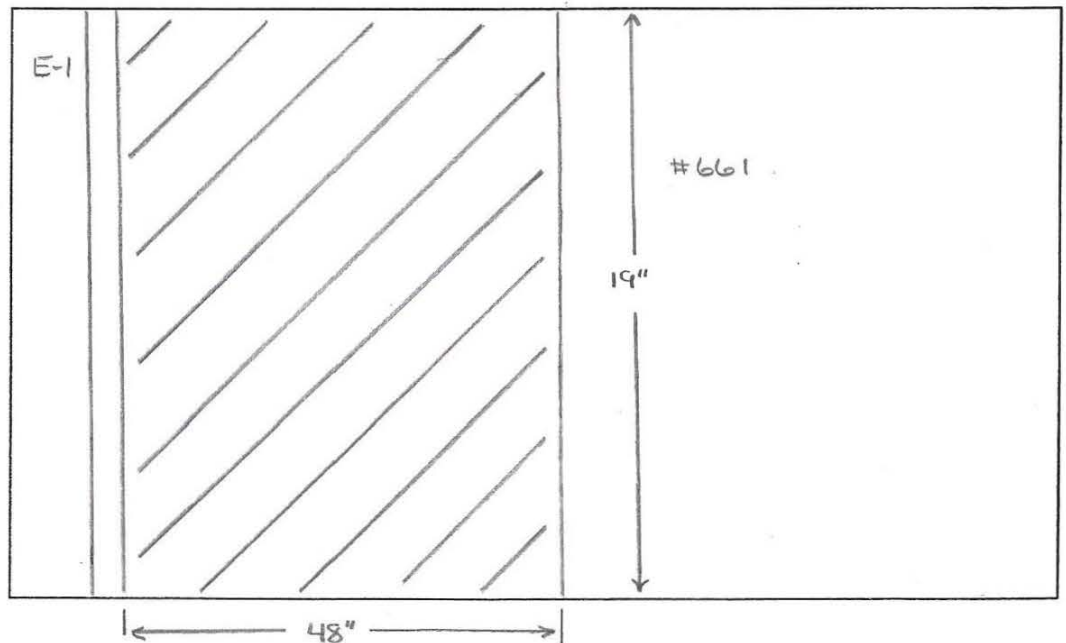


Tank Section: EXTENSION
Quadrant: B

Vertical Drop #: 10
Row #: E-1

Course:
Plate #:

661 - UC
 0.190" Remaining



Drawing is not to scale

Date 4/25/06

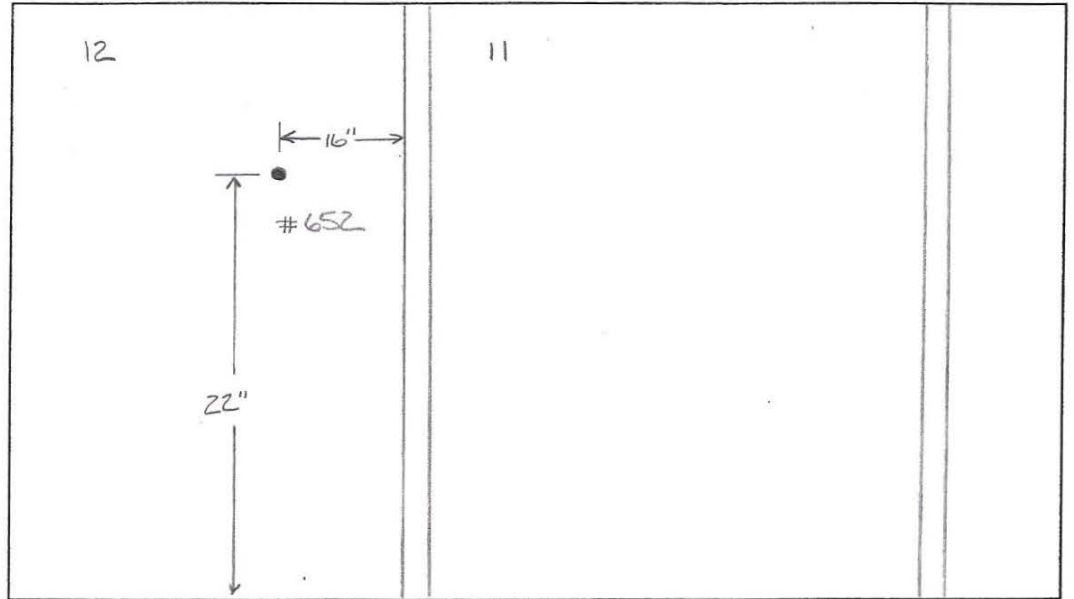
TANK # 6 - QUADRANT B
***Nominal Plate Thickness: 0.250"**

Tank Section: UPPER DOME
Quadrant: B

Vertical Drop #:
Row #:

Course: B
Plate #: 12


652-TS Pitting
0.190" Remaining



Tank Section:
Quadrant:

Vertical Drop #:
Row #:

Course:
Plate #:



Drawing is not to scale

Date 4/26/06

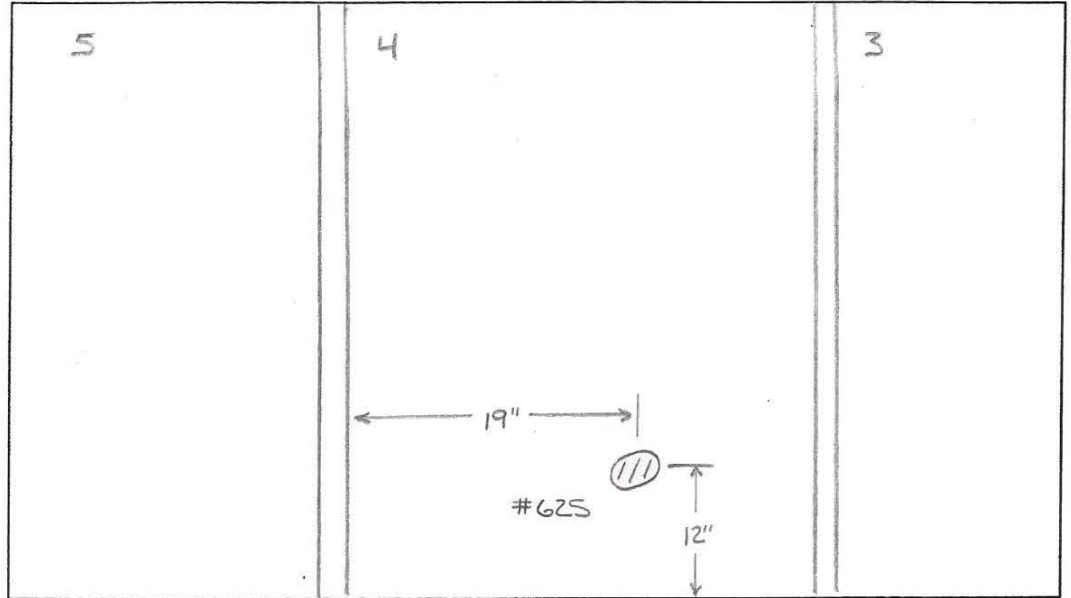
TANK # 6 - QUADRANT B
***Nominal Plate Thickness: 0.250"**

Tank Section: UPPER DOME
Quadrant: B

Vertical Drop #:
Row #:

Course: C
Plate #: 4

625 - TS GOUGE
0.140" Remaining

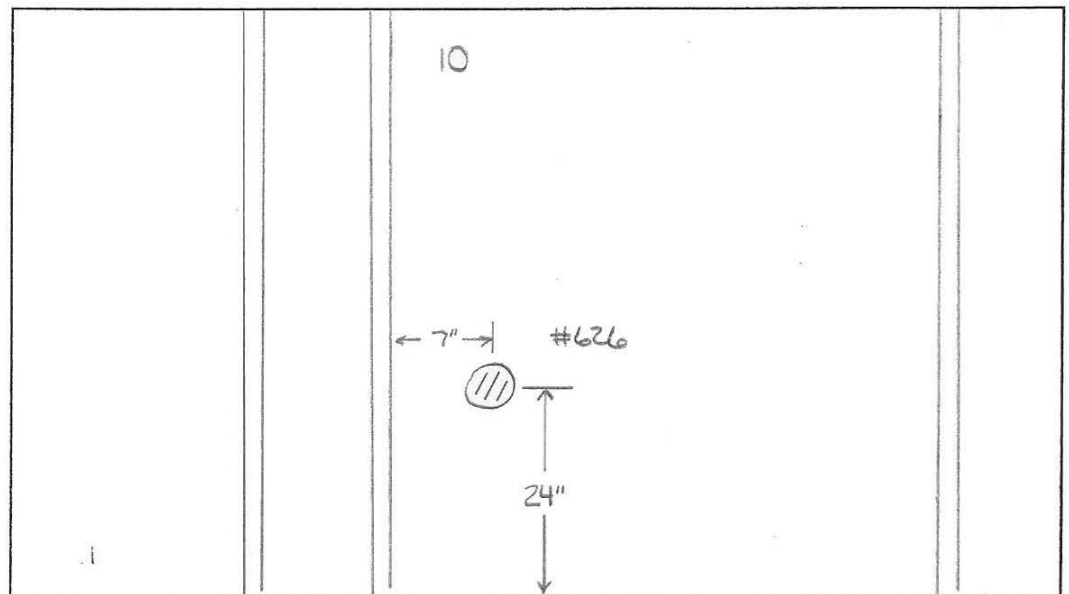


Tank Section: UPPER DOME
Quadrant: B

Vertical Drop #:
Row #:

Course: C
Plate #: 10

626 - TS GOUGE
0.190" Remaining



Drawing is not to scale

Date 4/26/06

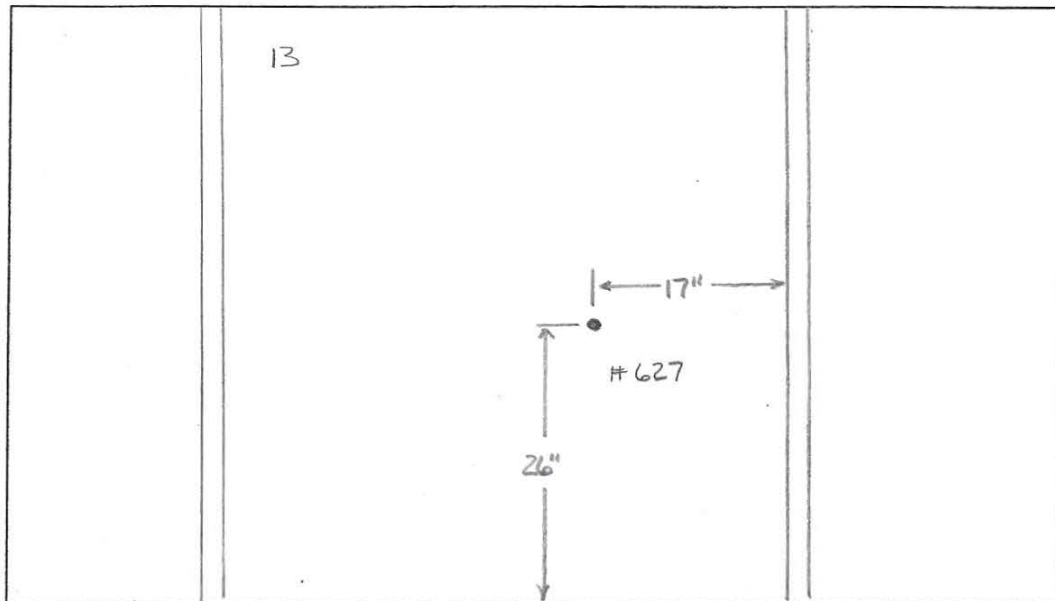
TANK # 6 - QUADRANT B
***Nominal Plate Thickness: 0.250"**

Tank Section: UPPERDOME
Quadrant: B

Vertical Drop #:
Row #:

Course: C
Plate #: 13

627-TS Pitting
0.180" Remaining

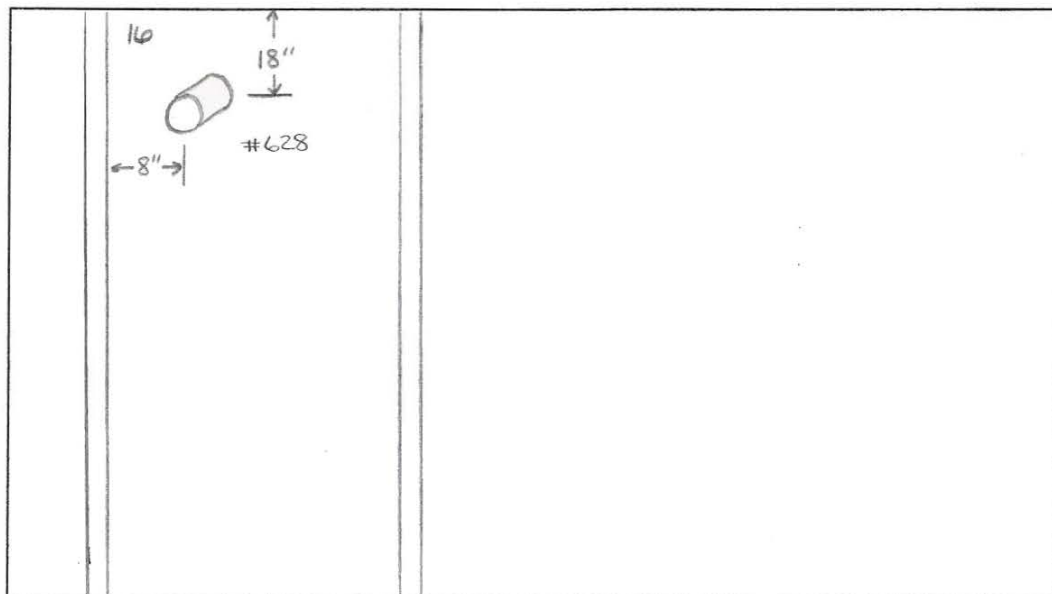


Tank Section: UPPERDOME
Quadrant: B

Vertical Drop #:
Row #:

Course: B
Plate #: 16

628-UC NOZZLE
0.190" Remaining



Drawing is not to scale.

Date 4/26/06

TANK # 6 - QUADRANT

***Nominal Plate Thickness: 0.250"**

Tank Section: UPPERDOME

Quadrant: B

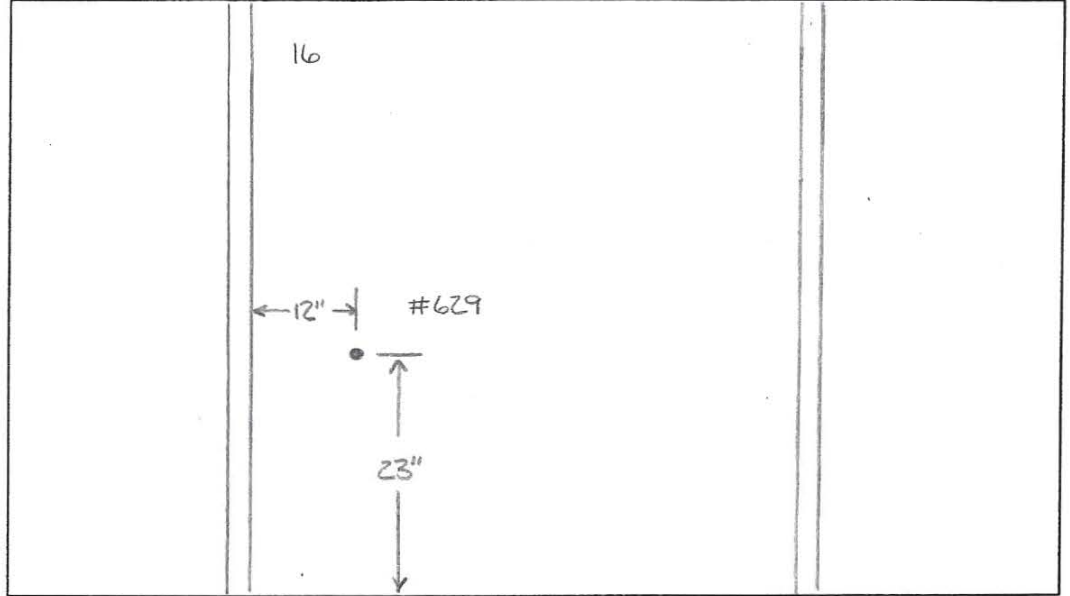
Vertical Drop #:

Row #:

Course: C

Plate #: 16

629 - TS Pitting
0.180" Remaining



Tank Section: UPPERDOME

Quadrant: B

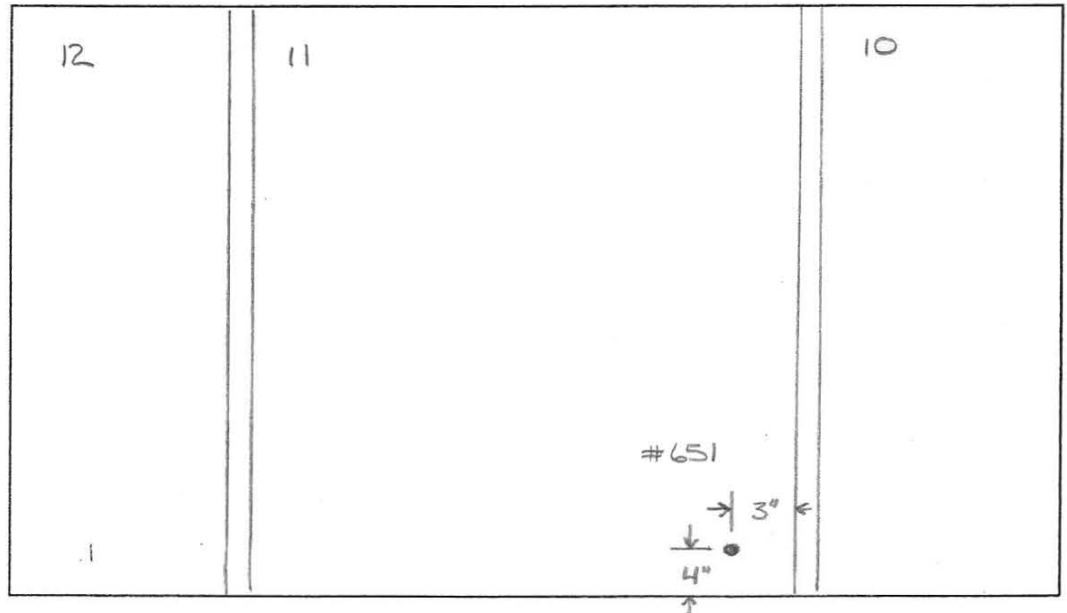
Vertical Drop #:

Row #:

Course: B

Plate #: 11

651 - TS Pitting
0.180" Remaining



Drawing is not to scale

Date 4/4/06

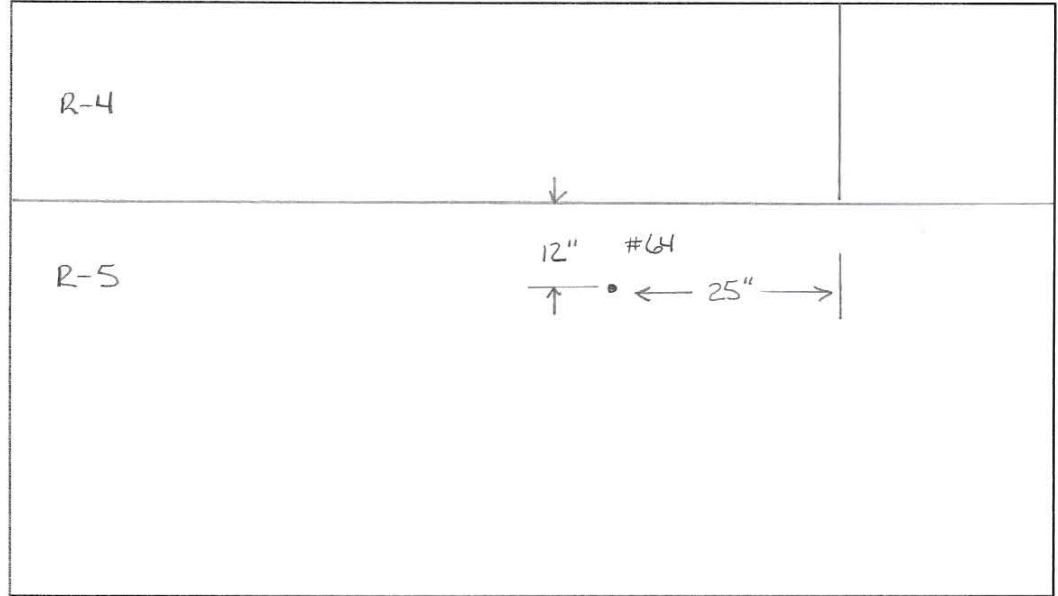
TANK # 6 - QUADRANT C
***Nominal Plate Thickness: 0.250"**

Tank Section: BARREL
 Quadrant: C

Vertical Drop #: 1
 Row #: 5

Course:
 Plate #:

64 - Pinhole 1/32" DIA.
 0.180" S.W.

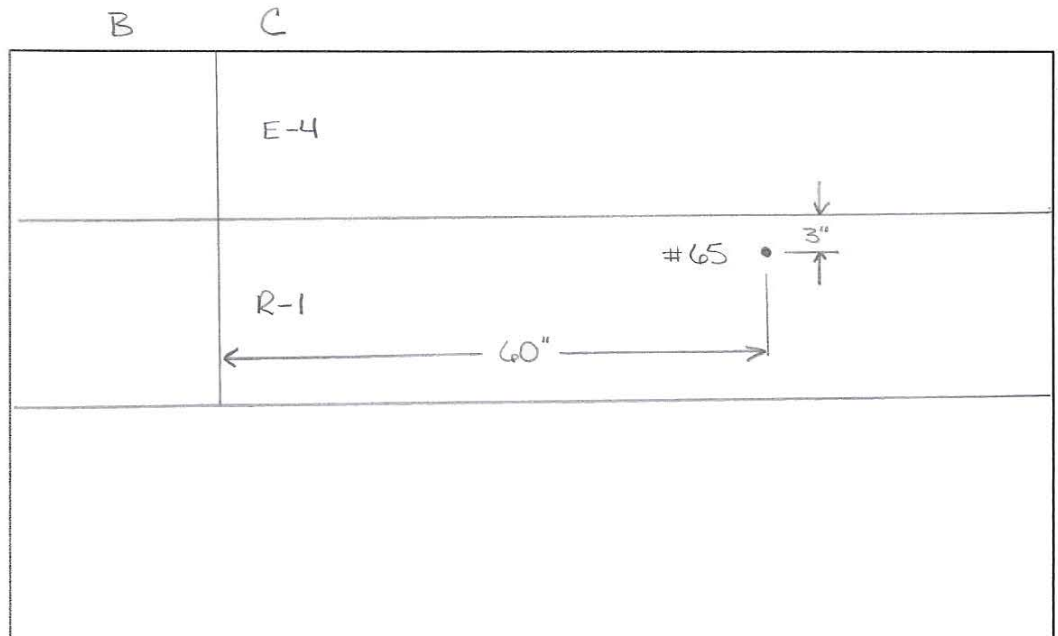


Tank Section: BARREL
 Quadrant: C

Vertical Drop #: 1
 Row #: 1

Course:
 Plate #:

65 - Pinhole 1/32" DIA.
 0.180" S.W.



Drawing is not to scale

Date 4/5/06

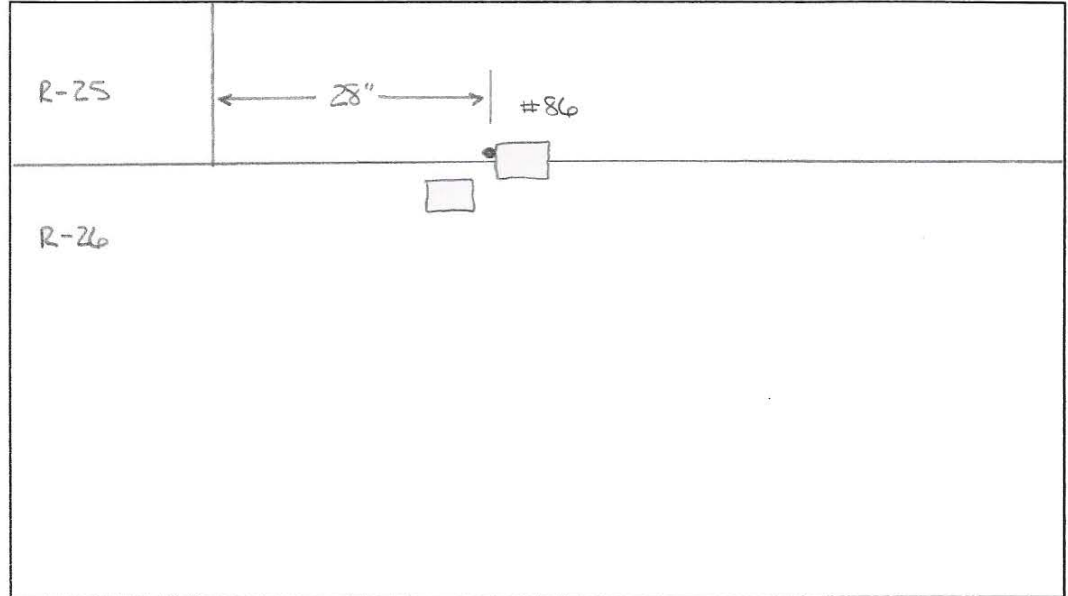
TANK # 6 - QUADRANT C
***Nominal Plate Thickness: 0.250"**

Tank Section: BARREL
Quadrant: C

Vertical Drop #: 3
Row #: 26

Course:
Plate #:

86 - Pinhole 1/16" DIA
 0.160" S.W.

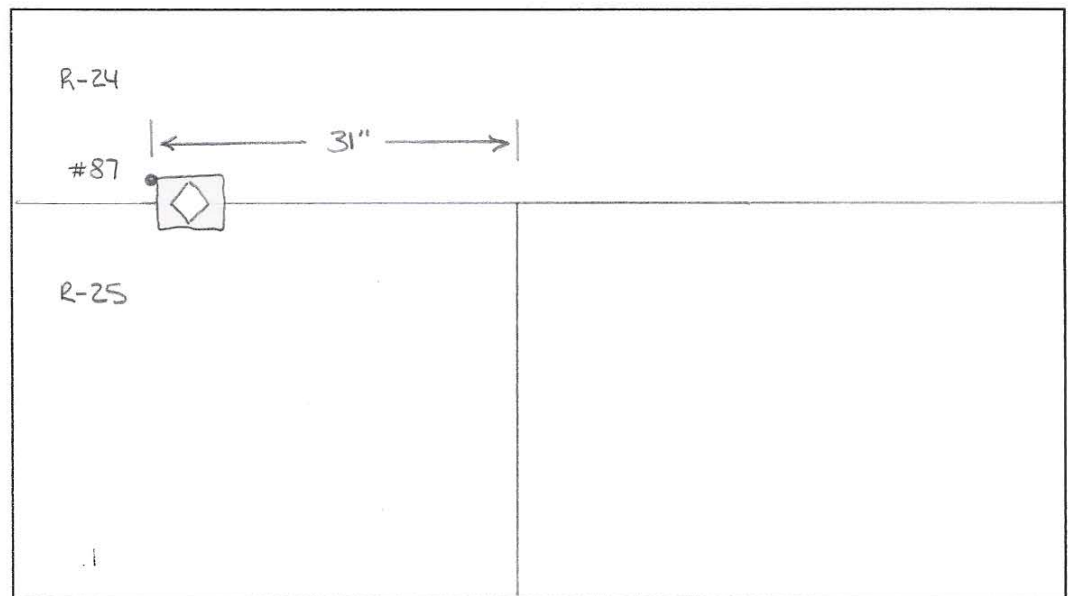


Tank Section: BARREL
Quadrant: C

Vertical Drop #: 2
Row #: 24

Course:
Plate #:

87 - Pinhole 1/16" DIA.
 0.190" S.W.



Drawing is not to scale

Date 4/5/06

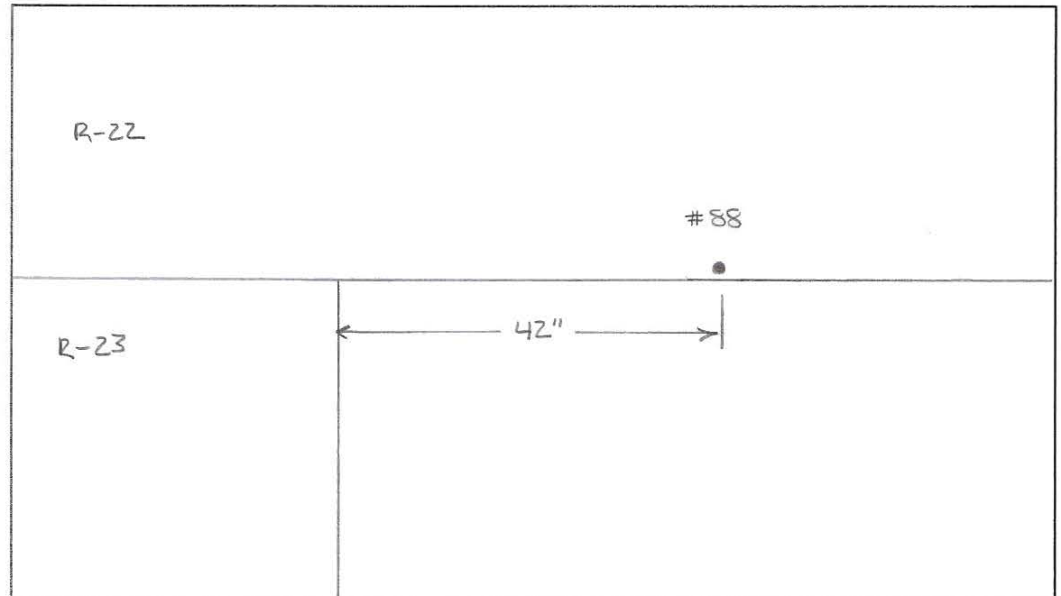
TANK # 6 - QUADRANT C
 *Nominal Plate Thickness: 0.250"

Tank Section: BARREL
 Quadrant: C

Vertical Drop #: 3
 Row #: 22

Course:
 Plate #:

88 - Pinhole 1/32" DIA
 0.160" S.W.

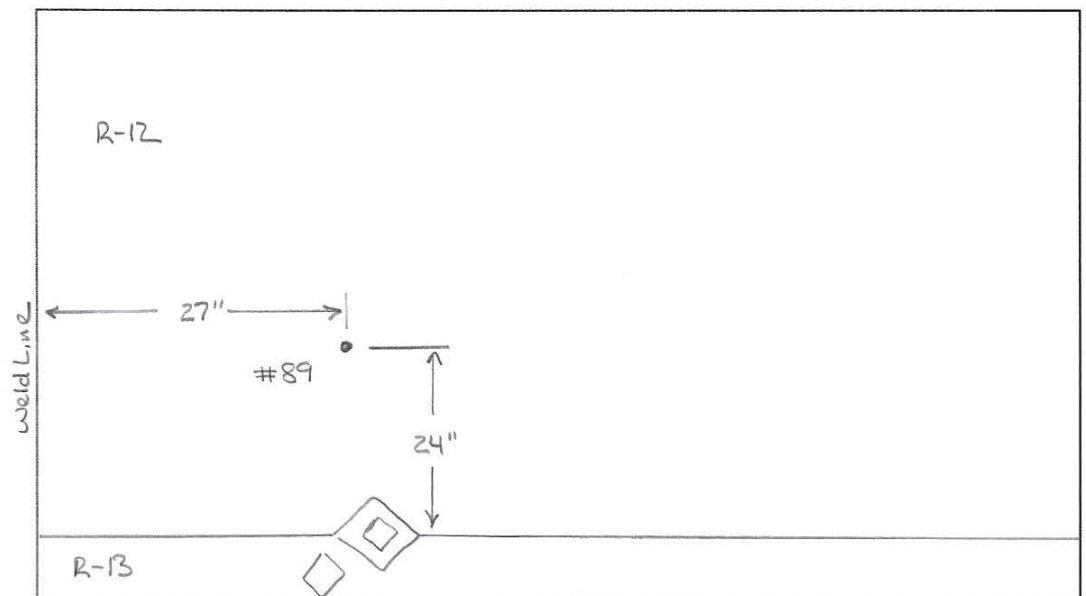


Tank Section: BARREL
 Quadrant:

Vertical Drop #: 2
 Row #: 12

Course:
 Plate #:

89 - Pinhole 1/32" DIA
 0.190" S.W.



Drawing is not to scale

Date 4/5/06

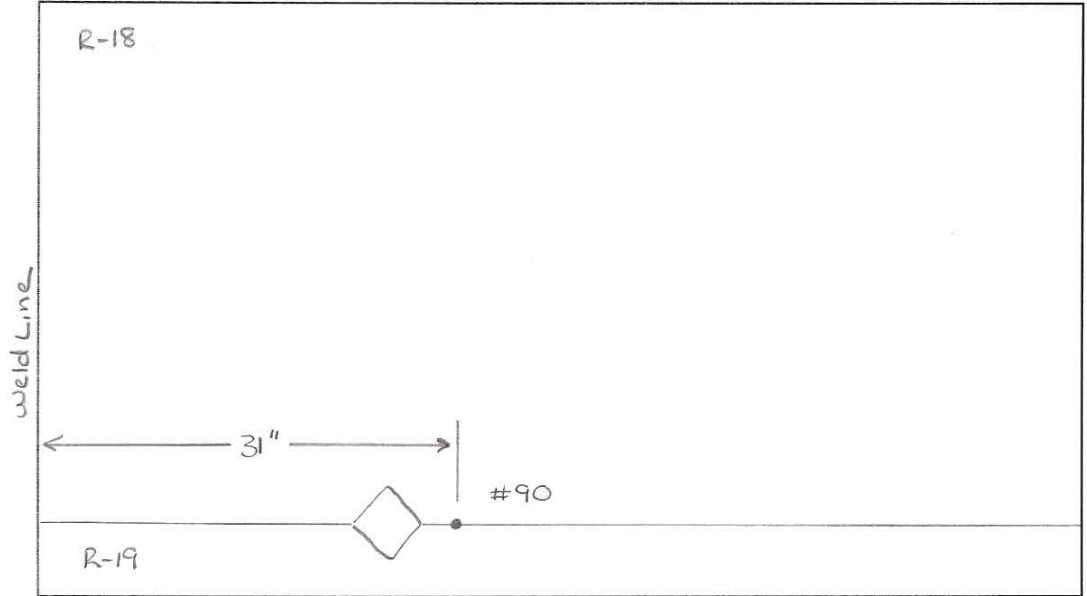
TANK # 6 - QUADRANT C
***Nominal Plate Thickness: 0.250"**

Tank Section: BARREL
Quadrant: C

Vertical Drop #: 2
Row #: 18/19

Course:
Plate #:


90-Pinhole 1/32" DIA
0.190" S.W.



Tank Section:
Quadrant:

Vertical Drop #:
Row #:

Course:
Plate #:



Drawing is not to scale

Date 4/6/06

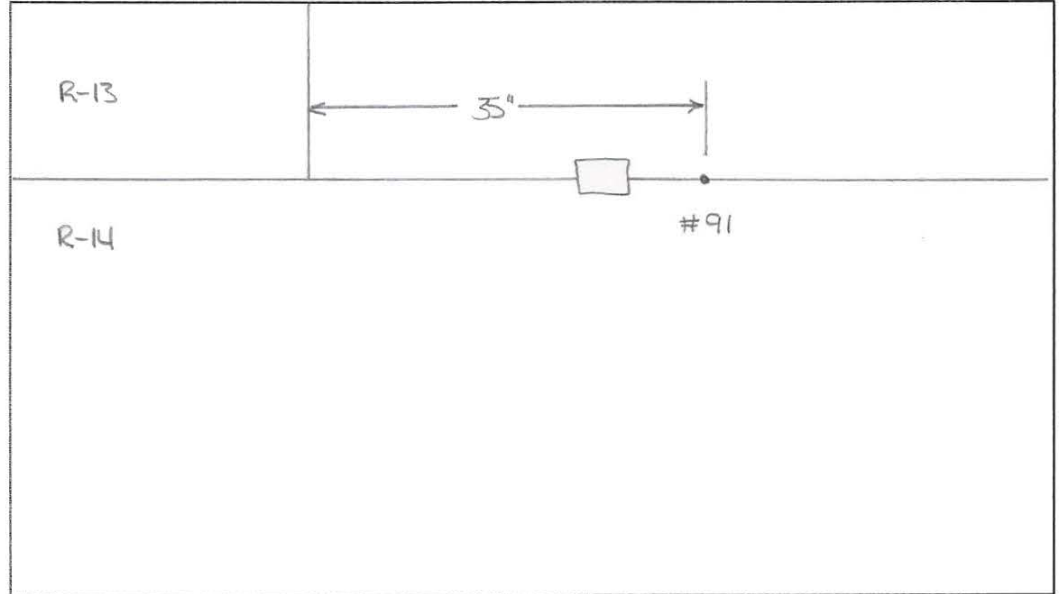
TANK # 6 - QUADRANT C
***Nominal Plate Thickness: 0.250"**

Tank Section: BARREL
 Quadrant: C

Vertical Drop #: 3
 Row #: 13/14

Course:
 Plate #:

91 - Pinhole 1/32" DIA
 0.170" S.W.

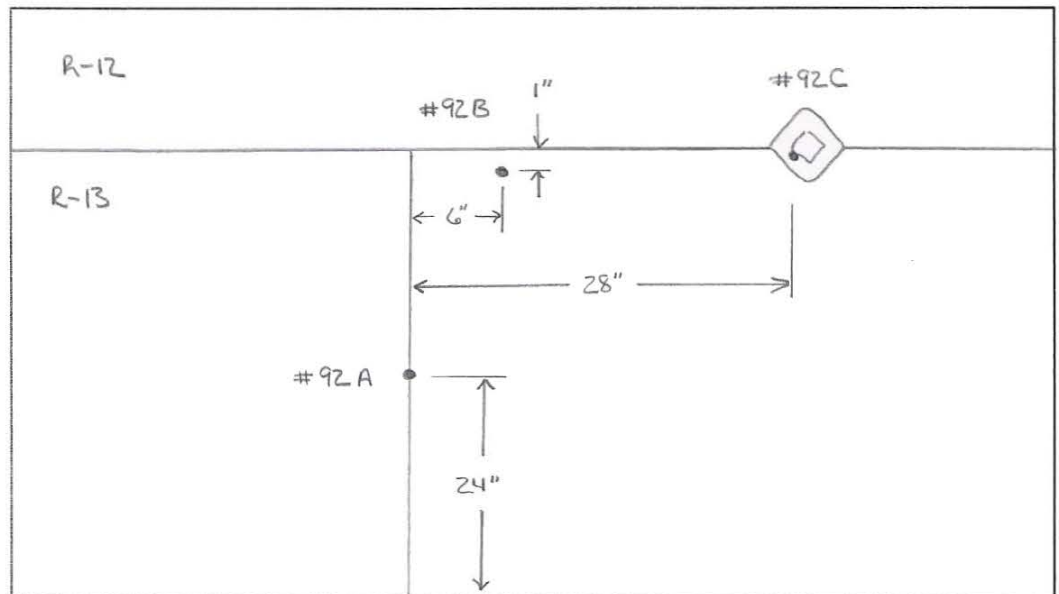


Tank Section: BARREL
 Quadrant: C

Vertical Drop #: 3
 Row #: 13

Course:
 Plate #:

92A - Pinhole 1/32" DIA
 0.180" S.W.
 92B - Pinhole 1/32" DIA
 0.200" S.W.
 92C - Pinhole 1/32" DIA
 NO S.W.



Drawing is not to scale

Date 4/6/06

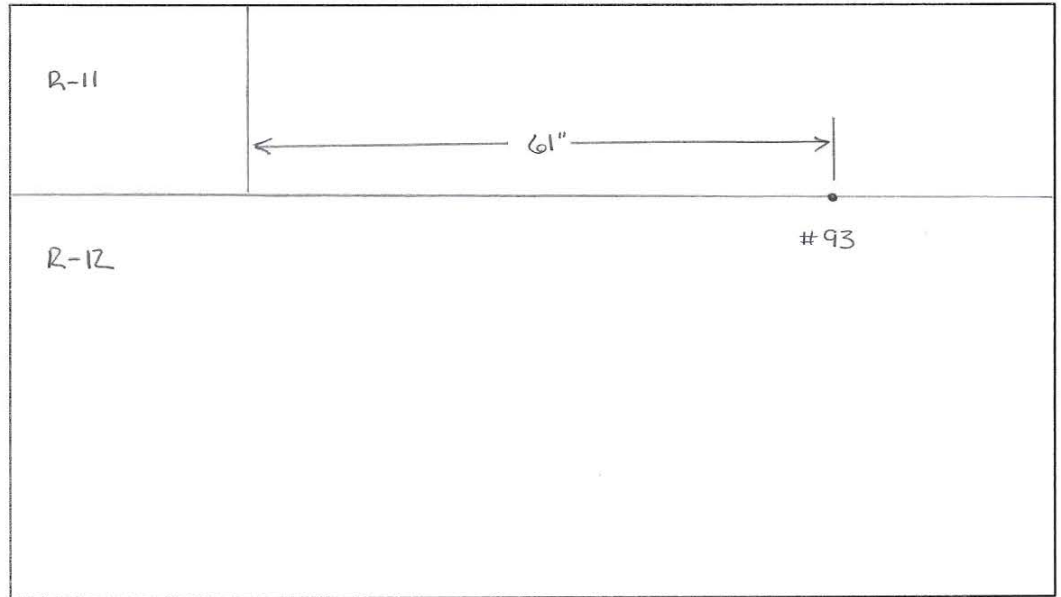
TANK # 6 - QUADRANT C
***Nominal Plate Thickness: 0.250"**

Tank Section: BARREL
Quadrant: C

Vertical Drop #: 3
Row #: 11/12

Course:
Plate #:

93 - Pinhole 1/32" DIA
 0.190" S.W.

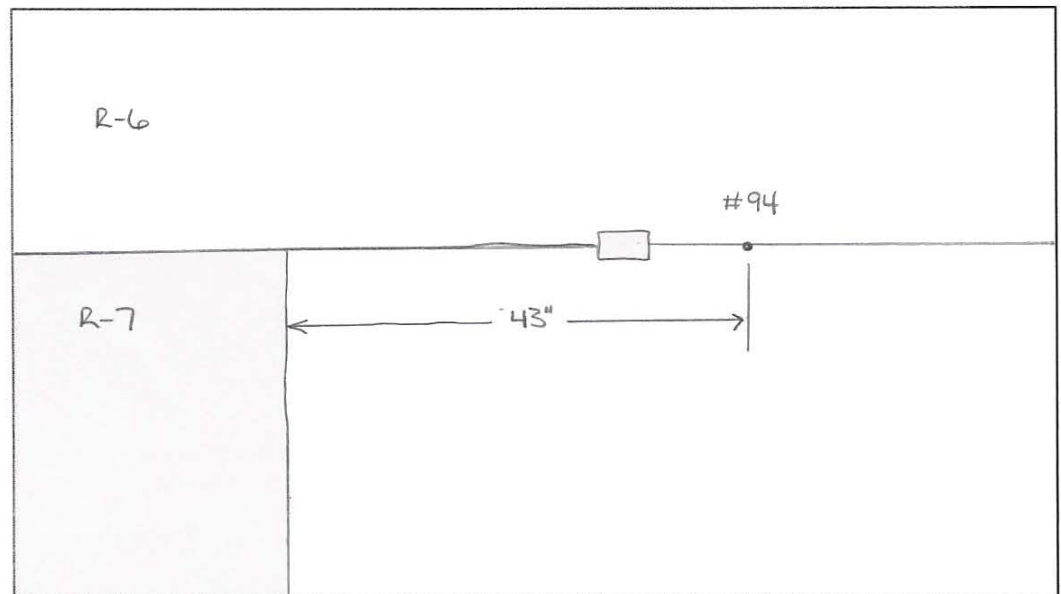


Tank Section: BARREL
Quadrant: C

Vertical Drop #: 3
Row #: 6/7

Course:
Plate #:

94 - Pinhole 1/32" DIA
 0.200 S.W.



Drawing is not to scale

Date 4/6/06

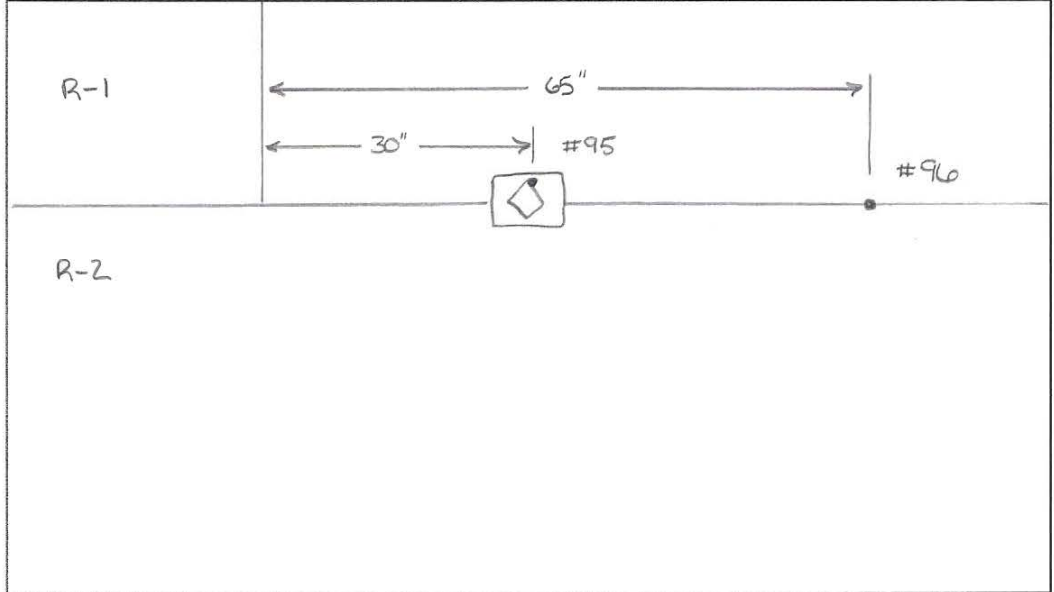
TANK # 6 - QUADRANT C
***Nominal Plate Thickness: 0.250"**

Tank Section: BARREL
 Quadrant: C

Vertical Drop #: 3
 Row #: 1/2

Course:
 Plate #:

95 - Pinhole 1/32" DIA
 NO S.W.
 96 - Undercut
 0.140" S.W.



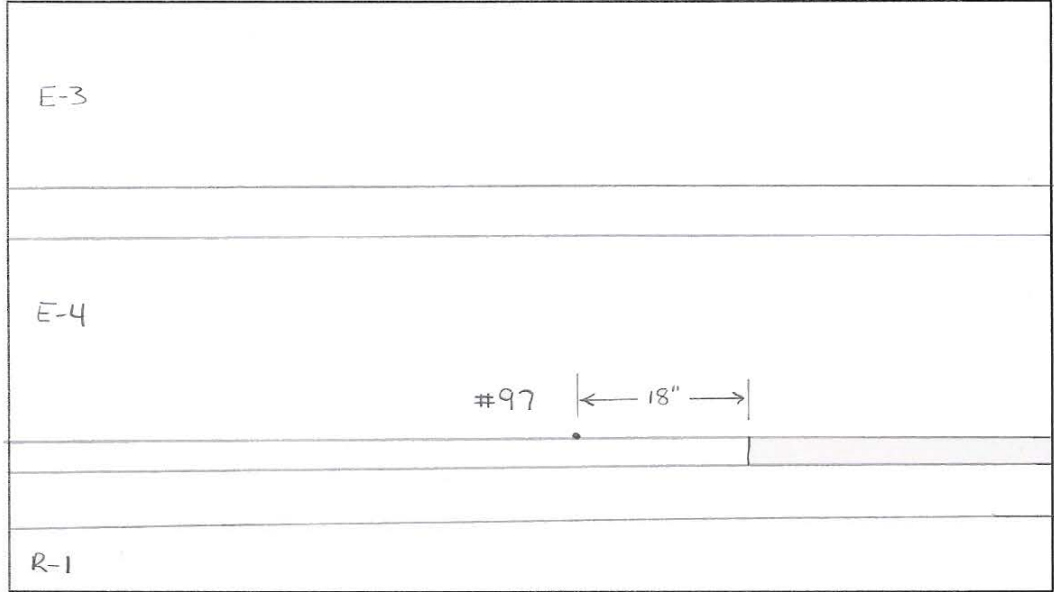
(EXTENSION)

Tank Section: BARREL
 Quadrant: C

Vertical Drop #: 3
 Row #: E-4

Course:
 Plate #:

97 - Undercut
 NO S.W.



Drawing is not to scale

Date 4/6/06

TANK # 6 - QUADRANT C
 *Nominal Plate Thickness: 0.250"

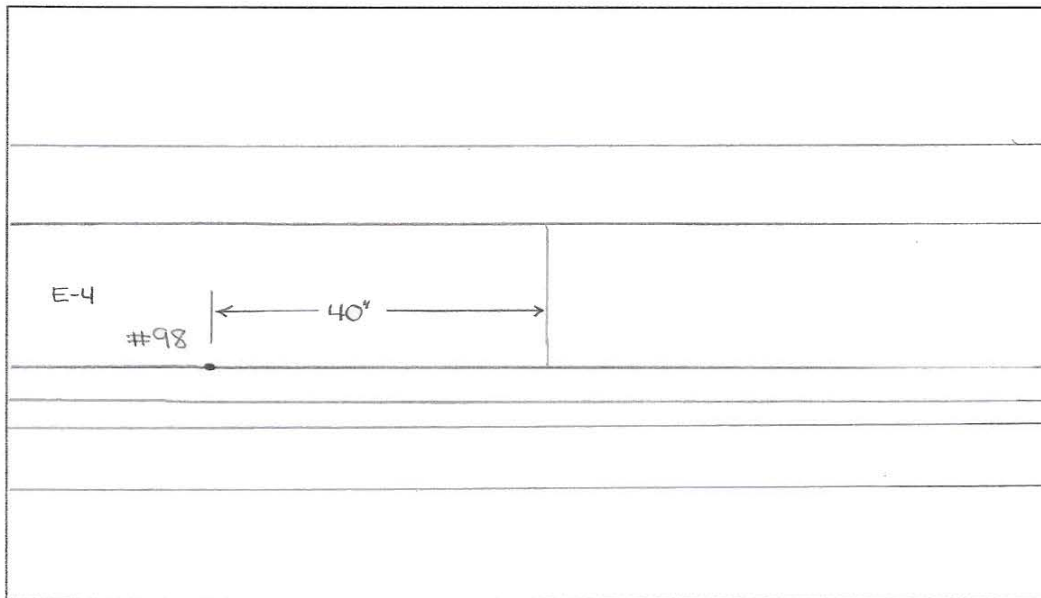
(EXTENSION)

Tank Section: BARREL
 Quadrant: C

Vertical Drop #: 4
 Row #: E-4

Course:
 Plate #:

98 - Pinhole 1/32" DIA
 NO SW.

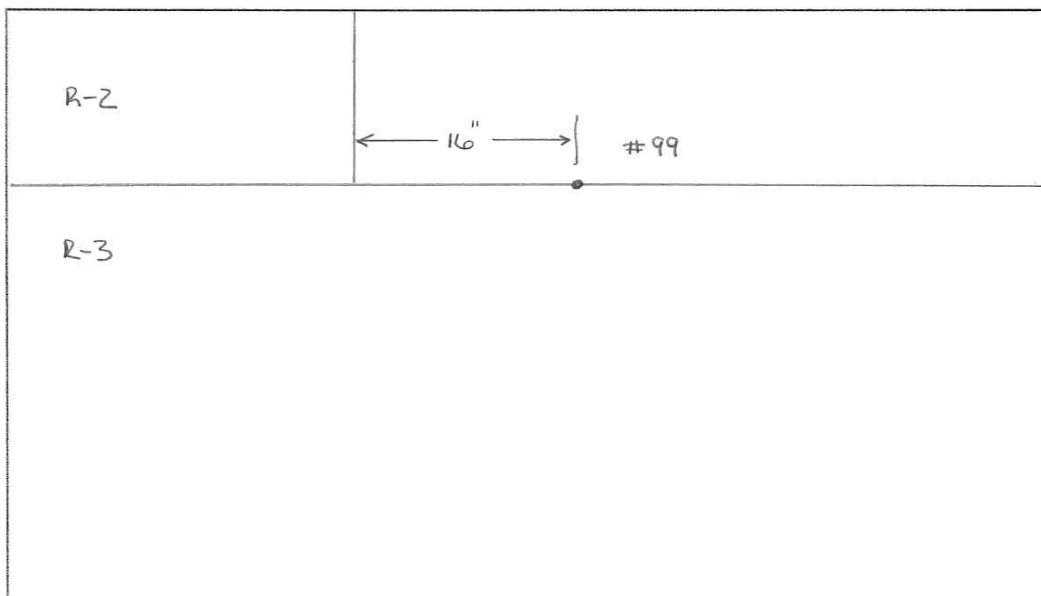


Tank Section: BARREL
 Quadrant: C

Vertical Drop #: 4
 Row #: 2/3

Course:
 Plate #:

99 - Undercut
 0.160" S.W.



Drawing is not to scale

Date 4/6/06

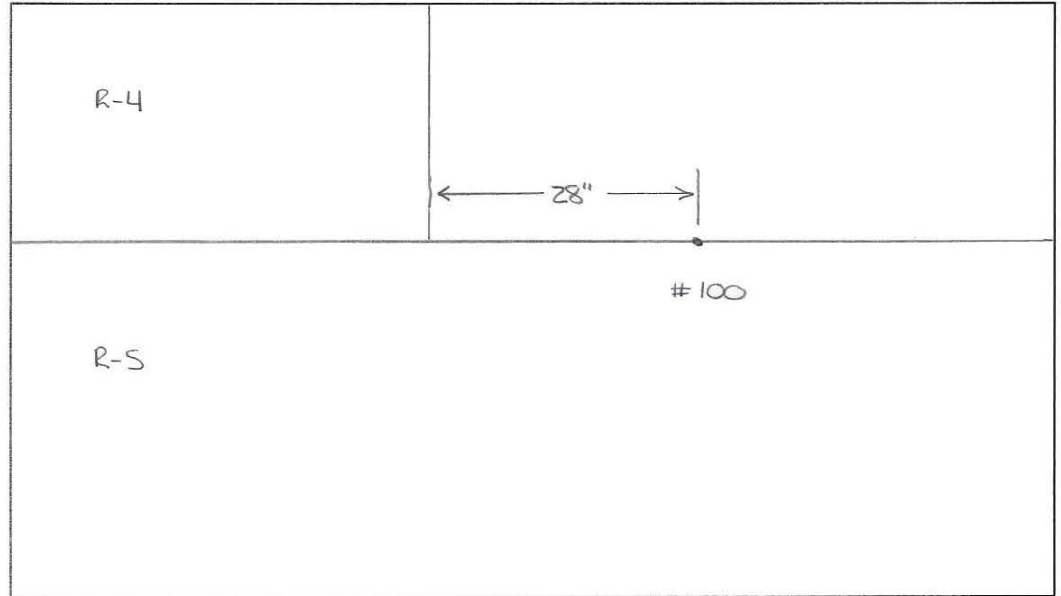
TANK # 6 - QUADRANT C
***Nominal Plate Thickness: 0.250"**

Tank Section: BARREL
Quadrant: C

Vertical Drop #: 4
Row #: 4/5

Course:
Plate #:

100 - Pinhole 1/32" DIA.
 0.170" S.W.

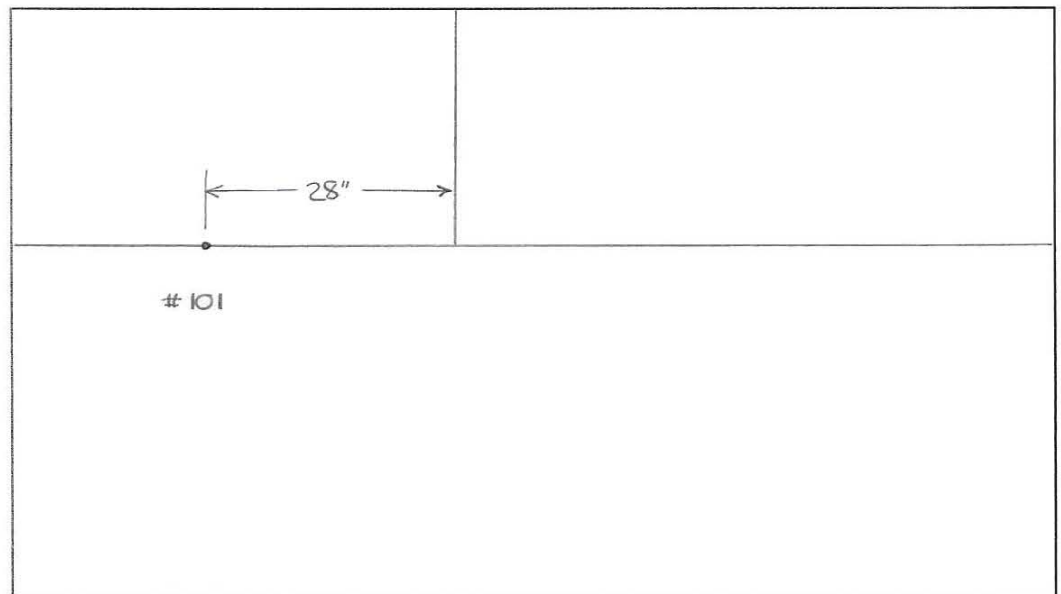


Tank Section: BARREL
Quadrant: C

Vertical Drop #: 4
Row #: 8/9

Course:
Plate #:

101 - Pinhole 1/32" DIA.
 0.200" S.W.



Drawing is not to scale

Date 4/10/06

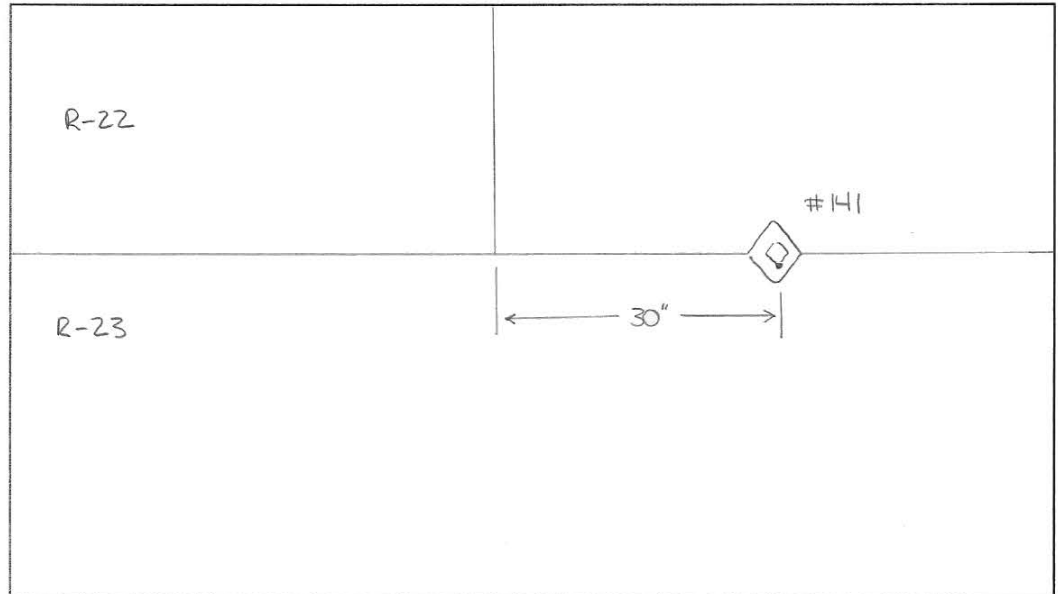
TANK # 6 - QUADRANT C
***Nominal Plate Thickness: 0.250"**

Tank Section: BARREL
Quadrant: C

Vertical Drop #: 4
Row #: 23

Course:
Plate #:

141 - Pinhole 1/32" DIA.
 NO S.W.

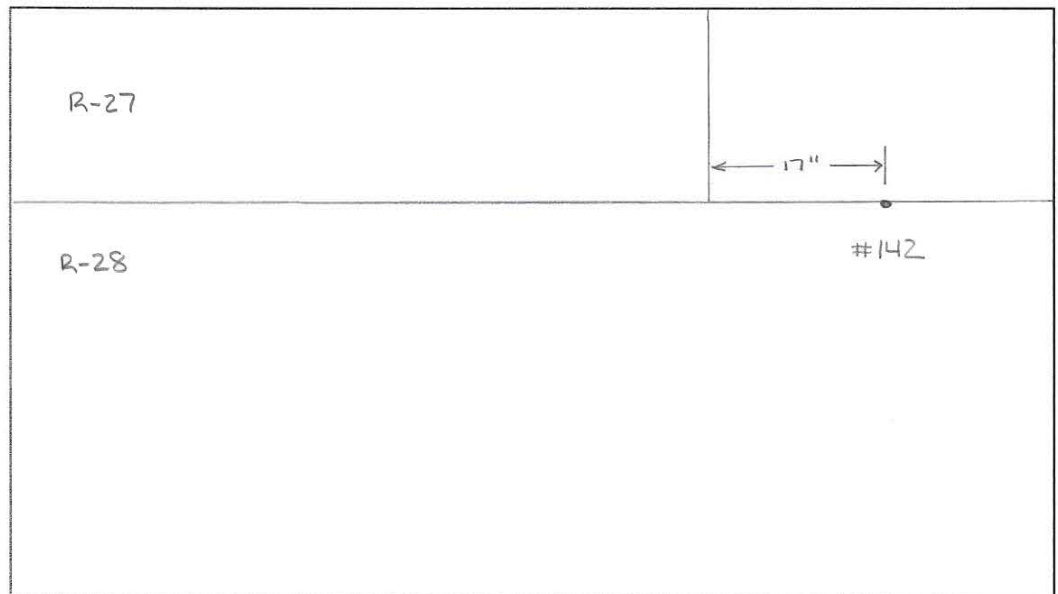


Tank Section: BARREL
Quadrant: C

Vertical Drop #: 5
Row #: 27/28

Course:
Plate #:

142 - Pinhole 1/32" DIA.
 0.180" S.W.



Drawing is not to scale

Date 4/10/20

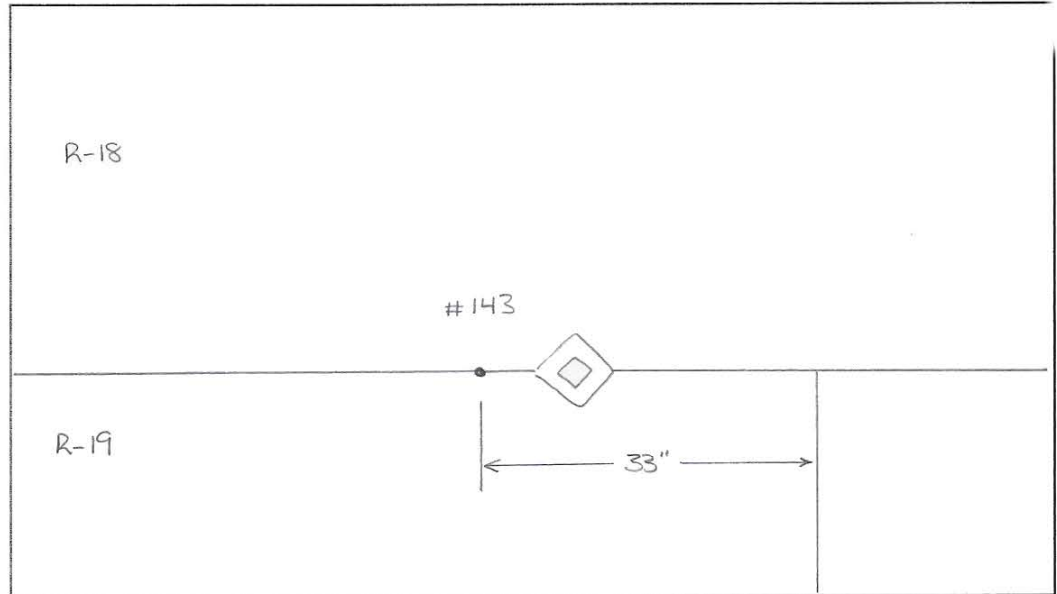
TANK # 6 - QUADRANT C
***Nominal Plate Thickness: 0.250"**

Tank Section: BARREL
Quadrant: C

Vertical Drop #: 5
Row #: 18/19

Course:
Plate #:

143 - Pinhole 1/32" DIA.
0.180" S.W.

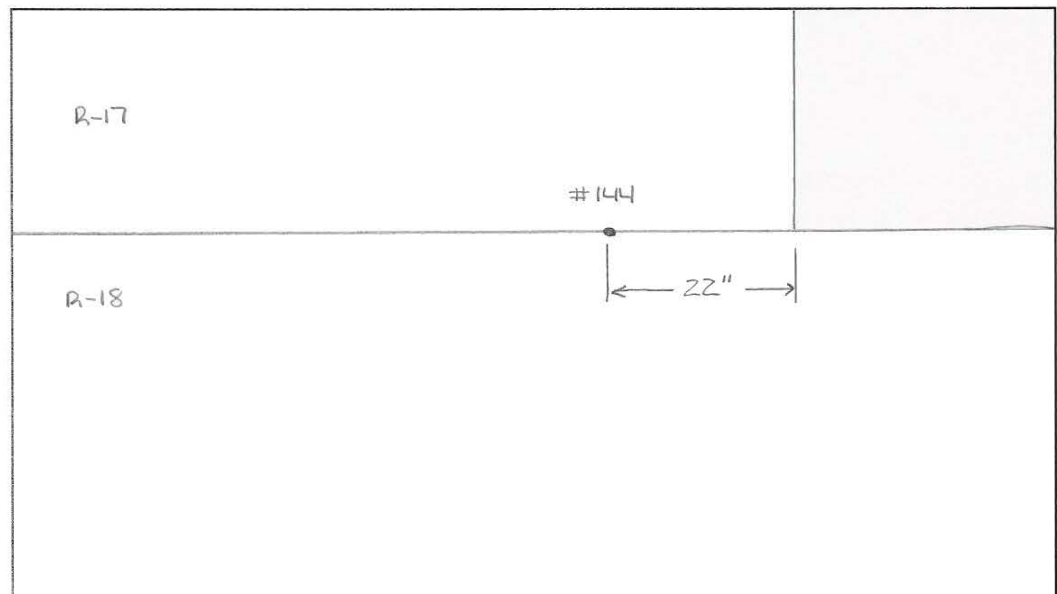


Tank Section: BARREL
Quadrant: C

Vertical Drop #: 5
Row #: 17/18

Course:
Plate #:

144 - Pinhole 1/32" DIA.
0.180" S.W.



Drawing is not to scale

Date 4/10/06

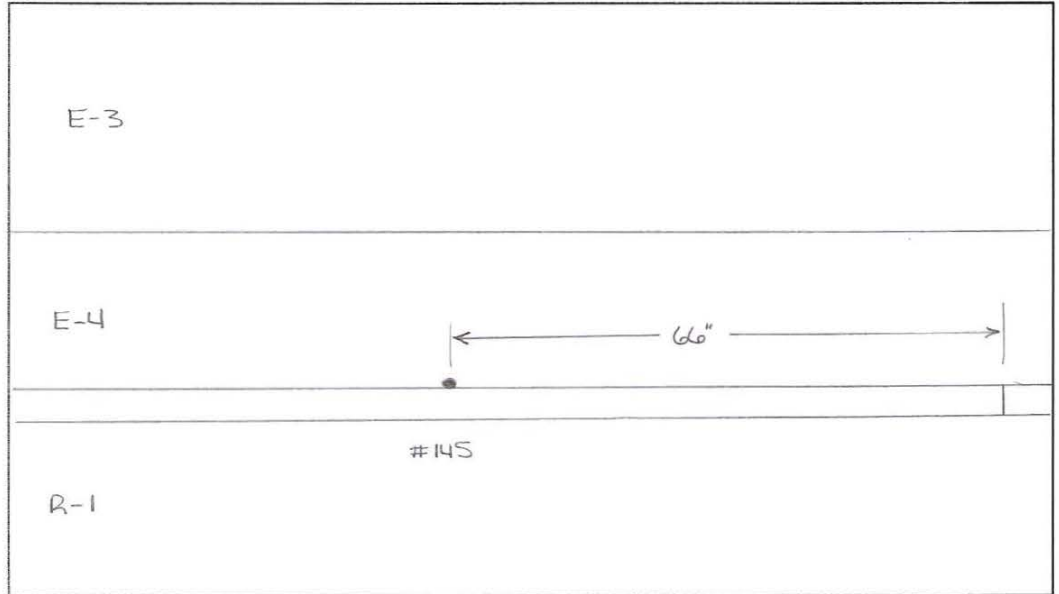
TANK # 6 - QUADRANT C
*Nominal Plate Thickness: 0.250"

Tank Section: BARREL
Quadrant: C

Vertical Drop #: S
Row #: E-4

Course:
Plate #:


145 - TS PITTING
0.190" Remaining



Tank Section:
Quadrant:

Vertical Drop #:
Row #:

Course:
Plate #:



Drawing is not to scale

Date 4/11/06

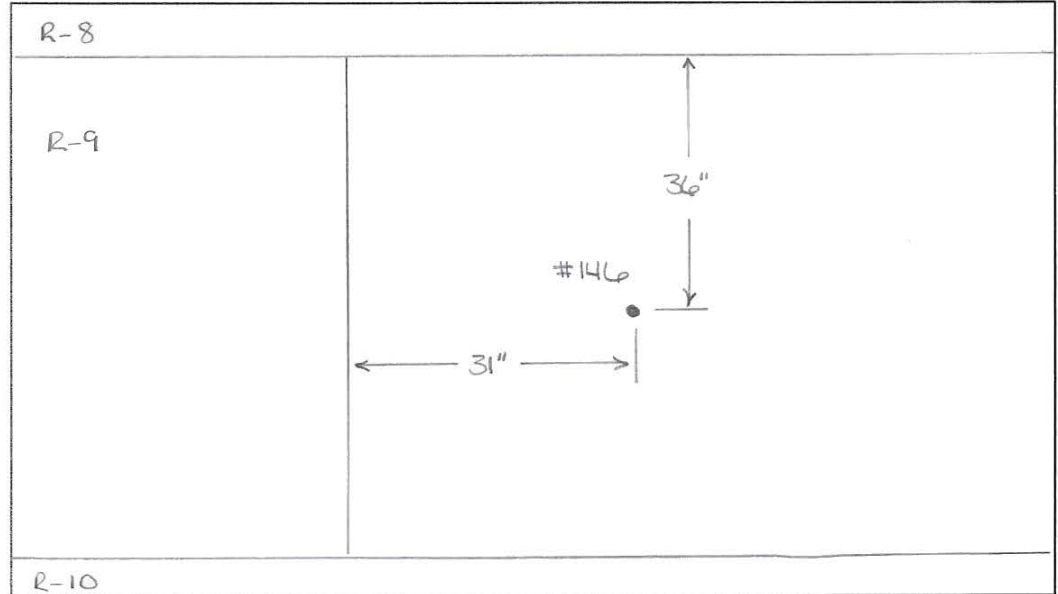
TANK # 6 - QUADRANT C
**Nominal Plate Thickness: 0.250"*

Tank Section: BARREL
Quadrant: C

Vertical Drop #: 6
Row #: 9

Course:
Plate #:

146-TS pitting
0.200" Remaining

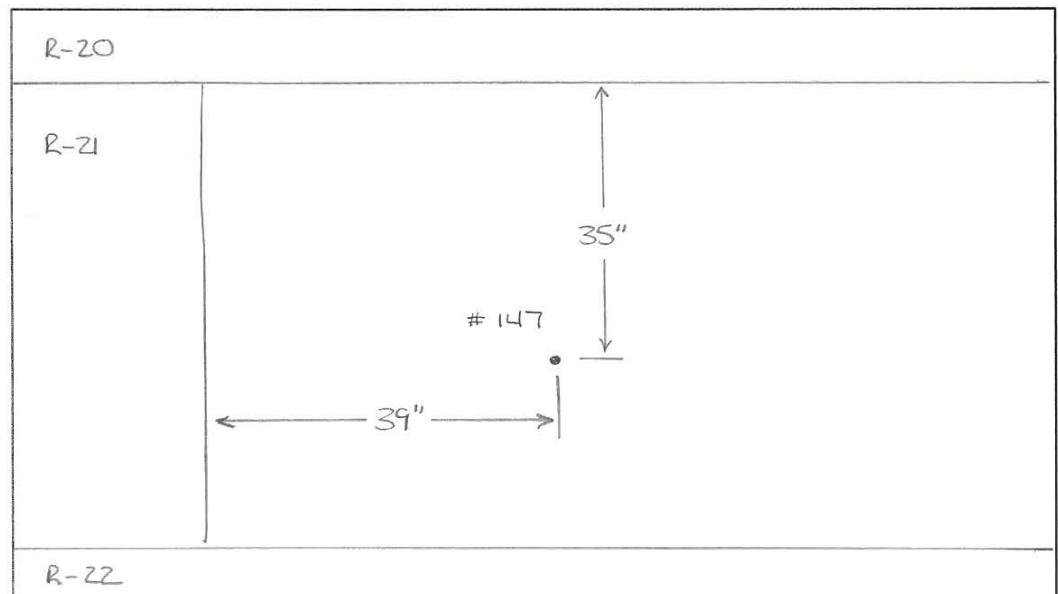


Tank Section: BARREL
Quadrant: C

Vertical Drop #: 6
Row #: 21

Course:
Plate #:

147-TS pitting
0.190" Remaining



Drawing is not to scale

Date 4/11/06

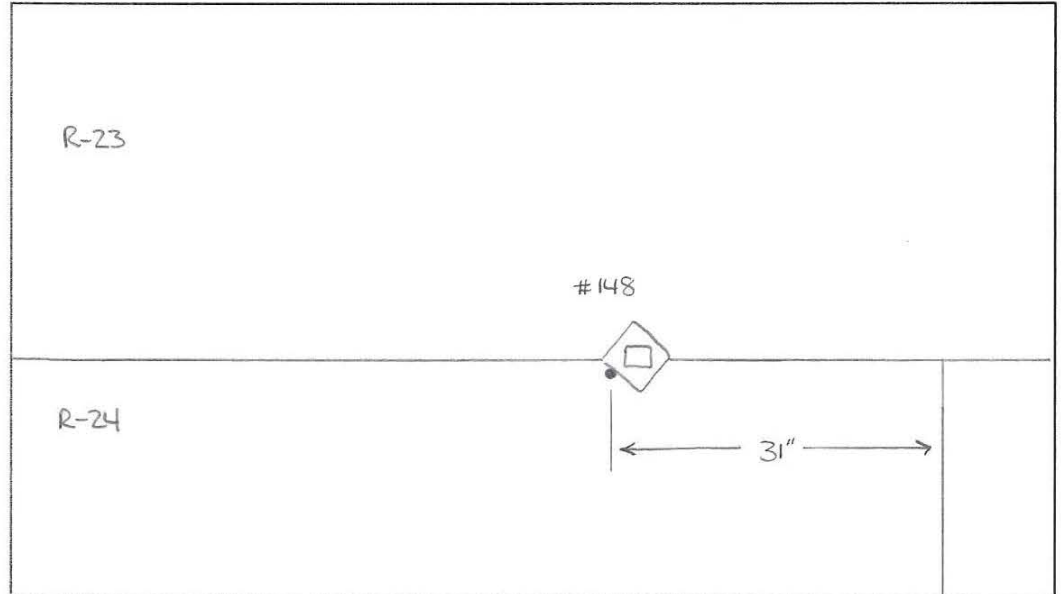
TANK # 6 - QUADRANT C
*Nominal Plate Thickness: 0.250"

Tank Section: BARREL
Quadrant: C

Vertical Drop #: 6
Row #: 24

Course:
Plate #:

148 - Pinhole 1/32" DIA.
0.190" S.W.

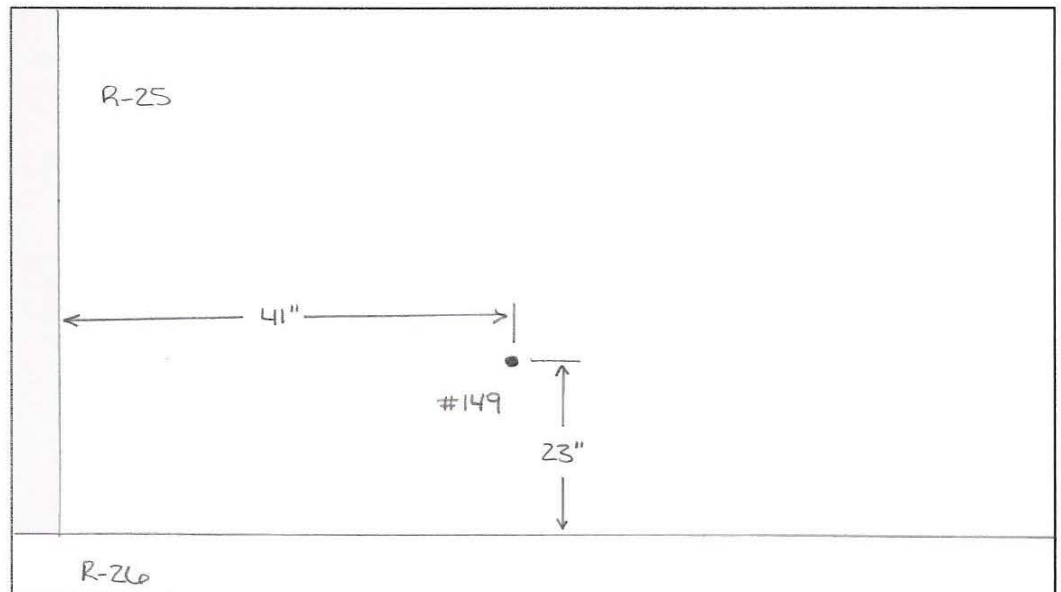


Tank Section: BARREL
Quadrant: C

Vertical Drop #: 6
Row #: 25

Course:
Plate #:

149 - TS pitting
0.185" Remaining



Drawing is not to scale

Date 4/12/06

TANK # 6 - QUADRANT C
***Nominal Plate Thickness: 0.250"**

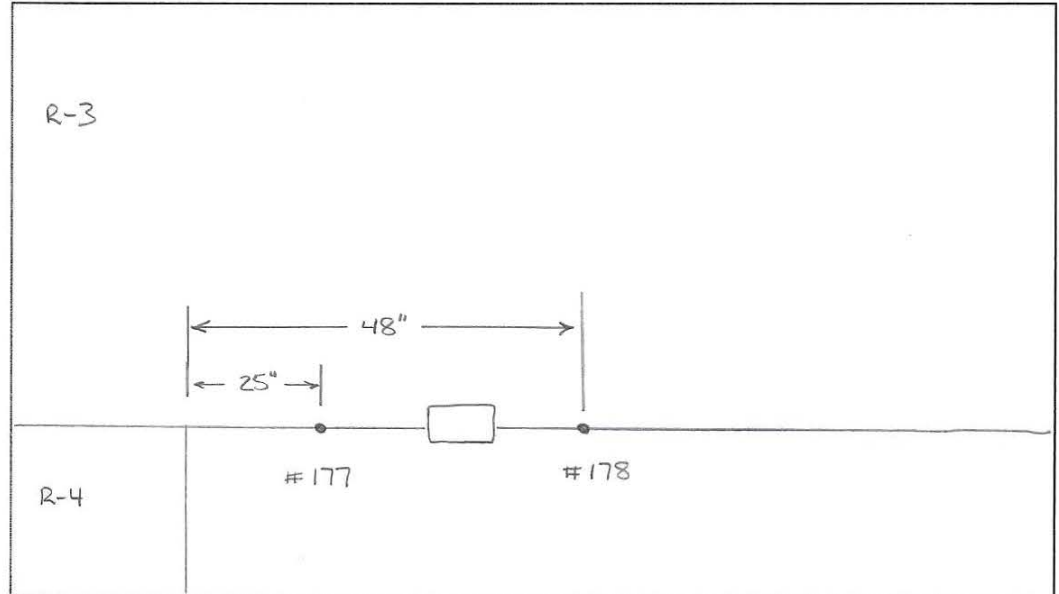
Tank Section: BARREL
Quadrant: C

Vertical Drop #: 7
Row #: 3

Course:
Plate #:

177 - Pinhole 1/32" DIA.
 0.175" S.W.

178 - Pinhole 1/32" DIA.
 0.180" S.W.



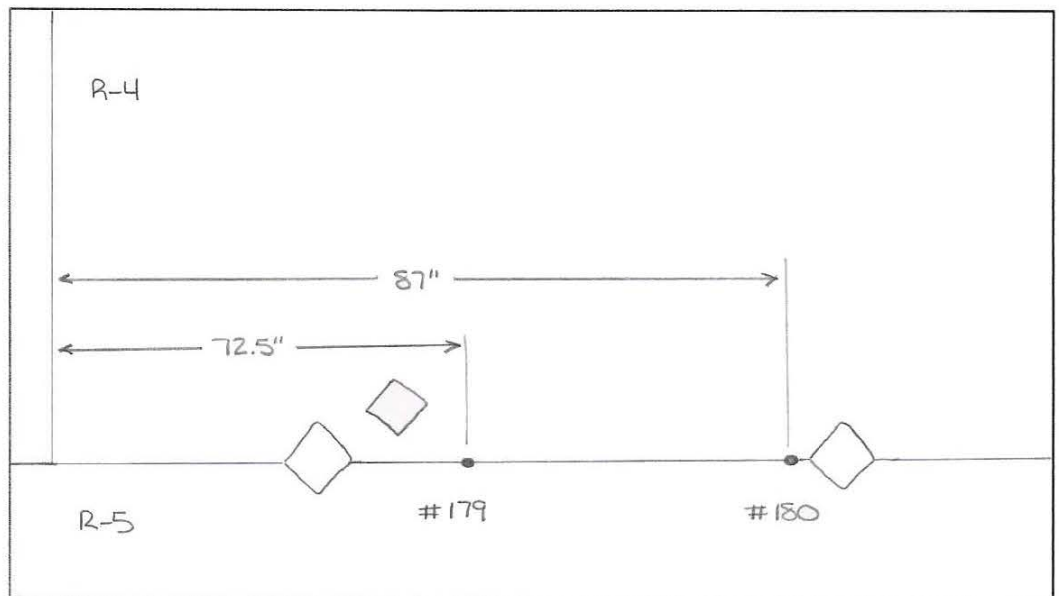
Tank Section: BARREL
Quadrant: C

Vertical Drop #: 7
Row #: 4

Course:
Plate #:

179 - Pinhole 1/32" DIA.
 0.170" S.W.

180 - pinhole 1/32 DIA
 0.180" S.W.



Drawing is not to scale

Date 4/12/06

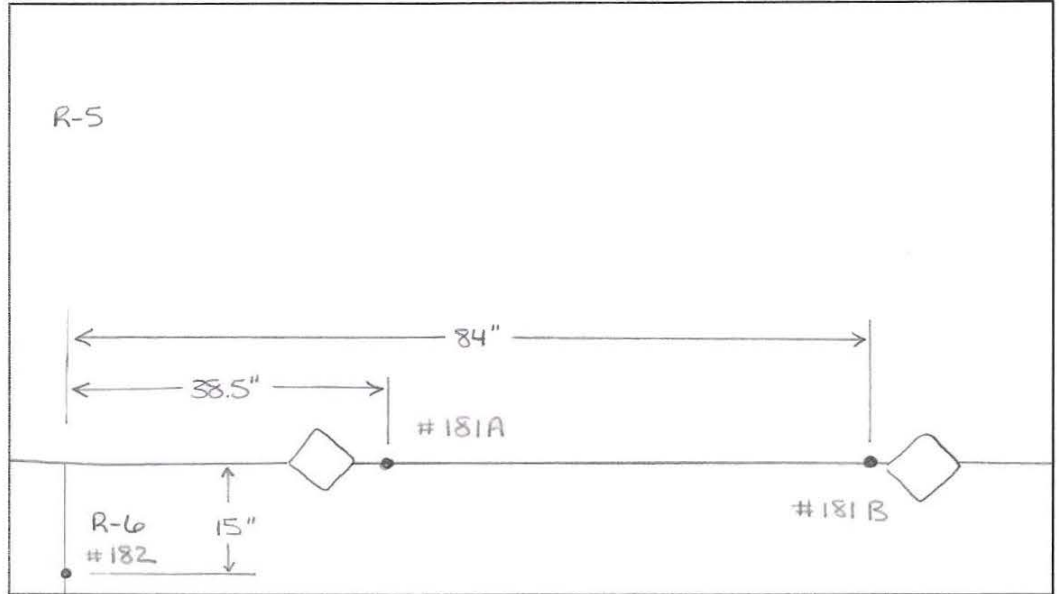
TANK # 6 - QUADRANT C
**Nominal Plate Thickness: 0.250"*

Tank Section: BARREL
Quadrant: C

Vertical Drop #: 7
Row #: 6

Course:
Plate #:

- 181A - Pinhole 1/32" DIA.
0.190" S.W.
- 181B - Pinhole 1/32" DIA.
0.190" S.W.
- 182 - Pinhole 1/32" DIA.
0.190" S.W.

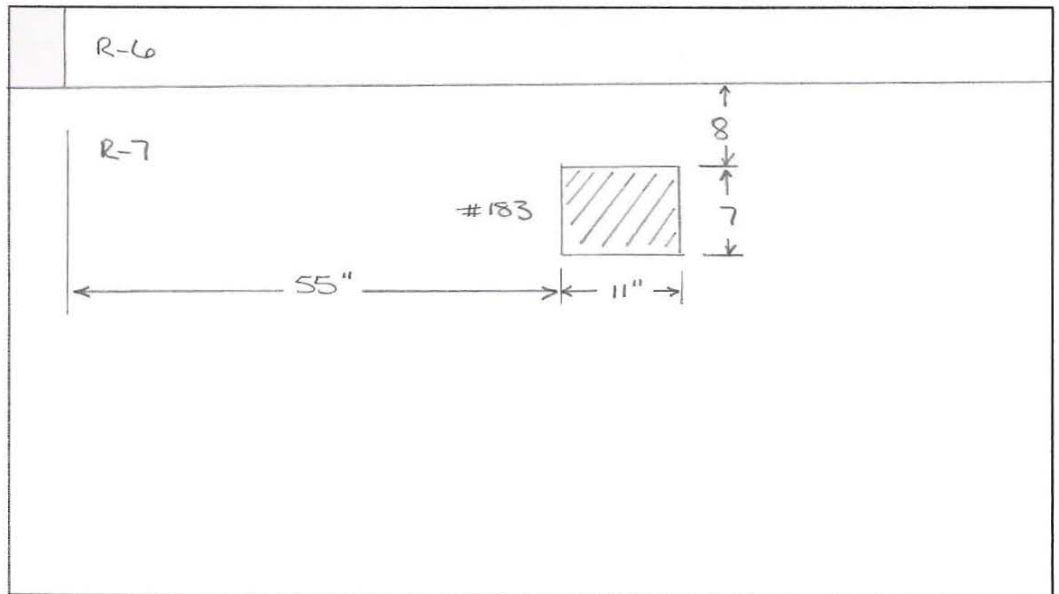


Tank Section: BARREL
Quadrant: C

Vertical Drop #: 7
Row #: 7

Course:
Plate #:

- 183 - UC
0.200" Remaining



Drawing is not to scale

Date 4/12/06

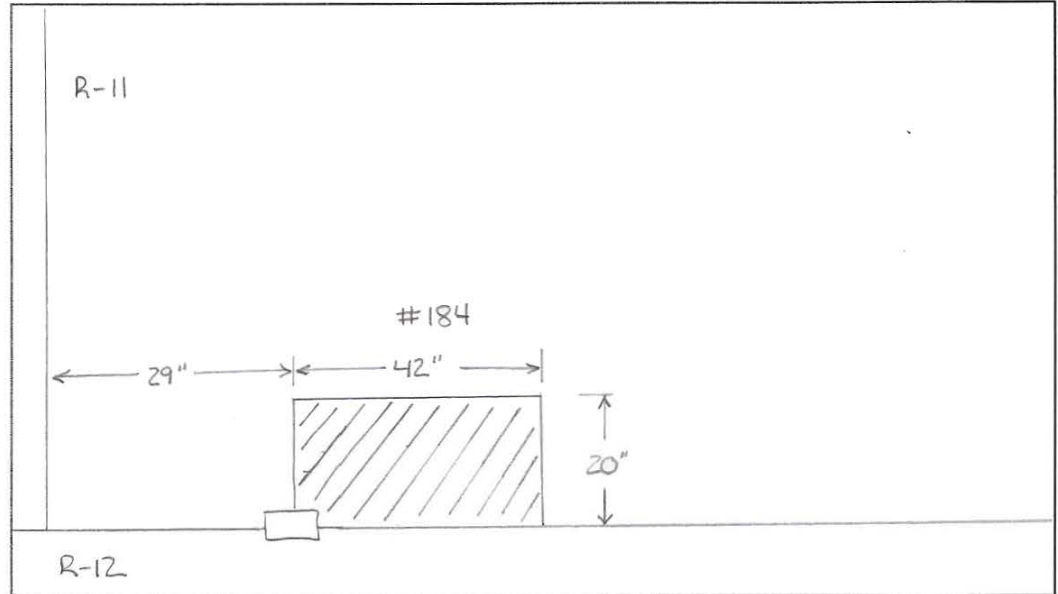
TANK # 6 - QUADRANT C
***Nominal Plate Thickness: 0.250"**

Tank Section: BARREL
Quadrant: C

Vertical Drop #: 7
Row #: 11

Course:
Plate #:

184 - UC
 0.170" Remaining



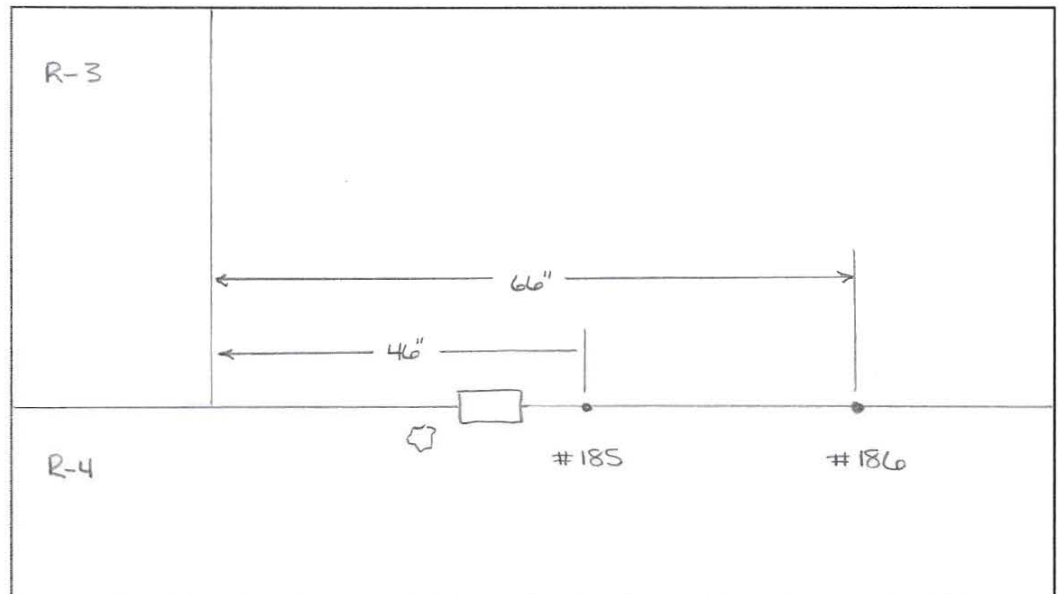
Tank Section: BARREL
Quadrant: C

Vertical Drop #: 8
Row #: 3

Course:
Plate #:

185 - Pinhole 1/32" DIA
 0.180" S.W.

186 - Pinhole 1/32" DIA
 0.170" S.W.



Drawing is not to scale

Date 4/12/06

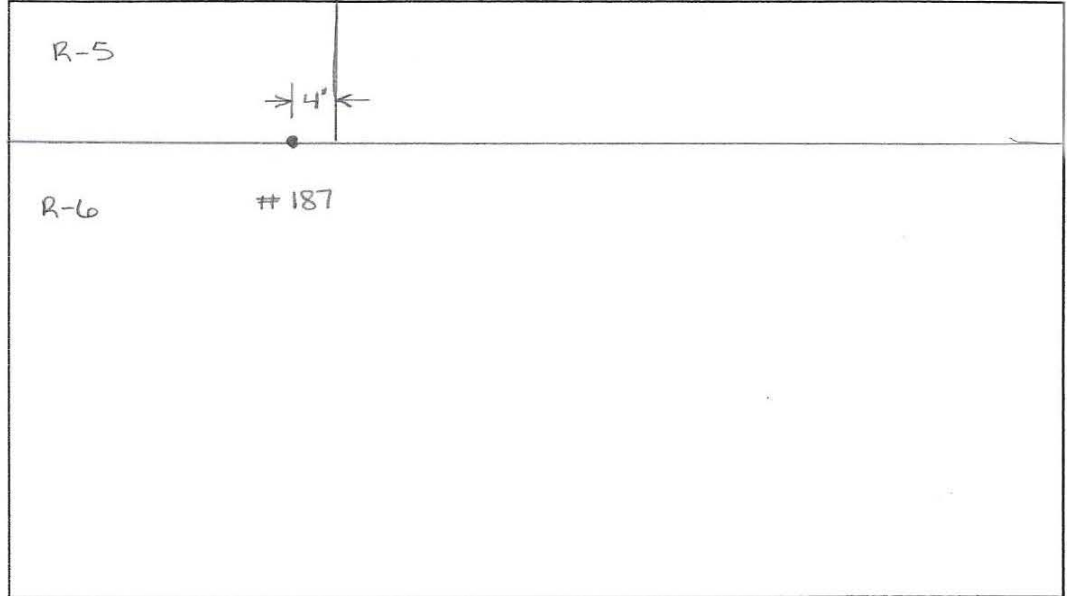
TANK # 6 - QUADRANT C
 *Nominal Plate Thickness: 0.250"

Tank Section: BARREL
 Quadrant: C

Vertical Drop #: 8
 Row #: 5/6

Course:
 Plate #:

187 - Pinhole 1/32" DIA.
 0.200" S.W.



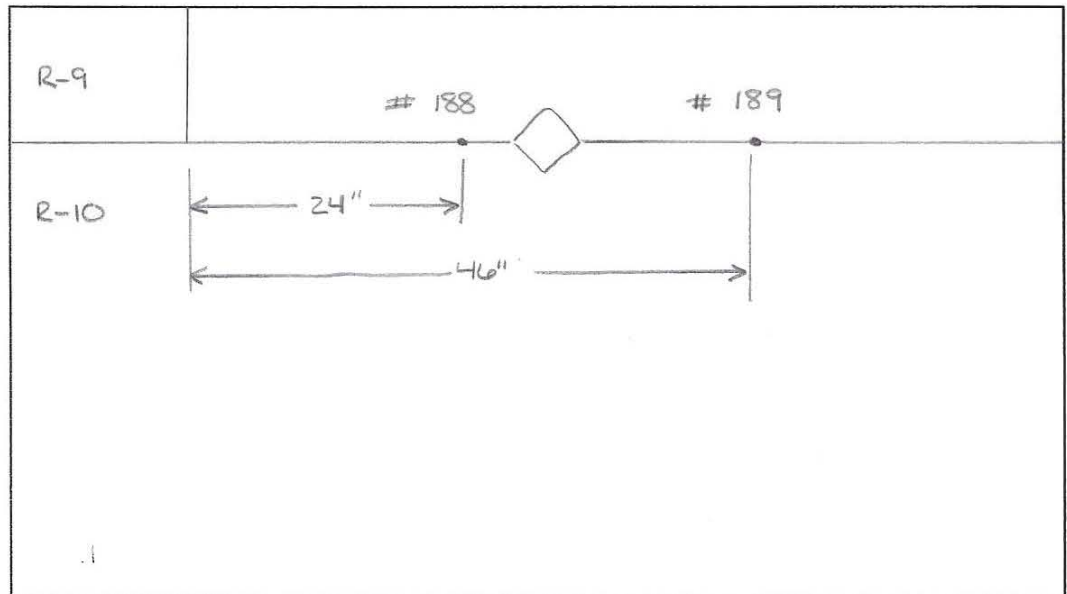
Tank Section: BARREL
 Quadrant: C

Vertical Drop #: 8
 Row #: 9/10

Course:
 Plate #:

188 - Pinhole 1/32" DIA.
 0.180" S.W.

189 - Pinhole 1/32" DIA.
 0.175" S.W.



Drawing is not to scale

Date 4/12/06

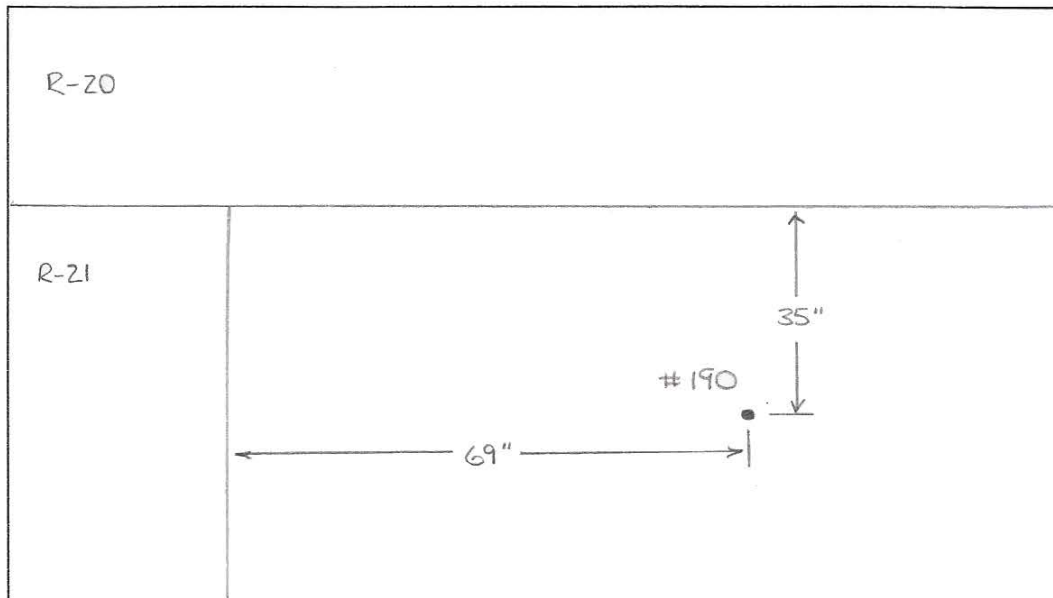
TANK # 6 - QUADRANT C
**Nominal Plate Thickness: 0.250"*

Tank Section: BARREL
Quadrant: C

Vertical Drop #: 8
Row #: 21

Course:
Plate #:

190-TS pitting
 0.200 Remaining

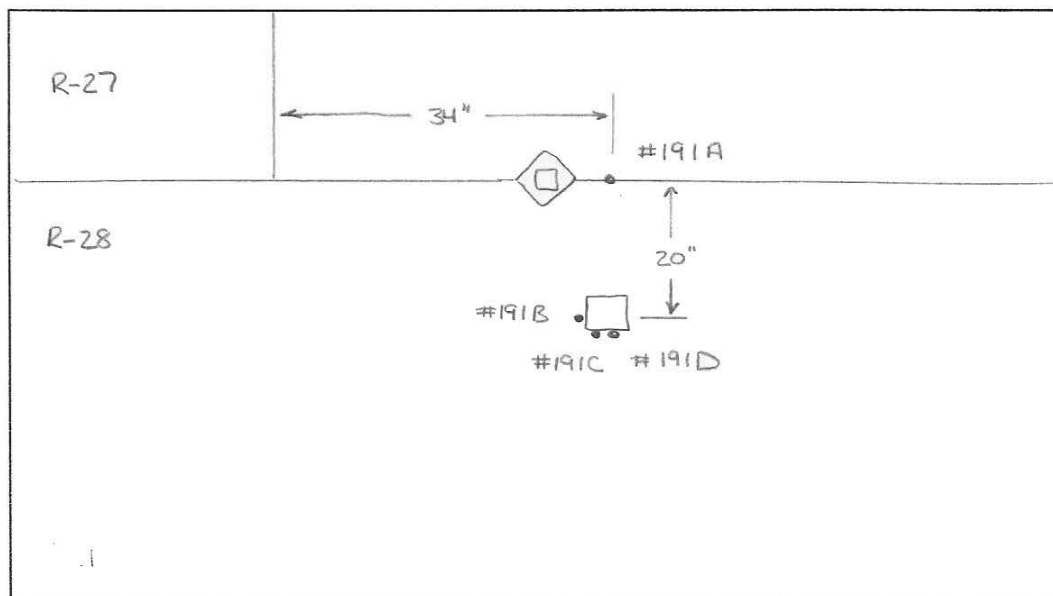


Tank Section: BARREL
Quadrant: C

Vertical Drop #: 8
Row #: 28

Course:
Plate #:

- 191A - Pinhole 1/32" DIA.
0.180" S.W.
- 191B - Pinhole 1/32" DIA.
0.120" S.W.
- 191C - Pinhole 1/32" DIA.
0.120" S.W.
- 191D - Pinhole 1/32" DIA.
0.120" S.W.



Drawing is not to scale

Date 4/12/06

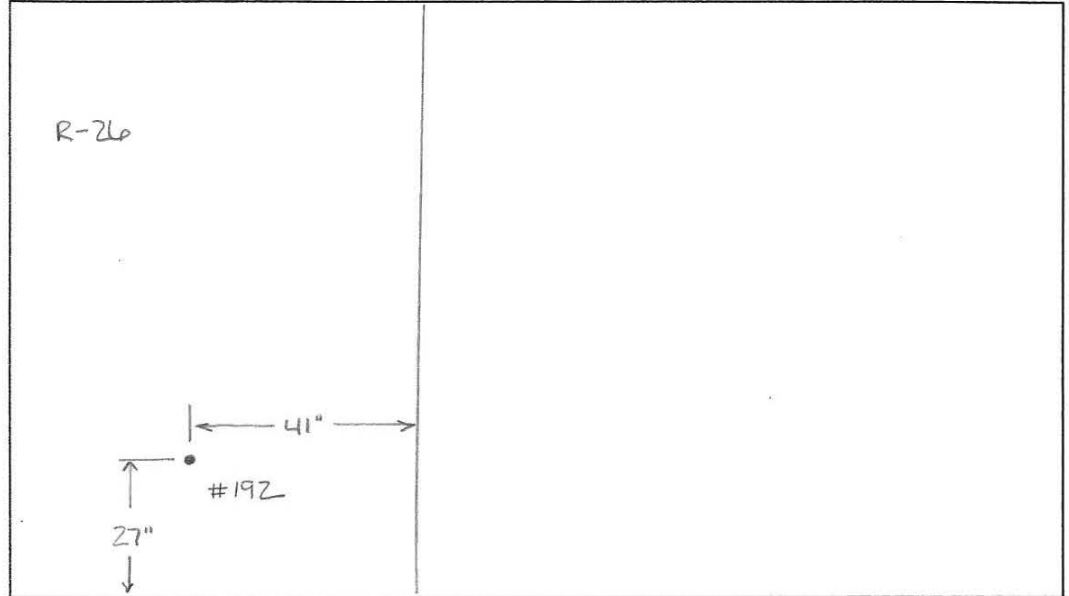
TANK # 6 - QUADRANT C
*Nominal Plate Thickness: 0.250"

Tank Section: BARREL
Quadrant: C

Vertical Drop #: 9
Row #: 26

Course:
Plate #:


192-TS pitting
0.190" Remaining



Tank Section:
Quadrant:

Vertical Drop #:
Row #:

Course:
Plate #:



Drawing is not to scale

Date 4/13/06

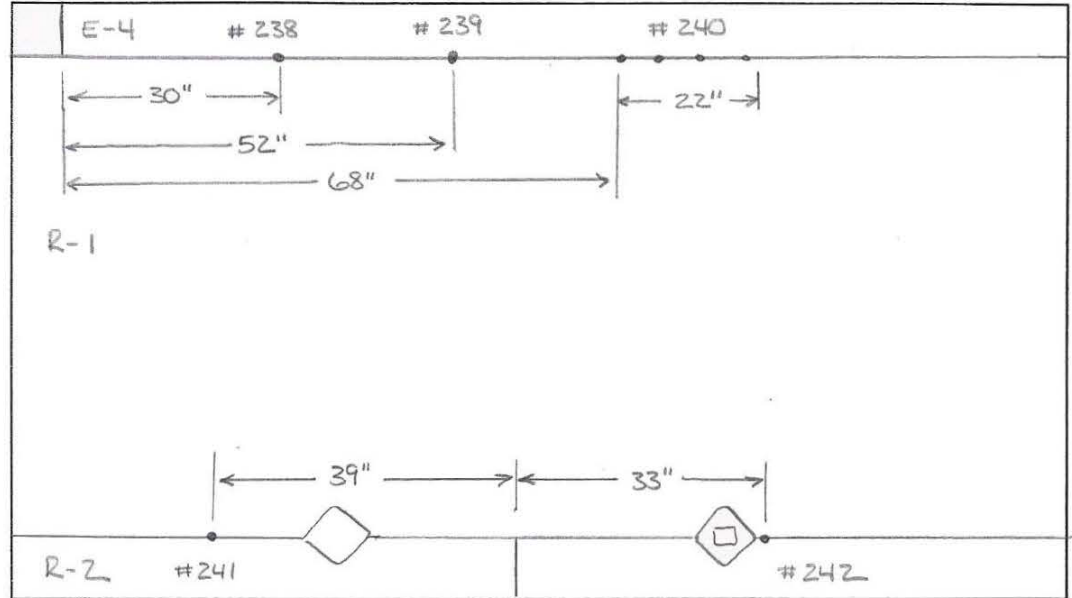
TANK # 6 - QUADRANT C
 *Nominal Plate Thickness: 0.250"

Tank Section: BARREL
 Quadrant: C

Vertical Drop #: 9
 Row #: 1

Course:
 Plate #:

- 238 - Pinhole 1/32" DIA.
0.180" S.W.
- 239 - Pinhole 1/32" DIA.
0.180" S.W.
- 240 - Pinhole Cluster
NO S.W.
- 241 - Pinhole 1/32" DIA.
0.180" S.W.
- 242 - Pinhole 1/32" DIA.
0.180" S.W.

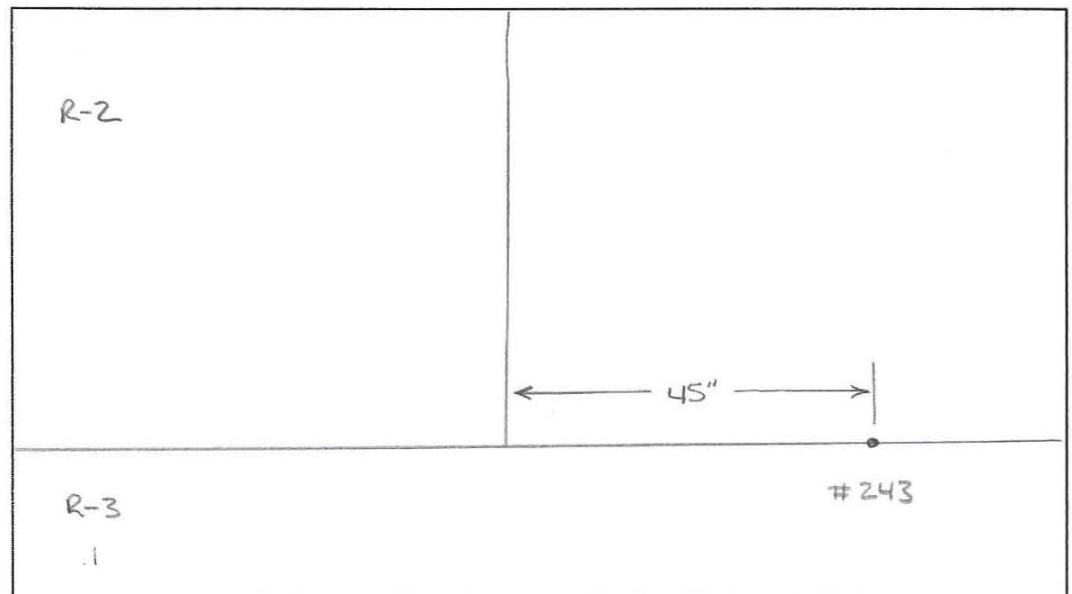


Tank Section: BARREL
 Quadrant: C

Vertical Drop #: 9
 Row #: 2

Course:
 Plate #:

- 243 - Pinhole 1/32" DIA.
0.170" S.W.



Drawing is not to scale

Date 4/13/06

TANK # 6 - QUADRANT C
 *Nominal Plate Thickness: 0.250"

Tank Section: BARREL
 Quadrant: C

Vertical Drop #: 9
 Row #: 4

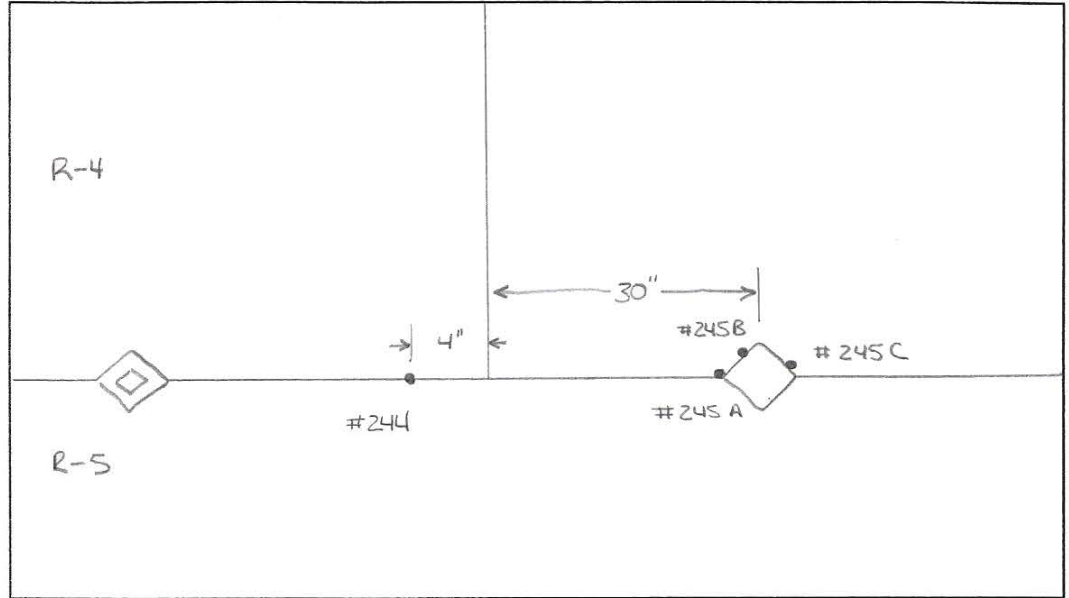
Course:
 Plate #:

244 - Pinhole 1/32" DIA.
 0.160" S.W.

245A - Pinhole 1/32" DIA.
 0.180" S.W.

245B - Pinhole 1/32" DIA.
 0.180" S.W.

245C - Pinhole 1/32" DIA.
 0.180" S.W.

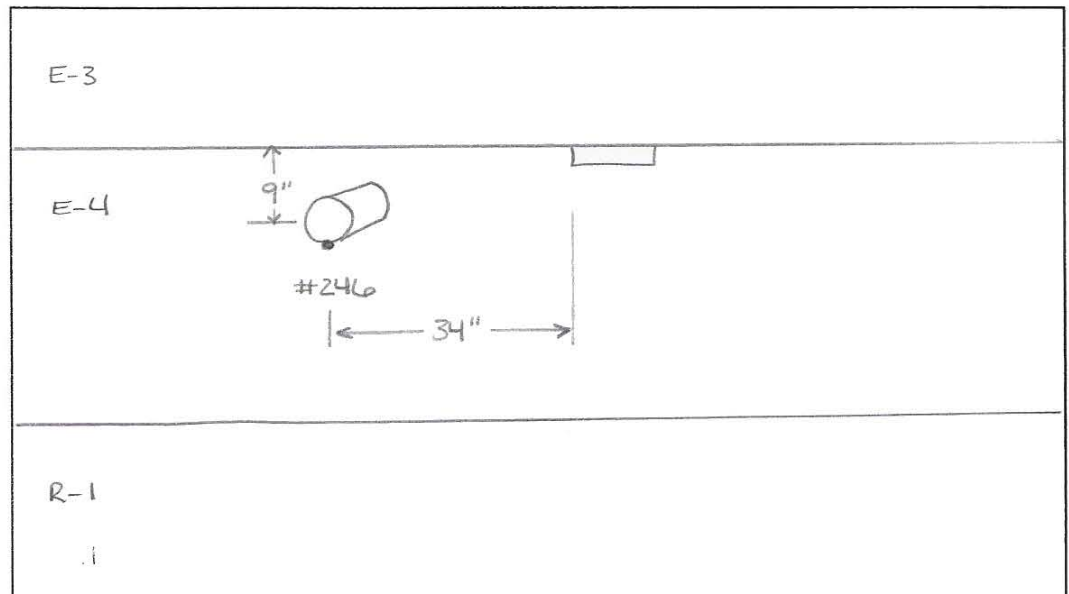


Tank Section: BARREL
 Quadrant: C

Vertical Drop #: 10
 Row #: E-4

Course:
 Plate #:

246 - UC - NOZZLE
 0.180" Remaining



Drawing is not to scale

Date 4/13/06

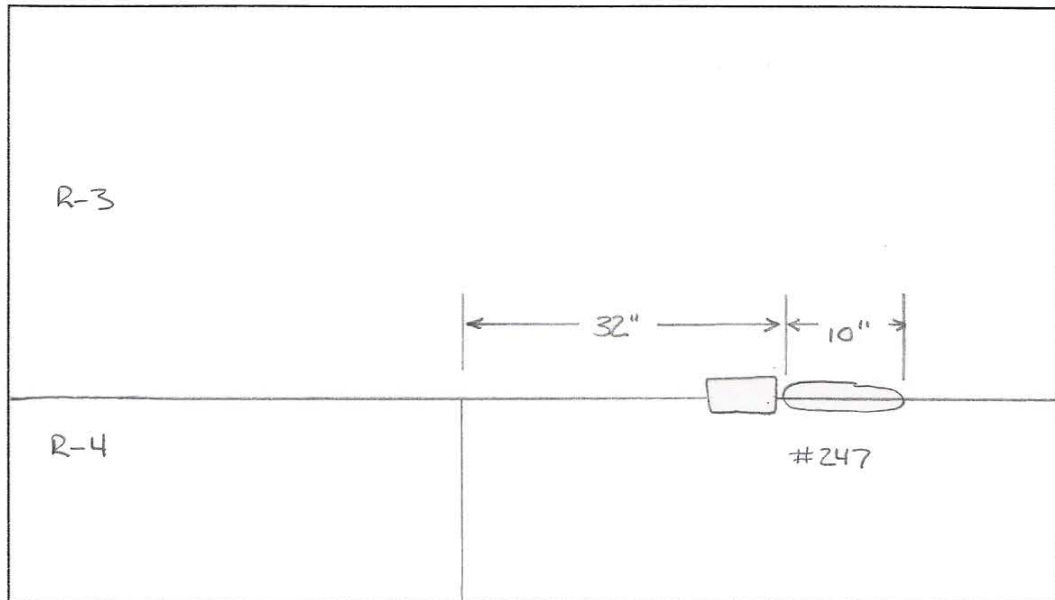
TANK # 6 - QUADRANT C
*Nominal Plate Thickness: 0.250"

Tank Section: BARREL
Quadrant: C

Vertical Drop #: 9
Row #: 3

Course:
Plate #:

247 - Pinhole Cluster
0.170" S.W.

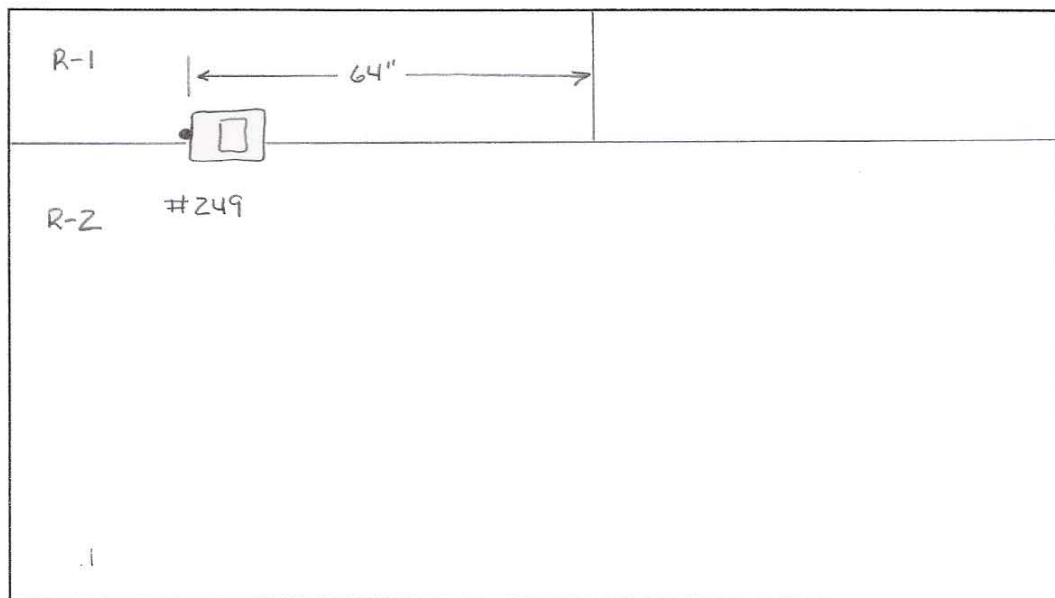


Tank Section: BARREL
Quadrant: C

Vertical Drop #: 10
Row #: 1

Course:
Plate #:

249 - Pinhole 1/32" DIA.
0.200" S.W.



Drawing is not to scale

Date 4/13/06

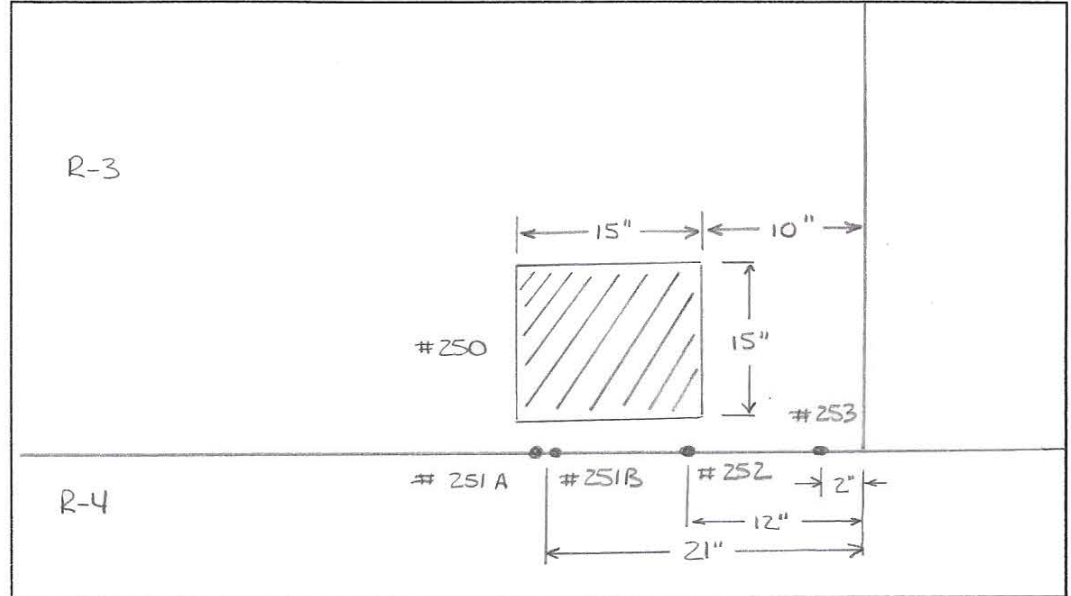
TANK # 6 - QUADRANT C
 *Nominal Plate Thickness: 0.250"

Tank Section: BARREL
 Quadrant: C

Vertical Drop #: 10
 Row #: 3

Course:
 Plate #:

- 250 - UC
 0.200 Remaining
- 251A - Pinhole 1/32" DIA.
 0.190" S.W.
- 251B - Pinhole 1/32" DIA.
 0.190" S.W.
- 252 - Pinhole 1/32" DIA.
 0.160" S.W.
- 253 - Pinhole 1/32" DIA.
 0.160" S.W.

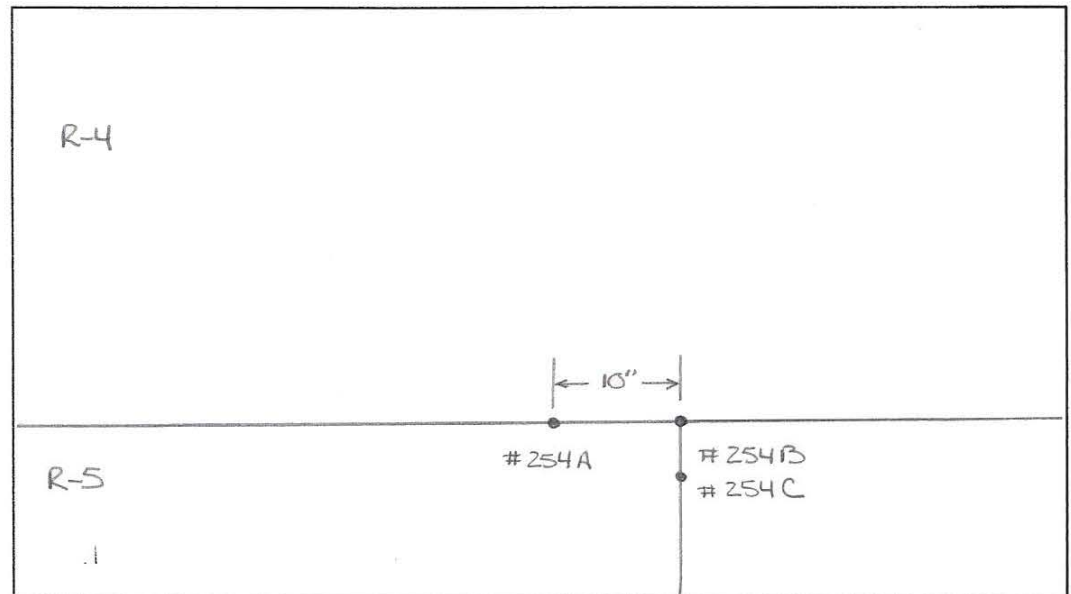


Tank Section: BARREL
 Quadrant: C

Vertical Drop #: 10
 Row #: 4/5

Course:
 Plate #:

- 254A - Pinhole 1/32" DIA.
 0.170" S.W.
- 254B - Pinhole 1/32" DIA.
 0.200" S.W.
- 254C - Pinhole 1/32" DIA.
 0.165" S.W.



Drawing is not to scale

Date 4/13/06

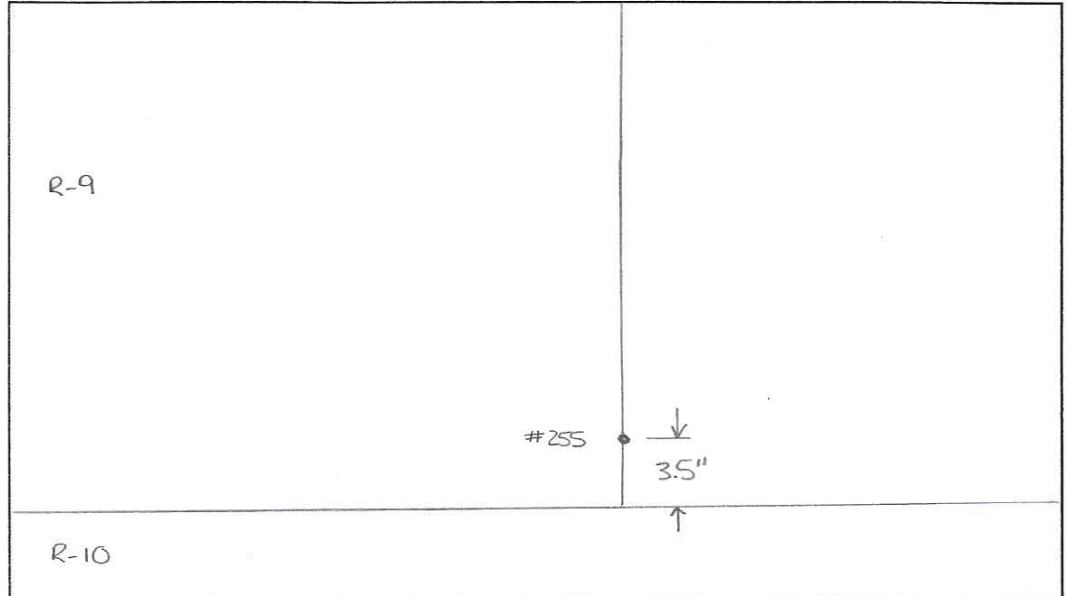
TANK # 6 - QUADRANT C
 *Nominal Plate Thickness: 0.250"

Tank Section: BARREL
 Quadrant: C

Vertical Drop #: 10
 Row #: 9

Course:
 Plate #:

255 - Pinhole 1/32" DIA
 0.175" S.W.



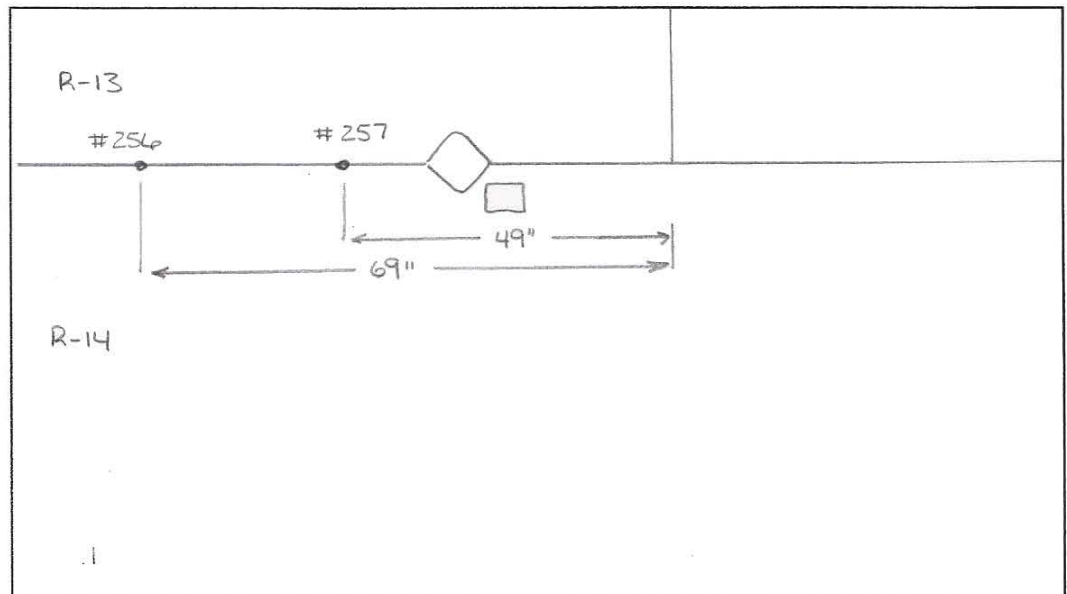
Tank Section: BARREL
 Quadrant: C

Vertical Drop #: 10
 Row #: 14

Course:
 Plate #:

256 - Pinhole 1/32" DIA.
 0.170" S.W.

257 - Pinhole 1/32" DIA
 0.170" S.W.



Drawing is not to scale

Date 4/24/06

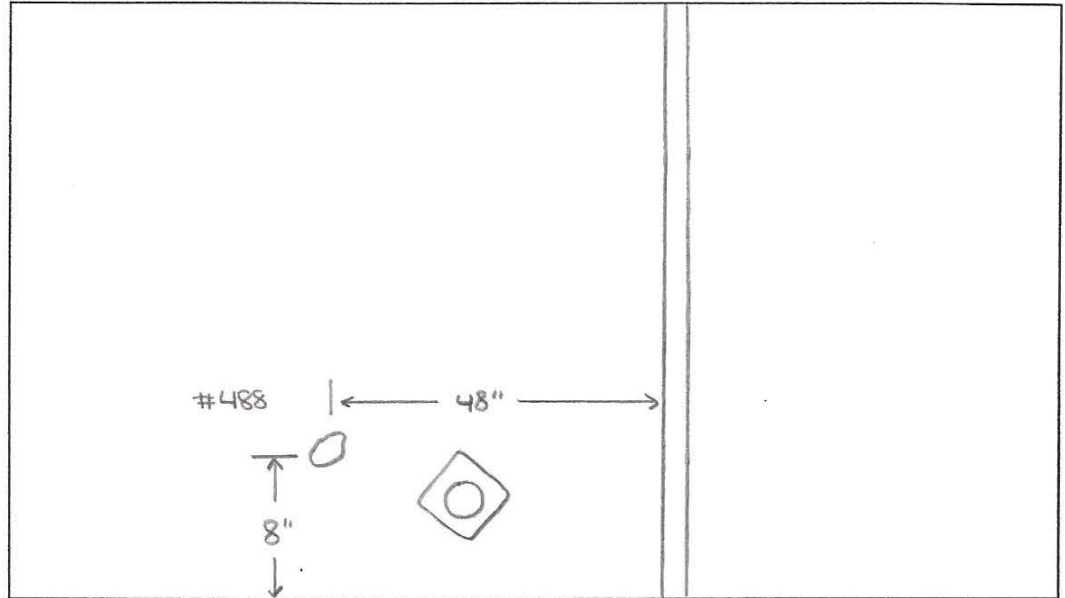
TANK # 6 - QUADRANT C
*Nominal Plate Thickness: 0.250"

Tank Section: EXTENSION
Quadrant: C

Vertical Drop #: S
Row #: E-1

Course:
Plate #:

488 - DENT

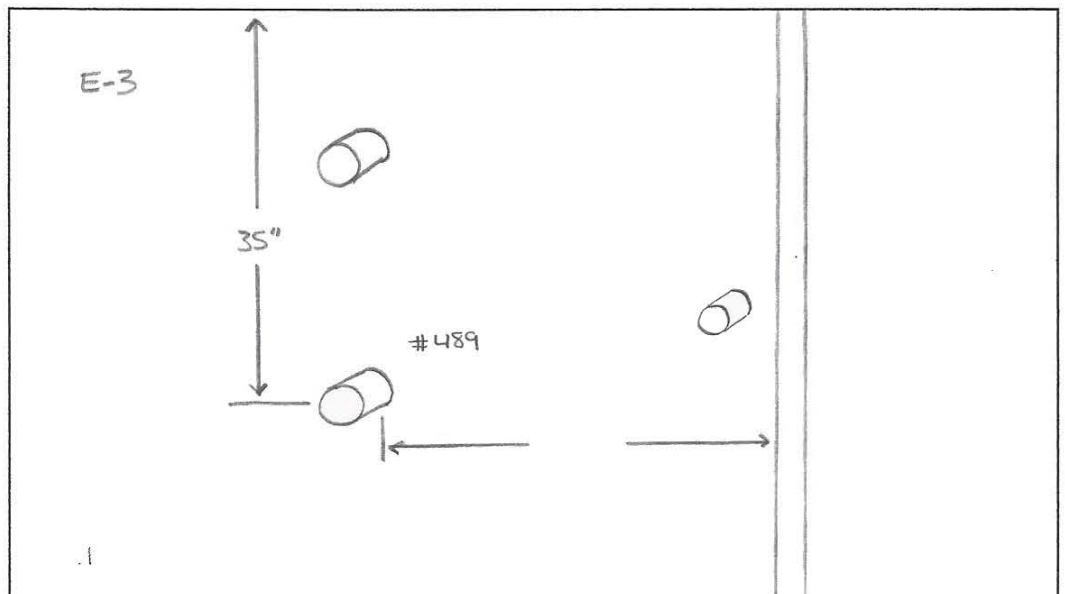


Tank Section: EXTENSION
Quadrant: C

Vertical Drop #: S
Row #: E-3

Course:
Plate #:

489 - UC NOZZLE
0.180" Remaining



Drawing is not to scale

Date 4/24/06

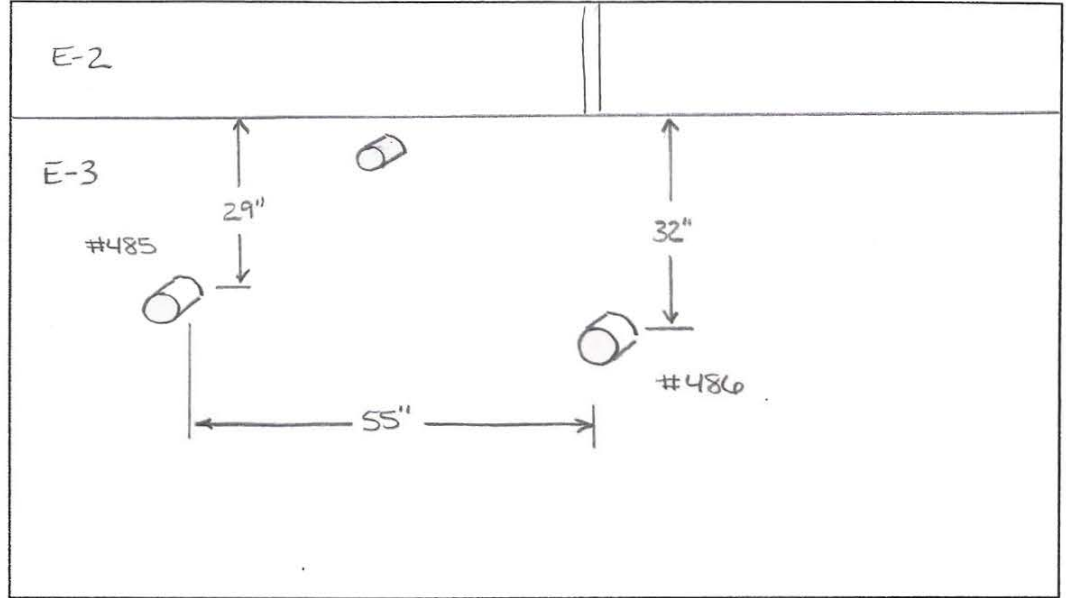
TANK # 6 - QUADRANT C
 *Nominal Plate Thickness: 0.250"

Tank Section: EXTENSION
Quadrant: C

Vertical Drop #: 4
Row #: E-3

Course:
Plate #:

- 485 - UC NOZZLE
 0.195" Remaining
- 486 - UC NOZZLE
 0.120" Remaining

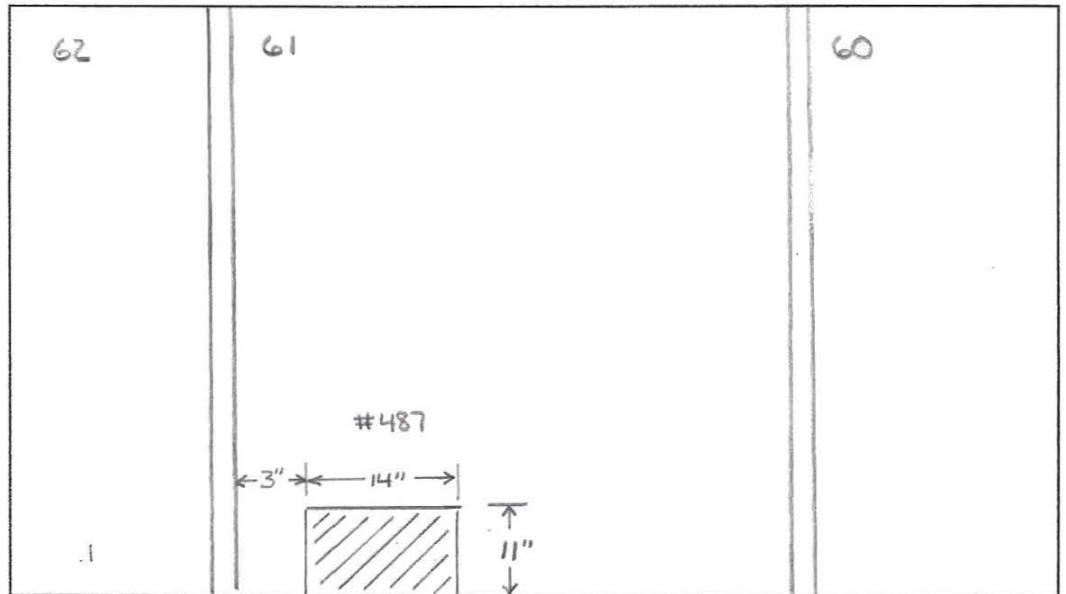


Tank Section: UPPER DOME
Quadrant: C

Vertical Drop #:
Row #:

Course: A
Plate #: 61

- 487 - UC
 0.190" Remaining



Drawing is not to scale

Date 4/24/06


TANK # 6 - QUADRANT C
 *Nominal Plate Thickness: 0.250"

Tank Section: UPPER DOME
 Quadrant: C

Vertical Drop #:
 Row #:

Course: A
 Plate #: 67

482-TS Pitting
 0.190" Remaining



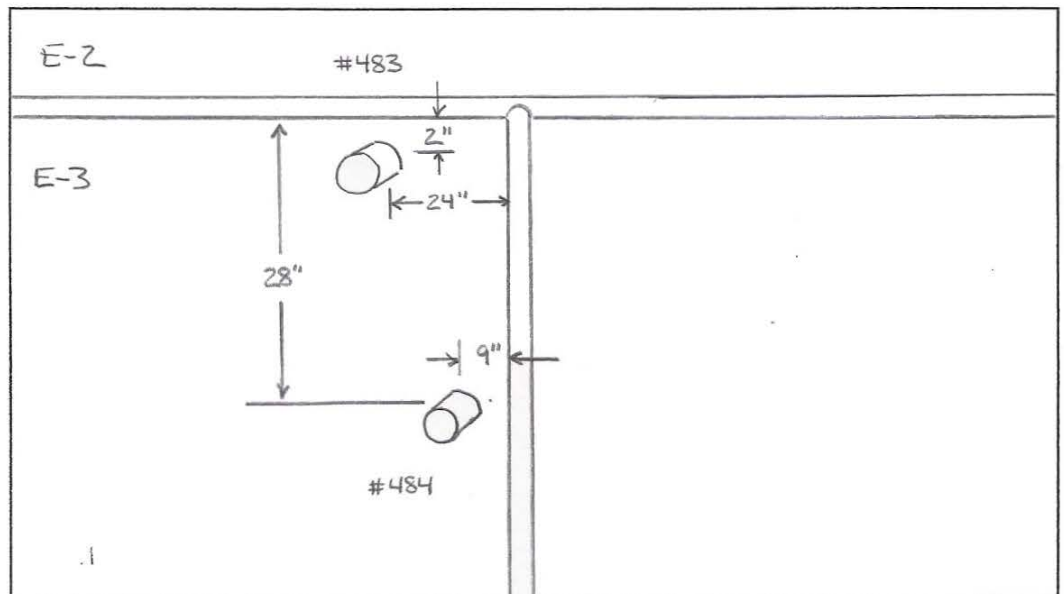
Tank Section: EXTENSION
 Quadrant: C

Vertical Drop #: 3
 Row #: E-3

Course:
 Plate #:

483-UC NOZZLE
 0.200" Remaining

484-UC NOZZLE
 0.200" Remaining



Drawing is not to scale

Date 4/21/06

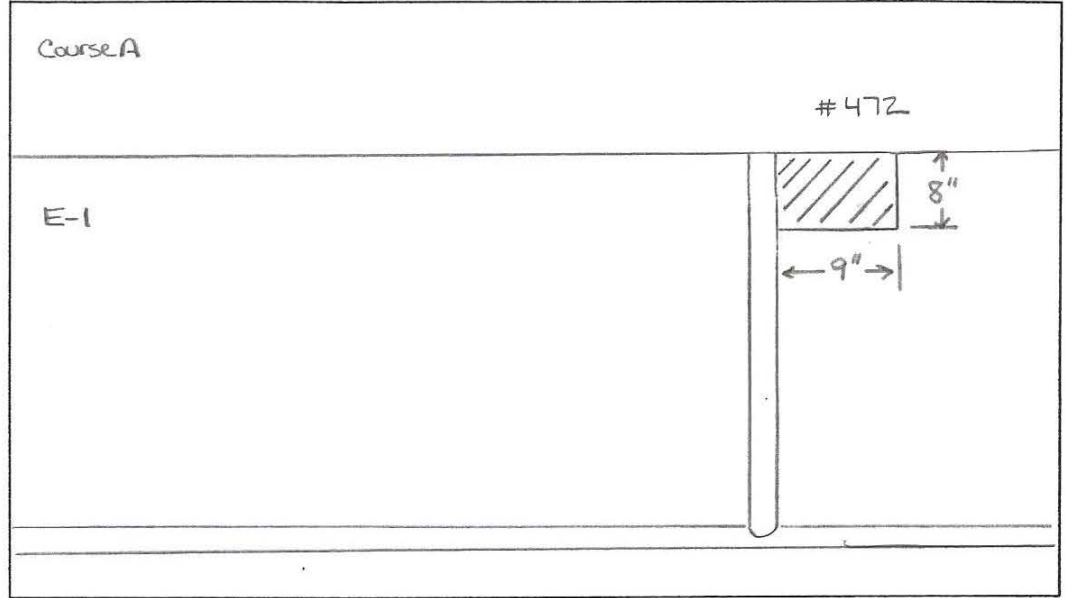
TANK # 6 - QUADRANT C
 *Nominal Plate Thickness: 0.250"

Tank Section: EXTENSION
 Quadrant: C

Vertical Drop #: 1
 Row #: E-1

Course:
 Plate #:

472-UC
 0.200" Remaining

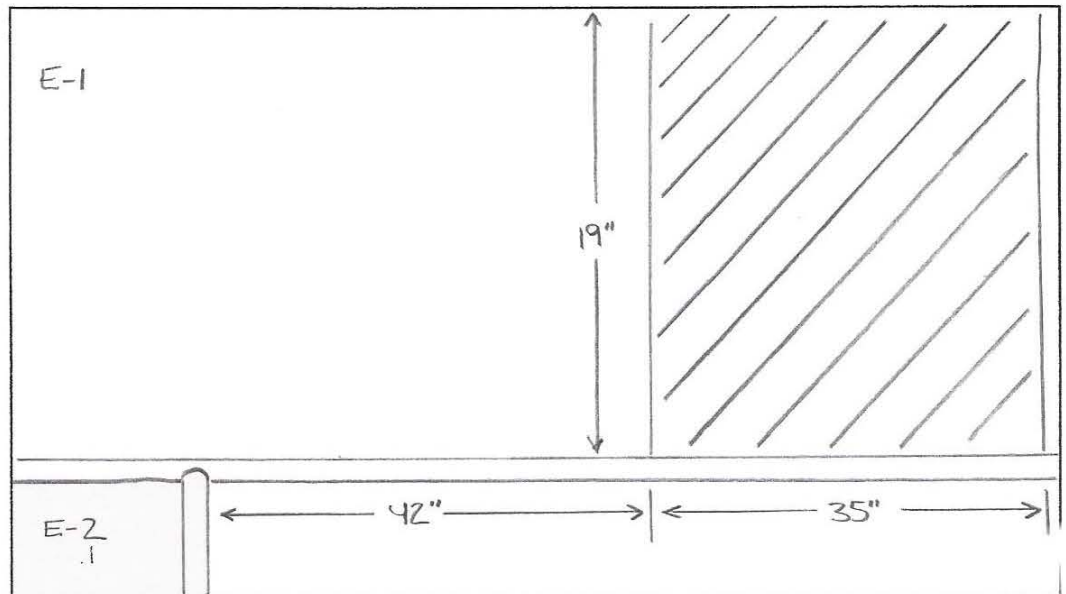


Tank Section: EXTENSION
 Quadrant: C

Vertical Drop #: 2
 Row #: E-1

Course:
 Plate #:

481-UC
 0.170" Remaining



Drawing is not to scale

Date 4/21/06

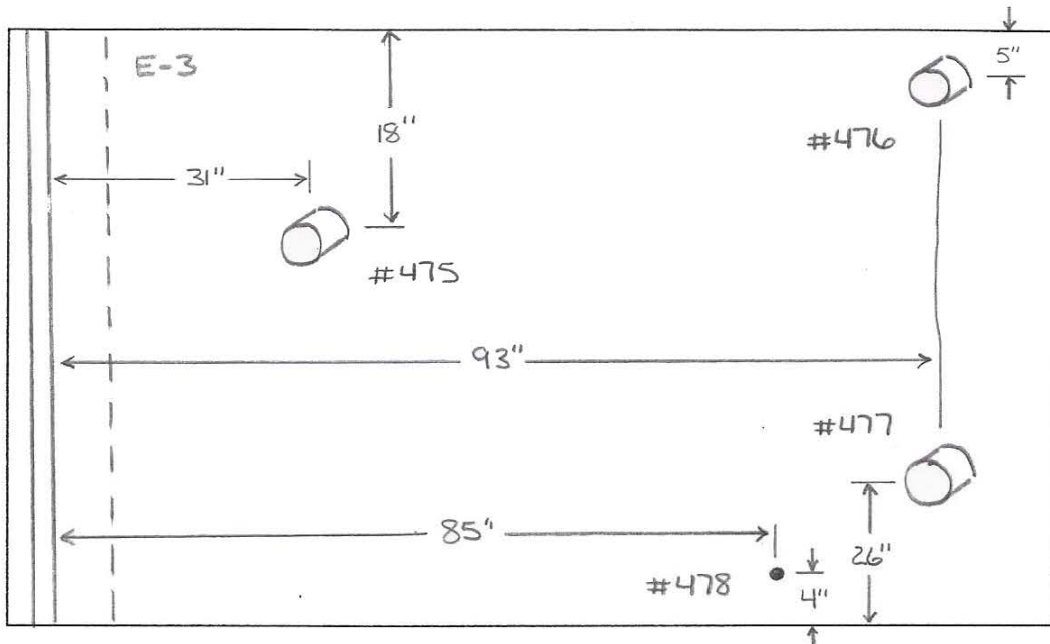
TANK # 6 - QUADRANT C
 *Nominal Plate Thickness: 0.250"

Tank Section: EXTENSION
 Quadrant: C

Vertical Drop #: 1
 Row #: E-3

Course:
 Plate #:

- 475 - UC NOZZLE
0.190" Remaining
- 476 - UC NOZZLE
0.190" Remaining
- 477 - UC NOZZLE
0.180" Remaining
- 478 - TS Pitting
0.150" Remaining

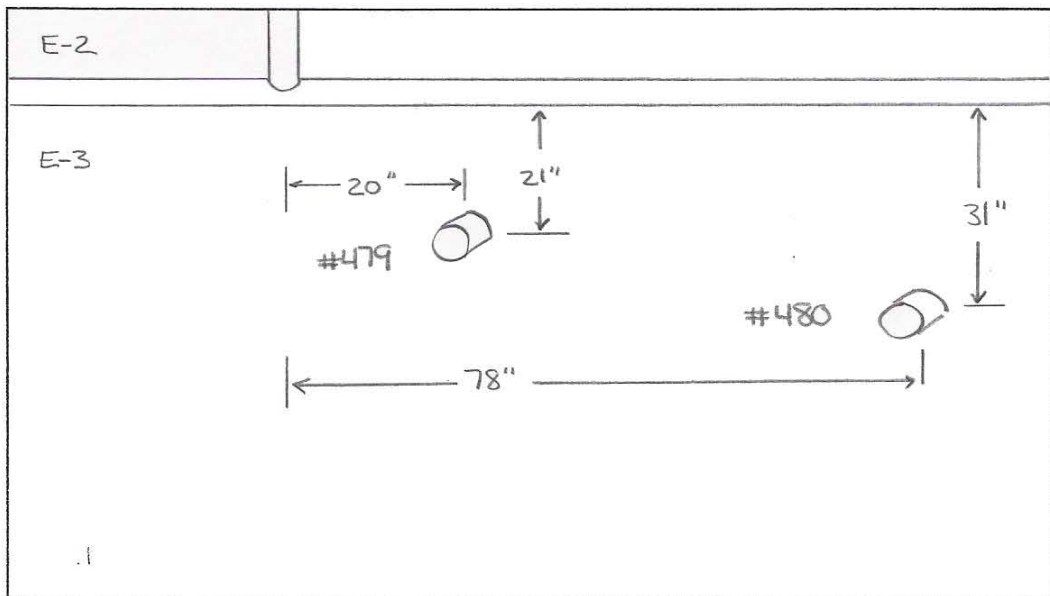


Tank Section: EXTENSION
 Quadrant: C

Vertical Drop #: 2
 Row #: E-3

Course:
 Plate #:

- 479 - UC NOZZLE
0.200" Remaining
- 480 - UC NOZZLE
0.185" Remaining



Drawing is not to scale

Date 4/21/06

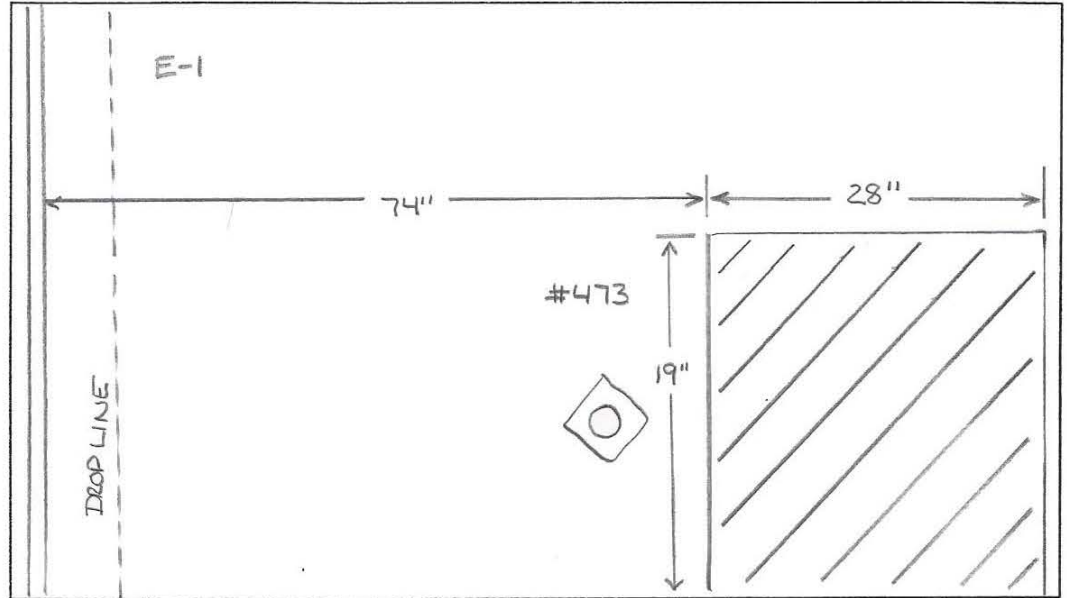
TANK # 6 - QUADRANT C
 *Nominal Plate Thickness: 0.250"

Tank Section: EXTENSION
 Quadrant: C

Vertical Drop #: 1
 Row #: E-1

Course:
 Plate #:

473-UC
 0.190" Remaining

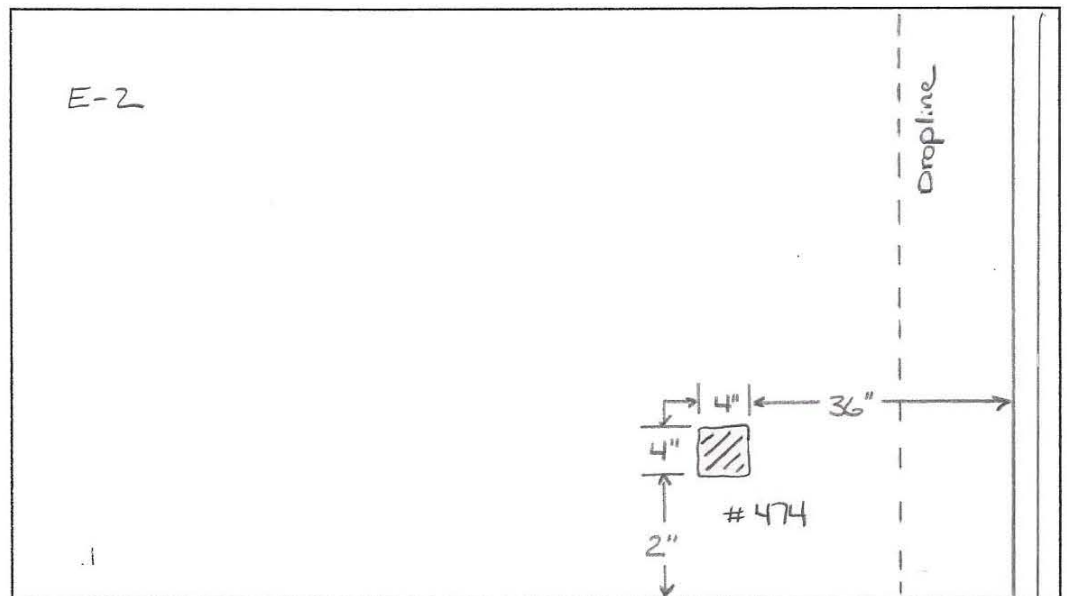


Tank Section: EXTENSION
 Quadrant: C

Vertical Drop #: 1
 Row #: E-2

Course:
 Plate #:

474-TS Pitting
 0.190" Remaining



Drawing is not to scale

Date 4/13/06

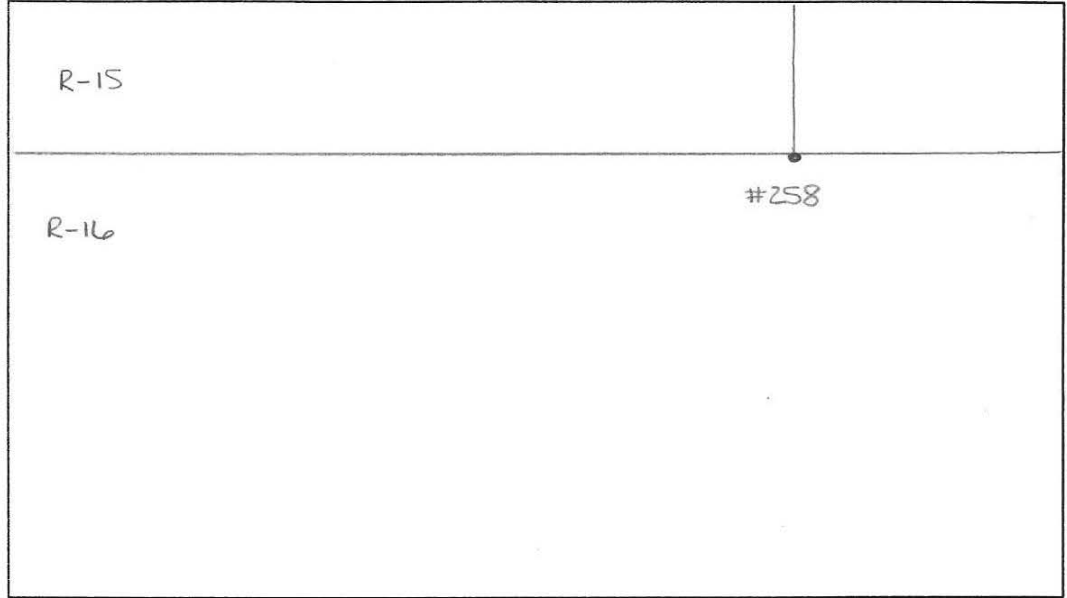
TANK # 6 - QUADRANT C
**Nominal Plate Thickness: 0.250"*

Tank Section: BARREL
Quadrant: C

Vertical Drop #: 10
Row #: 16

Course:
Plate #:


258 - Pinhole 1/32" DIA
0.180" S.W.



Tank Section:
Quadrant:

Vertical Drop #:
Row #:

Course:
Plate #:



Drawing is not to scale

Date 4/24/06

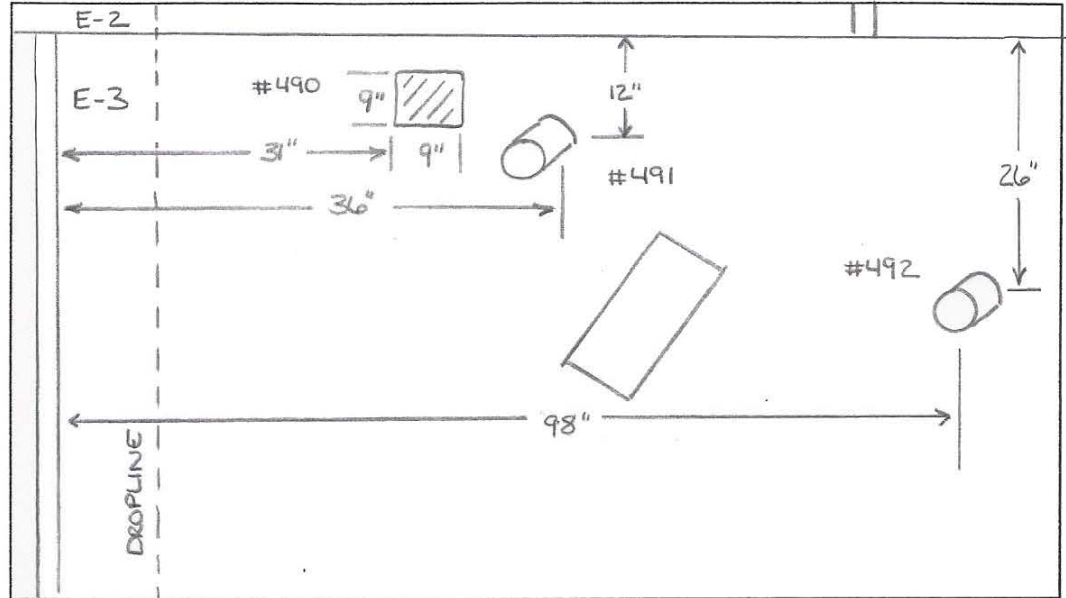
TANK # 6 - QUADRANT C
***Nominal Plate Thickness: 0.250"**

Tank Section: EXTENSION
Quadrant: C

Vertical Drop #: 6
Row #: E-3

Course:
Plate #:

- 490 - DENT
- 491 - UC NOZZLE
0.114" Remaining
- 492 - UC NOZZLE
0.190" Remaining

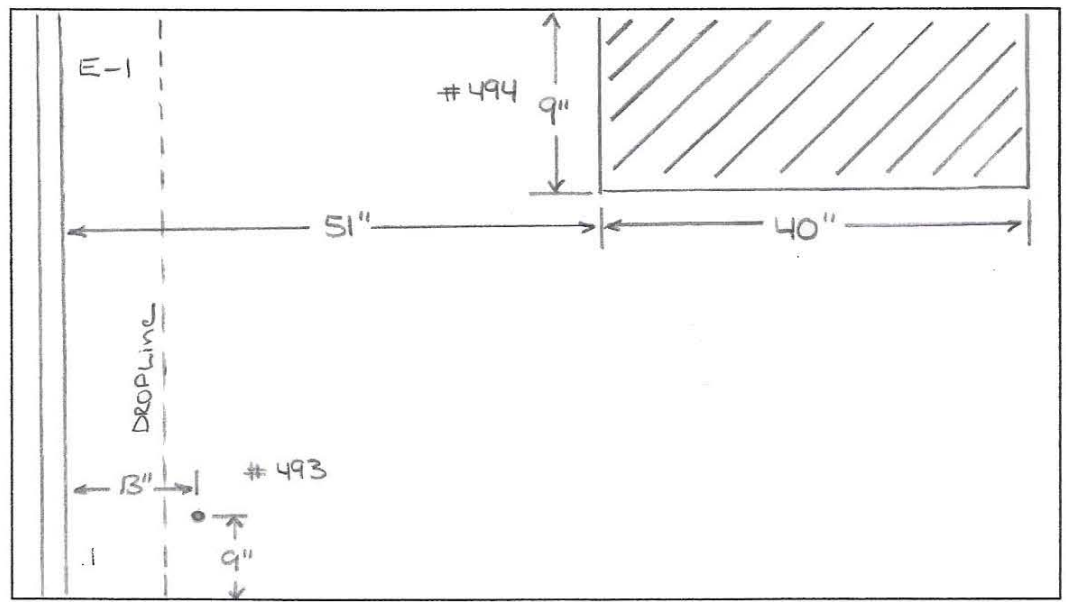


Tank Section: EXTENSION
Quadrant: C

Vertical Drop #: 6
Row #: E-1

Course:
Plate #:

- 493 - Pinhole 1/32" DIA
0.200" S.W.
- 494 - UC
0.180" Remaining



Drawing is not to scale

Date 4/24/06

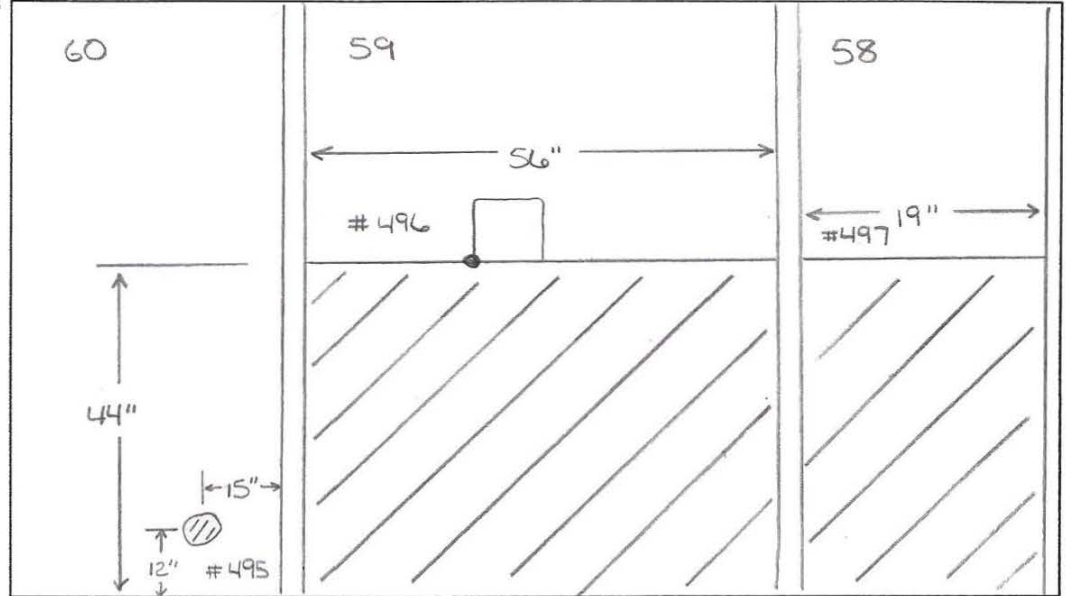
TANK # 6 - QUADRANT C
 *Nominal Plate Thickness: 0.250"

Tank Section: UPPER DOME
 Quadrant: C

Vertical Drop #:
 Row #:

Course: A
 Plate #: 60, 59, 58

- 495 - DENT
- 496 - UC
0.180" Remaining
- 497 - UC
0.170" Remaining

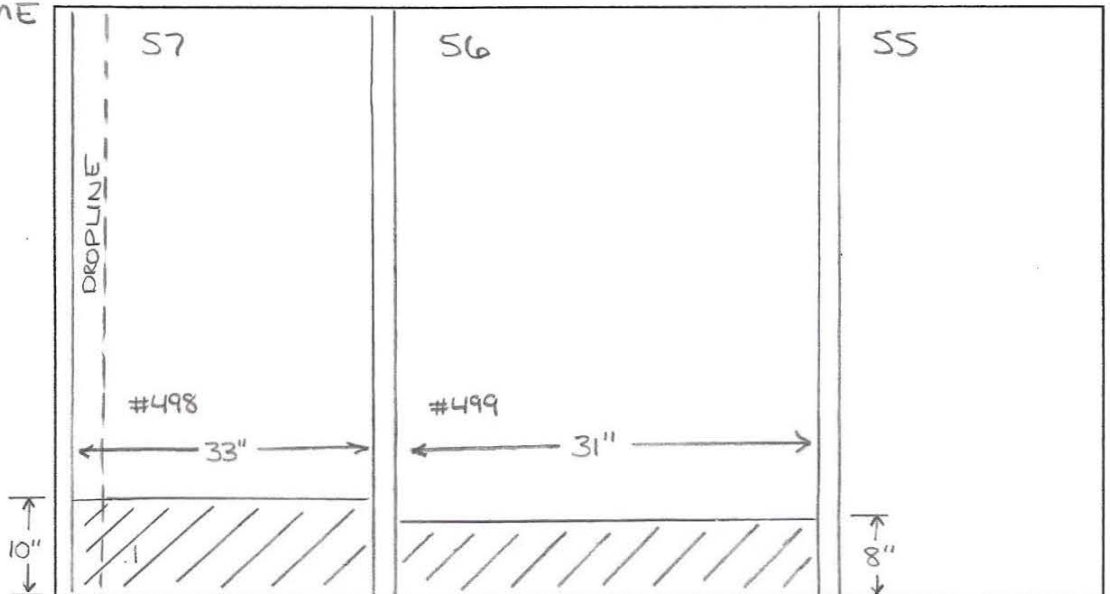


Tank Section: UPPER DOME
 Quadrant: C

Vertical Drop #:
 Row #:

Course: A
 Plate #: 57, 56

- 498 - UC
0.200" Remaining
- 499 - UC
0.195" Remaining



Drawing is not to scale

Date 4/24/06


TANK # 6 - QUADRANT C
 *Nominal Plate Thickness: 0.250"

Tank Section: EXTENSION
 Quadrant: C

Vertical Drop #: 7
 Row #: E-1

Course:
 Plate #:

500 - TS GOUGE
 0.190" Remaining



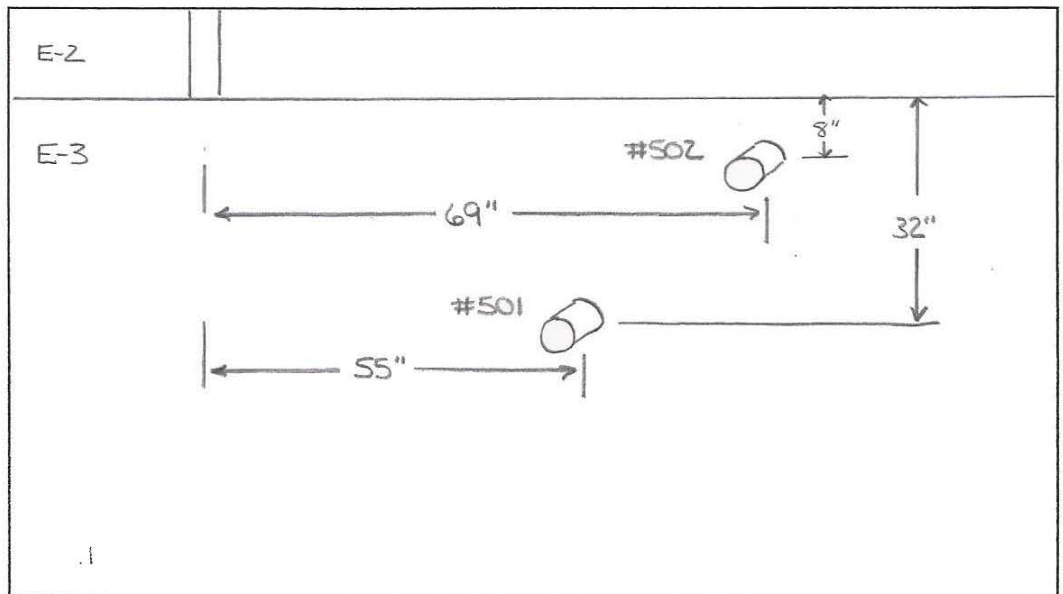
Tank Section: EXTENSION
 Quadrant: C

Vertical Drop #: 7
 Row #: E-3

Course:
 Plate #:

501 - UC NOZZLE
 0.190" Remaining

502 - UC NOZZLE
 0.180" Remaining



Drawing is not to scale

Date 4/24/06

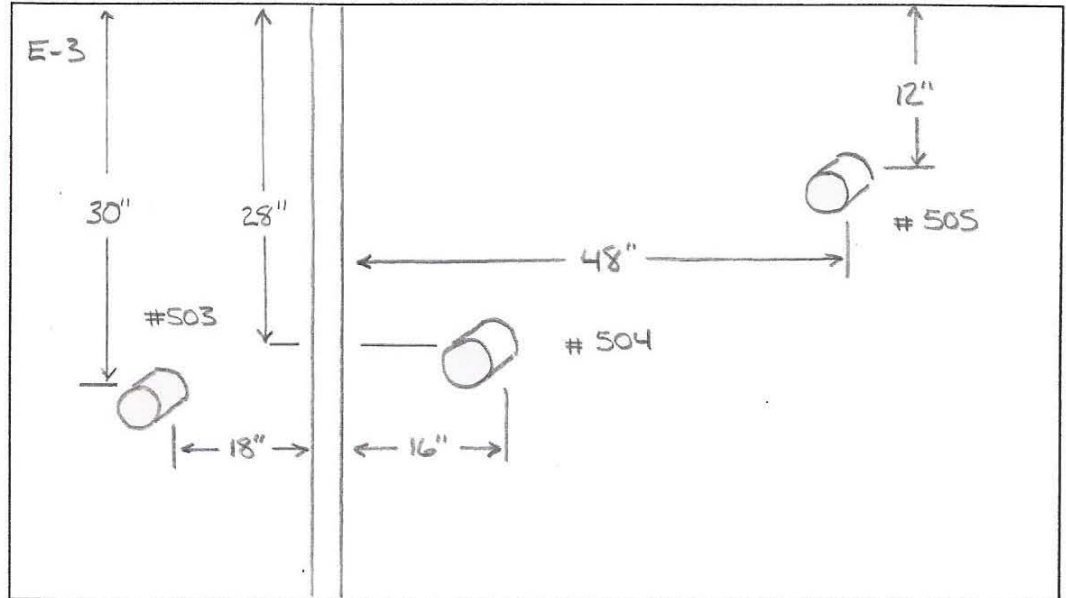
TANK # 6 - QUADRANT C
 *Nominal Plate Thickness: 0.250"

Tank Section: EXTENSION
 Quadrant: C

Vertical Drop #: 8
 Row #: E-3

Course:
 Plate #:

- 503 - UC NOZZLE
 0.160" Remaining
- 504 - UC NOZZLE
 0.170" Remaining
- 505 - UC NOZZLE
 0.200" Remaining

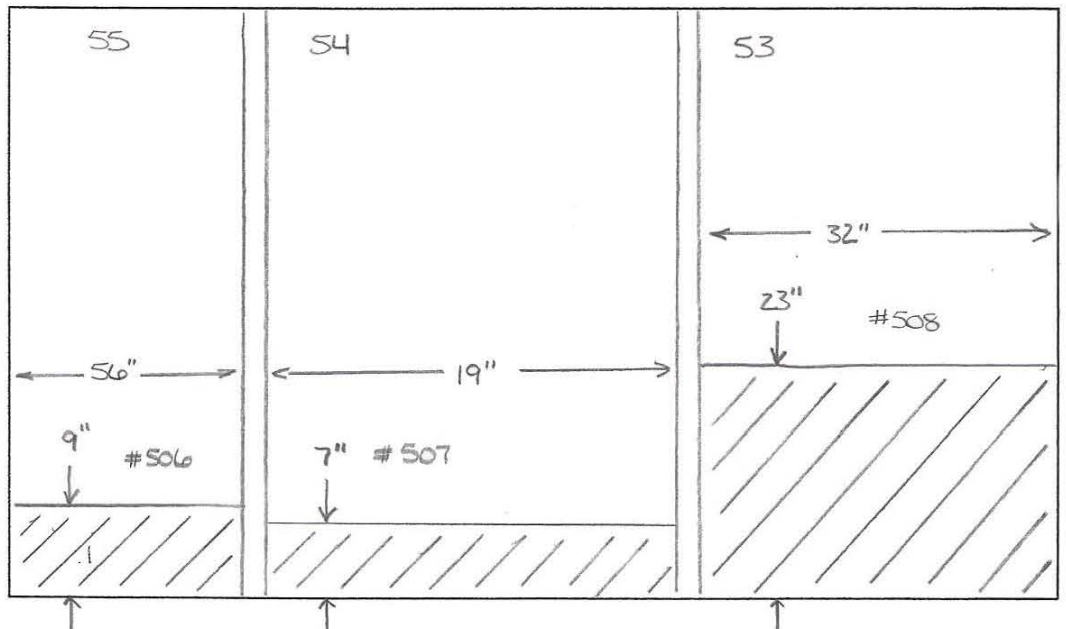


Tank Section: UPPERDOME
 Quadrant: C

Vertical Drop #:
 Row #:

Course: A
 Plate #: 55, 54, 53

- 506 - UC
 0.185" Remaining
- 507 - UC
 0.170" Remaining
- 508 - UC
 0.180" Remaining



Drawing is not to scale

Date 4/24/06

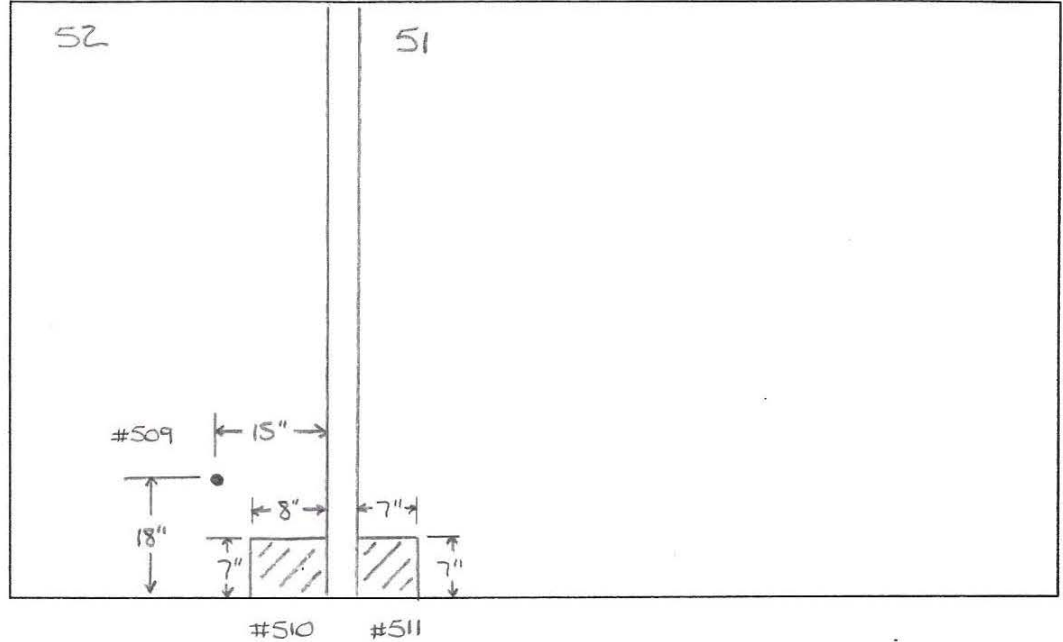
TANK # 6 - QUADRANT C
 *Nominal Plate Thickness: 0.250"

Tank Section: UPPERDOME
Quadrant: C

Vertical Drop #:
Row #:

Course: A
Plate #: 52, 51


- 509 - TS Pitting
 0.200" Remaining
- 510 - UC
 0.200" Remaining
- 511 - UC
 0.200" Remaining



Tank Section:
Quadrant:

Vertical Drop #:
Row #:

Course:
Plate #:



Drawing is not to scale

Date 4/25/06

TANK # 6 - QUADRANT C
 *Nominal Plate Thickness: 0.250"

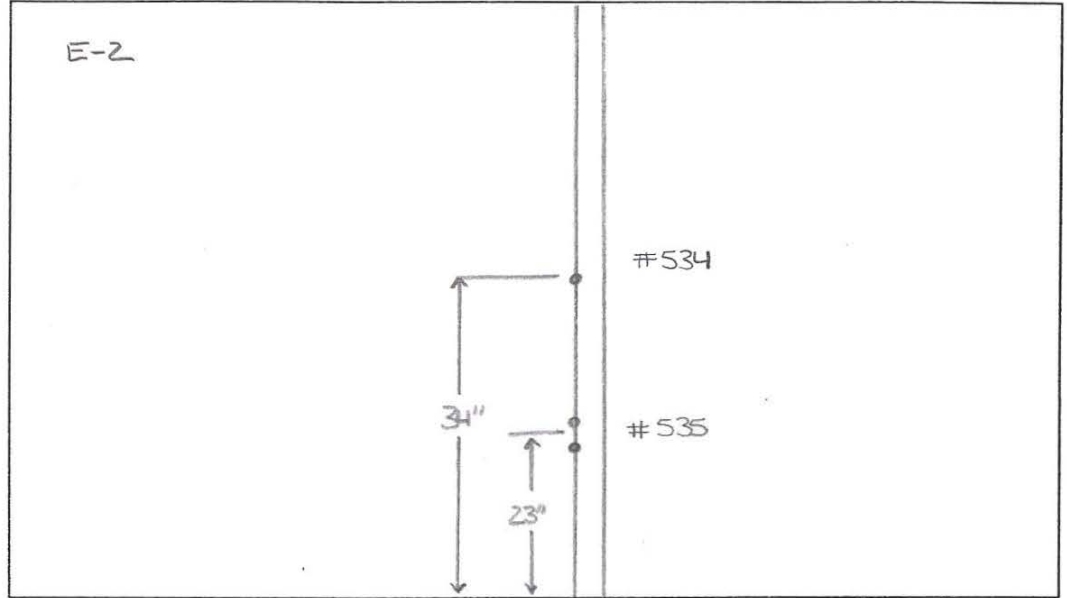
Tank Section: EXTENSION
 Quadrant: C

Vertical Drop #: 9
 Row #: E-2

Course:
 Plate #:

534 - Pinhole 1/32" DIA
 NO S.W.

535 - Pinhole Cluster
 NO S.W.



Tank Section: EXTENSION
 Quadrant: C

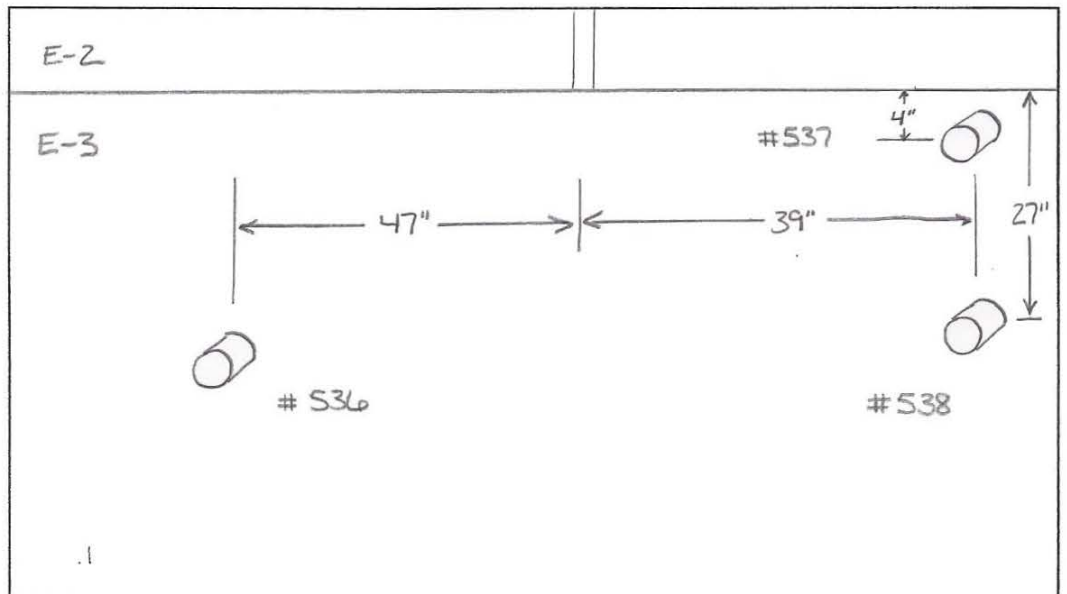
Vertical Drop #: 9
 Row #: E-3

Course:
 Plate #:

536 - UC NOZZLE
 0.195" Remaining

537 - UC NOZZLE
 0.200" Remaining

538 - UC NOZZLE
 0.165" Remaining



Drawing is not to scale

Date 4/25/06

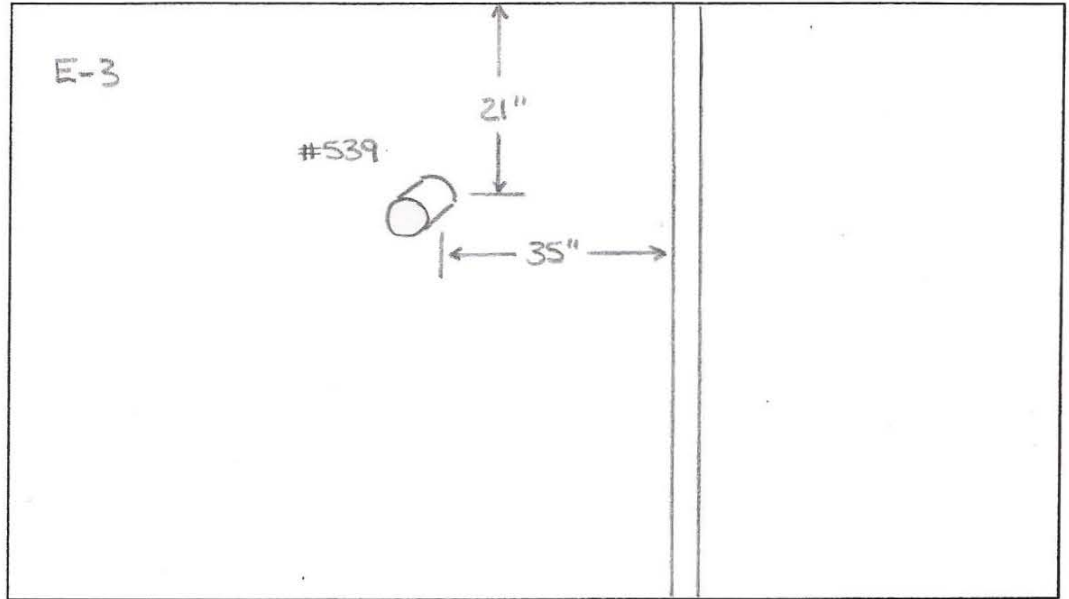
TANK # 6 - QUADRANT C
 *Nominal Plate Thickness: 0.250"

Tank Section: EXTENSION
 Quadrant: C

Vertical Drop #: 10
 Row #: E-3

Course:
 Plate #:

539-UC NOZZLE
 0.190" Remaining



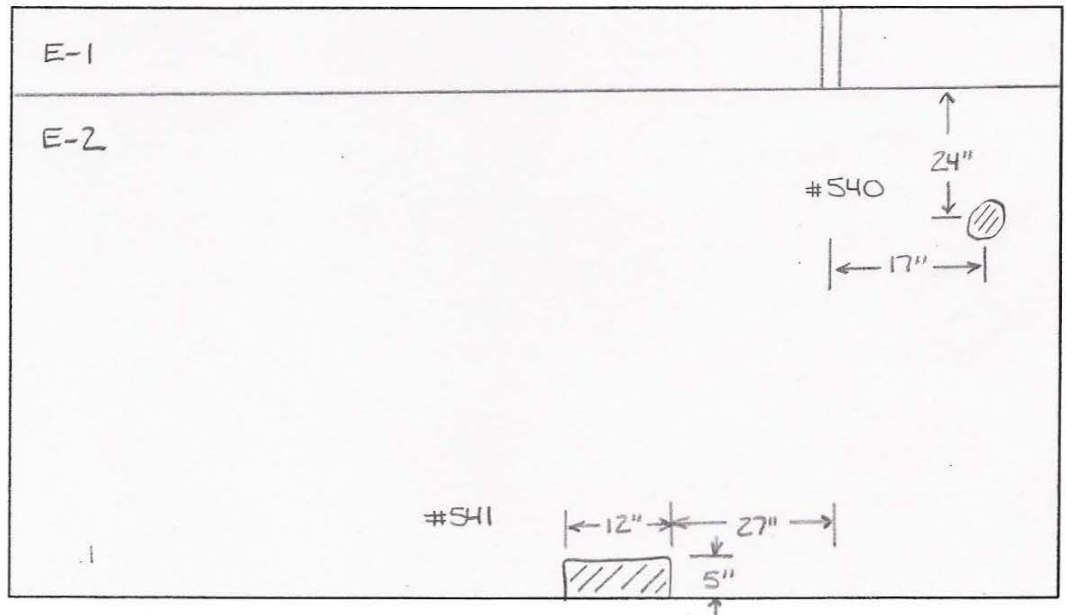
Tank Section: EXTENSION
 Quadrant: C

Vertical Drop #: 10
 Row #: E-2

Course:
 Plate #:

540-DENT

541-DENT



Drawing is not to scale

Date 4/25/06

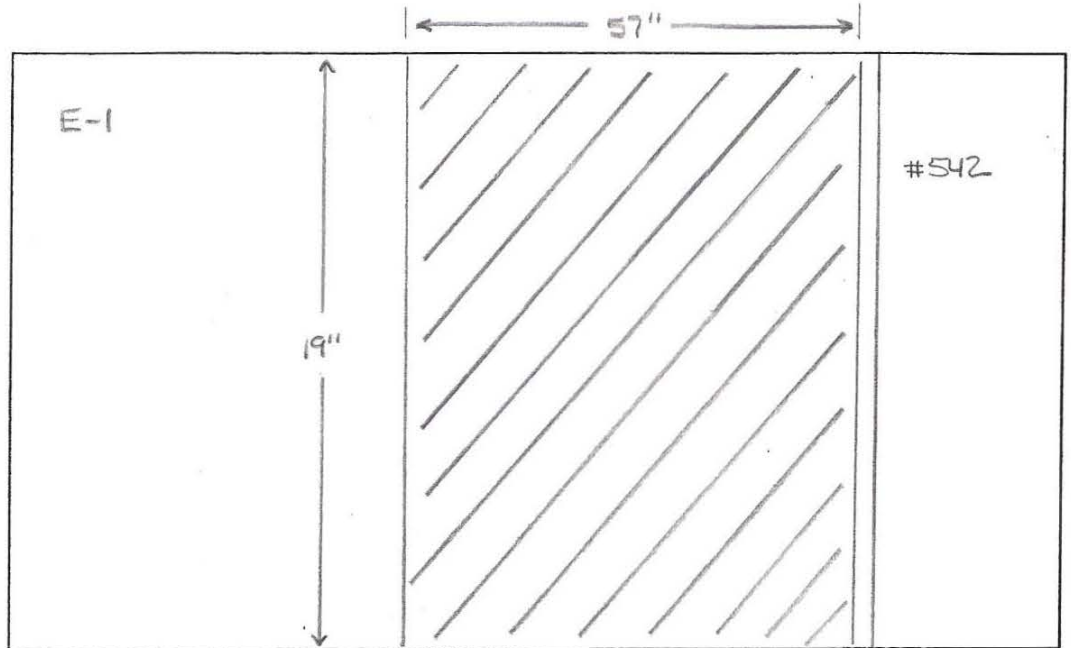
TANK # 6 - QUADRANT C
 *Nominal Plate Thickness: 0.250"

Tank Section: EXTENSION
 Quadrant: C

Vertical Drop #: 10
 Row #: E-1

Course:
 Plate #:

542- UC
 0.180" Remaining



Tank Section: UPPER DOME
 Quadrant: C

Vertical Drop #:
 Row #:

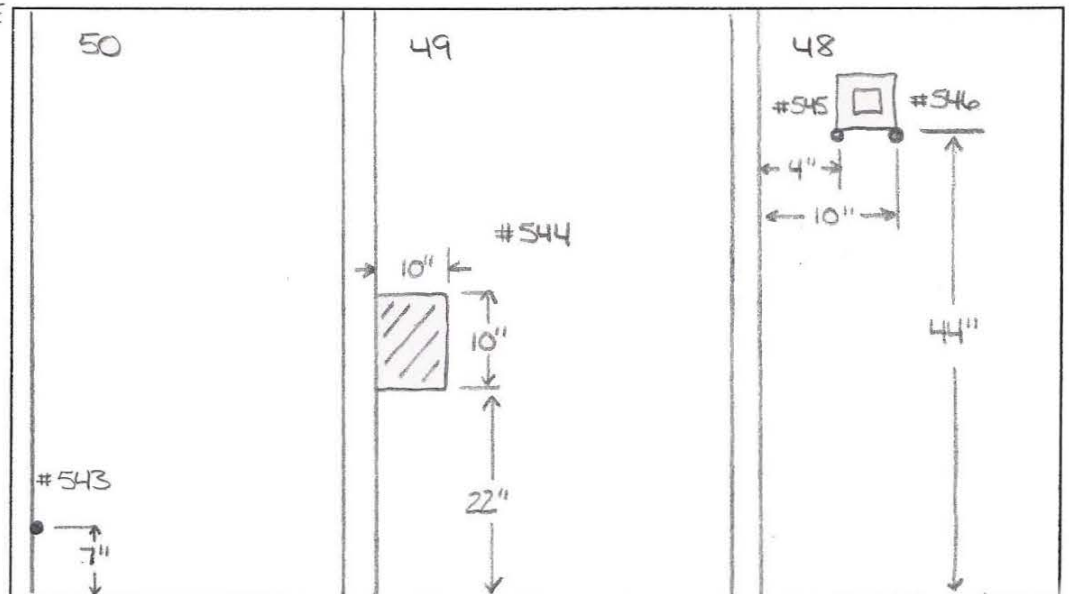
Course: A
 Plate #: 50, 49, 48

543- Pinhole 1/32" DIA.
 NO S.W.

544- UC
 0.178" Remaining

545- Pinhole 1/32" DIA.
 NO S.W.

546- Pinhole 1/32" DIA.
 NO S.W.



Drawing is not to scale

Date 4/26

TANK # 6 - QUADRANT C
*Nominal Plate Thickness: 0.250"

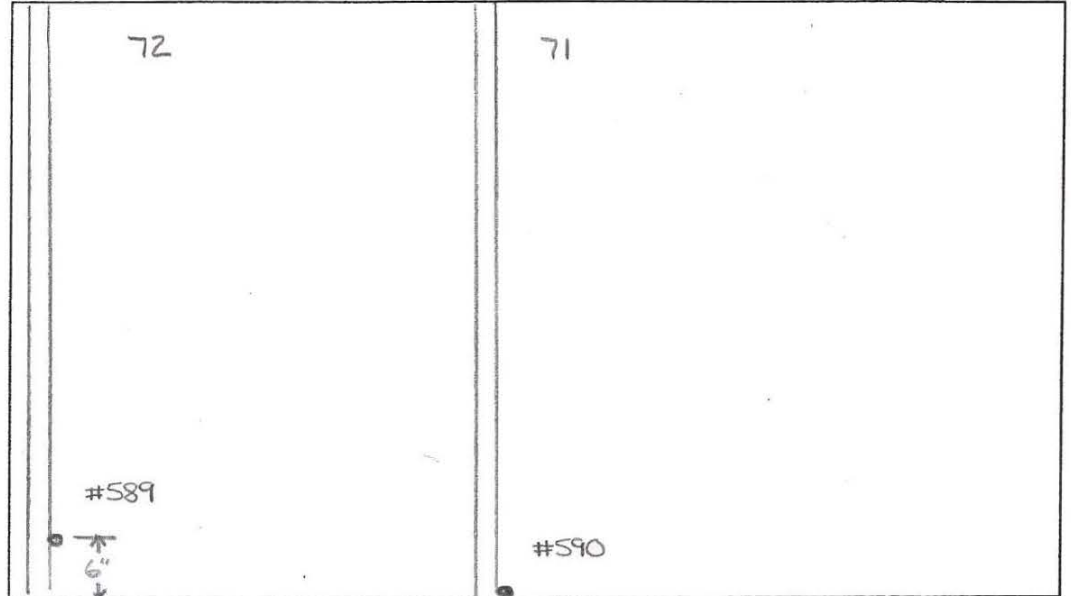
Tank Section: UPPER DOME
Quadrant: C

Vertical Drop #:
Row #:

Course: B
Plate #: 72, 71

589 - Pinhole 1/32" DIA
NO S.W.

590 - Pinhole 1/32" DIA
NO S.W.



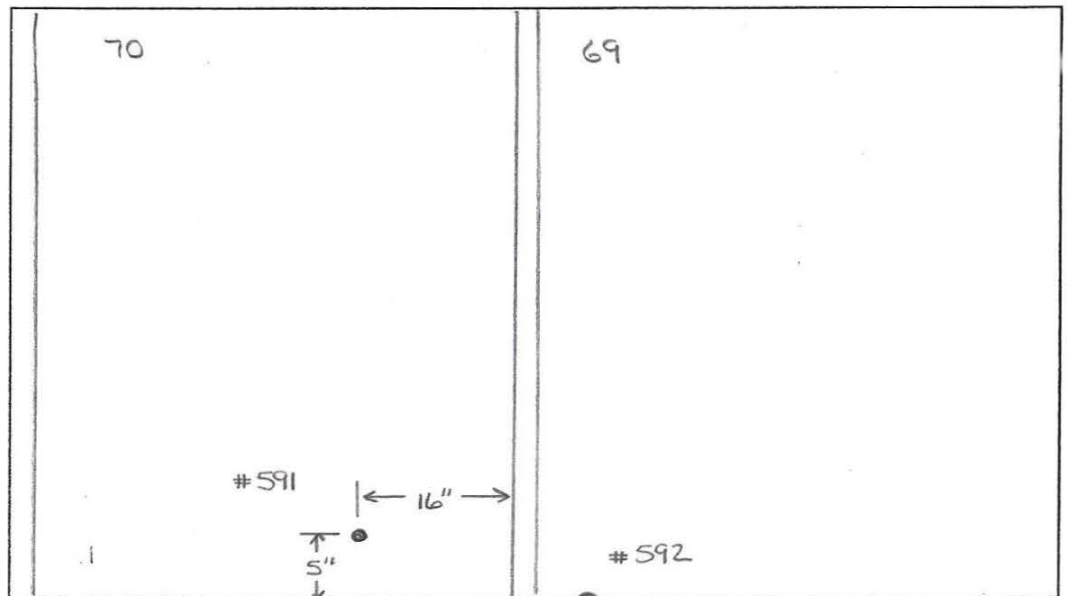
Tank Section: UPPER DOME
Quadrant: C

Vertical Drop #:
Row #:

Course: B
Plate #: 70, 69

591 - TS Pitting
0.170" Remaining

592 - Pinhole 1/32" DIA.
NO S.W.



Drawing is not to scale

Date 4/26/06

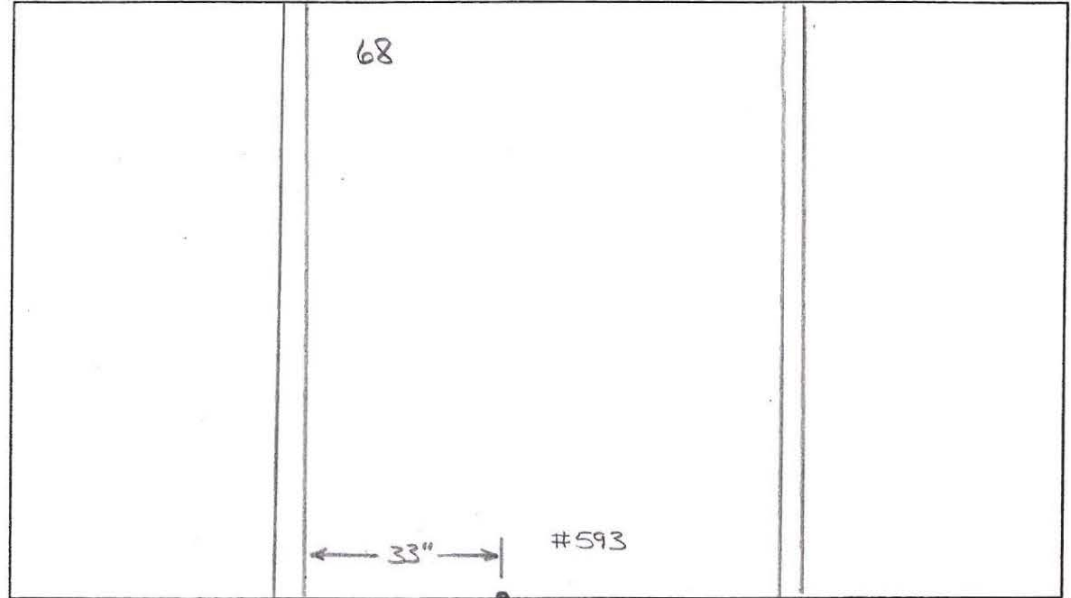
TANK # 6 - QUADRANT C
 *Nominal Plate Thickness: 0.250"

Tank Section: UPPER DOME
 Quadrant: C

Vertical Drop #:
 Row #:

Course: B
 Plate #: 68

593 - Pinhole 1/32" DIA.
 NO S.W.

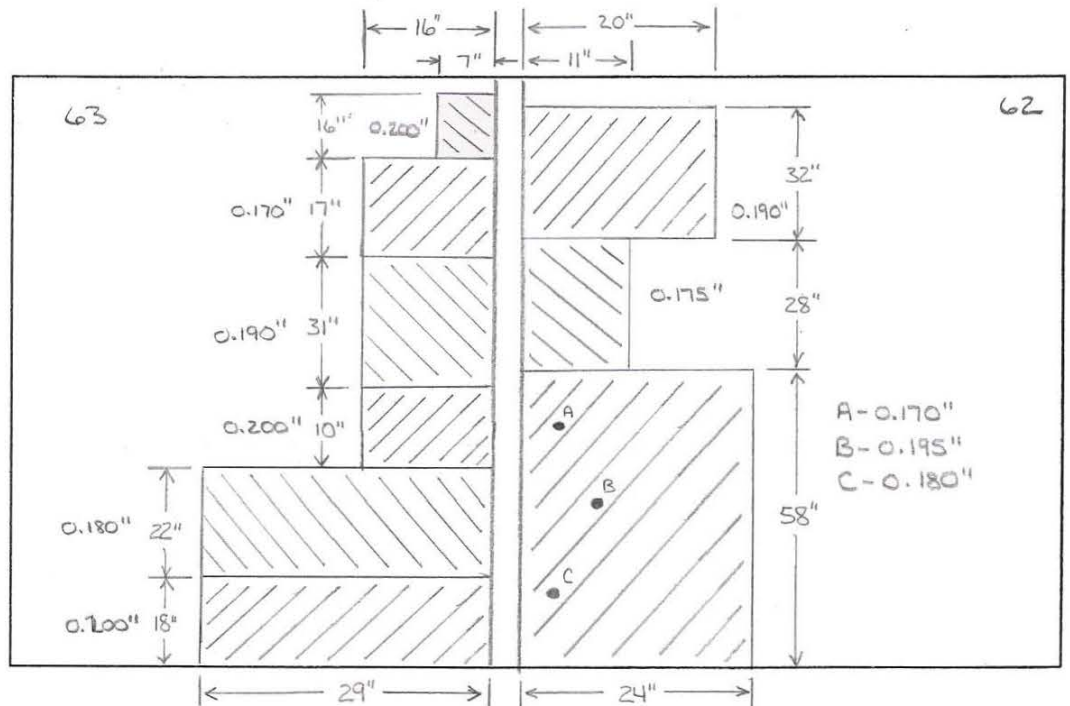


Tank Section: UPPER DOME
 Quadrant: C

Vertical Drop #:
 Row #:

Course: B
 Plate #: 63, 62

- 594 - UC
0.170" Remaining
- 595 - UC
0.190" Remaining
- 596 - UC
0.180" Remaining
- 597 - UC
0.190" Remaining
- 598 - UC
0.175" Remaining
- 599 - UC
0.170" Remaining
- 600 - TS Pitting
0.180" Remaining



Drawing is not to scale

Date 4/26/06

TANK # 6 - QUADRANT C

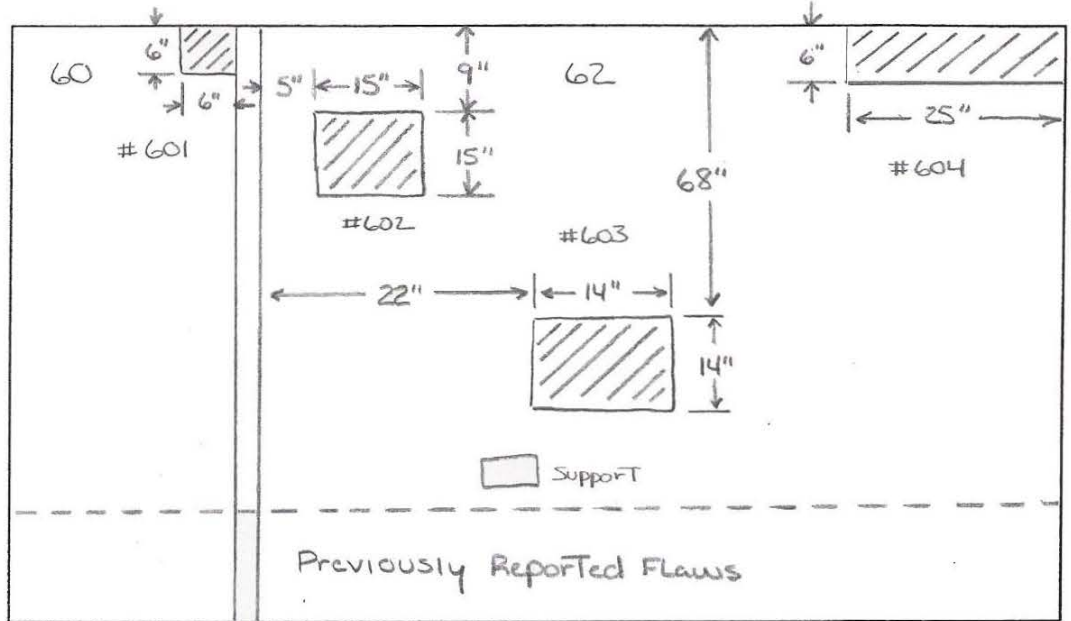
***Nominal Plate Thickness: 0.250"**

Tank Section: UPPER DOME
Quadrant: C

Vertical Drop #:
Row #:

Course: A
Plate #: 60, 59

- 601 - UC
0.195" Remaining
- 602 - UC
0.180" Remaining
- 603 - UC
0.180" Remaining
- 604 - UC
0.200" Remaining

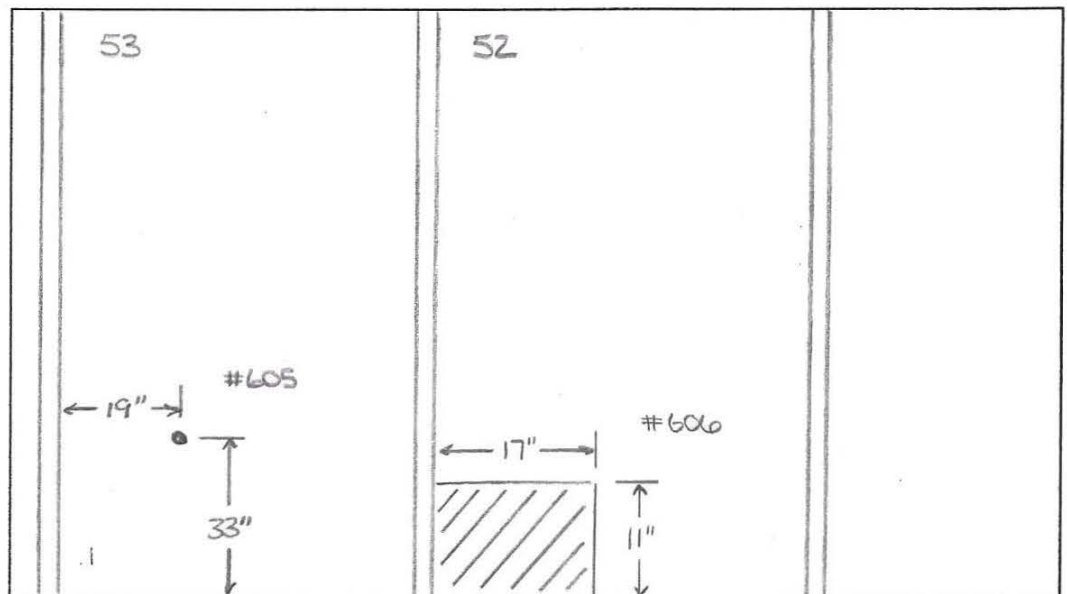


Tank Section: UPPER DOME
Quadrant: D

Vertical Drop #:
Row #:

Course: B
Plate #: 53, 52

- 605 - Pinhole 1/32" DIA.
0.220" S.W.
- 606 - UC
0.190" Remaining



Drawing is not to scale

Date 4/27/06


TANK # 6 - QUADRANT C
***Nominal Plate Thickness: 0.250"**

Tank Section: UPPER DOME
Quadrant: C

Vertical Drop #:
Row #:

Course: A
Plate #: 62

636-UC NOZZLE
0.200" Remaining




Tank Section: UPPER DOME
Quadrant: C

Vertical Drop #:
Row #:

Course: A
Plate #: 67

637-UC NOZZLE
0.185" Remaining



Drawing is not to scale

Date 4/27/06


TANK # 6 - QUADRANT C
**Nominal Plate Thickness: 0.250"*

Tank Section: UPPER DOME
Quadrant: C

Vertical Drop #:
Row #:

Course: A
Plate #: 72


640 - UC NOZZLE
0.180" Remaining



Tank Section:
Quadrant:

Vertical Drop #:
Row #:

Course:
Plate #:



Drawing is not to scale

Date 3/30/06

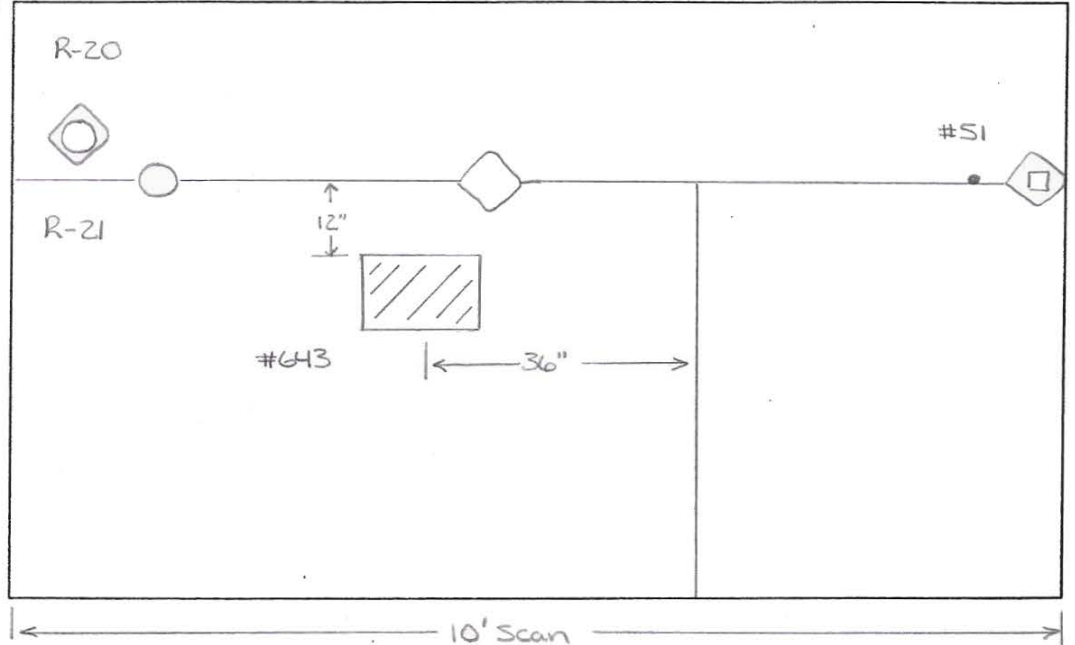
TANK # 6 - QUADRANT D
 *Nominal Plate Thickness: 0.250"

Tank Section: Undercatwalk
Quadrant: D

Vertical Drop #:
Row #: 21

Course:
Plate #:

S1 - Pinhole 1/32" DIA.
 0.180" S.W.
 643 - UC
 0.200" Remaining

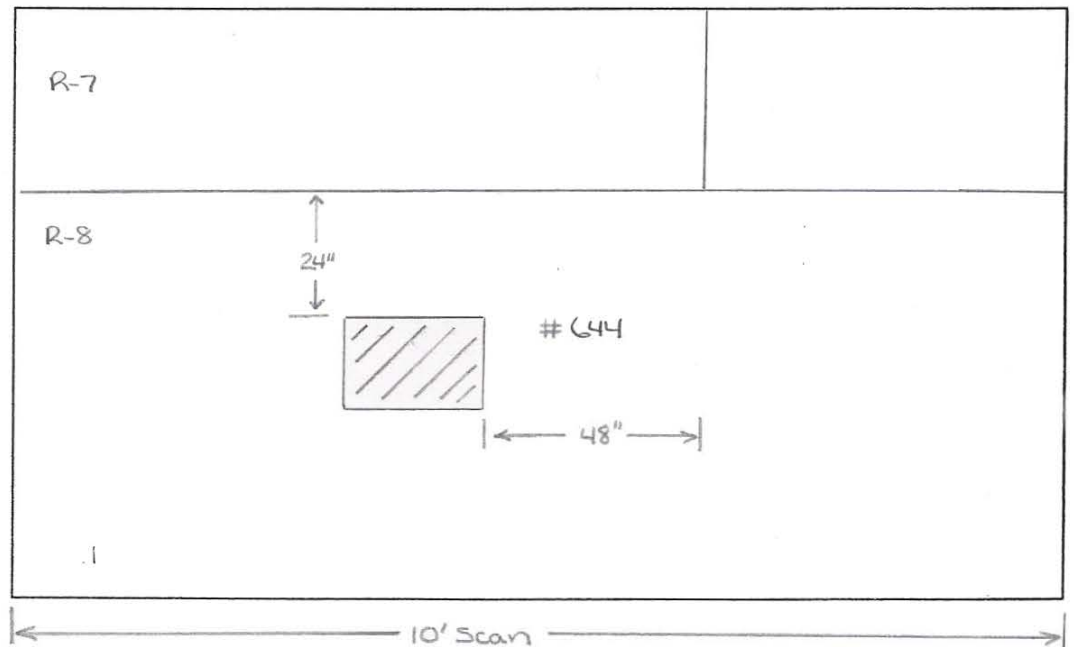


Tank Section: Undercatwalk
Quadrant: D

Vertical Drop #:
Row #: 8

Course:
Plate #:

644 - UC
 0.200" Remaining



Drawing is not to scale

Date 4/3/06

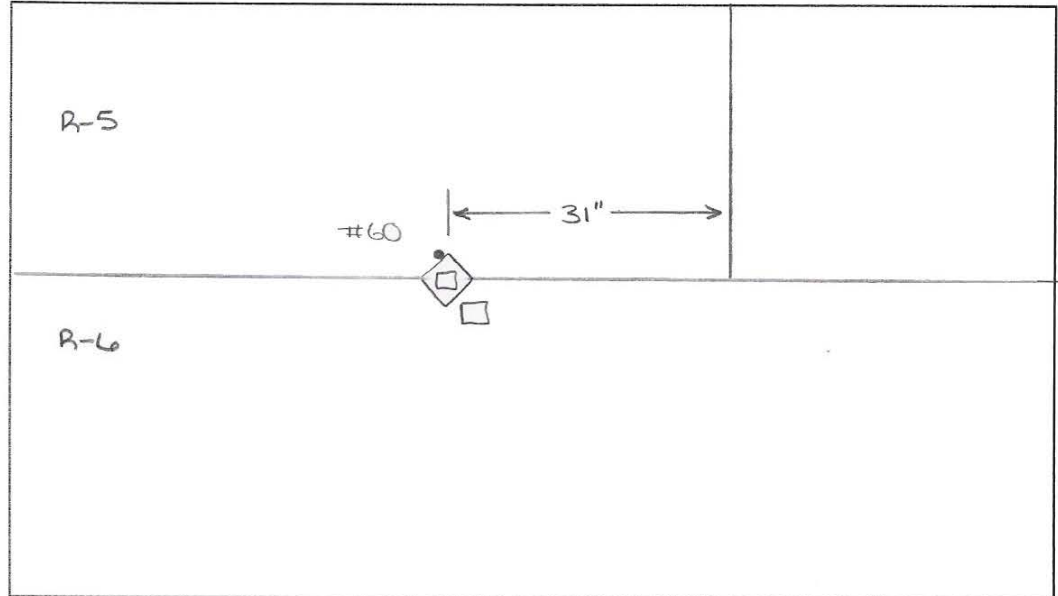
TANK # 6 - QUADRANT D
*Nominal Plate Thickness: 0.250"

Tank Section: Undercatwalk
Quadrant: D

Vertical Drop #:
Row #: 5

Course:
Plate #:


60 - pinhole 1/32" DIA



Tank Section:
Quadrant:

Vertical Drop #:
Row #:

Course:
Plate #:



Drawing is not to scale

Date 4/3/06

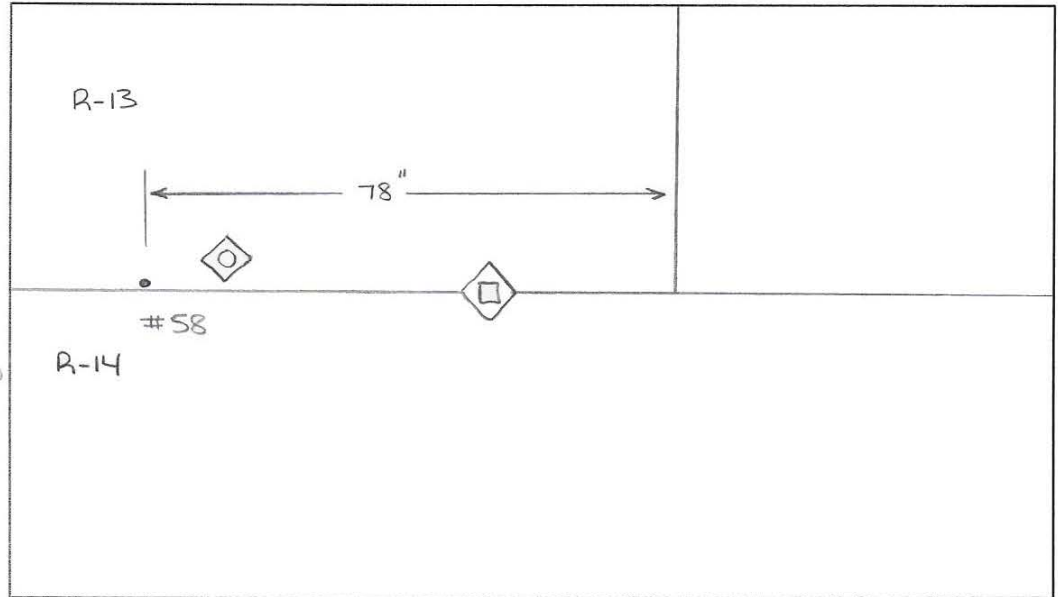
TANK # 6 - QUADRANT D
**Nominal Plate Thickness: 0.250"*

Tank Section: Under Catwalk
 Quadrant: D

Vertical Drop #:
 Row #: 13

Course:
 Plate #:

58 - Pinhole 1/32" DIA.
 Remaining: 0.176 SW

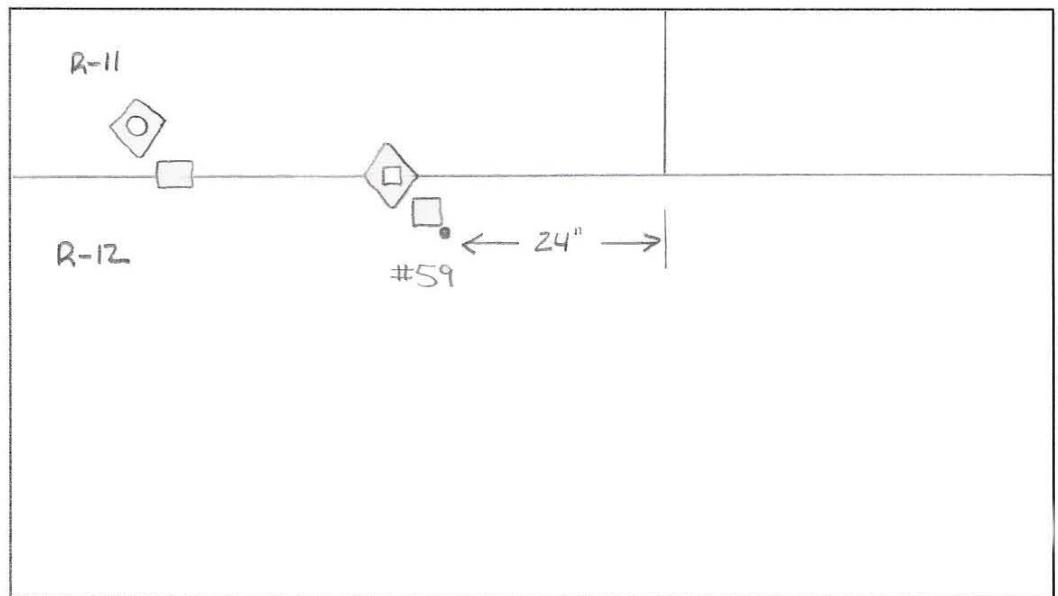


Tank Section: Under Catwalk
 Quadrant: D

Vertical Drop #:
 Row #: 12

Course:
 Plate #:

59 - Pinhole 1/32" DIA.



Drawing is not to scale

Date 4/4/06

TANK # 6 - QUADRANT

***Nominal Plate Thickness: 0.250"**

Tank Section: UnderCatwalk

Quadrant: D

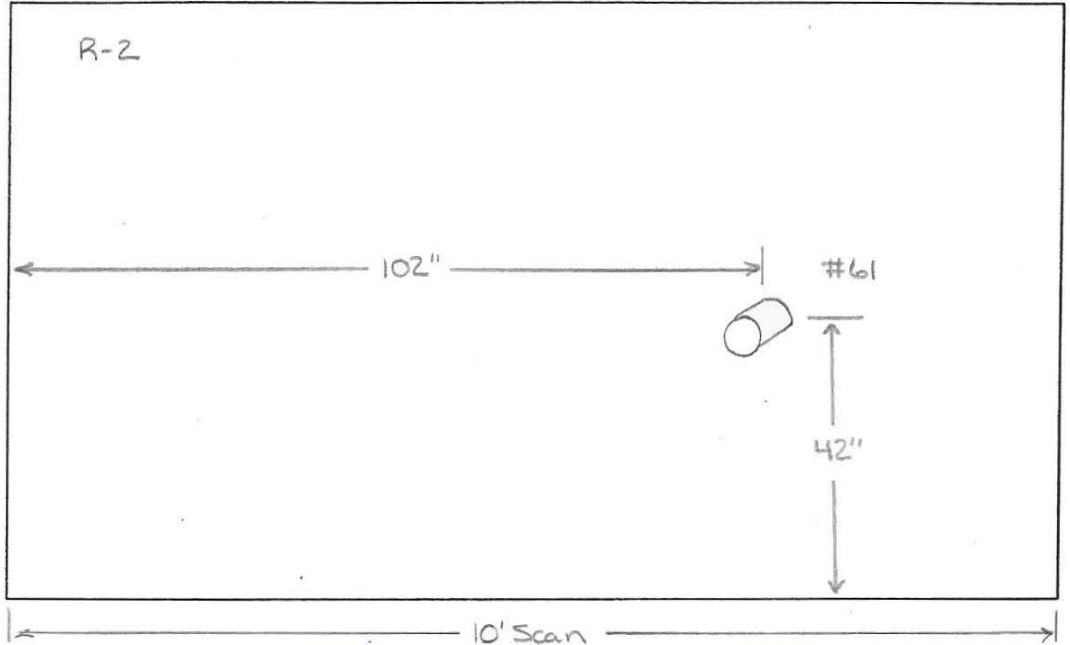
Vertical Drop #:

Row #: Z

Course:

Plate #:

61- UC NOZZLE
0.170" Remaining



Tank Section: UnderCatwalk

Quadrant: D

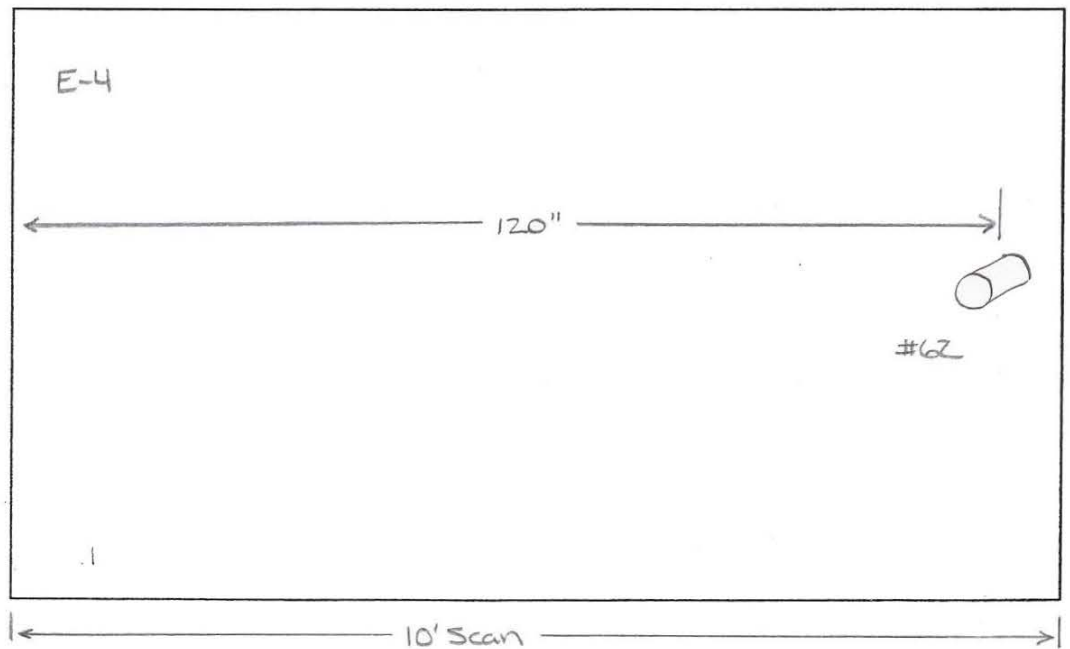
Vertical Drop #:

Row #: E-4

Course:

Plate #:

62- UC NOZZLE
0.190" Remaining



Drawing is not to scale

Date 4/4/06

TANK # 6 - QUADRANT


**Nominal Plate Thickness: 0.250"*

Tank Section: Undercatwalk
Quadrant: D

Vertical Drop #:
Row #: E-3

Course:
Plate #:


63 - TS Pitting
0.200" Remaining



Tank Section:
Quadrant:

Vertical Drop #:
Row #:

Course:
Plate #:



Drawing is not to scale

Date 4/3/06

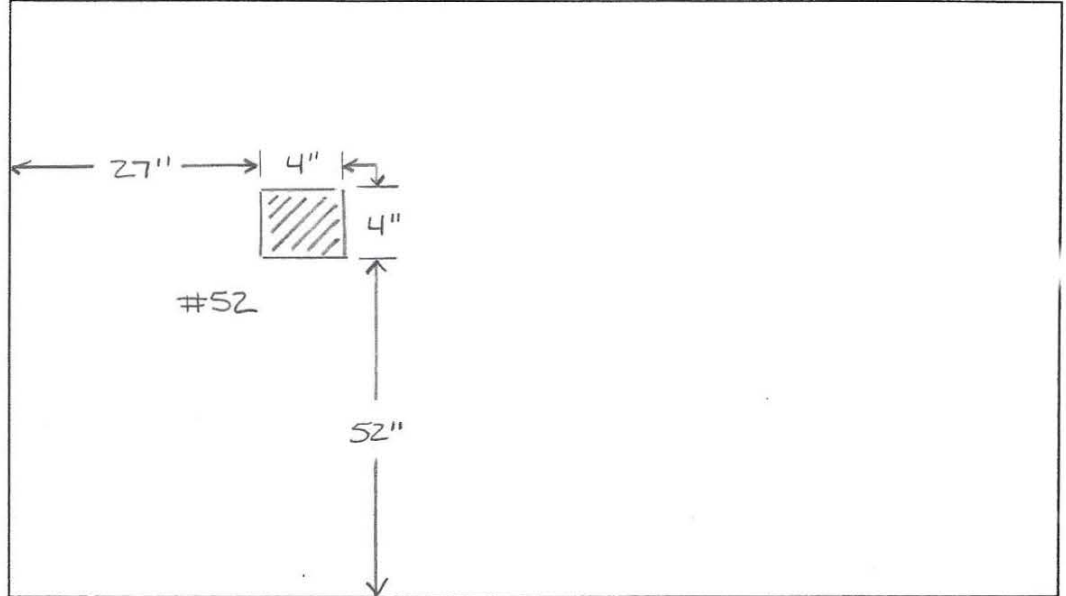
TANK # 6 - QUADRANT D
***Nominal Plate Thickness: 0.250"**

Tank Section: Lower Dome
Quadrant: D

Vertical Drop #:
Row #:

Course: 4
Plate #: 52

52 - TS Pitting
0.200" Remaining

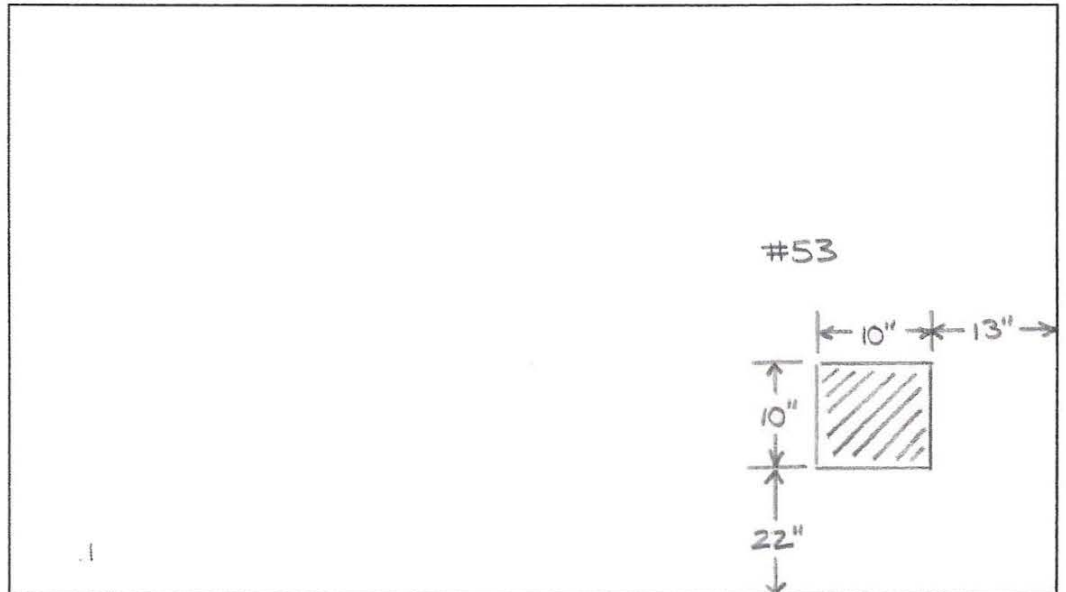


Tank Section: Lower Dome
Quadrant: D

Vertical Drop #:
Row #:

Course: 4
Plate #: 59

53 - TS Pitting
0.200" Remaining



Drawing is not to scale

Date 4/13/06

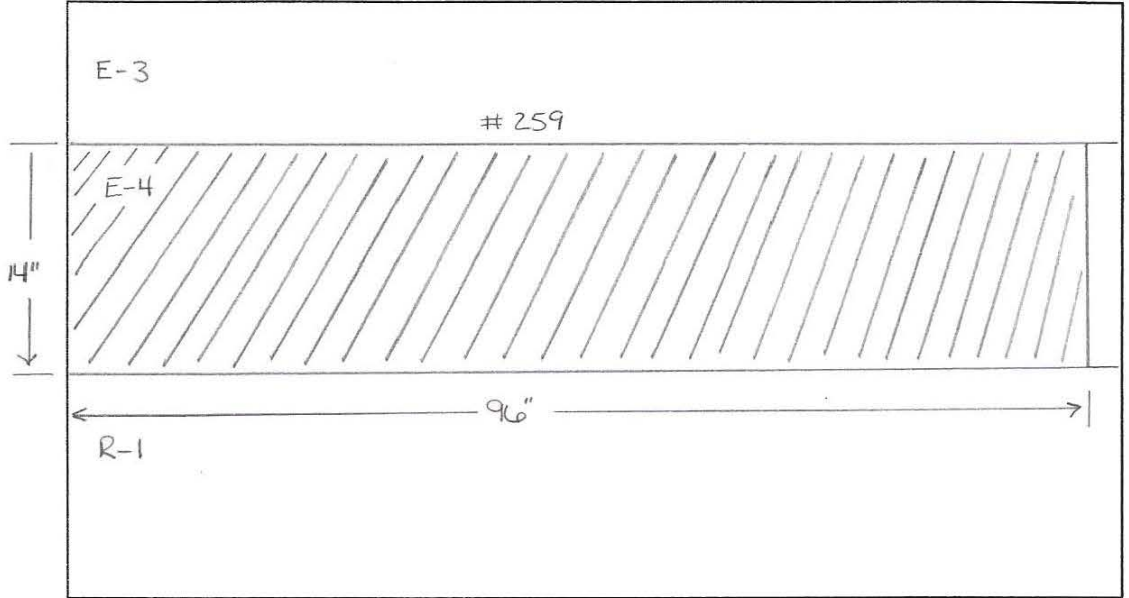
TANK # 6 - QUADRANT D
**Nominal Plate Thickness: 0.250"*

Tank Section: BARREL
 Quadrant: D

Vertical Drop #: 11
 Row #: E-4

Course:
 Plate #:

259 - UC
 0.150" Remaining

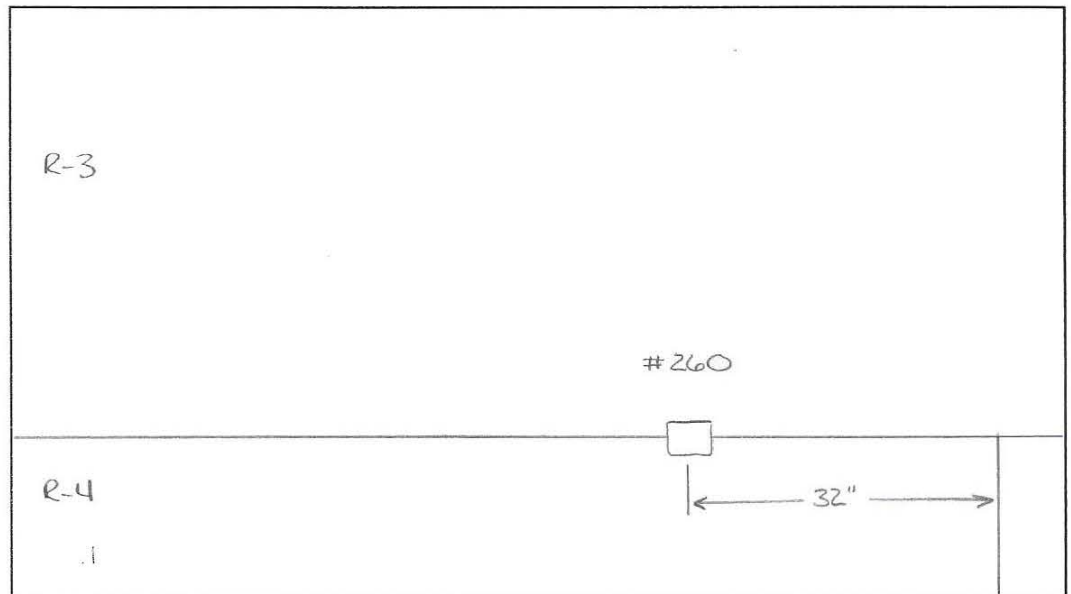


Tank Section: BARREL
 Quadrant: D

Vertical Drop #: 11
 Row #: 3

Course:
 Plate #:

260 - Pinhole 1/32" DIA.
 0.170" S.W.



Drawing is not to scale

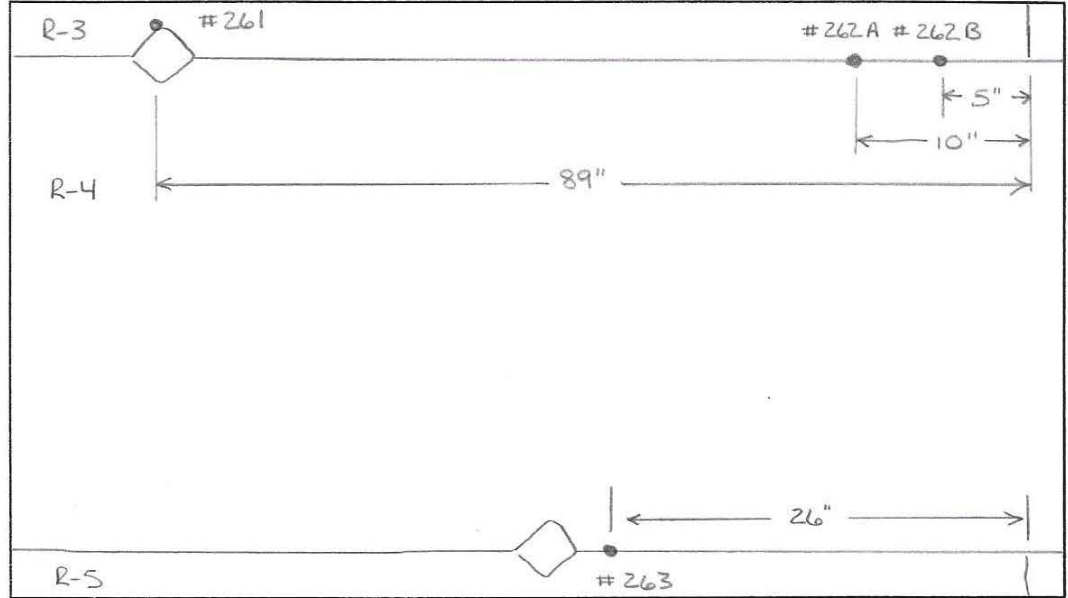
Date 4/13/06

TANK # 6 - QUADRANT D
***Nominal Plate Thickness: 0.250"**

Tank Section: BARREL
Quadrant: D

Vertical Drop #: 11
Row #: 4

Course:
Plate #:

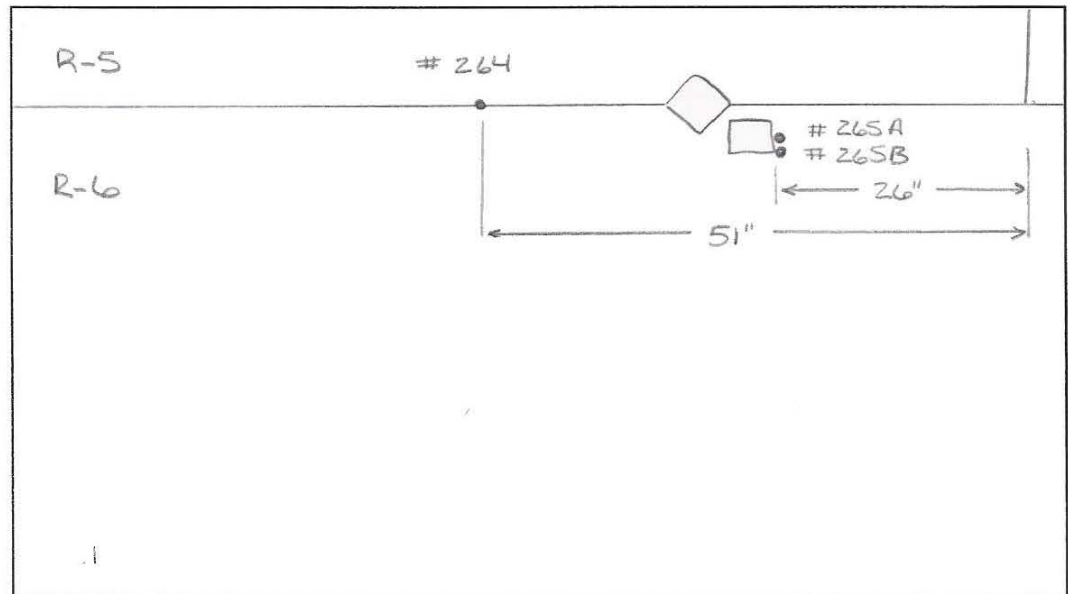


- 261 - Pinhole 1/32" DIA.
0.180" S.W.
- 262 A - Pinhole 1/32" DIA.
0.180" S.W.
- 262 B - Pinhole 1/32" DIA.
NO Defect
- 263 - Pinhole 1/32" DIA.
0.170" S.W.

Tank Section: BARREL
Quadrant: D

Vertical Drop #: 11
Row #: 6

Course:
Plate #:



- 264 - Pinhole 1/32" DIA.
0.160" S.W.
- 265 A - Pinhole 1/32" DIA.
0.185" S.W.
- 265 B - Pinhole 1/32" DIA.
NO Defect

Drawing is not to scale

Date 4/13/06

TANK # 6 - QUADRANT D
***Nominal Plate Thickness: 0.250"**


Tank Section: BARREL
Quadrant: D

Vertical Drop #: 11
Row #: 8

Course:
Plate #:

Z66A - Pinhole 1/32" DIA.
0.170" S.W.

Z66B - Pinhole 1/32" DIA.
0.170" S.W.

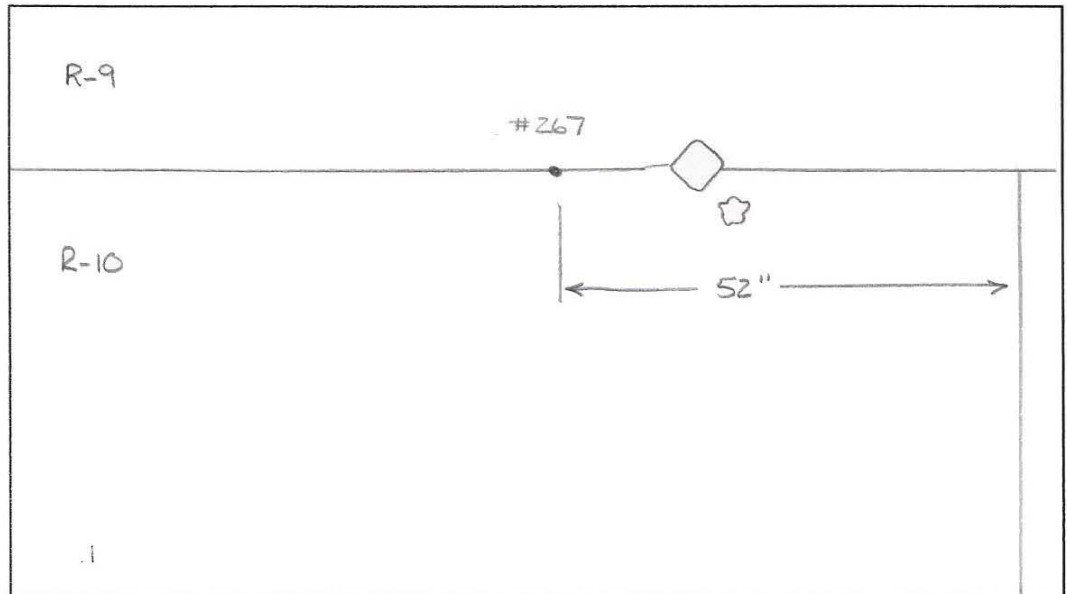


Tank Section: BARREL
Quadrant: D

Vertical Drop #: 11
Row #: 9

Course:
Plate #:

Z67 - Pinhole 1/32" DIA.
0.170" S.W.



Drawing is not to scale

Date 4/13/06

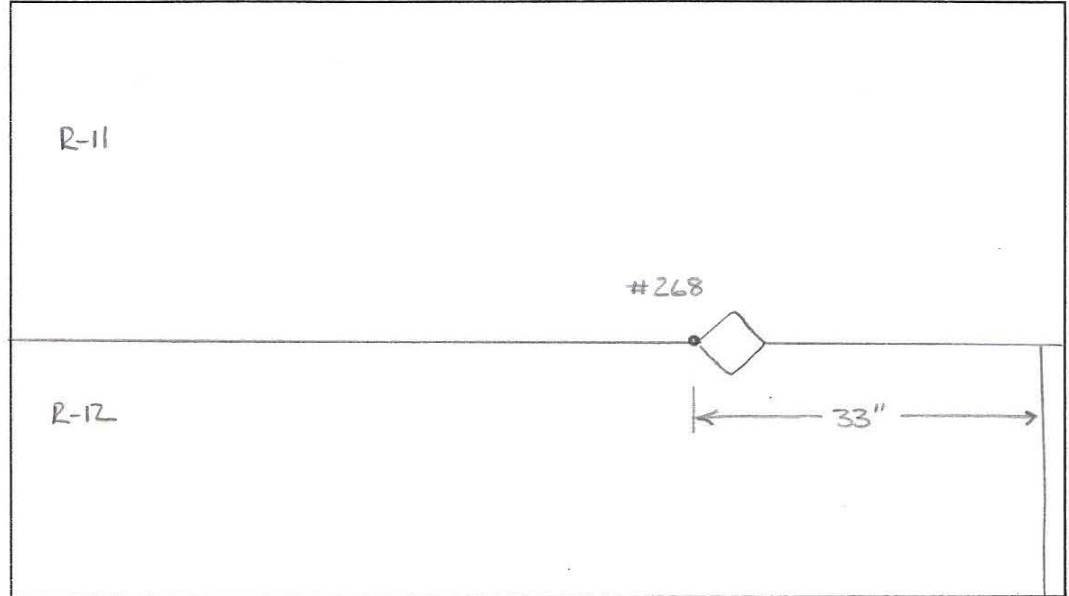
TANK # 6 - QUADRANT D
 *Nominal Plate Thickness: 0.250"

Tank Section: BARREL
 Quadrant: D

Vertical Drop #: 11
 Row #: 11

Course:
 Plate #:

268 - Pinhole 1/32" DIA.
 0.180" S.W.



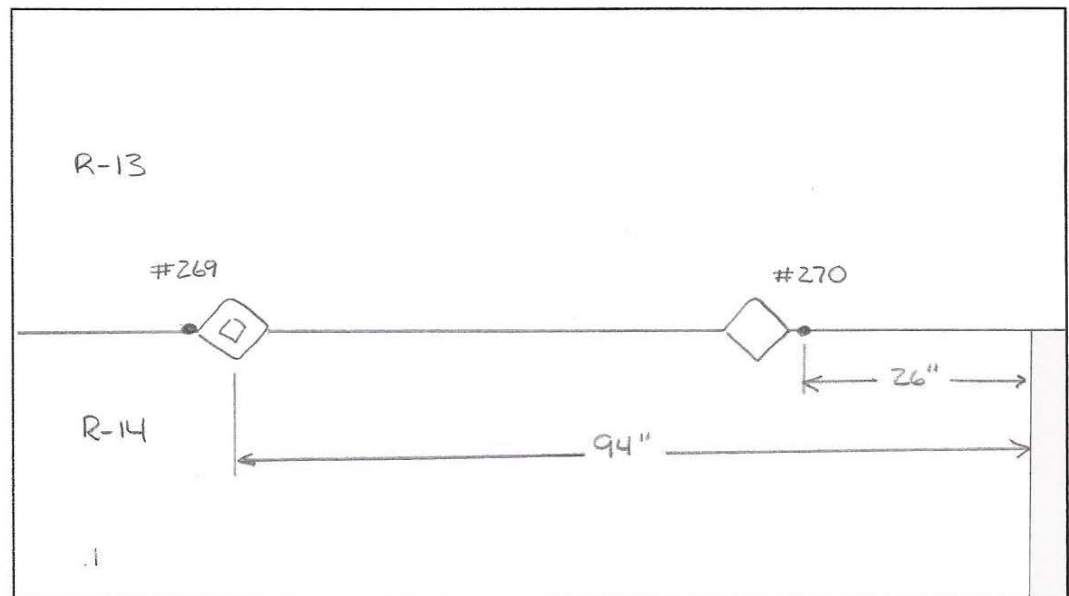
Tank Section: BARREL
 Quadrant: D

Vertical Drop #: 11
 Row #: 13

Course:
 Plate #:

269 - Pinhole 1/32" DIA.
 0.175" S.W.

270 - Pinhole 1/32" DIA.
 0.180" S.W.



Drawing is not to scale

Date 4/18/06

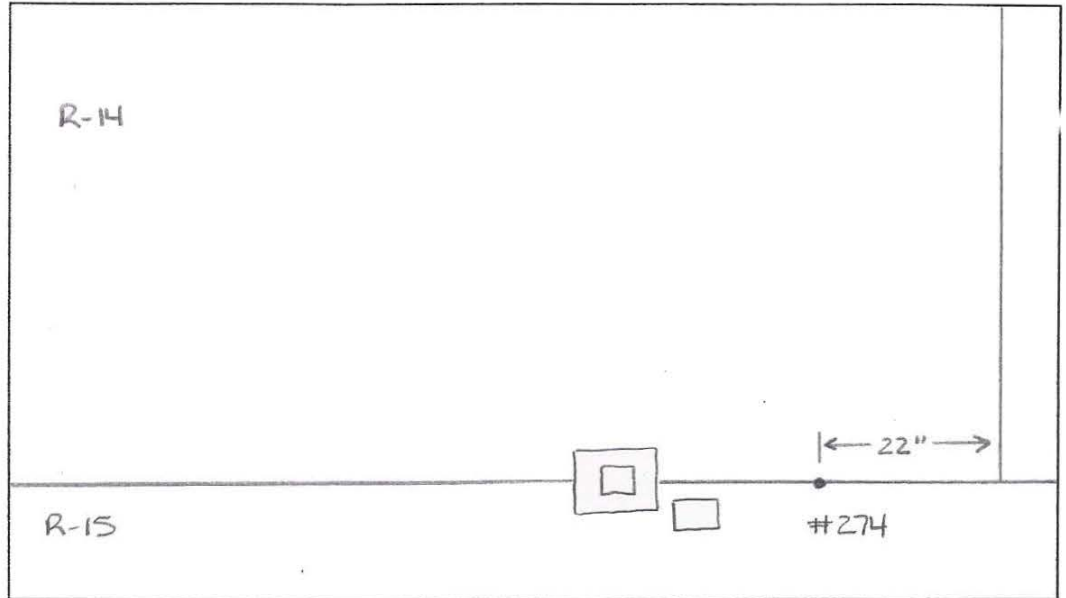
TANK # 6 - QUADRANT D
***Nominal Plate Thickness: 0.250"**

Tank Section: BARREL
Quadrant: D

Vertical Drop #: 11
Row #: 14

Course:
Plate #:

274 - Pinhole 1/32" DIA.
0.170" S.W.

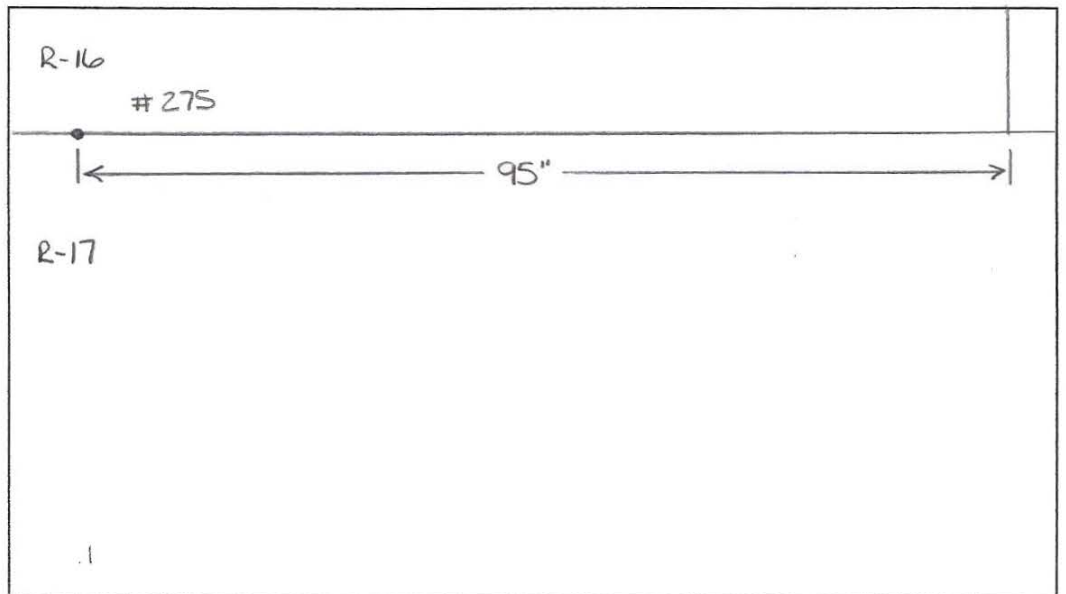


Tank Section: BARREL
Quadrant: D

Vertical Drop #: 11
Row #: 17

Course:
Plate #:

275 - Pinhole 1/32" DIA.
0.175" S.W.



Drawing is not to scale

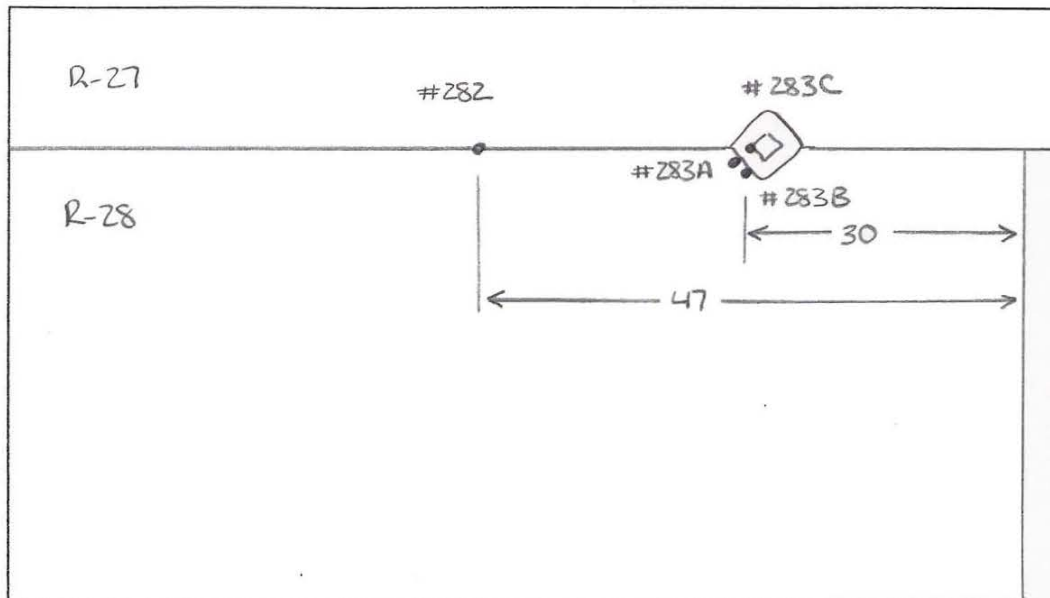
Date 4/13/06

TANK # 6 - QUADRANT D
 *Nominal Plate Thickness: 0.250"

Tank Section: BARREL
 Quadrant: D

Vertical Drop #: 11
 Row #: 28

Course:
 Plate #:



282 - Pinhole 1/32" DIA.
 0.180" S.W.

283A - Pinhole 1/32" DIA.
 NO S.W.

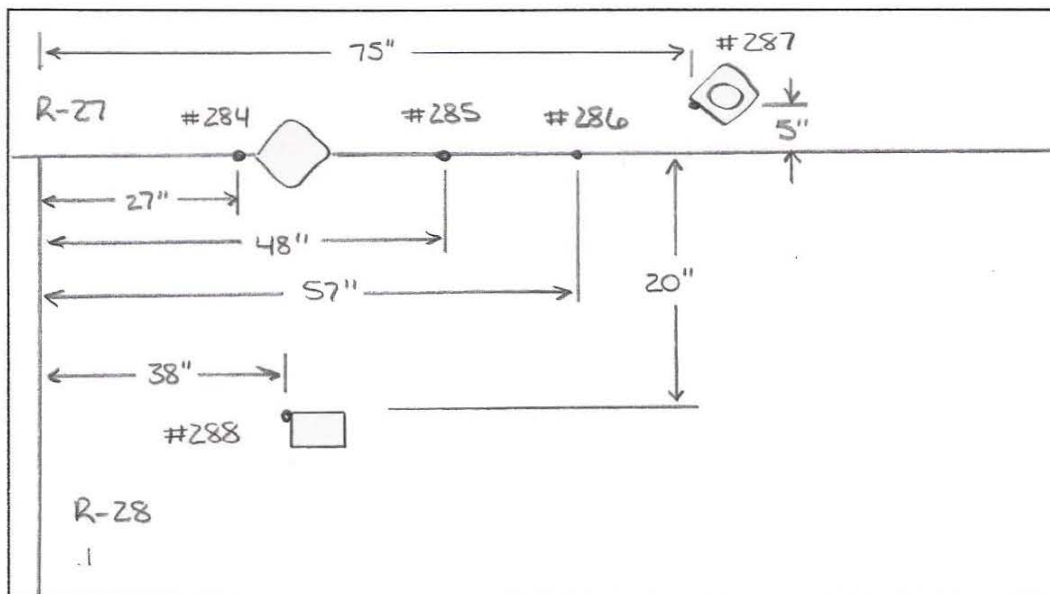
283B - Pinhole 1/32" DIA.
 NO S.W.

283C - Pinhole 1/32" DIA.
 NO S.W.

Tank Section: BARREL
 Quadrant: D

Vertical Drop #: 12
 Row #: 28

Course:
 Plate #:



284 - Pinhole 1/32" DIA.
 0.180" S.W.

285 - Pinhole 1/32" DIA.
 0.180" S.W.

286 - Pinhole 1/32" DIA.
 0.180" S.W.

287 - Pinhole 1/32" DIA.
 0.190" S.W.

288 - Pinhole 1/32" DIA.
 0.170" S.W.

Drawing is not to scale

Date 4/18/06

TANK # 6 - QUADRANT D
 *Nominal Plate Thickness: 0.250"

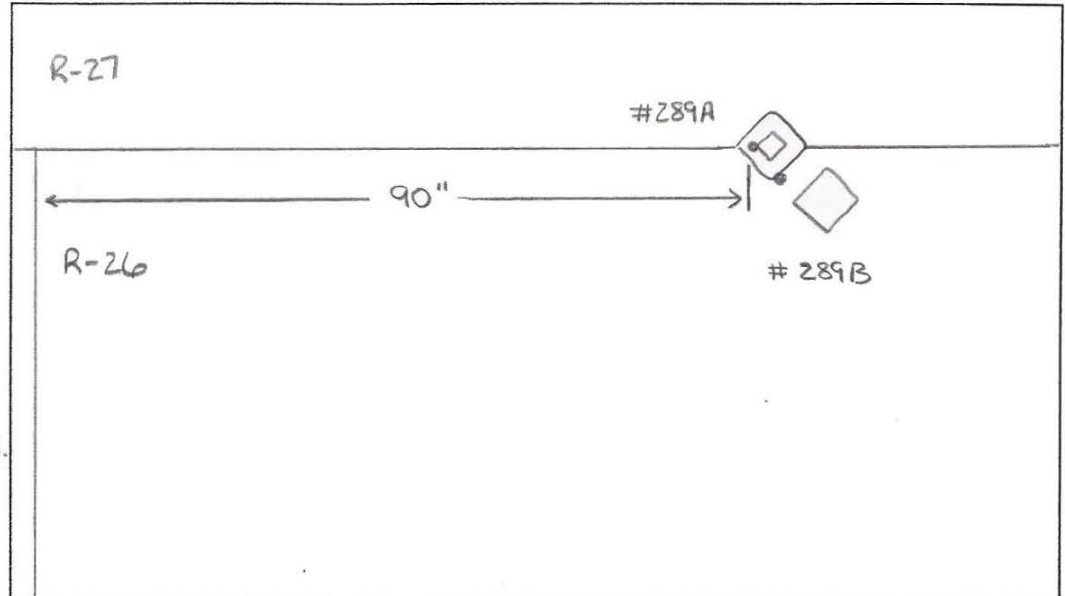
Tank Section: BARREL
 Quadrant: D

Vertical Drop #: 12
 Row #: 26

Course:
 Plate #:

289A - Pinhole 1/32" DIA.
 NOS.W.

289B - Pinhole 1/32" DIA.
 NOS.W.



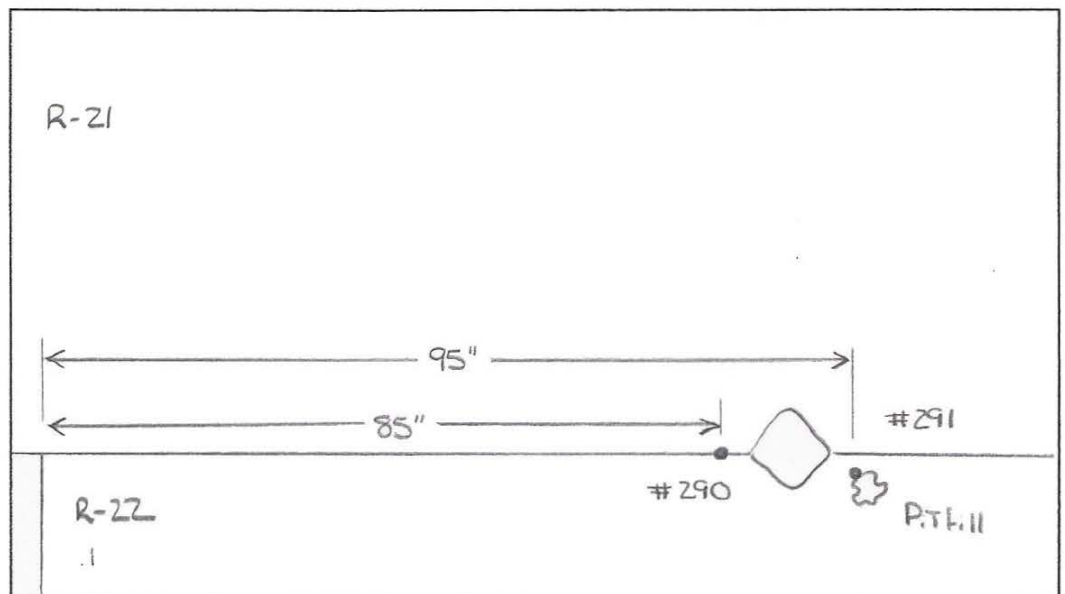
Tank Section: BARREL
 Quadrant: D

Vertical Drop #: 12
 Row #: 21

Course:
 Plate #:

290 - Pinhole 1/32" DIA.
 0.180" S.W.

291 - Pinhole 1/32" DIA.
 0.180" S.W.



Drawing is not to scale

Date 4/18/06

TANK # 6 - QUADRANT D
 *Nominal Plate Thickness: 0.250"

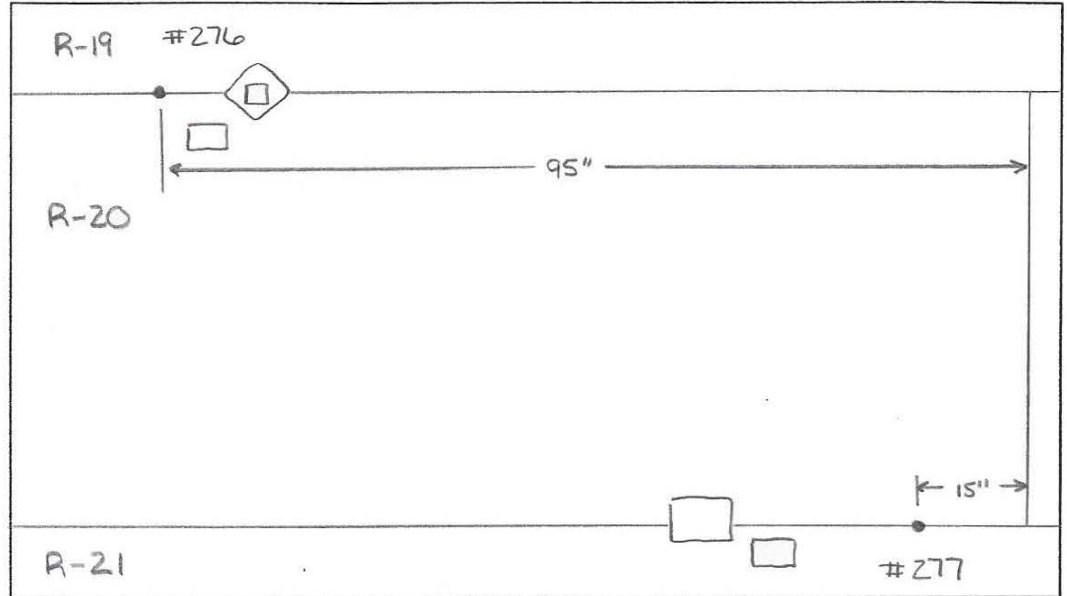
Tank Section: BARREL
 Quadrant: D

Vertical Drop #: 11
 Row #: 20

Course:
 Plate #:

276 - Pinhole 1/32" DIA.
 0.190" S.W.

277 - Pinhole 1/32" DIA.
 0.190" S.W.



Tank Section: BARREL
 Quadrant: D

Vertical Drop #: 11
 Row #: 24/25

Course:
 Plate #:

278 - Pinhole 1/32" DIA.
 0.180 S.W.

279A - Pinhole 1/32" DIA.
 0.170 S.W.

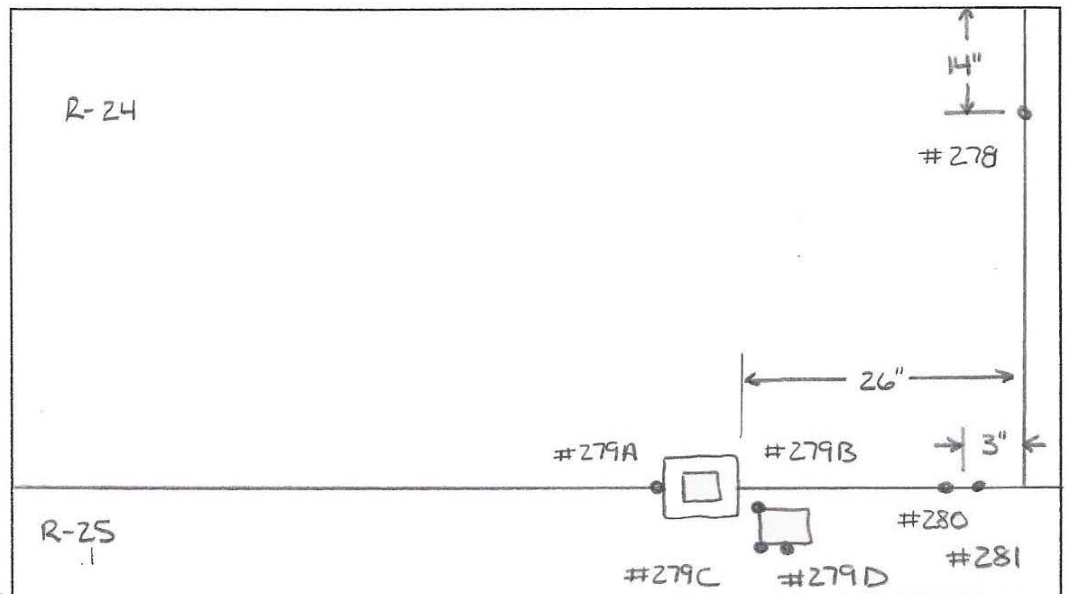
279B - Pinhole 1/32" DIA.
 0.170" S.W.

279C - Pinhole 1/32" DIA.
 0.170" S.W.

279D - Pinhole 1/32" DIA.
 0.170" S.W.

280 - TS pitting
 0.200" Remaining

281 - TS Pitting
 0.200" Remaining



Drawing is not to scale

Date 4/18/06

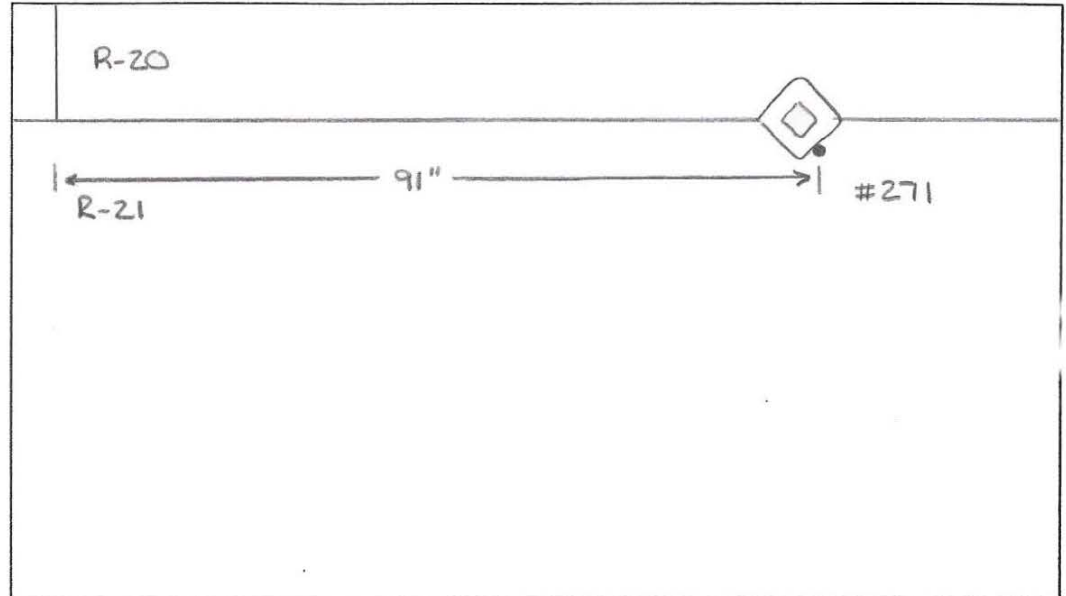
TANK # 6 - QUADRANT \square
 *Nominal Plate Thickness: 0.250"

Tank Section: BARREL
 Quadrant: \square

Vertical Drop #: 12
 Row #: 21

Course:
 Plate #:

271 - Pinhole 1/32" DIA.
 NO S.W.



Tank Section: BARREL
 Quadrant: \square

Vertical Drop #: 12
 Row #: 19

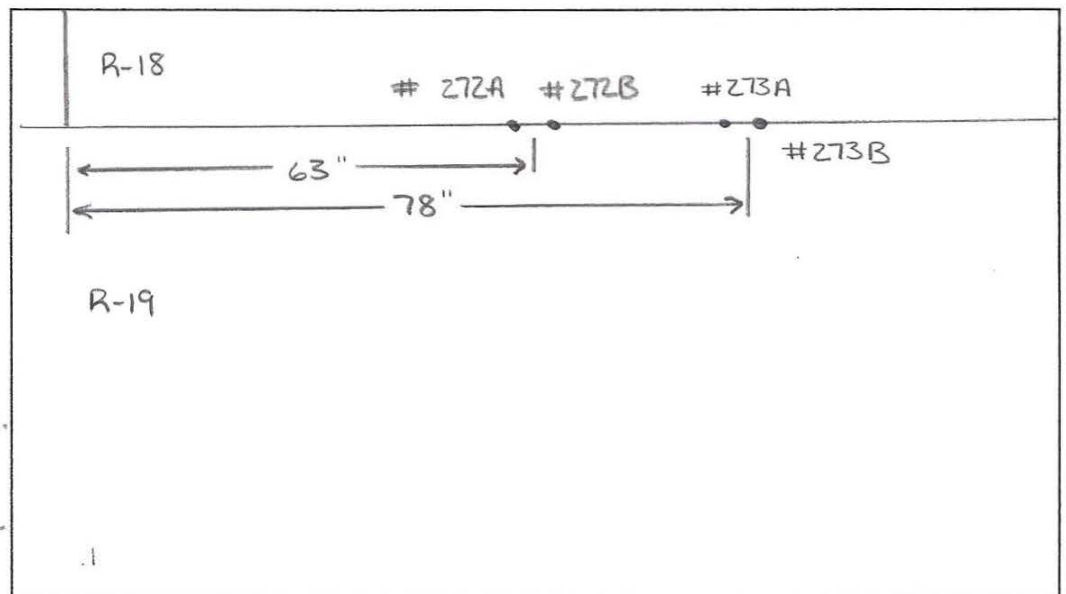
Course:
 Plate #:

272A - Pinhole 1/32" DIA.
 0.200" S.W.

272B - Pinhole 1/32" DIA.
 0.200" S.W.

273A - Pinhole 1/32" DIA.
 0.190" S.W.

273B - Pinhole 1/32" DIA.
 0.190" S.W.



Drawing is not to scale

Date 4/18/06

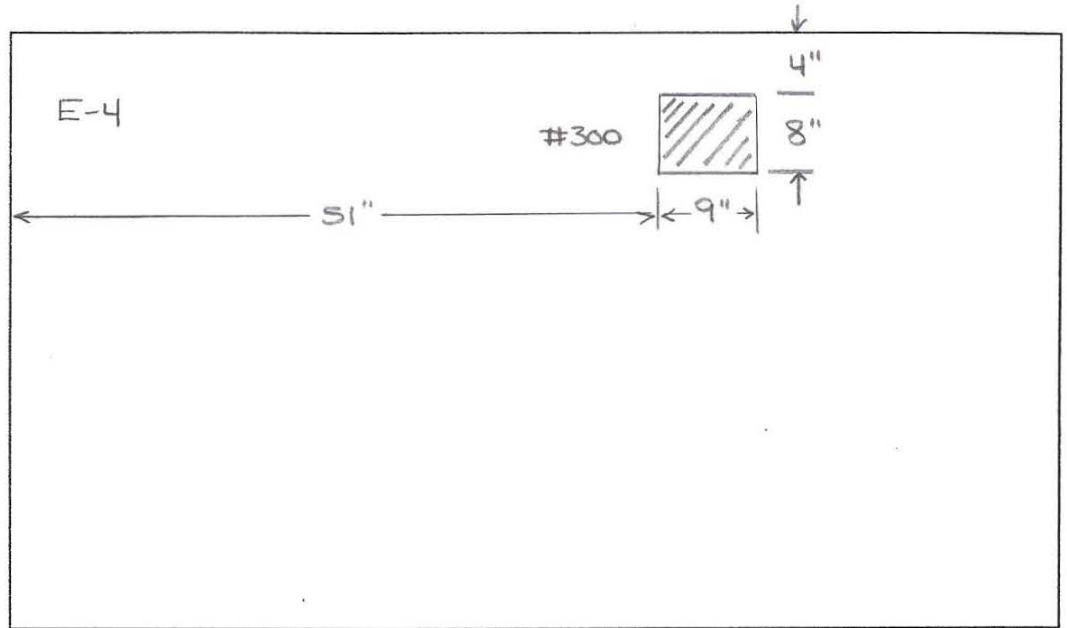
TANK # 6 - QUADRANT D
 *Nominal Plate Thickness: 0.250"

Tank Section: BARREL
 Quadrant: D

Vertical Drop #: 12
 Row #: E-4

Course:
 Plate #:

300-UC
 0.200" Remaining



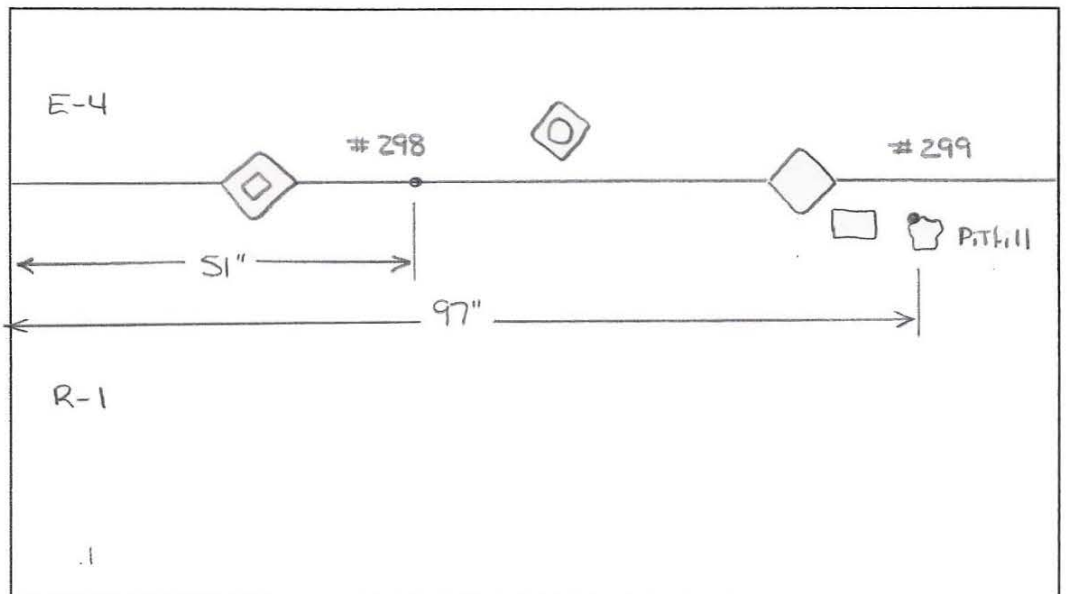
Tank Section: BARREL
 Quadrant: D

Vertical Drop #: 12
 Row #: 1

Course:
 Plate #:

298 - Pinhole 1/32" DIA.
 0.170" S.W.

299 - Pinhole 1/32" DIA.
 0.170" S.W.



Drawing is not to scale

Date 4/18/06

TANK # 6 - QUADRANT D
 *Nominal Plate Thickness: 0.250"

Tank Section: BARREL
 Quadrant: D

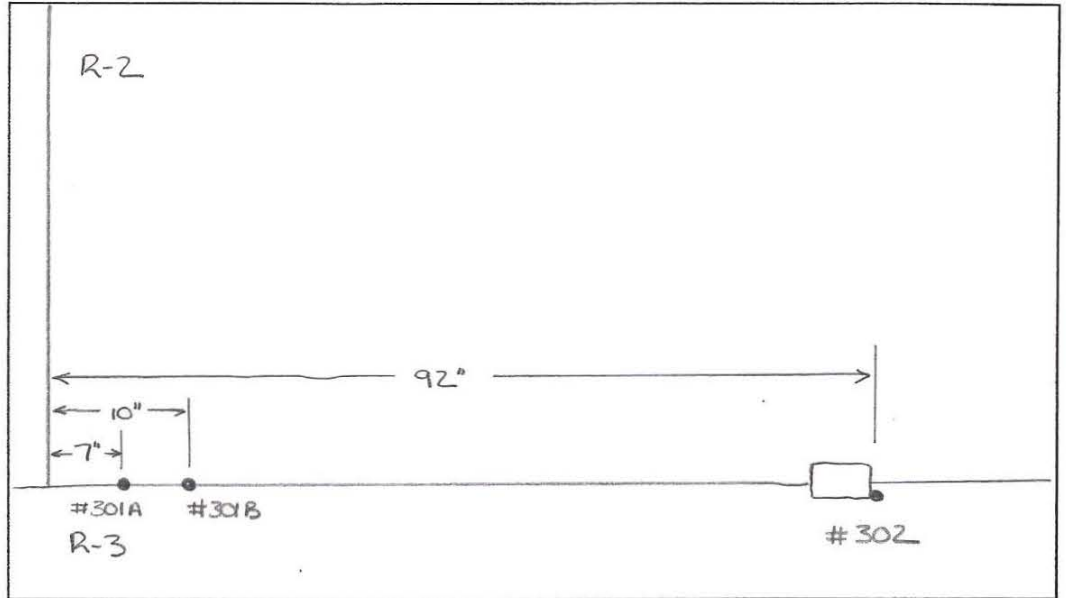
Vertical Drop #: 12
 Row #: 2

Course:
 Plate #:

301A - Pinhole 1/32" DIA.
 0.170" S.W.

301B - Pinhole 1/32" DIA.
 0.170" S.W.

302 - Pinhole 1/32" DIA.
 0.185" S.W.

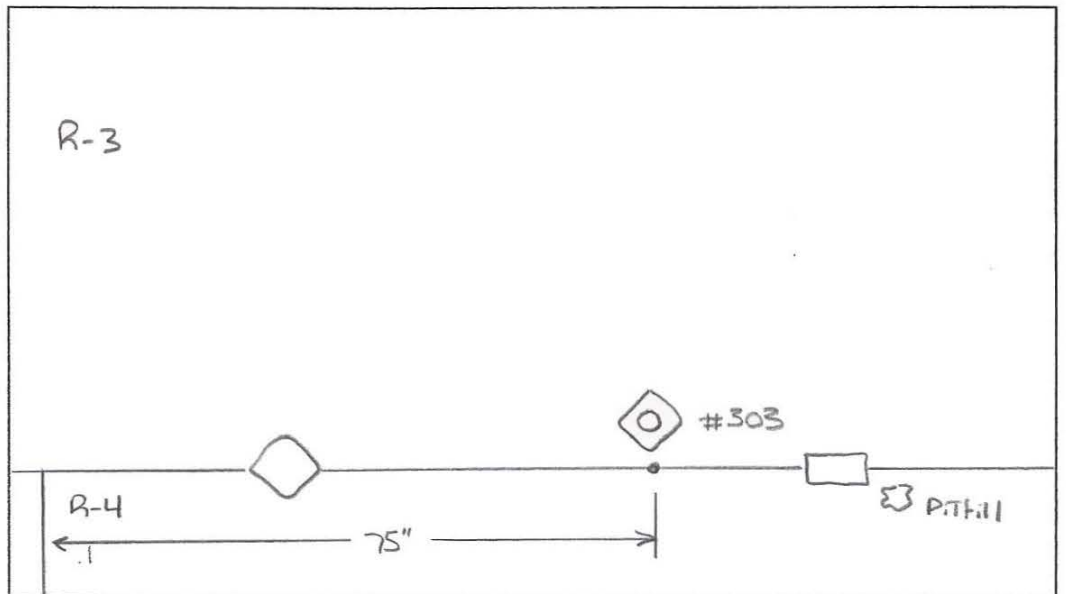


Tank Section: BARREL
 Quadrant: D

Vertical Drop #: 12
 Row #: 3

Course:
 Plate #:

303 - Pinhole 1/32" DIA.
 0.190" S.W.



Drawing is not to scale

Date 4/18/06

TANK # 6 - QUADRANT D
 *Nominal Plate Thickness: 0.250"

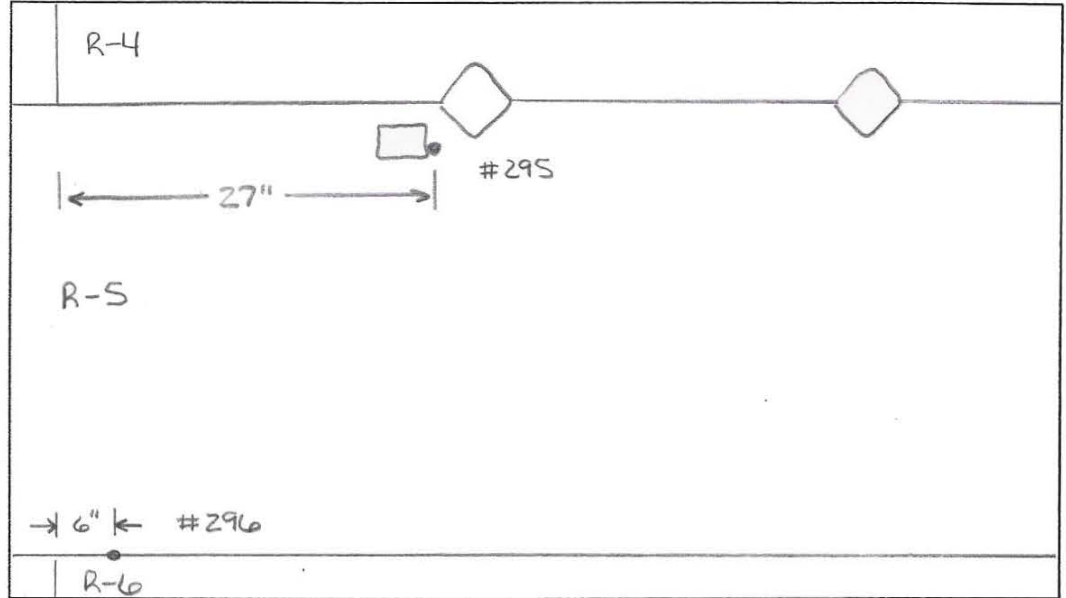
Tank Section: BARREL
 Quadrant: D

Vertical Drop #: 12
 Row #: S

Course:
 Plate #:

295 - Pinhole 1/32" DIA.
 0.175" S.W.

296 - Pinhole 1/32" DIA.
 0.170" S.W.



Tank Section: BARREL
 Quadrant: D

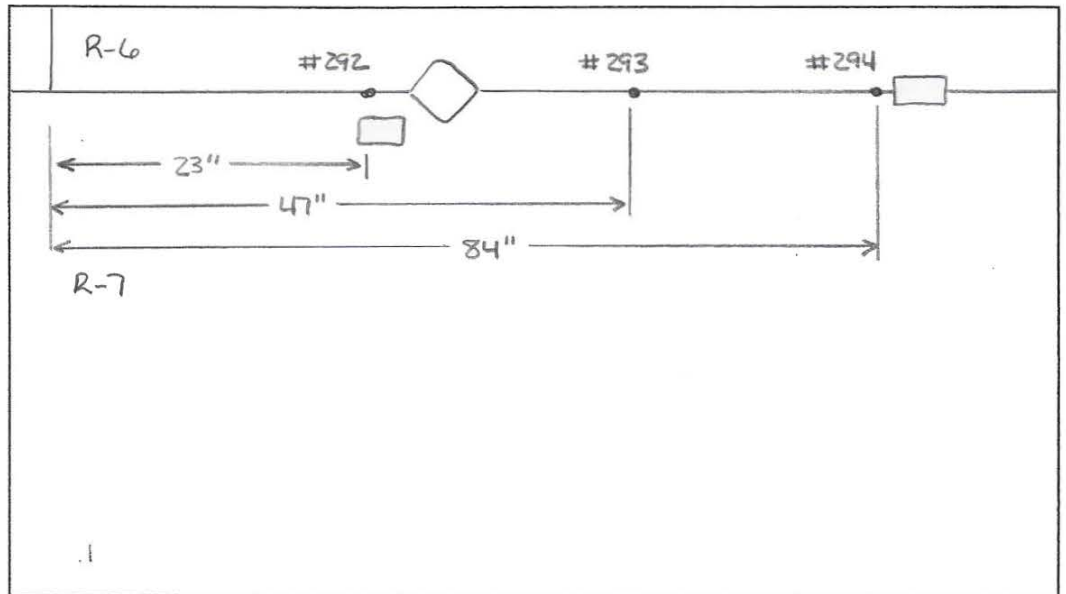
Vertical Drop #: 12
 Row #: 7

Course:
 Plate #:

292 - Pinhole 1/32" DIA.
 0.180" S.W.

293 - Pinhole 1/32" DIA.
 0.185" S.W.

294 - Pinhole 1/32" DIA.
 0.180" S.W.



Drawing is not to scale

Date 4/18/06

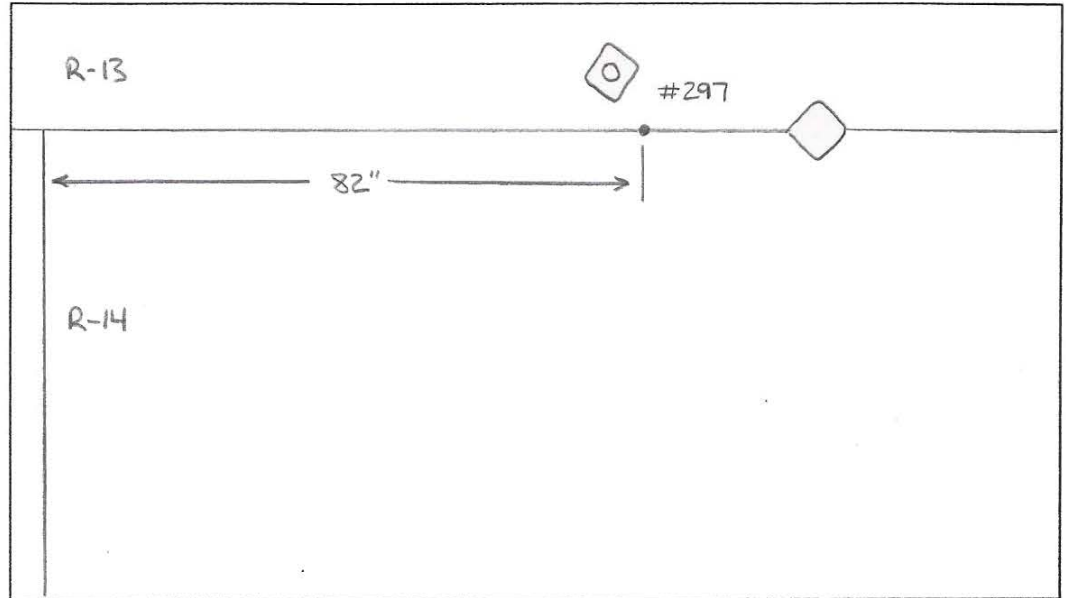
TANK # 6 - QUADRANT \square
 *Nominal Plate Thickness: 0.250"

Tank Section: BARREL
 Quadrant: \square

Vertical Drop #: 12
 Row #: 14

Course:
 Plate #:

297 - Pinhole 1/32" DIA.
 0.180" S.W.

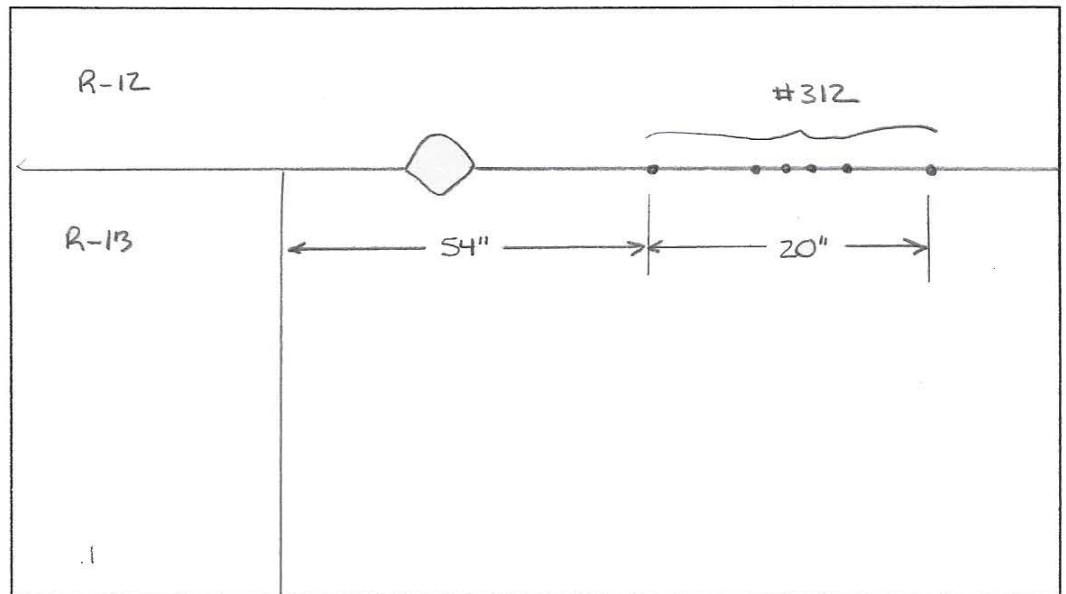


Tank Section: BARREL
 Quadrant: \square

Vertical Drop #: 13
 Row #: 12

Course:
 Plate #:

312 - Pinhole Cluster
 0.170" S.W.



Drawing is not to scale

Date 4/18/06

TANK # 6 - QUADRANT D
***Nominal Plate Thickness: 0.250"**

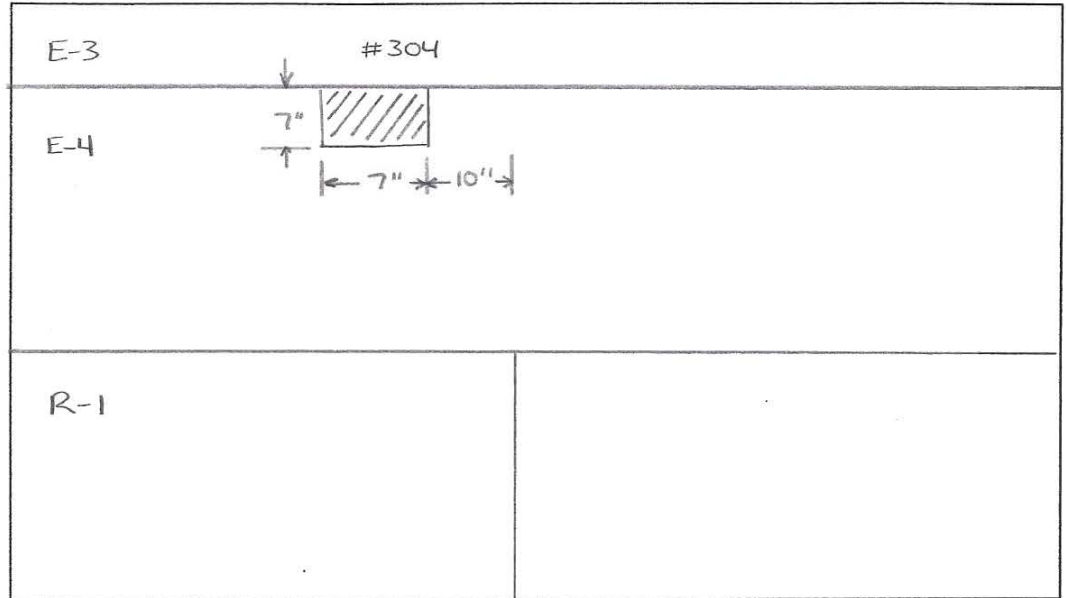
(EXTENSION)

Tank Section: BARREL
 Quadrant: D

Vertical Drop #: 13
 Row #: E-4

Course:
 Plate #:

304 - UC
 0.200" Remaining



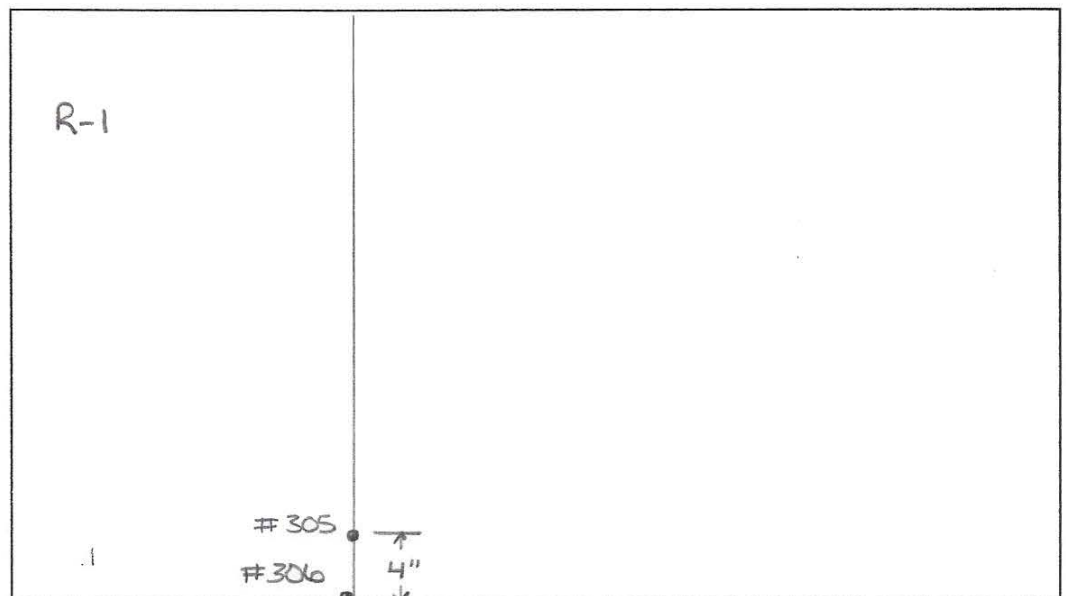
Tank Section: BARREL
 Quadrant: D

Vertical Drop #: 13
 Row #: 1

Course:
 Plate #:

305 - Pinhole 1/32" DIA.
 0.160" S.W.

306 - Pinhole 1/32" DIA.
 0.160" S.W.



Drawing is not to scale

Date 4/18/06

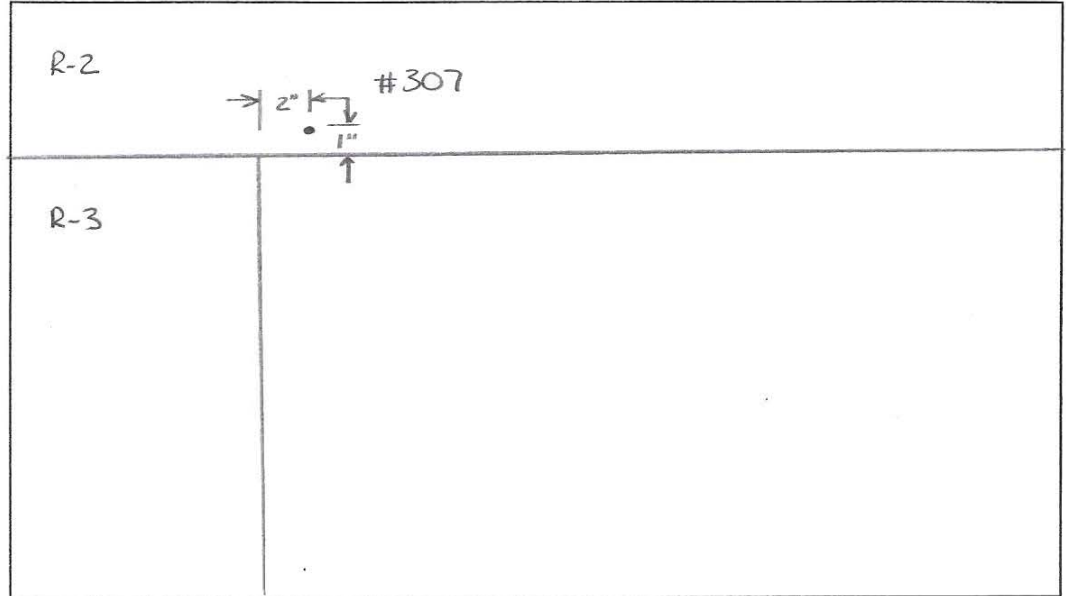
TANK # 6 - QUADRANT D
***Nominal Plate Thickness: 0.250"**

Tank Section: BARREL
Quadrant: D

Vertical Drop #: 13
Row #: 3

Course:
Plate #:

307 - Pinhole 1/32" DIA
 0.220" S.W.



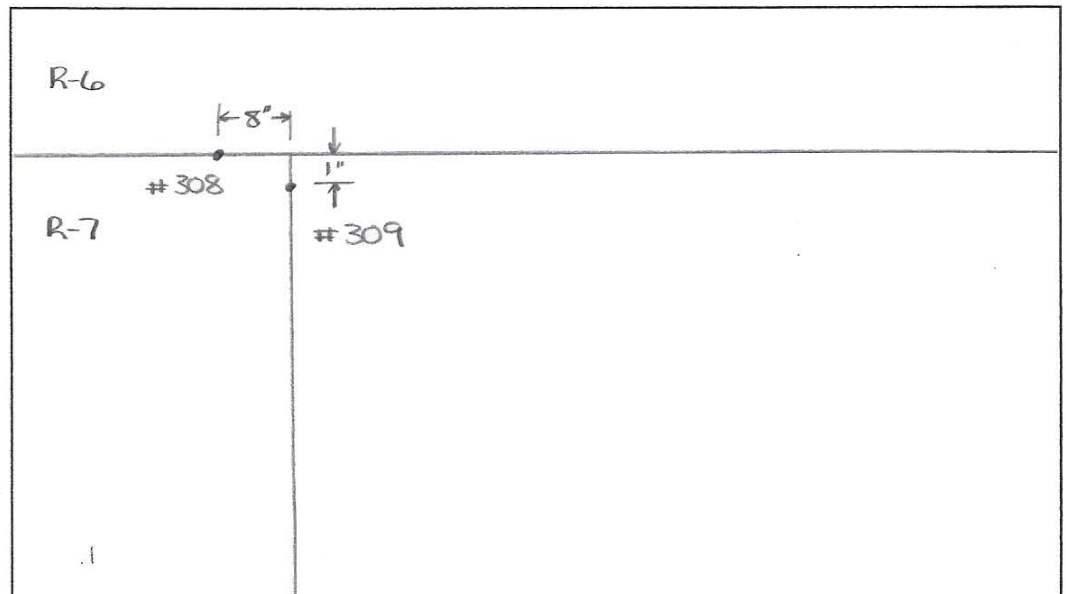
Tank Section: BARREL
Quadrant: D

Vertical Drop #: 13
Row #: 7

Course:
Plate #:

308 - Pinhole 1/32" DIA.
 0.170" S.W.

309 - Pinhole 1/32" DIA.
 0.170" S.W.



Drawing is not to scale

Date 4/18/06

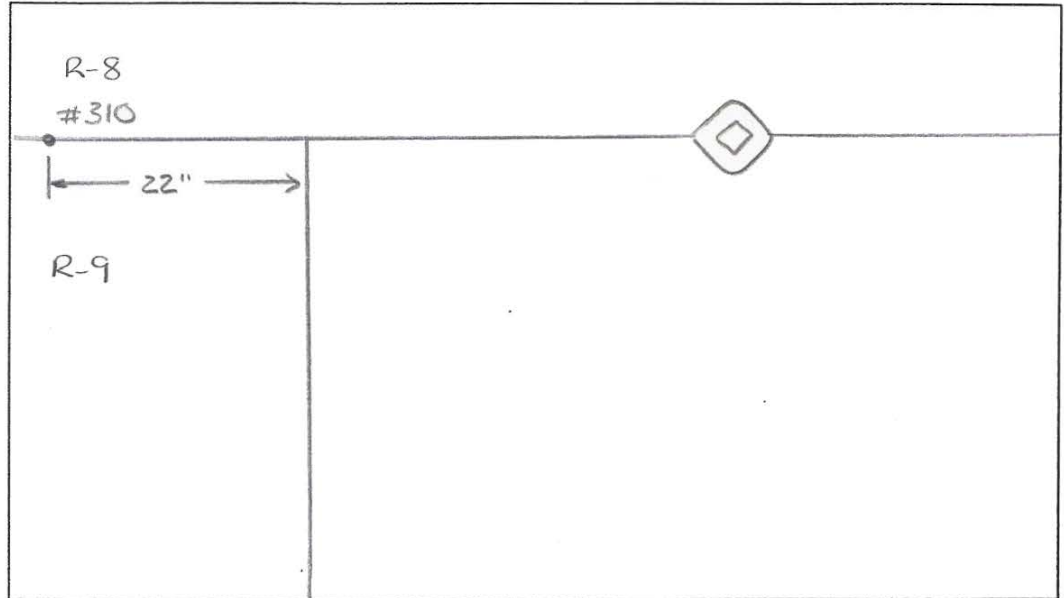
TANK # 6 - QUADRANT D
*Nominal Plate Thickness: 0.250"

Tank Section: BARREL
Quadrant: D

Vertical Drop #: 13
Row #: 9

Course:
Plate #:

310 - Pinhole 1/32" DIA.
0.180" S.W.

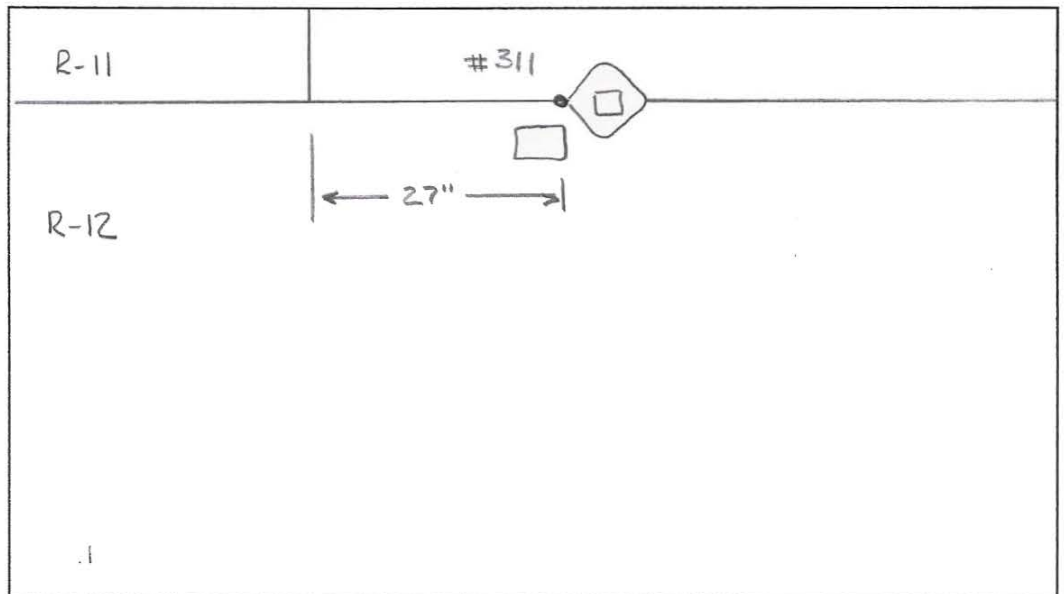


Tank Section: BARREL
Quadrant: D

Vertical Drop #: 13
Row #: 12

Course:
Plate #:

311 - pinhole 1/32" DIA
0.170" S.W.



Drawing is not to scale

Date 4/19/06

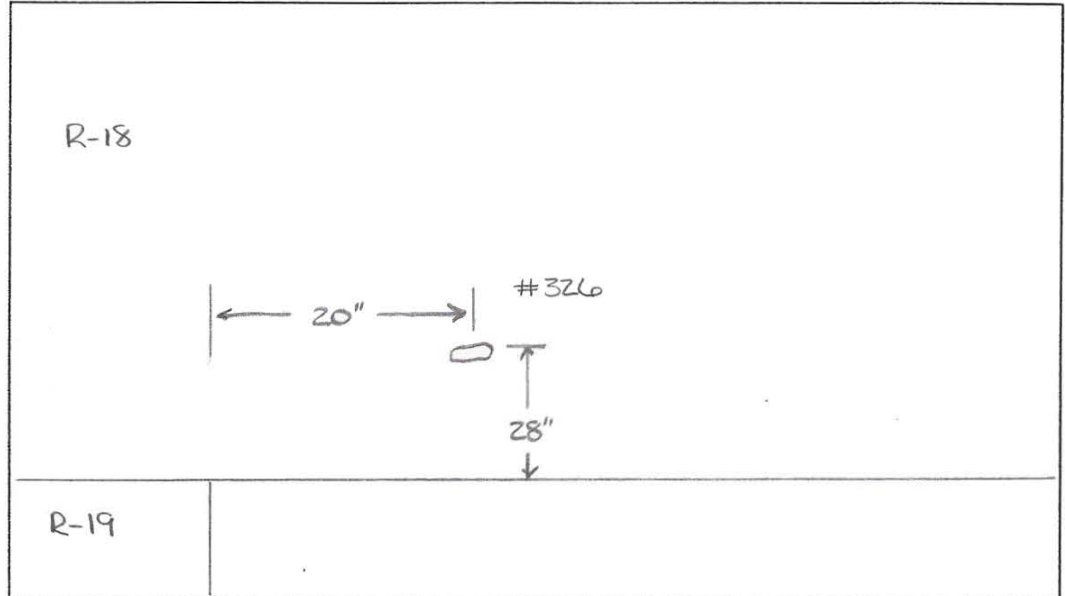
TANK # 6 - QUADRANT D
***Nominal Plate Thickness: 0.250"**

Tank Section: BARREL
 Quadrant: D

Vertical Drop #: 13
 Row #: 18

Course:
 Plate #:

326 - TS GOUGE
 0.200" Remaining

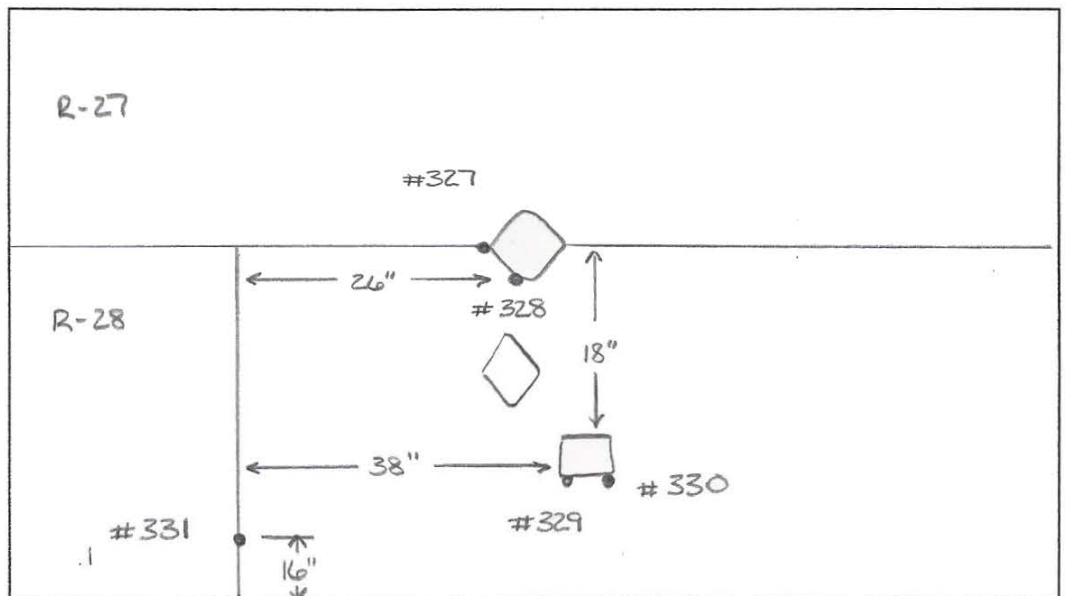


Tank Section: BARREL
 Quadrant: D

Vertical Drop #: 14
 Row #: 28

Course:
 Plate #:

- 327 - Pinhole 1/32" DIA.
0.190" S.W.
- 328 - Pinhole 1/32" DIA.
0.190" S.W.
- 329 - Pinhole 1/32" DIA.
0.140" S.W.
- 330 - Pinhole 1/32" DIA.
0.140" S.W.
- 331 - Pinhole 1/32" DIA.
0.190" S.W.



LOWER DOME

Drawing is not to scale

Date 4/19/06

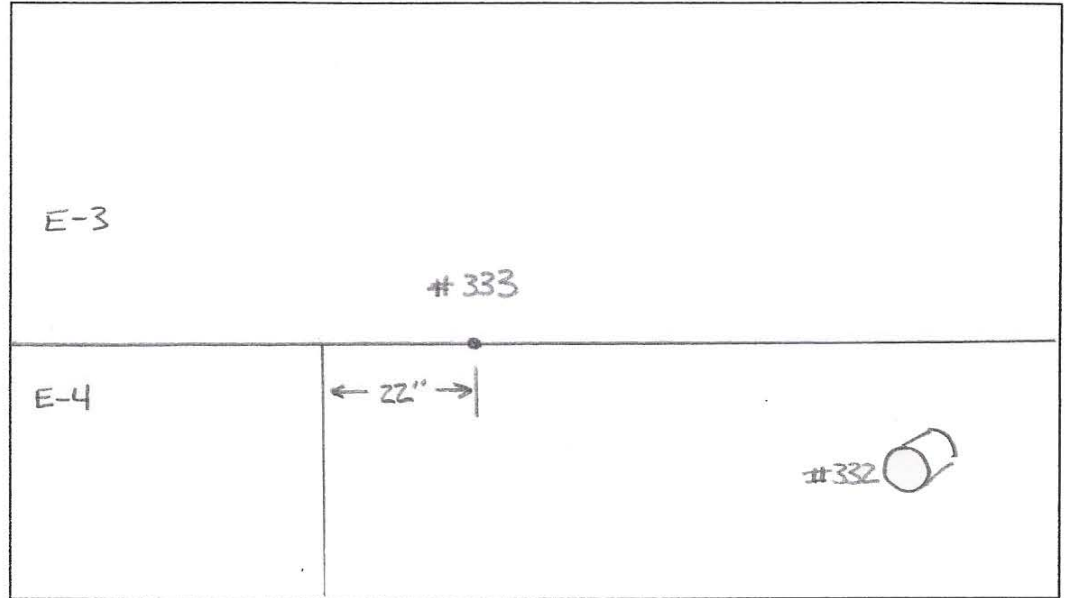
TANK # 6 - QUADRANT □
 *Nominal Plate Thickness: 0.250"

Tank Section: BARREL
 Quadrant: □

Vertical Drop #: 14
 Row #: E-4

Course:
 Plate #:

332 - UC NOZZLE
 0.170" Remaining
 333 - Pinhole 1/32" DIA.
 NO S.W.

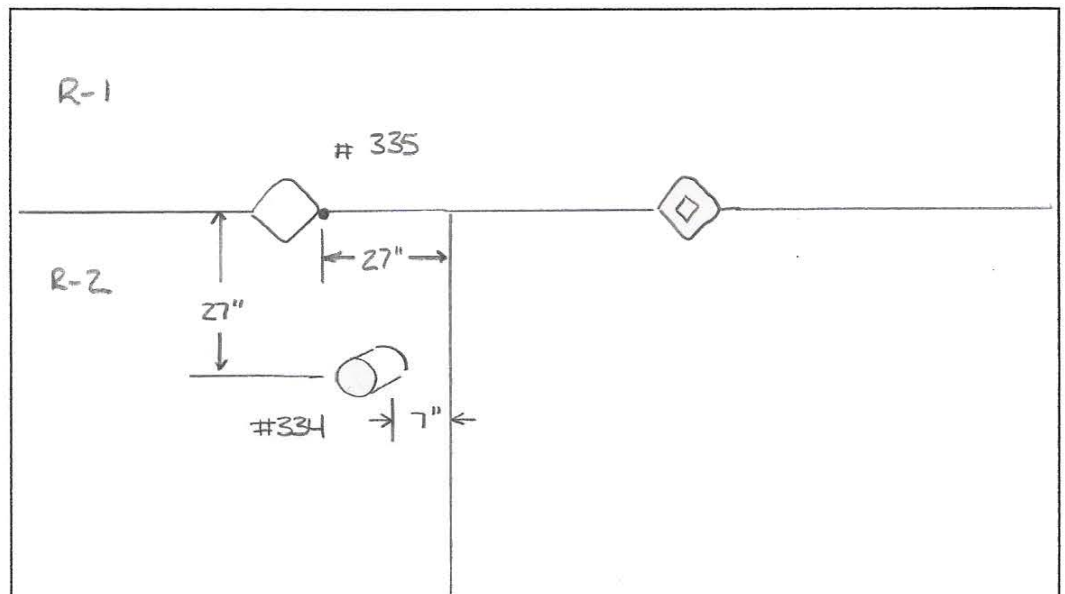


Tank Section: BARREL
 Quadrant: □

Vertical Drop #: 14
 Row #: 2

Course:
 Plate #:

334 - UC NOZZLE
 0.180" Remaining
 335 - Pinhole 1/32" DIA.
 NO Detect



Drawing is not to scale

Date 4/19/06

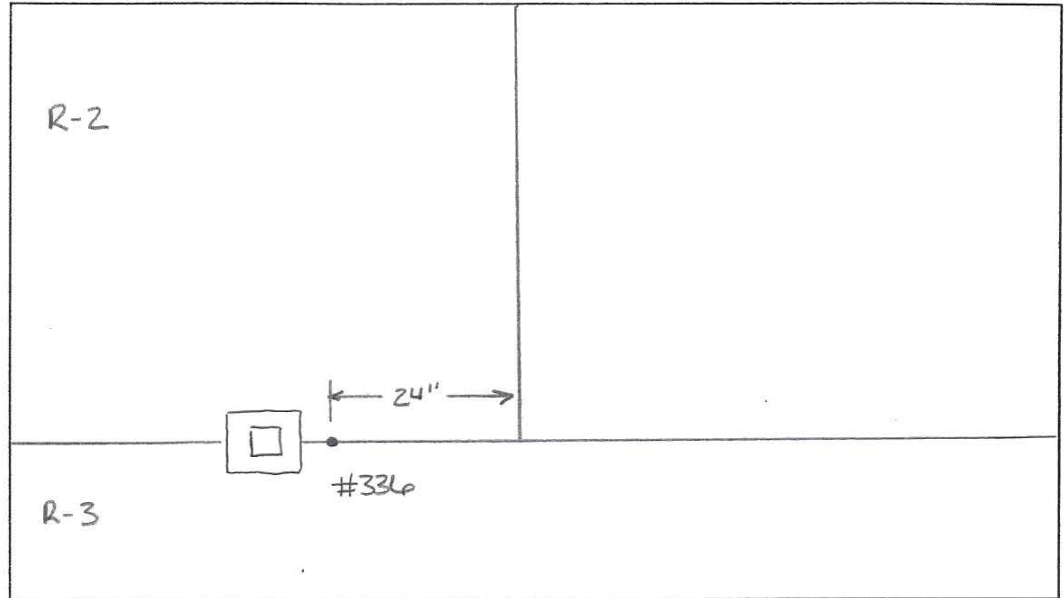
TANK # 6 - QUADRANT D
 *Nominal Plate Thickness: 0.250"

Tank Section: BARREL
 Quadrant: D

Vertical Drop #: 14
 Row #: 2

Course:
 Plate #:

336 - Pinhole 1/32" DIA.
 0.180" S.W.



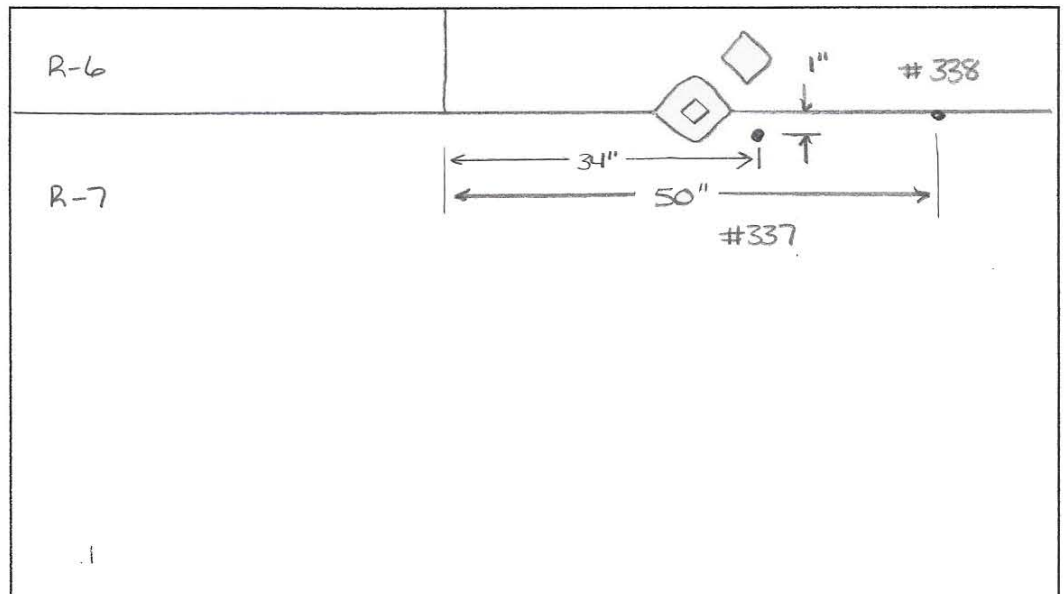
Tank Section: BARREL
 Quadrant: D

Vertical Drop #: 14
 Row #: 7

Course:
 Plate #:

337 - Pinhole 1/32" DIA.
 0.220" S.W.

338 - Pinhole 1/32" DIA.
 0.170" S.W.



Drawing is not to scale

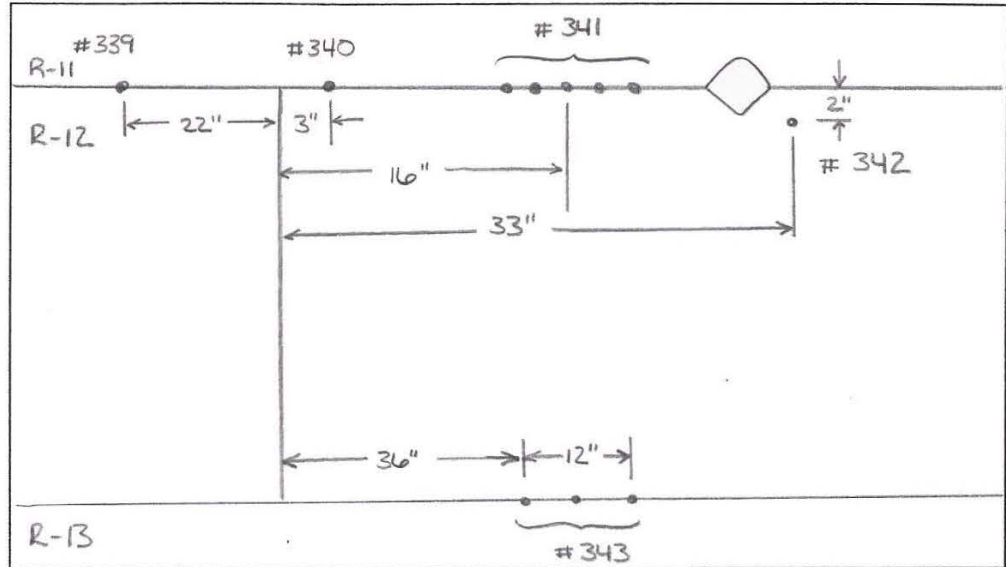
Date 4/19/06

TANK # 6 - QUADRANT D
 *Nominal Plate Thickness: 0.250"

Tank Section: BARREL
 Quadrant: D

Vertical Drop #: 14
 Row #: 12

Course:
 Plate #:



339 - Pinhole 1/32" DIA.
 0.170" S.W.

340 - Pinhole 1/32" DIA.
 0.190" S.W.

341 - Pinhole CLUSTER
 0.170" S.W.

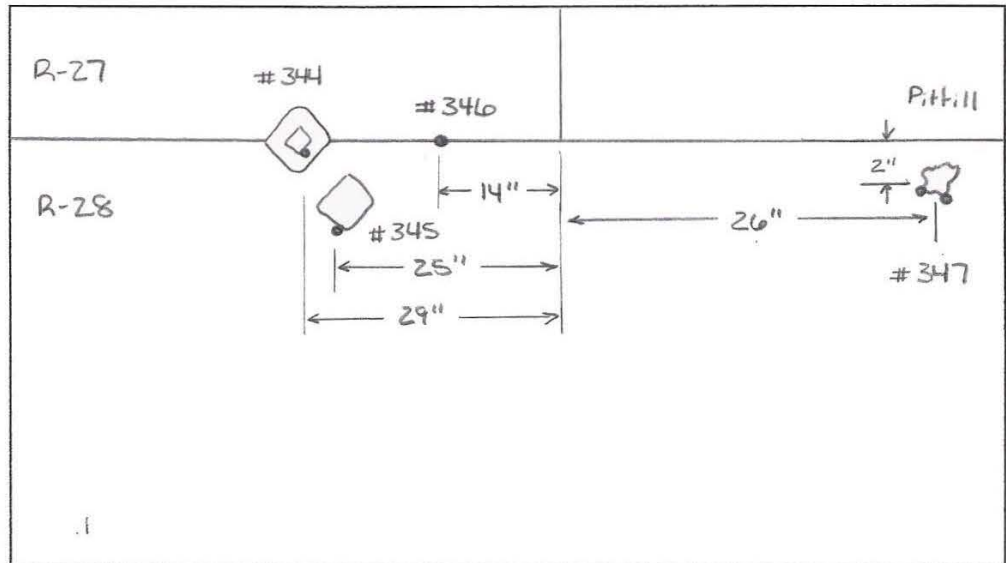
342 - Pinhole 1/32" DIA.
 0.220" S.W.

343 - Pinhole CLUSTER
 0.170" S.W.

Tank Section: BARREL
 Quadrant: D

Vertical Drop #: 15
 Row #: 28

Course:
 Plate #:



344 - Pinhole 1/32" DIA.
 NO S.W.

345 - Pinhole 1/32" DIA.
 0.170" S.W.

346 - Pinhole 1/32" DIA.
 0.170" S.W.

347A - Pinhole 1/32" DIA.
 0.170" S.W.

347B - Pinhole 1/32" DIA.
 0.170" S.W.

Drawing is not to scale

Date 4/19/06

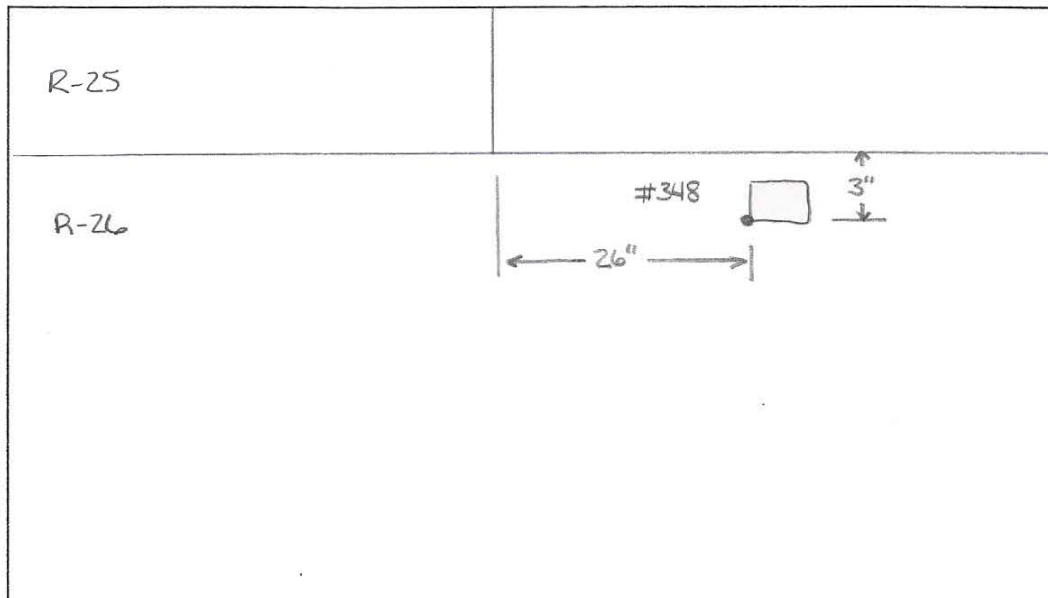
TANK # 6 - QUADRANT D
 *Nominal Plate Thickness: 0.250"

Tank Section: BARREL
 Quadrant: D

Vertical Drop #: 15
 Row #: 26

Course:
 Plate #:

348 - Pinhole 1/32" DIA.
 NO Defect

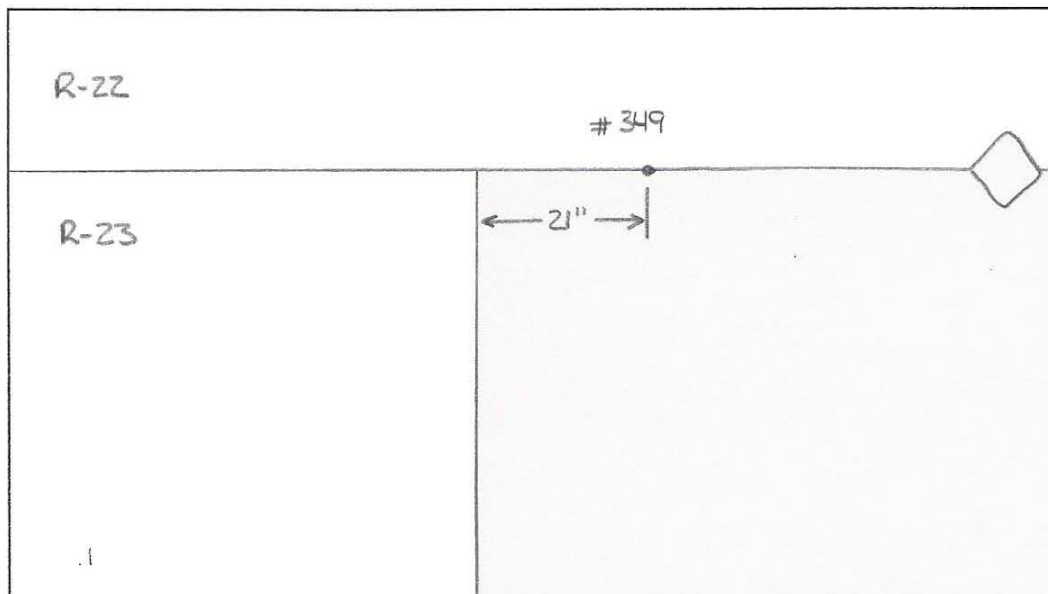


Tank Section: BARREL
 Quadrant: D

Vertical Drop #: 15
 Row #: 23

Course:
 Plate #:

349 - Pinhole 1/32" DIA.
 0.190" S.W.



Drawing is not to scale

Date 4/20/06

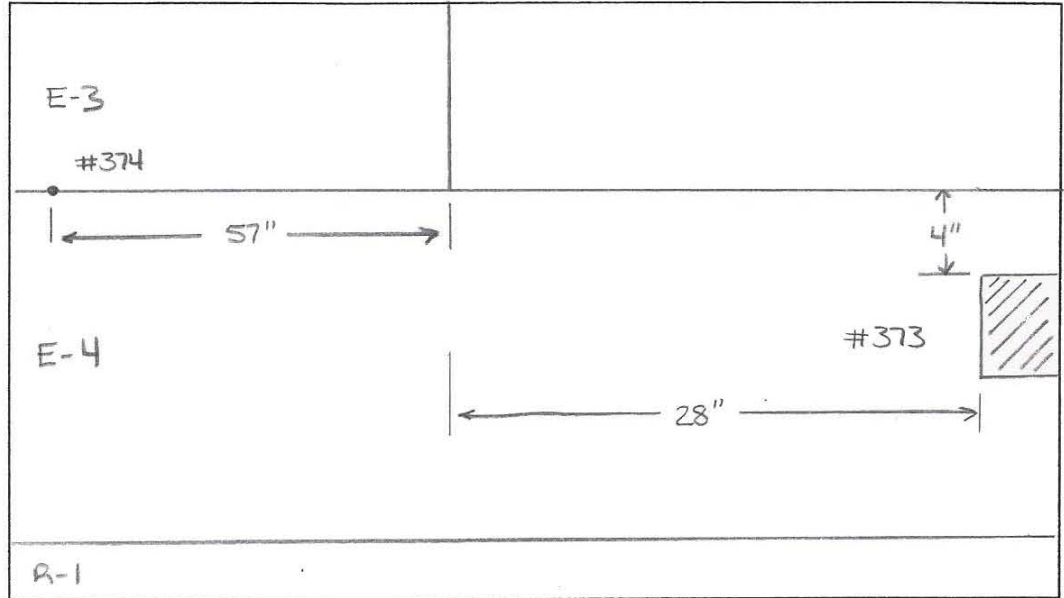
TANK # 6 - QUADRANT D
 *Nominal Plate Thickness: 0.250"

Tank Section: BARREL
 Quadrant: D

Vertical Drop #: 15
 Row #: E-4

Course:
 Plate #:

373 - UC
 0.200" Remaining
 374 - Pinhole 1/32" DIA.
 NO S.W.

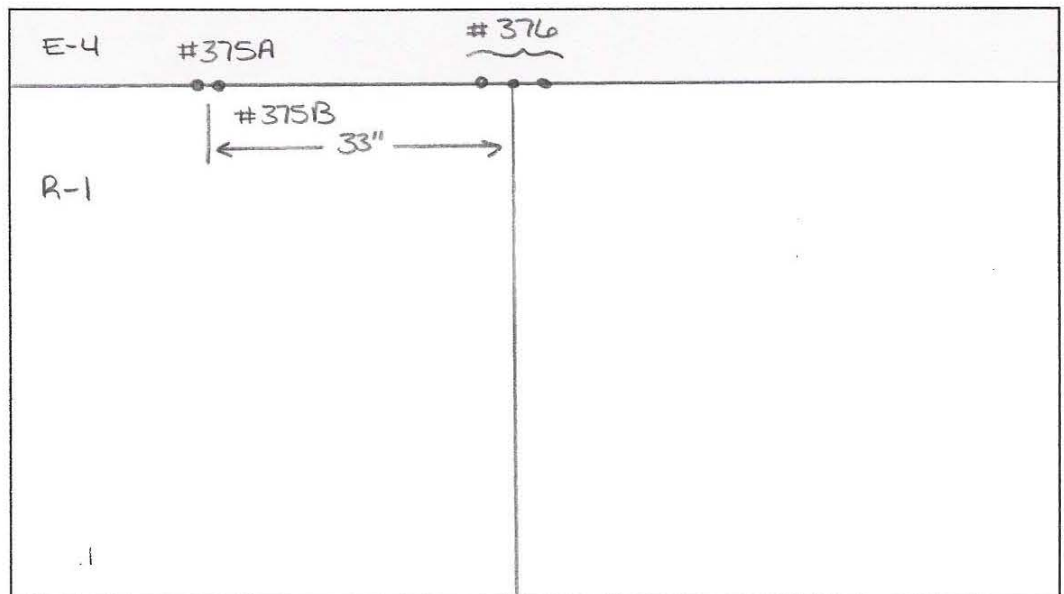


Tank Section: BARREL
 Quadrant: D

Vertical Drop #: 15
 Row #: 1

Course:
 Plate #:

375A - Pinhole 1/32" DIA.
 NO S.W.
 375B - Pinhole 1/32" DIA.
 NO S.W.
 376 - Pinhole CLUSTER
 0.180" S.W.



Drawing is not to scale

Date 4/20/06

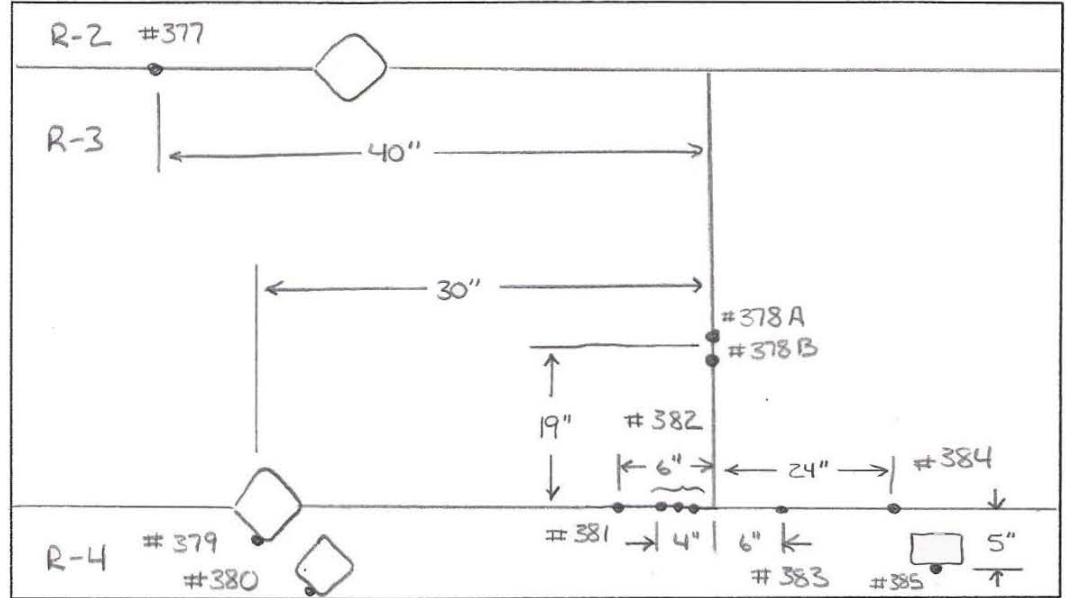
TANK # 6 - QUADRANT D
 *Nominal Plate Thickness: 0.250"

Tank Section: BARREL
 Quadrant: D

Vertical Drop #: 15
 Row #: 3

Course:
 Plate #:

- 377 - Pinhole 1/32" DIA.
0.180" S.W.
- 378A - Pinhole 1/32" DIA.
0.170" S.W.
- 378B - Pinhole 1/32" DIA.
0.170" S.W.
- 379 - Pinhole 1/32" DIA.
0.180" S.W.
- 380 - Pinhole 1/32" DIA.
0.180" S.W.
- 381 - Pinhole 1/32" DIA.
0.160" S.W.
- 382 - Pinhole Cluster
0.170" S.W.



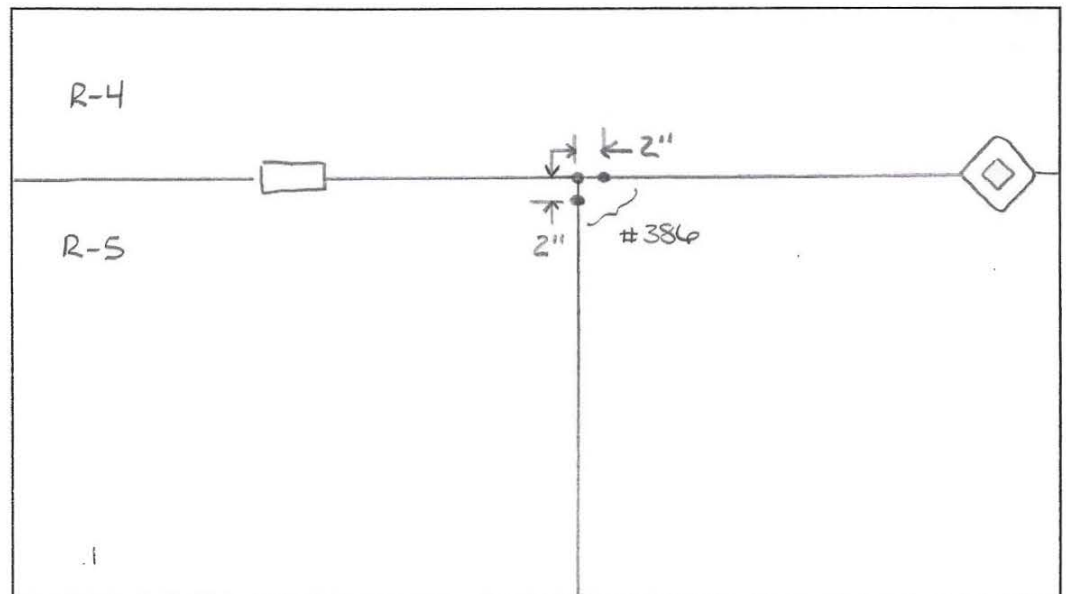
- 383 - pinhole 1/32" DIA.
0.170" S.W.
- 384 - pinhole 1/32" DIA.
0.200" S.W.
- 385 - Pinhole 1/32" DIA.
0.200" S.W.

Tank Section: BARREL
 Quadrant: D

Vertical Drop #: 15
 Row #: 5

Course:
 Plate #:

- 386 - Pinhole Cluster
0.170" S.W.



Drawing is not to scale

Date 4/20/06

TANK # 6 - QUADRANT D
 *Nominal Plate Thickness: 0.250"

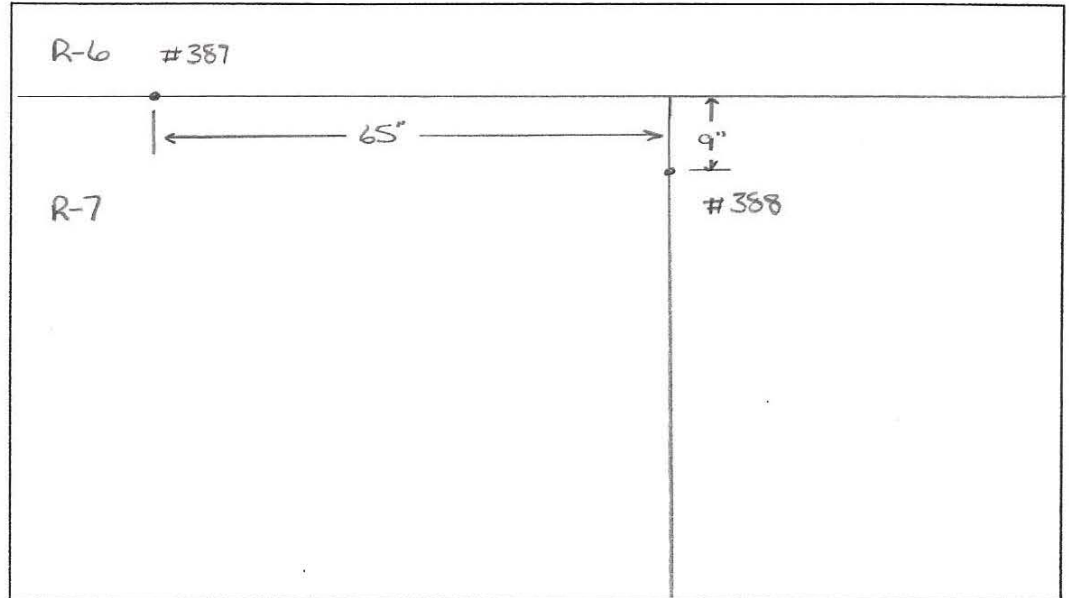
Tank Section: BARREL
 Quadrant: D

Vertical Drop #: 15
 Row #: 7

Course:
 Plate #:

387 - Pinhole 1/32" DIA.
 0.170" S.W.

388 - Pinhole 1/32" DIA.
 0.180" S.W.

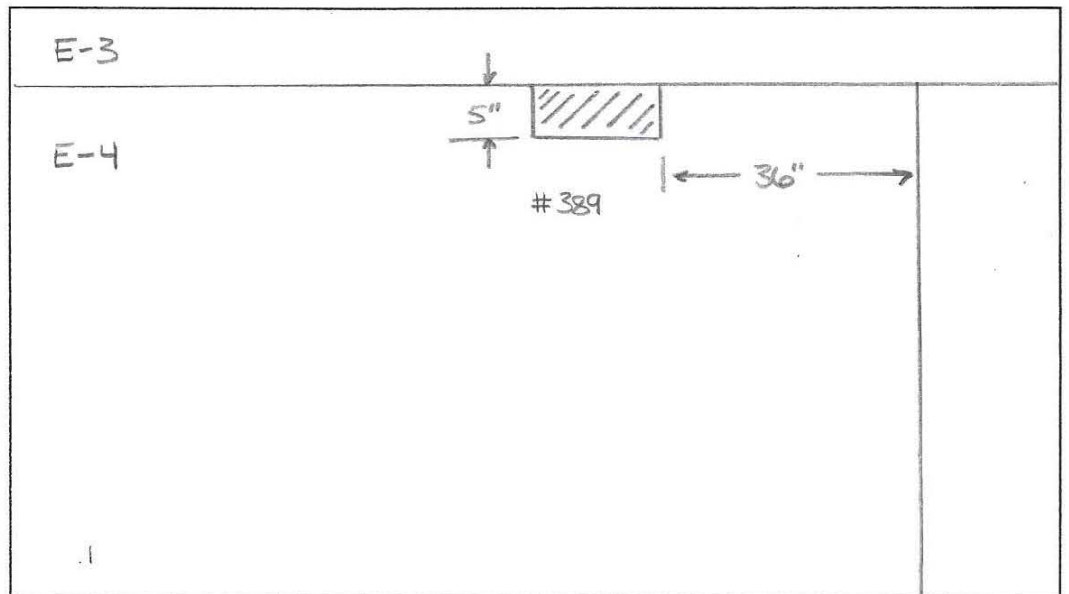


Tank Section: BARREL
 Quadrant: D

Vertical Drop #: 16
 Row #: E-4

Course:
 Plate #:

389 - UC
 0.160" Remaining



Drawing is not to scale

Date 4/20/06

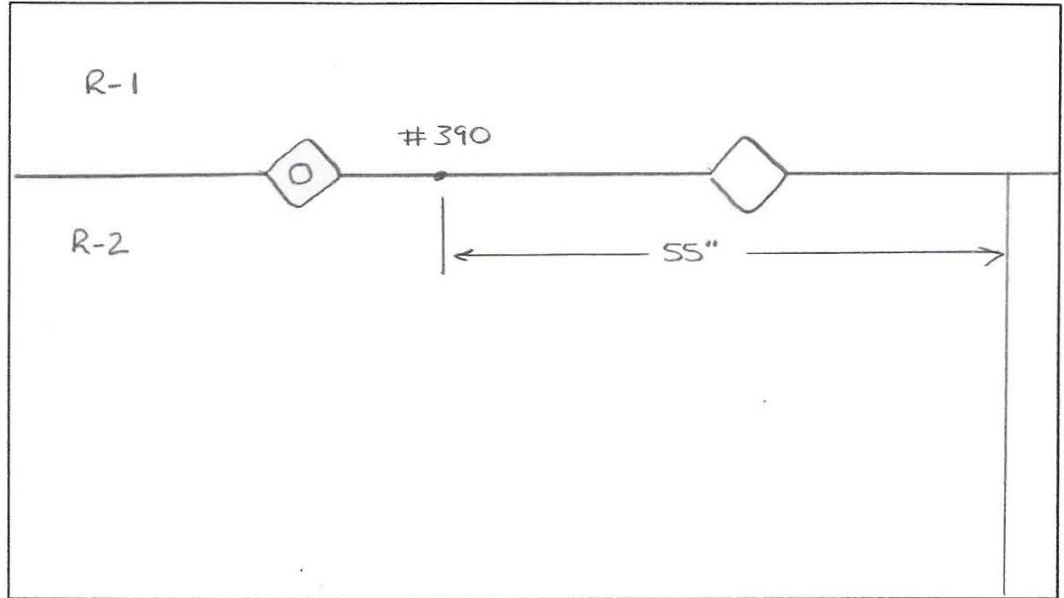
TANK # 6 - QUADRANT D
 *Nominal Plate Thickness: 0.250"

Tank Section: BARREL
 Quadrant: D

Vertical Drop #: 16
 Row #: 2

Course:
 Plate #:

390 - Pinhole 1/32" DIA.
 0.160" S.W.

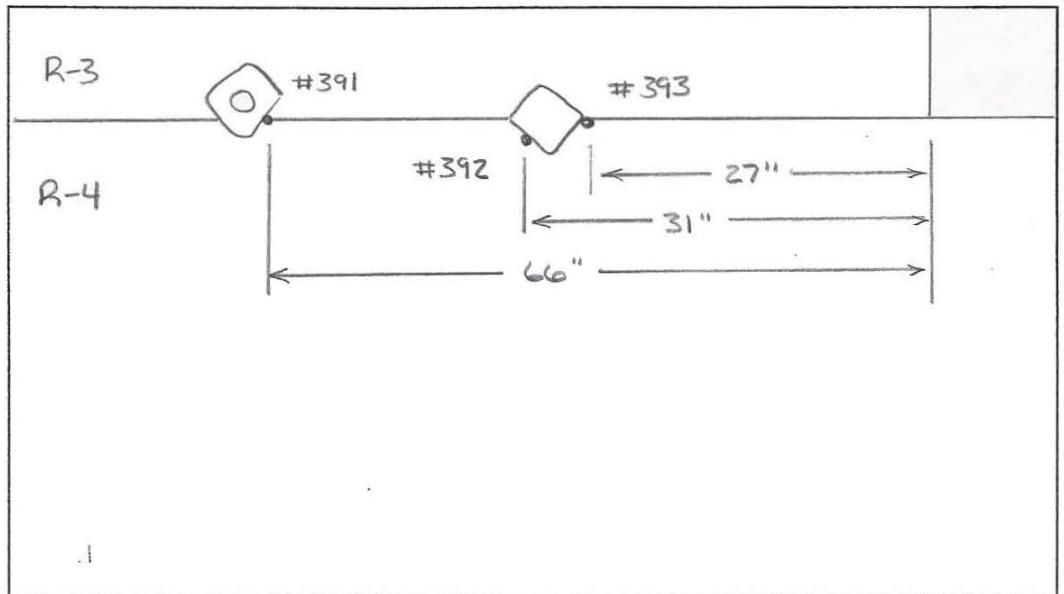


Tank Section: BARREL
 Quadrant: D

Vertical Drop #: 16
 Row #: 4

Course:
 Plate #:

391 - Pinhole 1/32" DIA.
 0.200" S.W.
 392 - Pinhole 1/32" DIA.
 0.170" S.W.
 393 - Pinhole 1/32" DIA.
 0.170" S.W.



Drawing is not to scale

Date 4/20/06

TANK # 6 - QUADRANT \square
 *Nominal Plate Thickness: 0.250"

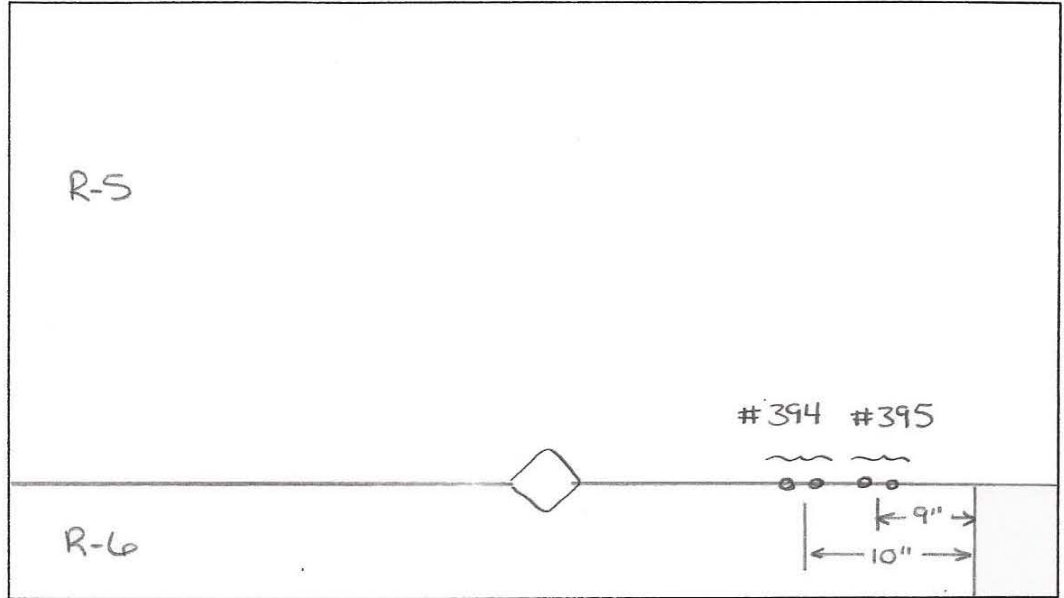
Tank Section: BARREL
 Quadrant: \square

Vertical Drop #: 16
 Row #: 5

Course:
 Plate #:

394 - Pinhole Cluster
 0.180" S.W.

395 - Pinhole Cluster
 0.180" S.W.



Tank Section: BARREL
 Quadrant: \square

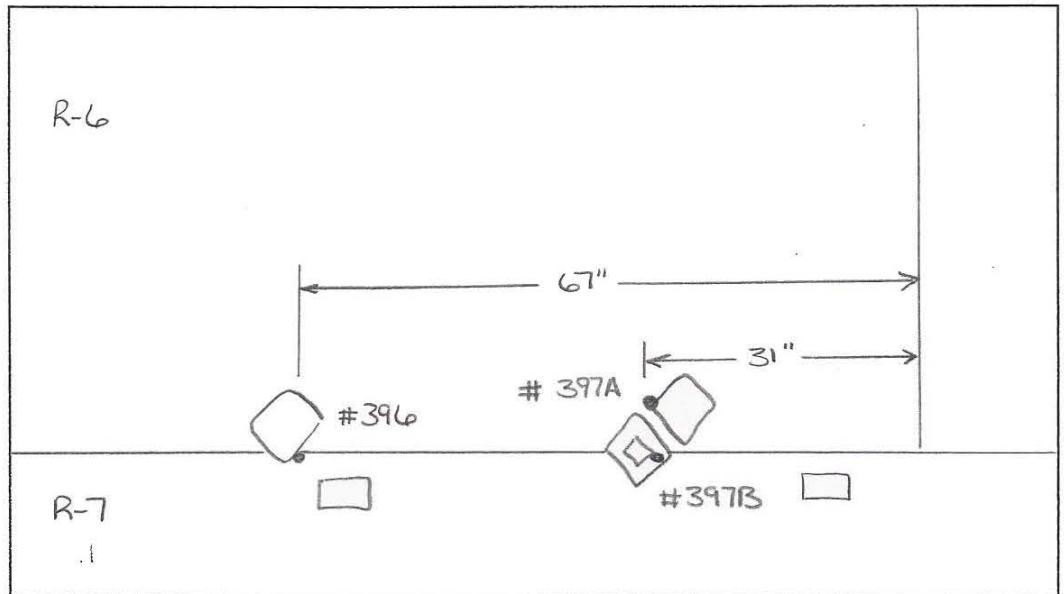
Vertical Drop #: 16
 Row #: 6

Course:
 Plate #:

396 - Pinhole 1/32" DIA.
 0.180" S.W.

397A - Pinhole 1/32" DIA.
 NO S.W.

397B - Pinhole 1/32" DIA.
 NO S.W.



Drawing is not to scale

Date 4/20/06

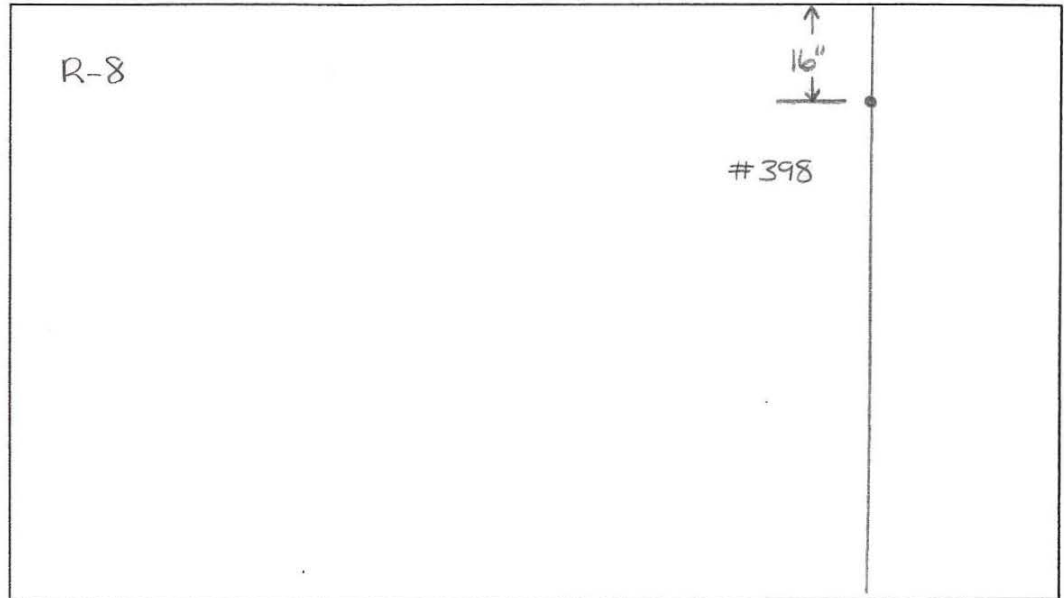
TANK # 6 - QUADRANT D
***Nominal Plate Thickness: 0.250"**

Tank Section: BARREL
Quadrant: D

Vertical Drop #: 16
Row #: 8

Course:
Plate #:

398 - Pinhole 1/32" DIA
0.180" S.W.

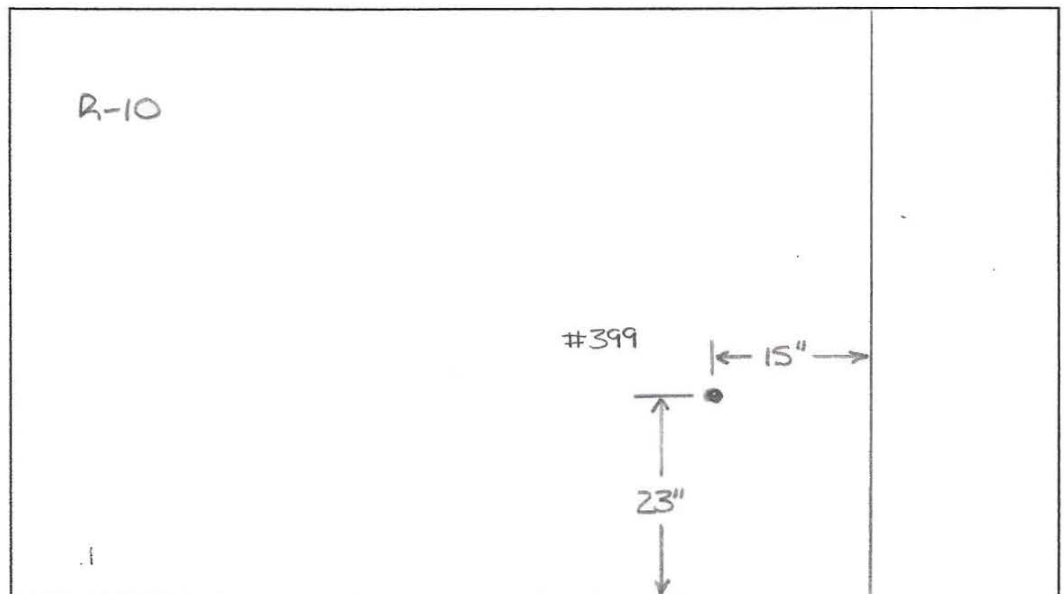


Tank Section: BARREL
Quadrant: D

Vertical Drop #: 16
Row #: 10

Course:
Plate #:

399 - TS Pitting
0.200" Remaining



Drawing is not to scale

Date 4/20/06

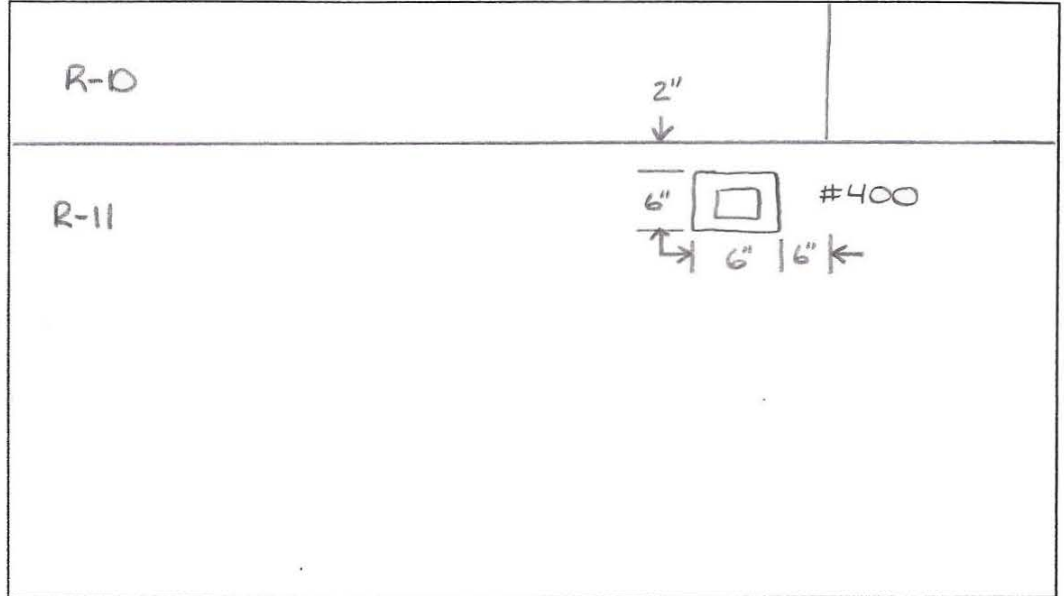
TANK # 6 - QUADRANT D
 *Nominal Plate Thickness: 0.250"

Tank Section: BARREL
 Quadrant: D

Vertical Drop #: 16
 Row #: 11

Course:
 Plate #:

400-UC PATCH PLATE
 0.168" Remaining

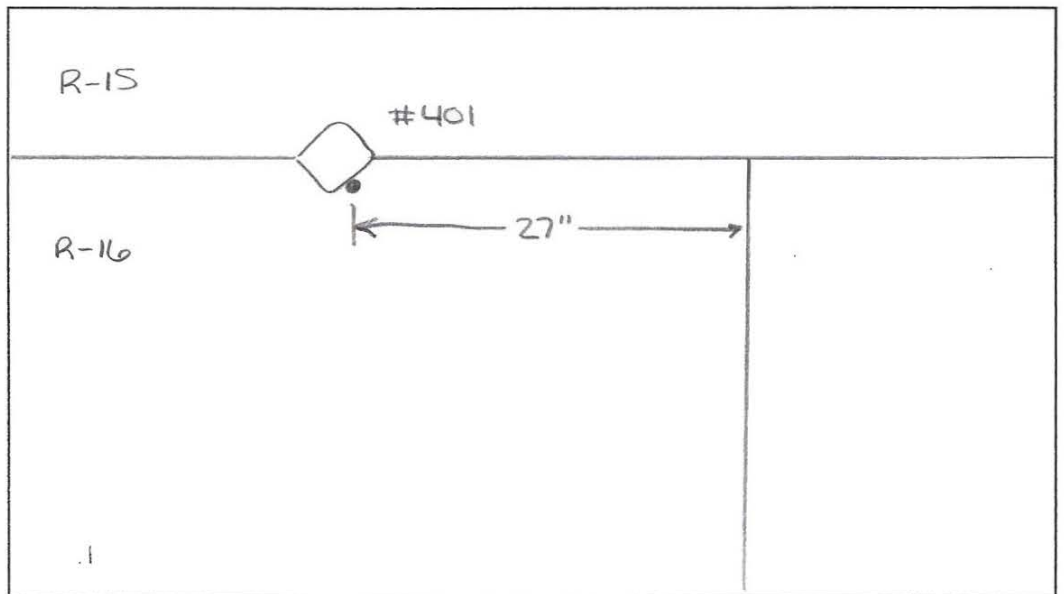


Tank Section: BARREL
 Quadrant: D

Vertical Drop #: 16
 Row #: 16

Course:
 Plate #:

401 - Pinhole 1/32" DIA
 0.220" S.W.



Drawing is not to scale

Date 4/20/06

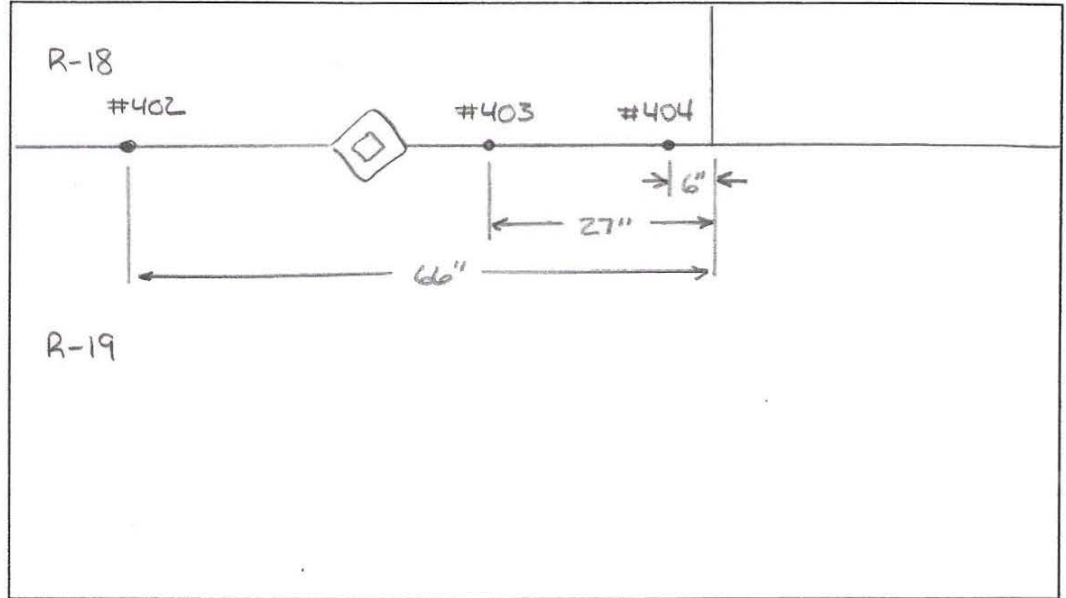
TANK # 6 - QUADRANT ▽
 *Nominal Plate Thickness: 0.250"

Tank Section: BARREL
 Quadrant: D

Vertical Drop #: 16
 Row #: 19

Course:
 Plate #:

- 402 - Pinhole 1/32" DIA.
0.200" S.W.
- 403 - Pinhole 1/32" DIA.
0.185" S.W.
- 404 - Pinhole 1/32" DIA.
0.180" S.W.

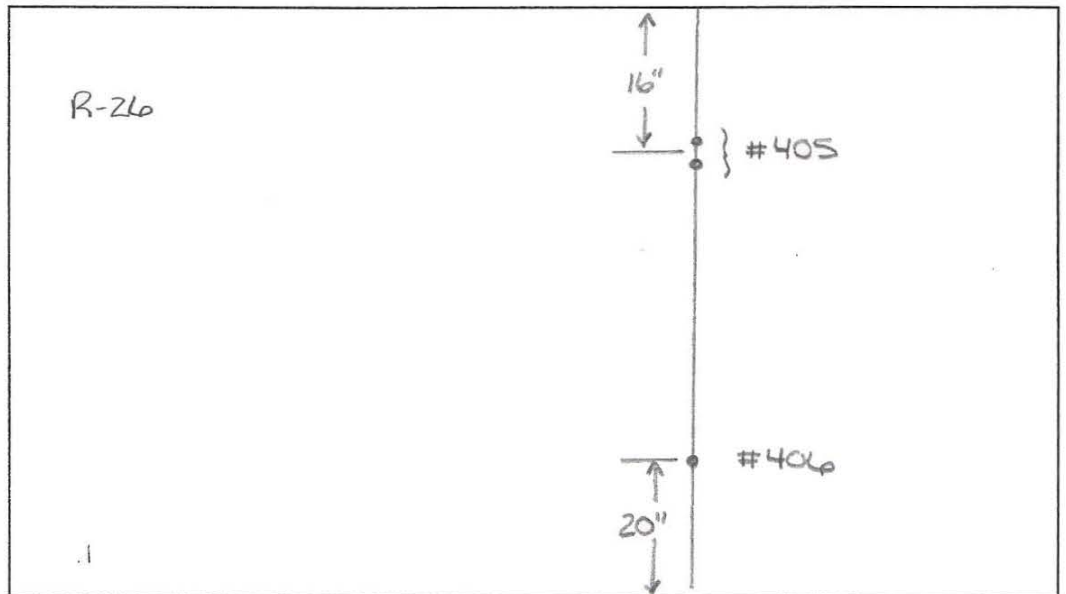


Tank Section: BARREL
 Quadrant: D

Vertical Drop #: 16
 Row #: 26

Course:
 Plate #:

- 405 - Pinhole Cluster
0.180" S.W.
- 406 - Pinhole 1/32" DIA.
0.180" S.W.



Drawing is not to scale

Date 4/20/06

TANK # 6 - QUADRANT □
 *Nominal Plate Thickness: 0.250"

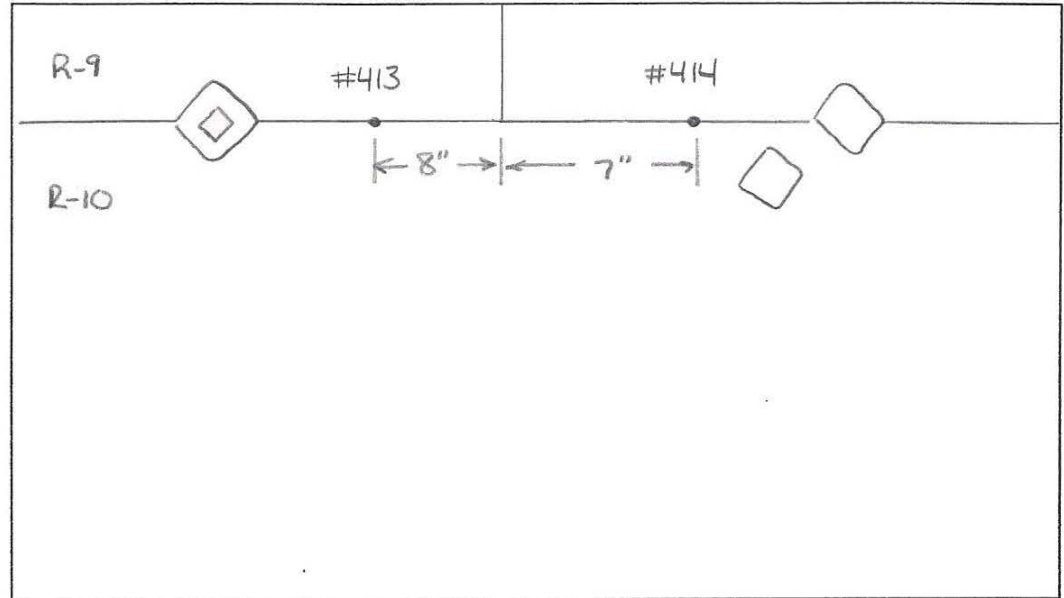
Tank Section: BARREL
 Quadrant: □

Vertical Drop #: 17
 Row #: 10

Course:
 Plate #:

413 - Pinhole 1/32" DIA.
 0.190" S.W.

414 - Pinhole 1/32" DIA.
 0.160" S.W.



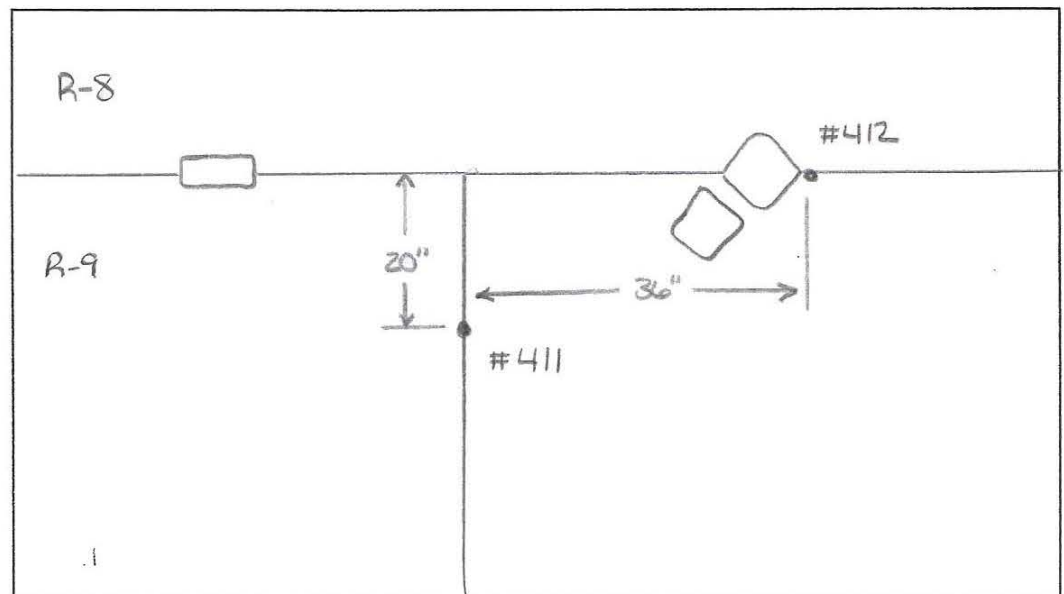
Tank Section: BARREL
 Quadrant: □

Vertical Drop #: 17
 Row #: 9

Course:
 Plate #:

411 - pinhole 1/32" DIA.
 0.170" S.W.

412 - pinhole 1/32" DIA.
 0.190" S.W.



Drawing is not to scale

Date 4/20/06

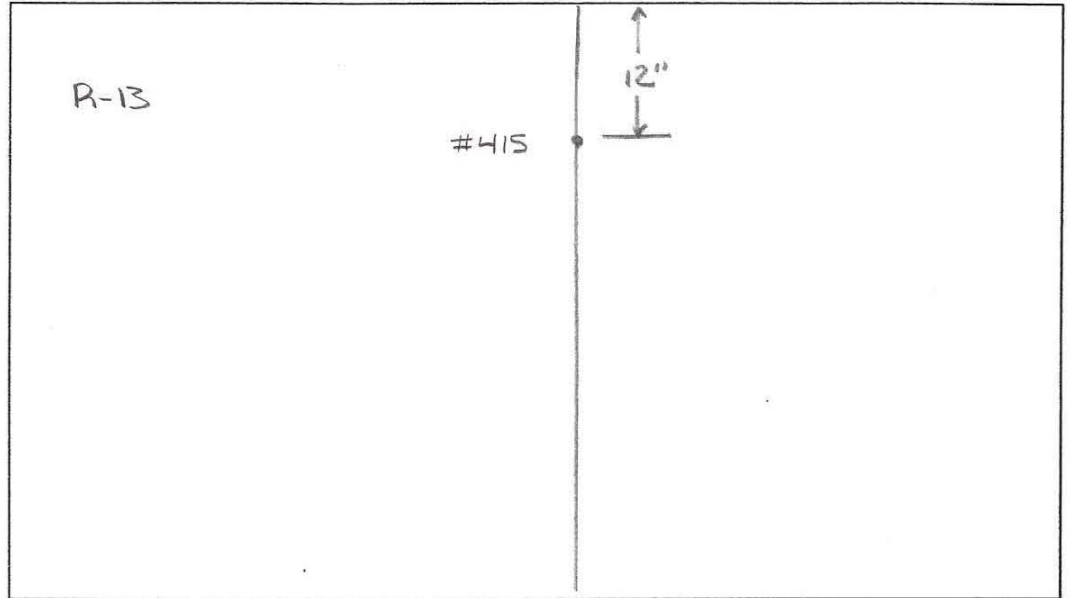
TANK # 6 - QUADRANT \square
*Nominal Plate Thickness: 0.250"

Tank Section: BARREL
Quadrant: \square

Vertical Drop #: 17
Row #: 13

Course:
Plate #:

415 - Pinhole 1/32" DIA.
0.200" S.W.

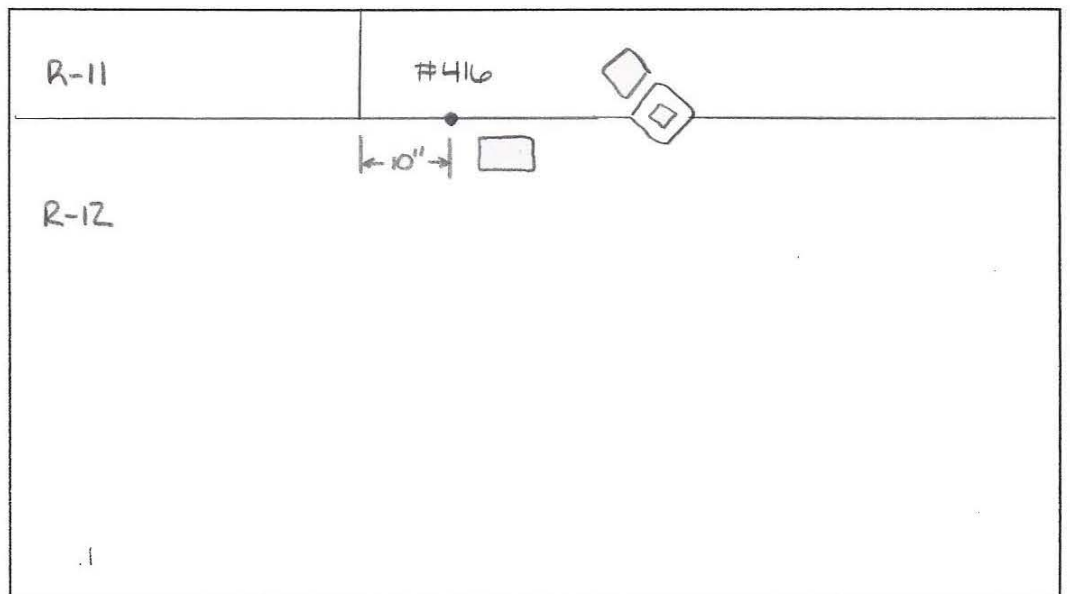


Tank Section: BARREL
Quadrant: \square

Vertical Drop #: 17
Row #: 12

Course:
Plate #:

416 - Pinhole 1/32" DIA.
0.190" S.W.



Drawing is not to scale

Date 4/20/06

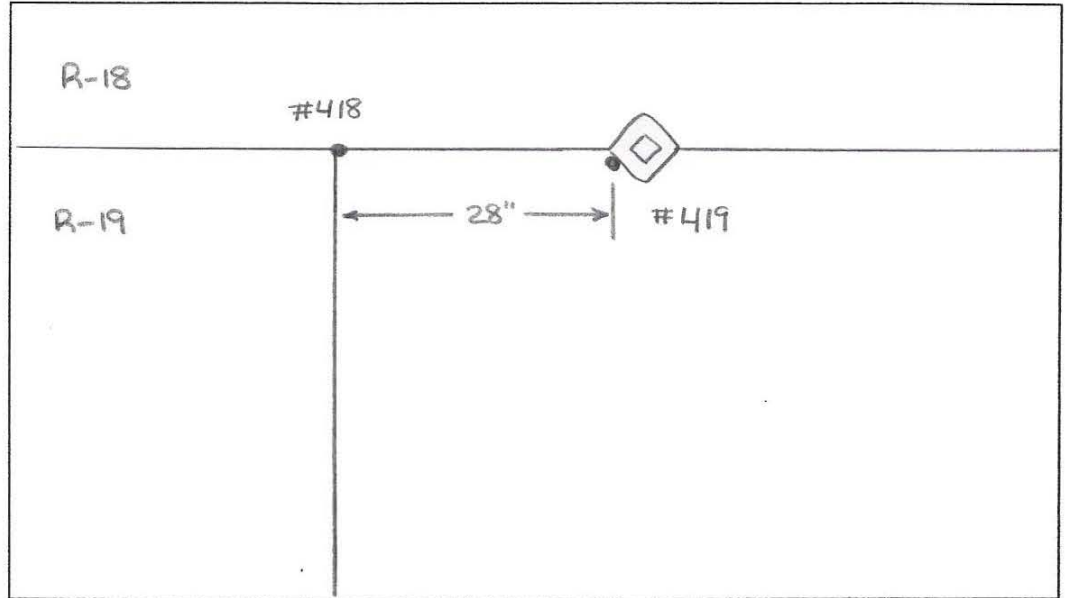
TANK # 6 - QUADRANT D
***Nominal Plate Thickness: 0.250"**

Tank Section: BARREL
Quadrant: D

Vertical Drop #: 17
Row #: 19

Course:
Plate #:

- 418 - Pinhole 1/32" DIA.
0.190" S.W.
- 419 - Pinhole 1/32" DIA.
0.180" S.W.

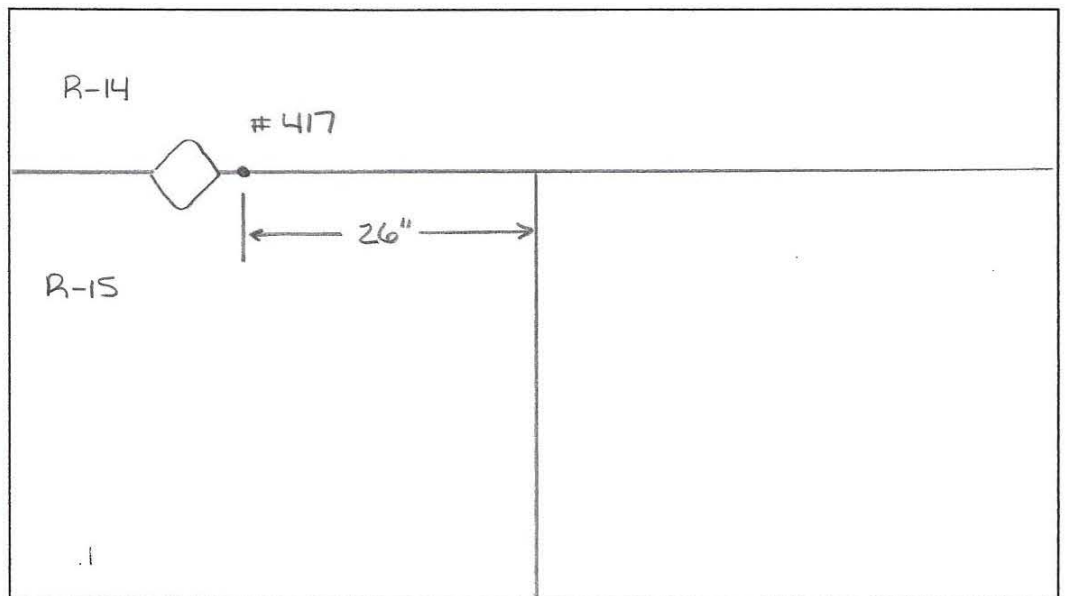


Tank Section: BARREL
Quadrant: D

Vertical Drop #: 17
Row #: 15

Course:
Plate #:

- 417 - Pinhole 1/32" DIA.
0.200" S.W.



Drawing is not to scale

Date 4/20/06

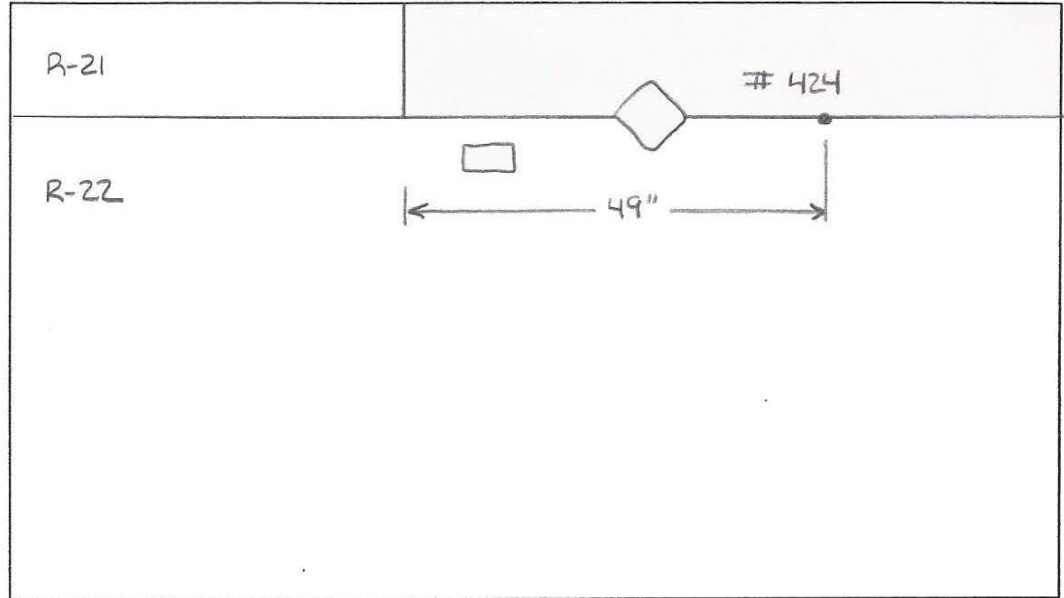
TANK # 6 - QUADRANT D
***Nominal Plate Thickness: 0.250"**

Tank Section: BARREL
 Quadrant: D

Vertical Drop #: 17
 Row #: 22

Course:
 Plate #:

424 - Pinhole 1 1/32" DIA.
 0.180" S.W.

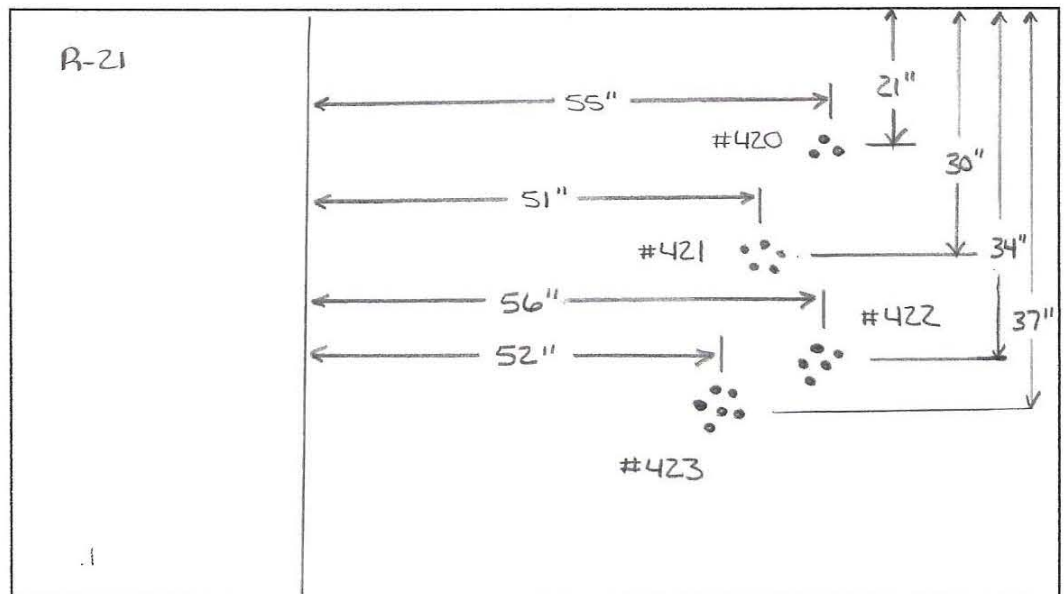


Tank Section: BARREL
 Quadrant: D

Vertical Drop #: 17
 Row #: 21

Course:
 Plate #:

420 - Pinhole Cluster
 0.190" S.W.
 421 - Pinhole Cluster
 0.190" S.W.
 422 - Pinhole Cluster
 0.190" S.W.
 423 - Pinhole Cluster
 0.190" S.W.



Drawing is not to scale

Date 4/20/06

TANK # 6 - QUADRANT D
 *Nominal Plate Thickness: 0.250"

Tank Section: BARREL
 Quadrant: D

Vertical Drop #: 16
 Row #: 28

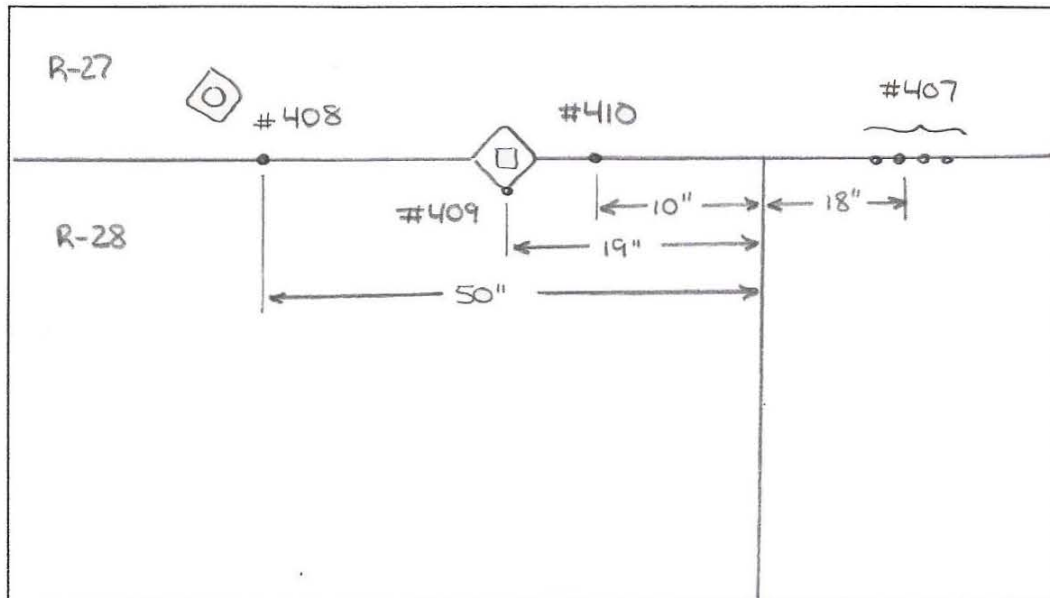
Course:
 Plate #:

407 - Pinhole Cluster
 0.180" S.W.

408 - Pinhole 1/32" DIA.
 NO S.W.

409 - Pinhole 1/32" DIA.
 NO S.W.

410 - Pinhole 1/32" DIA.
 0.180" S.W.

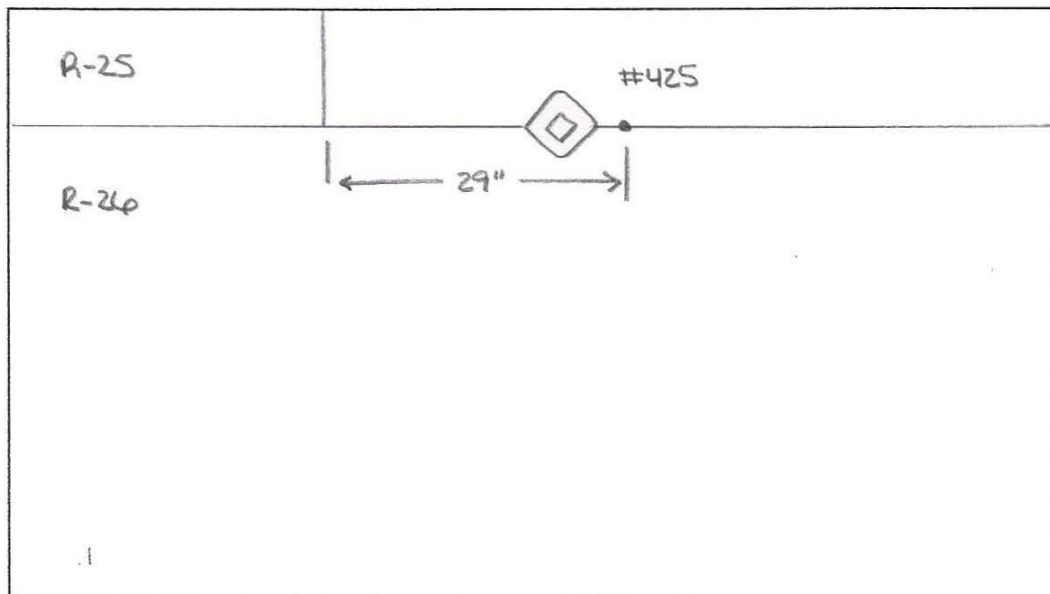


Tank Section: BARREL
 Quadrant: D

Vertical Drop #: 17
 Row #: 26

Course:
 Plate #:

425 - Pinhole 1/32" DIA.
 0.180" S.W.



Drawing is not to scale

Date 4/21/06

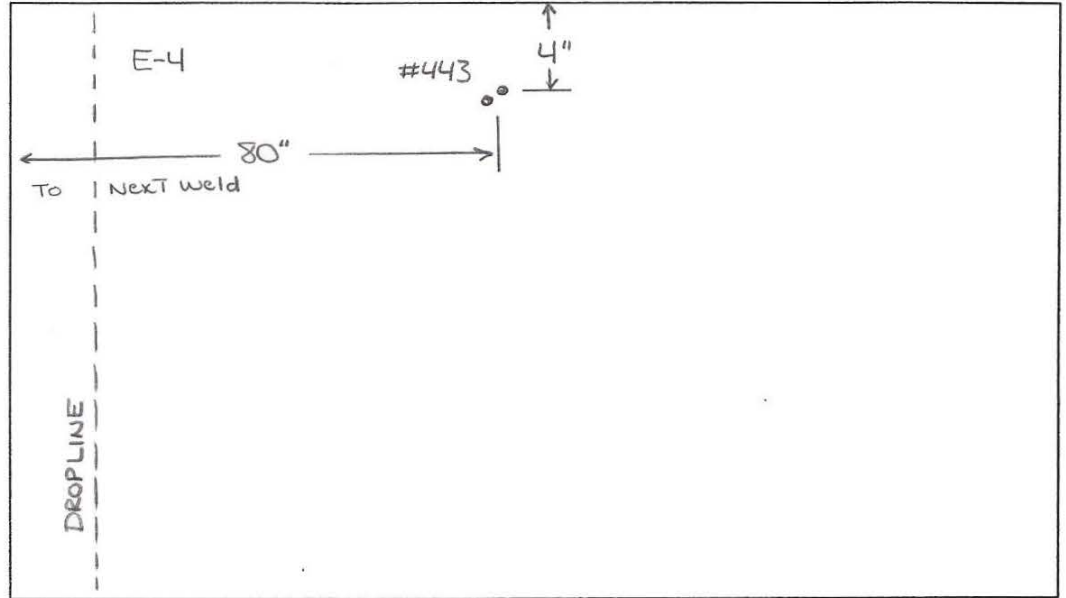
TANK # 6 - QUADRANT D
 *Nominal Plate Thickness: 0.250"

Tank Section: BARREL
 Quadrant: D

Vertical Drop #: 17
 Row #: E-4

Course:
 Plate #:

443 - Pinhole Cluster
 0.190" S.W.



Tank Section: BARREL
 Quadrant: D

Vertical Drop #: 17
 Row #: 4

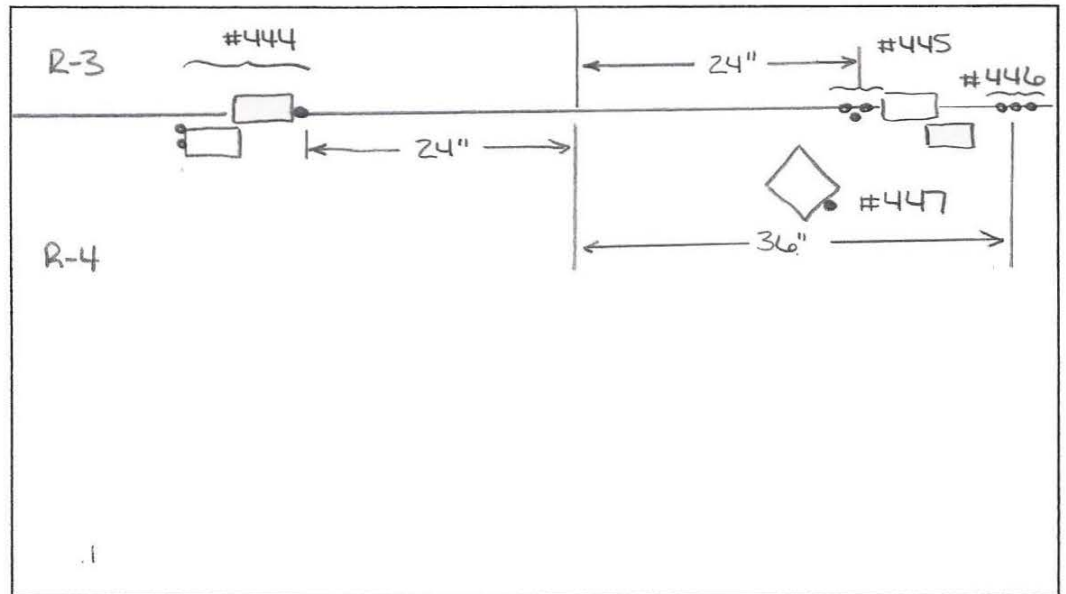
Course:
 Plate #:

444 - Pinhole Cluster
 0.170" S.W.

445 - Pinhole Cluster
 0.180" S.W.

446 - Pinhole Cluster
 0.160" S.W.

447 - TS Pitting
 0.190" Remaining



Drawing is not to scale

Date 4/21/06

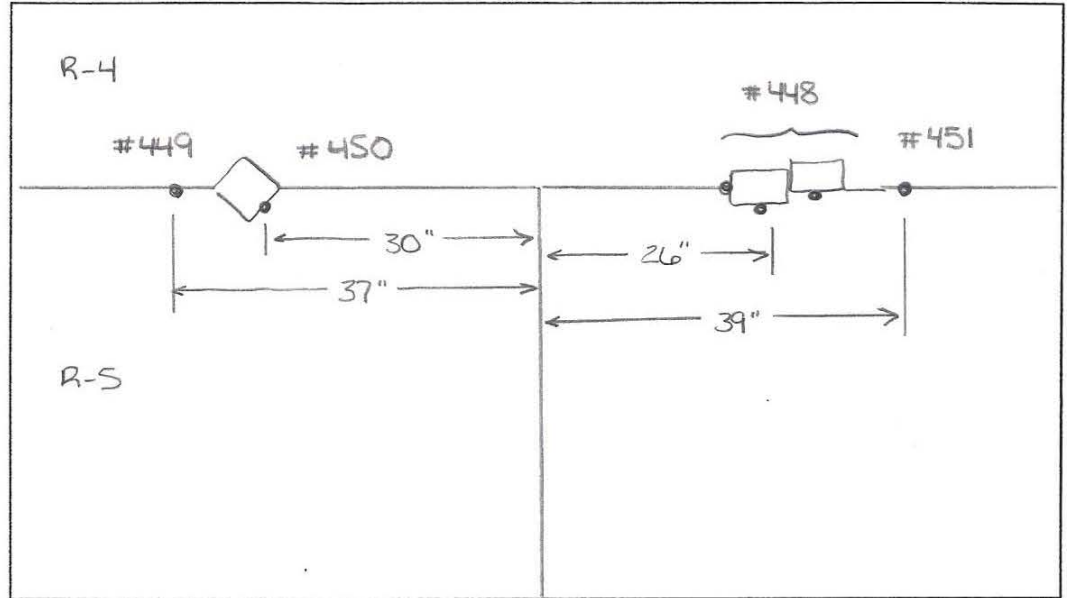
TANK # 6 - QUADRANT D
 *Nominal Plate Thickness: 0.250"

Tank Section: BARREL
 Quadrant: D

Vertical Drop #: 17
 Row #: 5

Course:
 Plate #:

- 448 - Pinhole Cluster
0.140" S.W.
- 449 - Pinhole 1/32" DIA.
0.170" S.W.
- 450 - Pinhole 1/32" DIA.
0.170" S.W.
- 451 - Pinhole 1/32" DIA.
0.160" S.W.

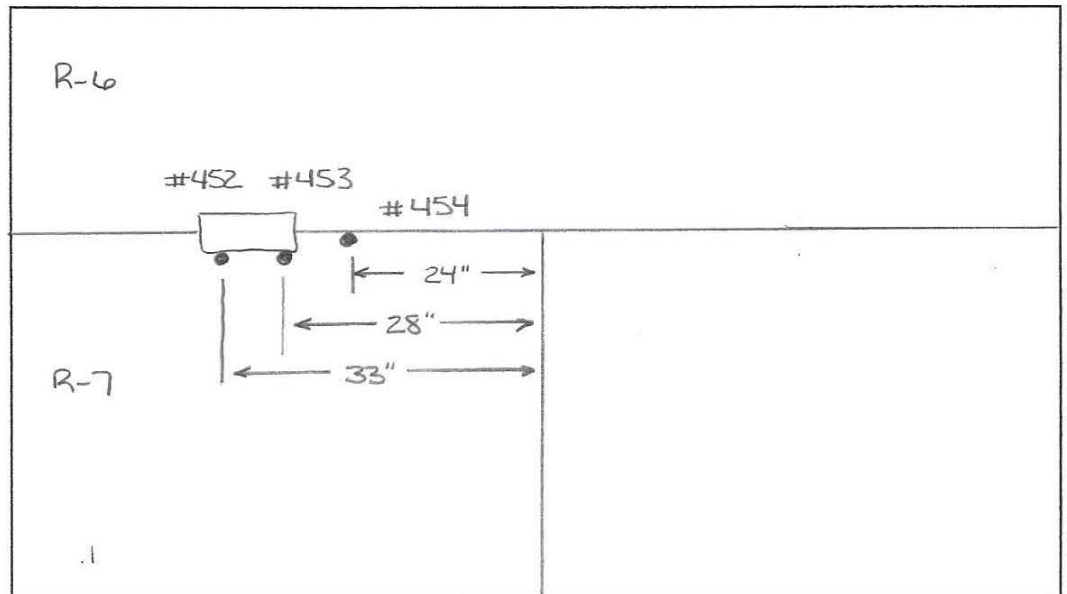


Tank Section: BARREL
 Quadrant: D

Vertical Drop #: 17
 Row #: 7

Course:
 Plate #:

- 452 - Pinhole 1/32" DIA.
0.190" S.W.
- 453 - Pinhole 1/32" DIA.
0.190" S.W.
- 454 - Pinhole 1/32" DIA.
0.180" S.W.



Drawing is not to scale

Date 4/21/06

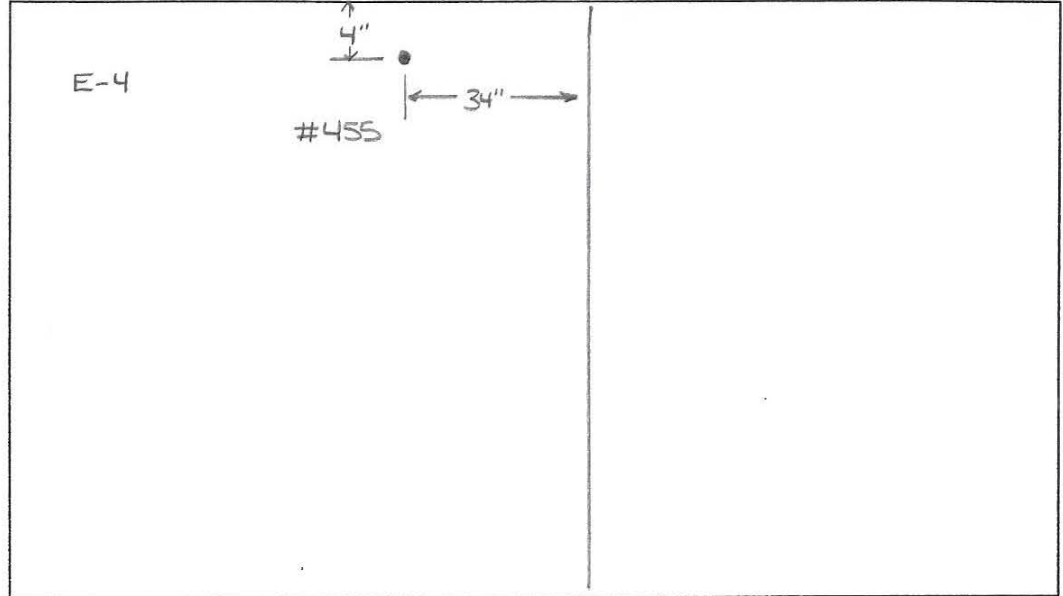
TANK # 6 - QUADRANT D
*Nominal Plate Thickness: 0.250"

Tank Section: BARREL
Quadrant: D

Vertical Drop #: 18
Row #: E-4

Course:
Plate #:

455 - Pinhole 1/32" DIA.
0.180" S.W.

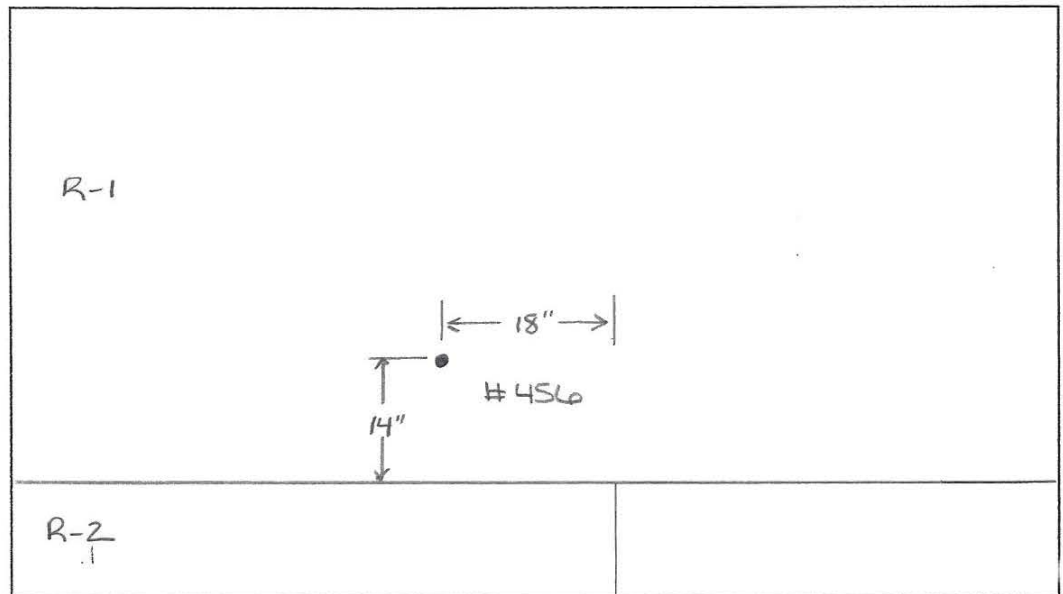


Tank Section: BARREL
Quadrant: D

Vertical Drop #: 18
Row #: 1

Course:
Plate #:

456 - TS pitting
0.190" Remaining



Drawing is not to scale

Date 4/21/06

TANK # 6 - QUADRANT D
 *Nominal Plate Thickness: 0.250"

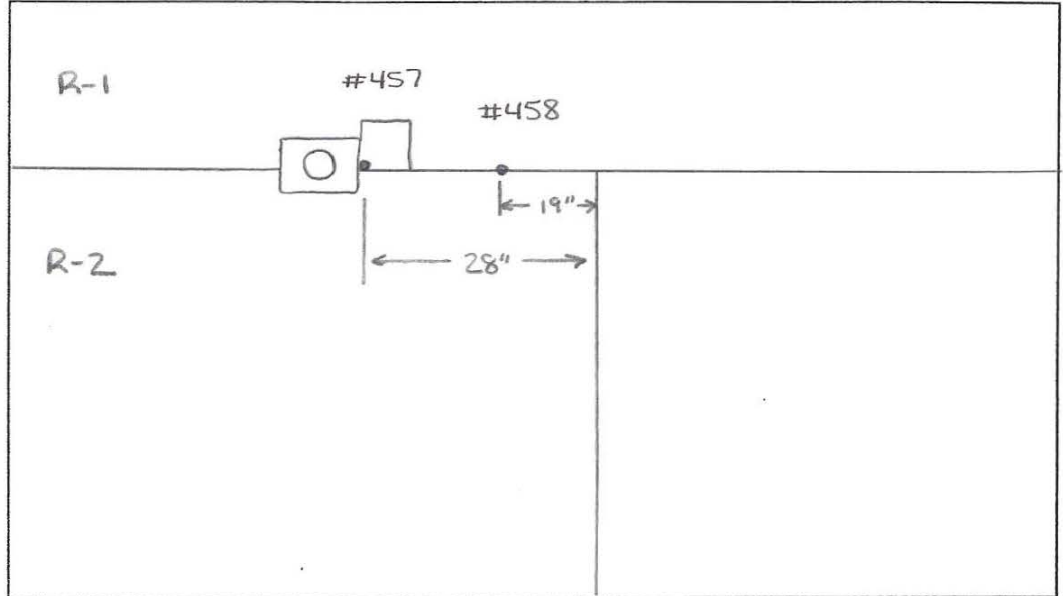
Tank Section: BARREL
 Quadrant: D

Vertical Drop #: 18
 Row #: 2

Course:
 Plate #:

457 - Pinhole 1/32" DIA.
 NO S.W.

458 - Pinhole 1/32" DIA.
 0.170" S.W.



Tank Section: BARREL
 Quadrant: D

Vertical Drop #: 18
 Row #: 3

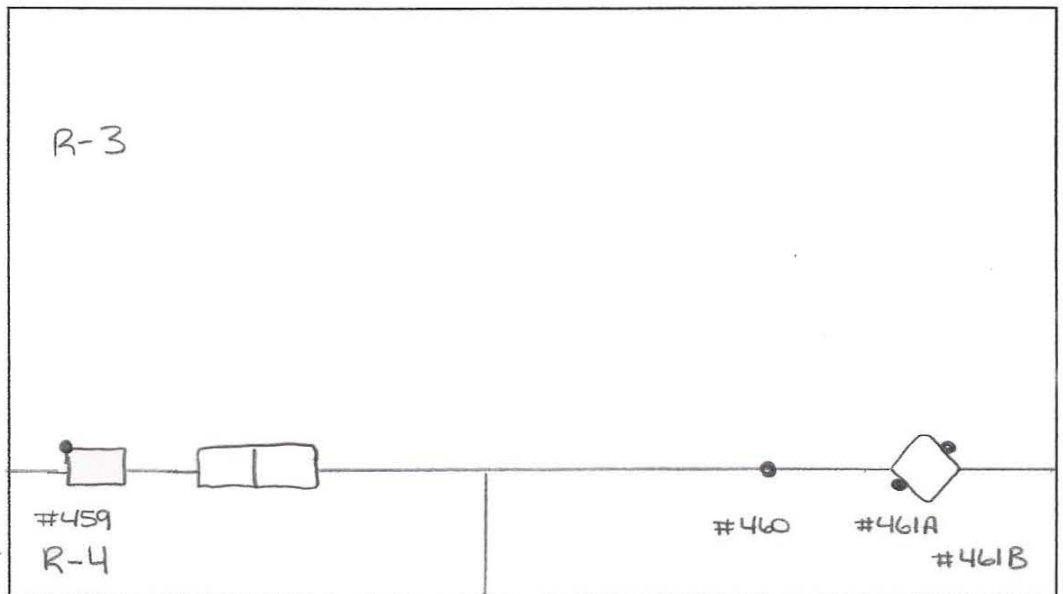
Course:
 Plate #:

459 - Pinhole 1/32" DIA.
 NO S.W.

460 - Pinhole 1/32" DIA.
 0.180" S.W.

461A - Pinhole 1/32" DIA.
 0.170" S.W.

461B - Pinhole 1/32" DIA.
 0.170" S.W.



Drawing is not to scale

Date 4/21/06

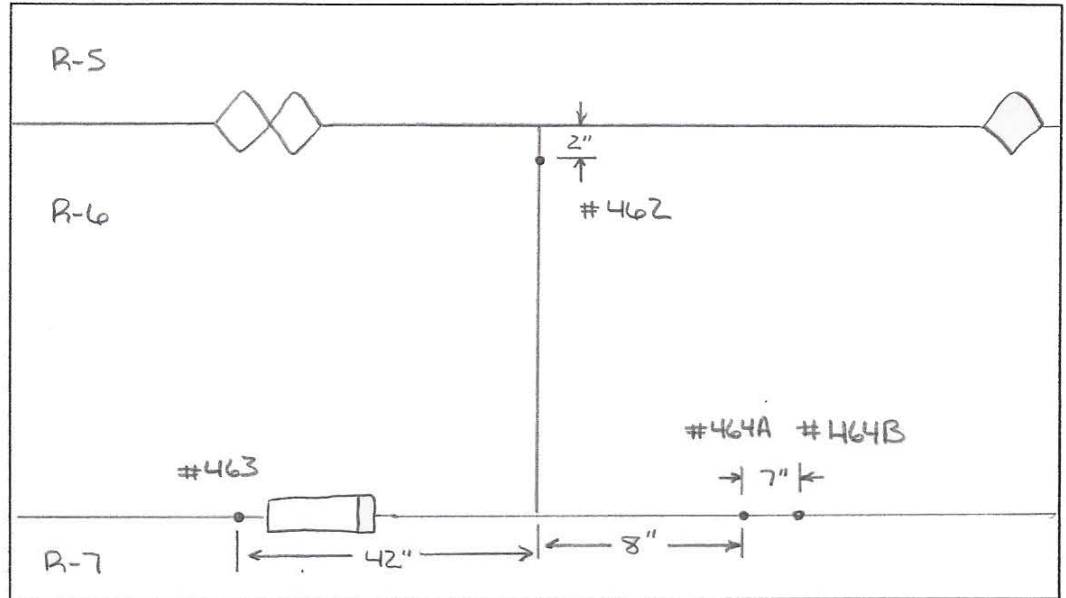
TANK # 6 - QUADRANT D
 *Nominal Plate Thickness: 0.250"

Tank Section: BARREL
 Quadrant: D

Vertical Drop #: 18
 Row #: 6

Course:
 Plate #:

- 462 - Pinhole 1/32" DIA.
0.180" S.W.
- 463 - Pinhole 1/32" DIA.
0.190" S.W.
- 464A - Pinhole 1/32" DIA.
0.190" S.W.
- 464B - Pinhole 1/32" DIA.
0.190" S.W.

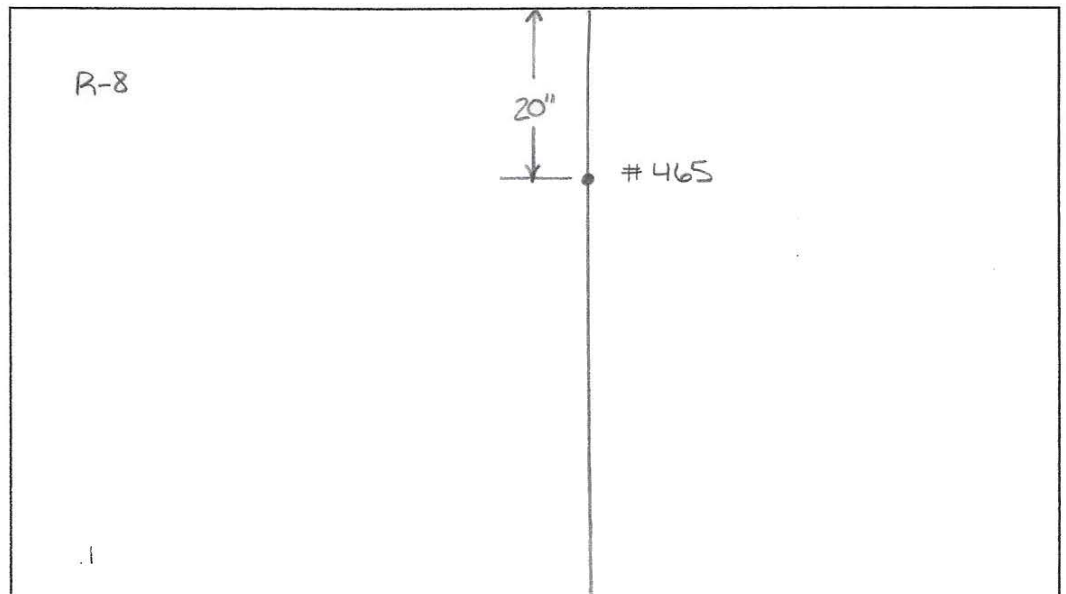


Tank Section: BARREL
 Quadrant: D

Vertical Drop #: 18
 Row #: 8

Course:
 Plate #:

- 465 - Pinhole 1/32" DIA.
0.180" S.W.



Drawing is not to scale

Date 4/21/06

TANK # 6 - QUADRANT \square
 *Nominal Plate Thickness: 0.250"

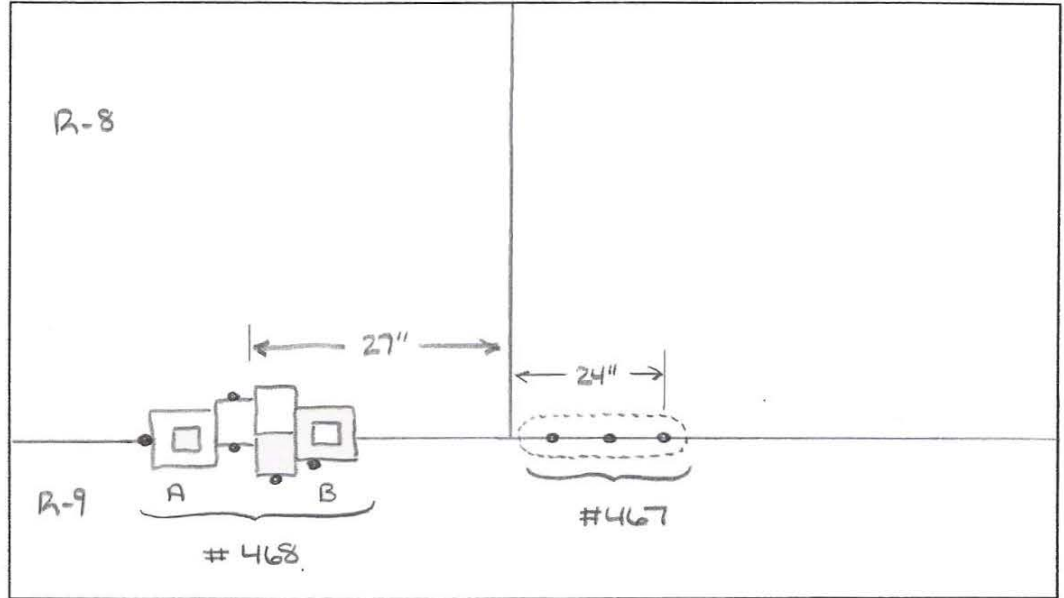
Tank Section: BARREL
 Quadrant: \square

Vertical Drop #: 18
 Row #: 8

Course:
 Plate #:

467 - Pinhole Cluster
 0.140" S.W.

468 - Pinhole Cluster
 A) 0.110" S.W.
 B) 0.130" S.W.



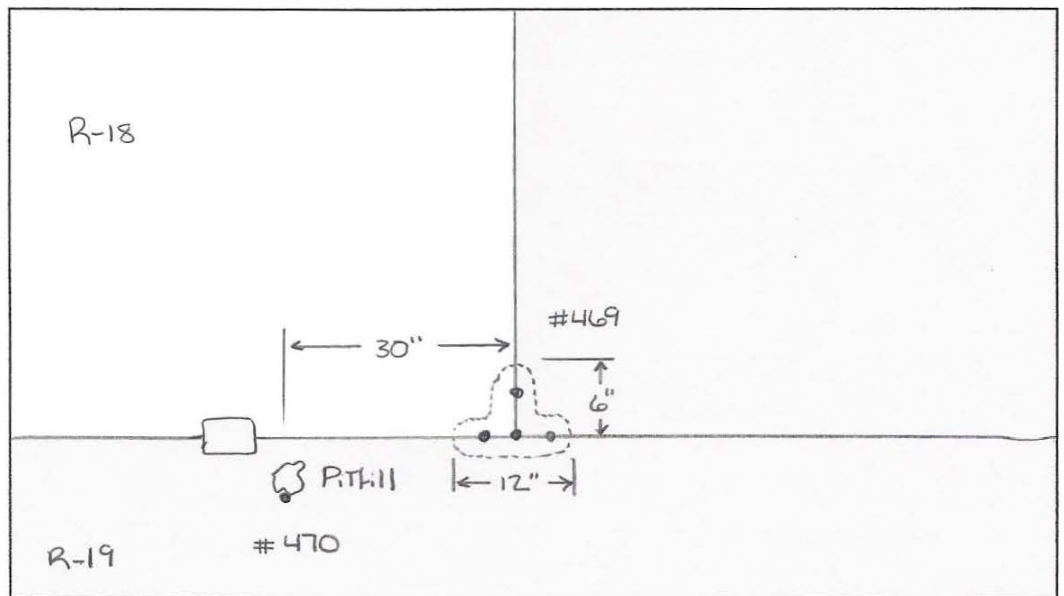
Tank Section: BARREL
 Quadrant: \square

Vertical Drop #: 18
 Row #: 18

Course:
 Plate #:

469 - Pinhole Cluster
 0.130" S.W.

470 - Pinhole 1/32" DIA.
 0.180" S.W.



Drawing is not to scale

Date 4/21/06

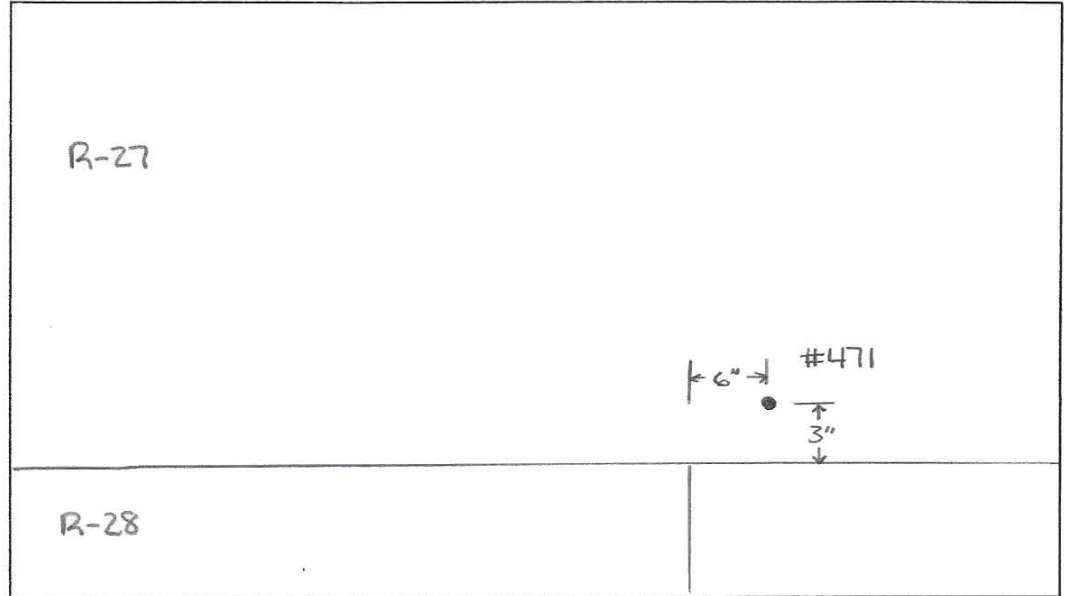
TANK # 6 - QUADRANT D
***Nominal Plate Thickness: 0.250"**

Tank Section: BARREL
Quadrant: D

Vertical Drop #: 18
Row #: 27

Course:
Plate #:


471-TS Pitting
0.195" Remaining



Tank Section:
Quadrant:

Vertical Drop #:
Row #:

Course:
Plate #:



Drawing is not to scale

Date 4/25/06

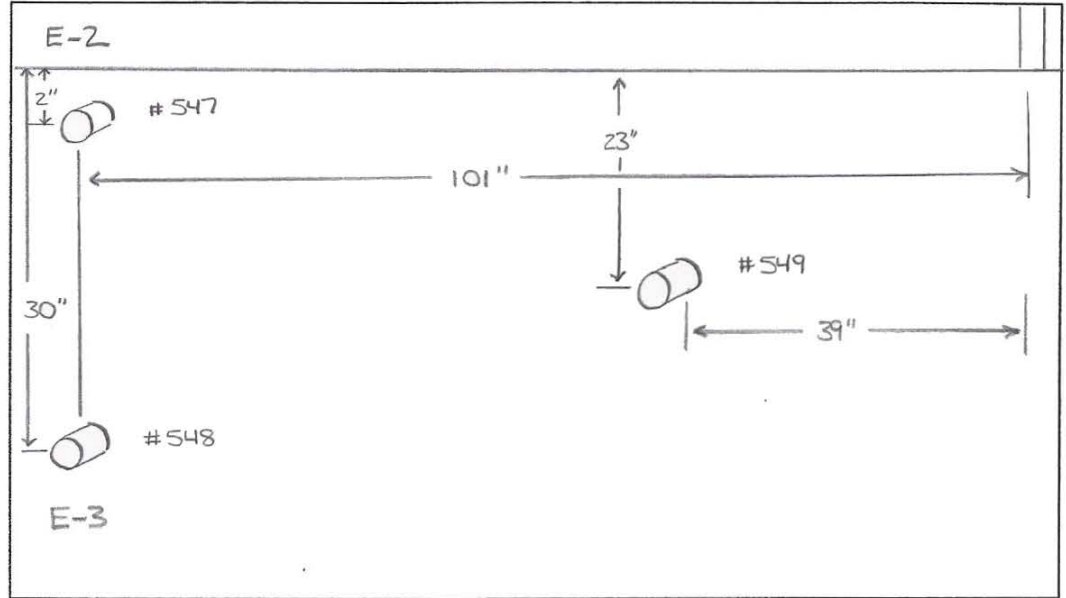
TANK # 6 - QUADRANT D
 *Nominal Plate Thickness: 0.250"

Tank Section: EXTENSION
 Quadrant: D

Vertical Drop #: 11
 Row #: E-3

Course:
 Plate #:

- 547 - UC NOZZLE
0.190" Remaining
- 548 - UC NOZZLE
0.168" Remaining
- 549 - UC NOZZLE
0.180" Remaining

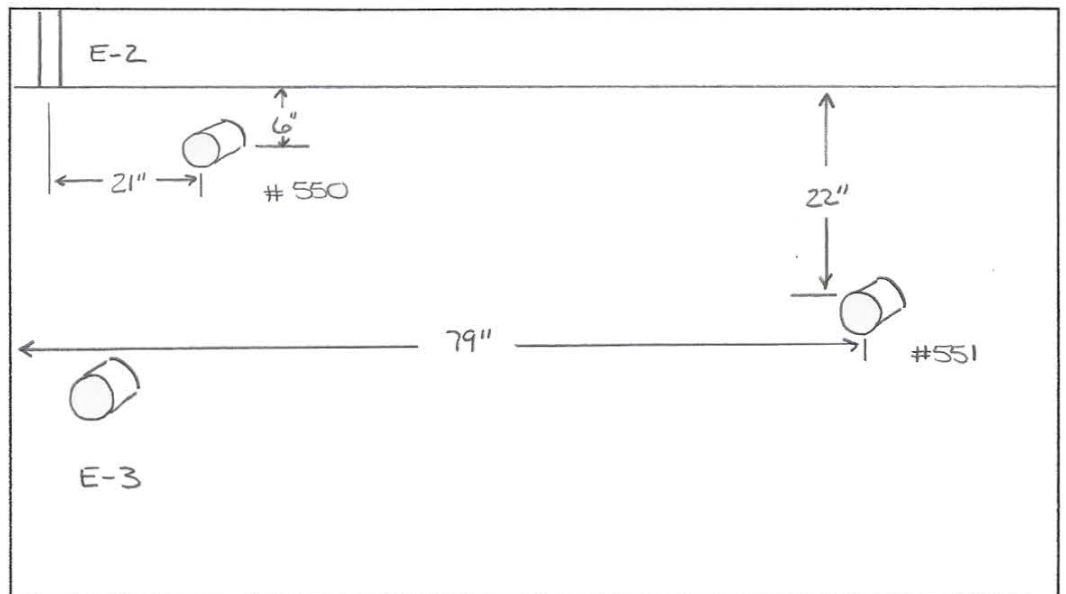


Tank Section: EXTENSION
 Quadrant: D

Vertical Drop #: 12
 Row #: E-3

Course:
 Plate #:

- 550 - UC NOZZLE
0.150" Remaining
- 551 - UC NOZZLE
0.190" Remaining



Drawing is not to scale

Date 4/25/06

TANK # 6 - QUADRANT D
 *Nominal Plate Thickness: 0.250"

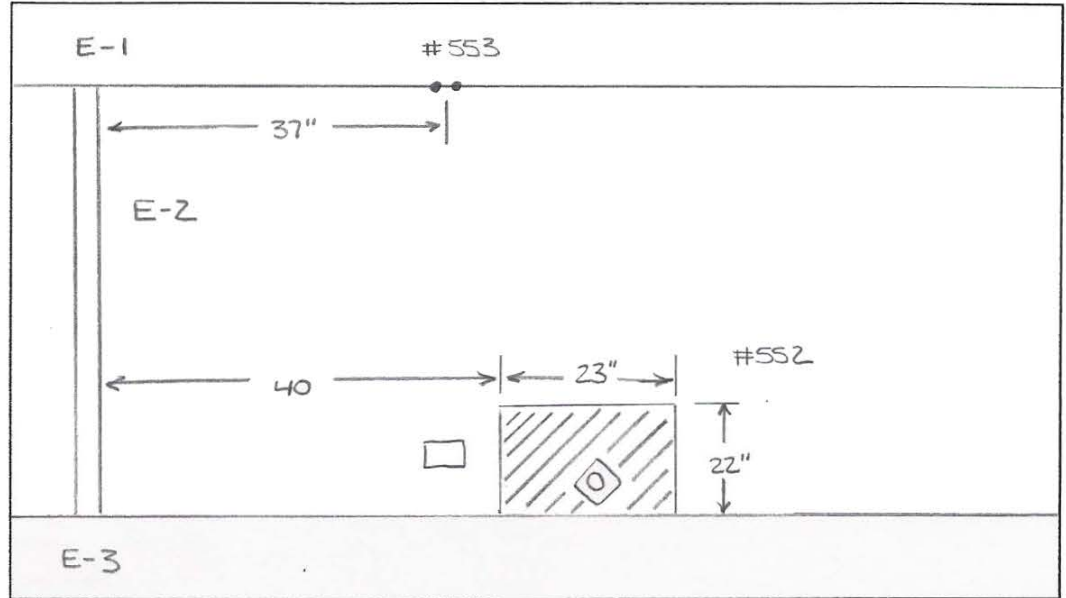
Tank Section: EXTENSION
 Quadrant: D

Vertical Drop #: 12
 Row #: E-2

Course:
 Plate #:

552-UC
 0.190" Remaining

553-Pinhole Cluster
 NO S.W.



Tank Section: UPPER DOME
 Quadrant: D

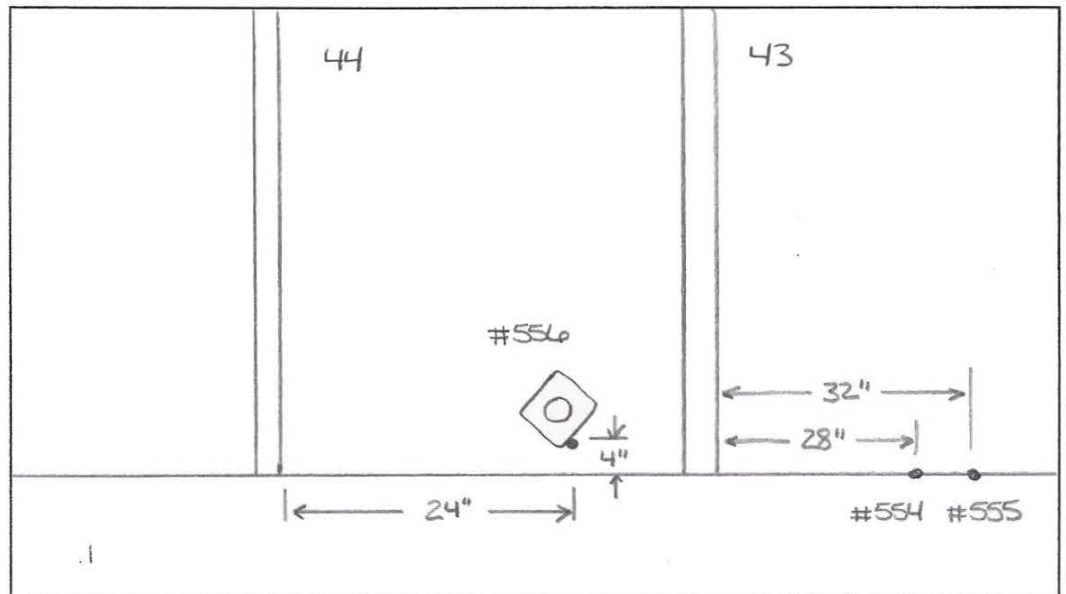
Vertical Drop #: 12
 Row #:

Course: A
 Plate #: 44, 43

554-Pinhole 1/32" DIA.
 NO S.W.

555-Pinhole 1/32" DIA.
 NO S.W.

556-Pinhole 1/32" DIA.
 NO S.W.



Drawing is not to scale

Date 4/25/06

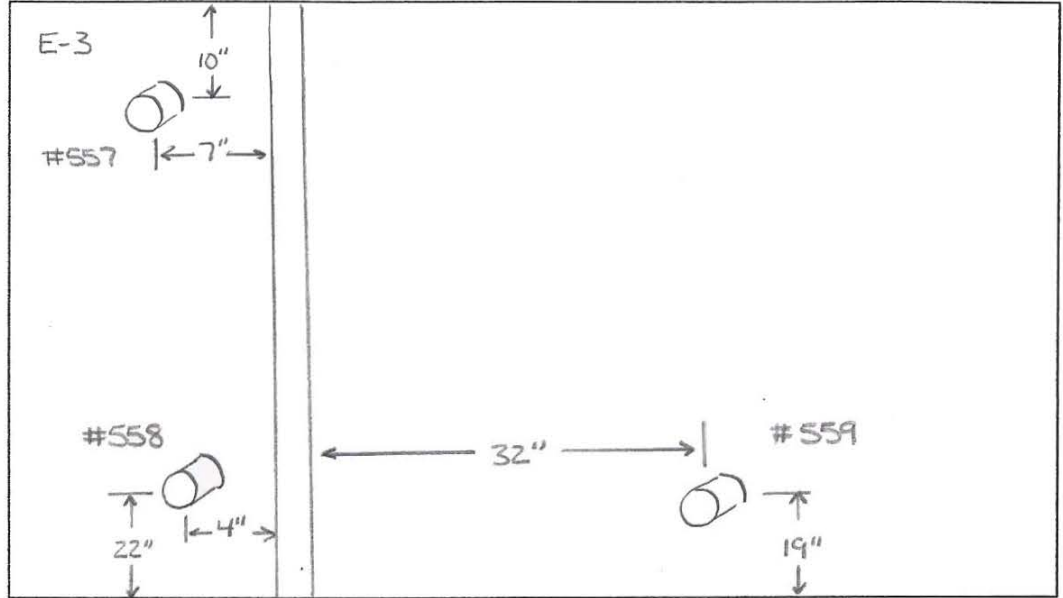
TANK # 6 - QUADRANT D
 *Nominal Plate Thickness: 0.250"

Tank Section: EXTENSION
Quadrant: D

Vertical Drop #: 13
Row #: E-3

Course:
Plate #:

- 557 - UC NOZZLE
0.180" Remaining
- 558 - UC NOZZLE
0.200" Remaining
- 559 - UC NOZZLE
0.190" Remaining

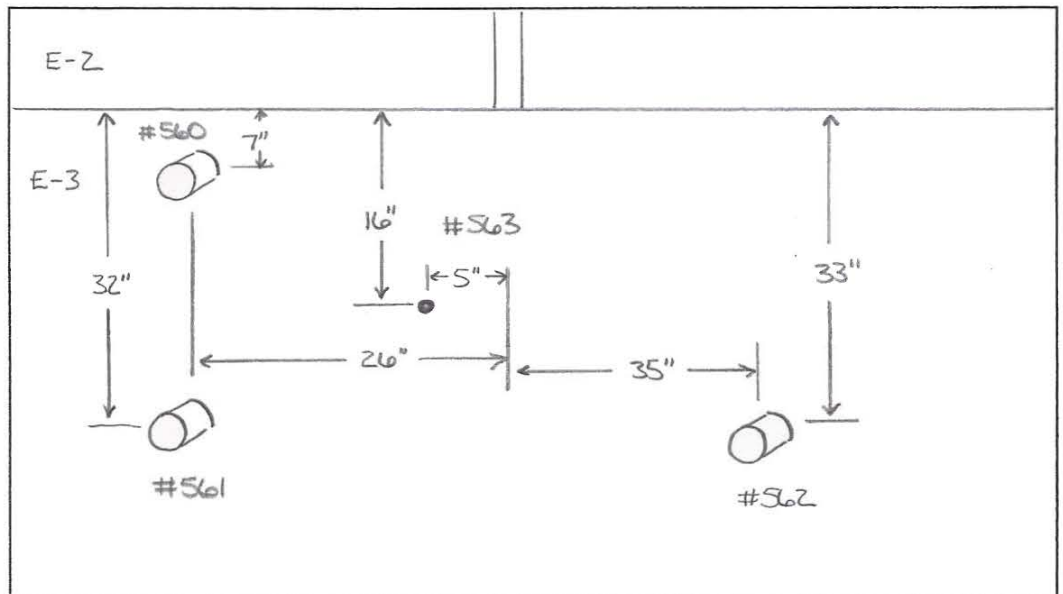


Tank Section: EXTENSION
Quadrant: D

Vertical Drop #: 14
Row #: E-3

Course:
Plate #:

- 560 - UC NOZZLE
0.200" Remaining
- 561 - UC NOZZLE
0.200" Remaining
- 562 - UC NOZZLE
0.176" Remaining
- 563 - TS PITTING
0.180" Remaining



Drawing is not to scale

Date 4/25/06

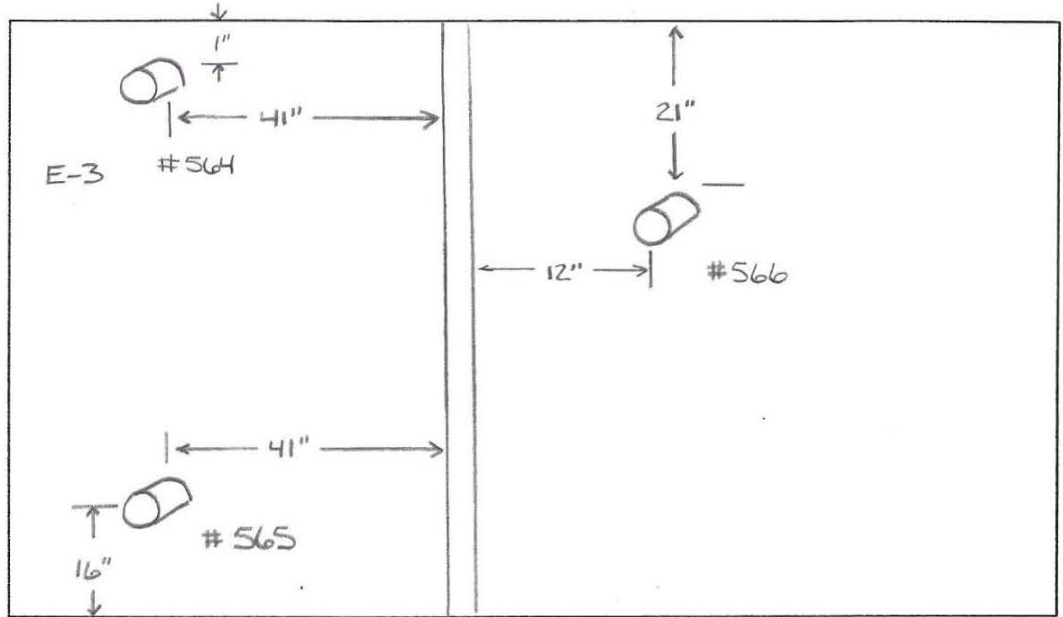
TANK # 6 - QUADRANT D
 *Nominal Plate Thickness: 0.250"

Tank Section: EXTENSION
 Quadrant: D

Vertical Drop #: 15
 Row #: E-3

Course:
 Plate #:

- 564 - UC NOZZLE
 0.195" Remaining
- 565 - UC NOZZLE
 0.195" Remaining
- 566 - UC NOZZLE
 0.190" Remaining

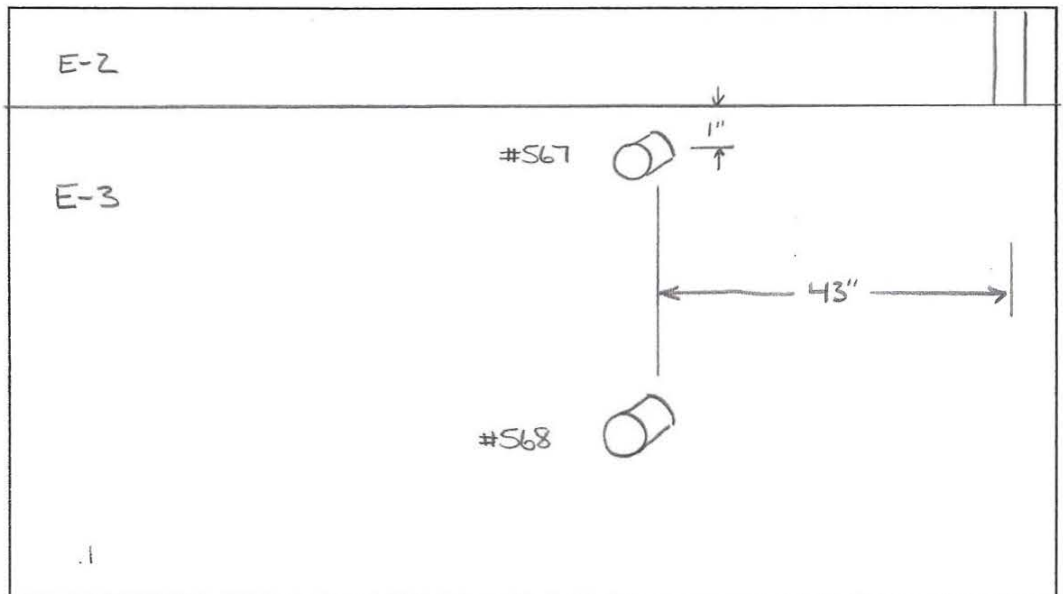


Tank Section: EXTENSION
 Quadrant: D

Vertical Drop #: 16
 Row #: E-3

Course:
 Plate #:

- 567 - UC NOZZLE
 0.200" Remaining
- 568 - UC NOZZLE
 0.200" Remaining



Drawing is not to scale

Date 4/25/06

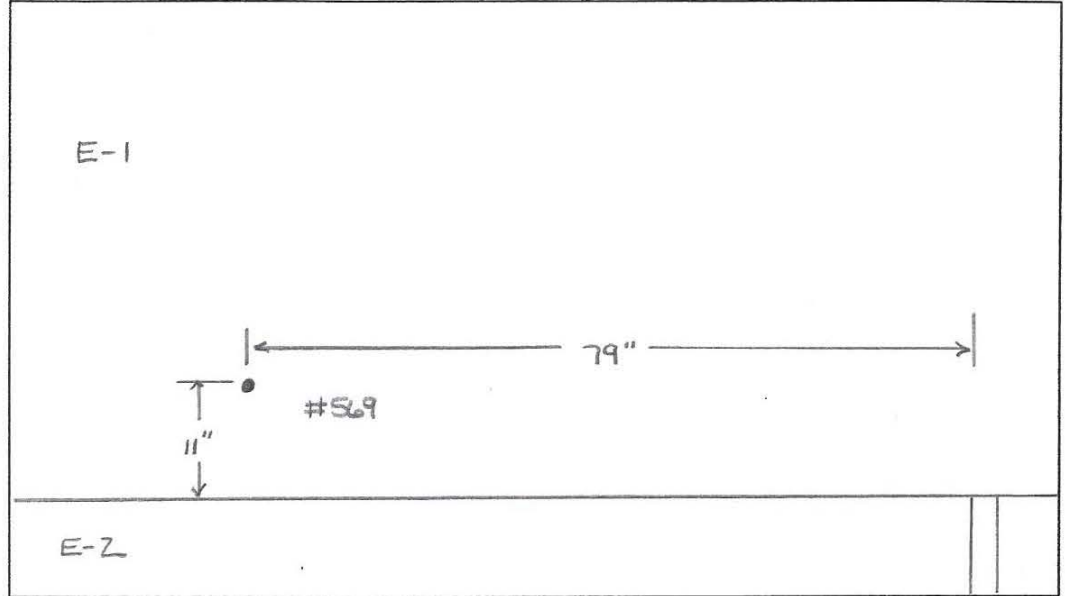
TANK # 6 - QUADRANT D
***Nominal Plate Thickness: 0.250"**

Tank Section: EXTENSION
Quadrant: D

Vertical Drop #: 16
Row #: E-1

Course:
Plate #:

569 - Pinhole 1/32" DIA.
0.170" S.W.

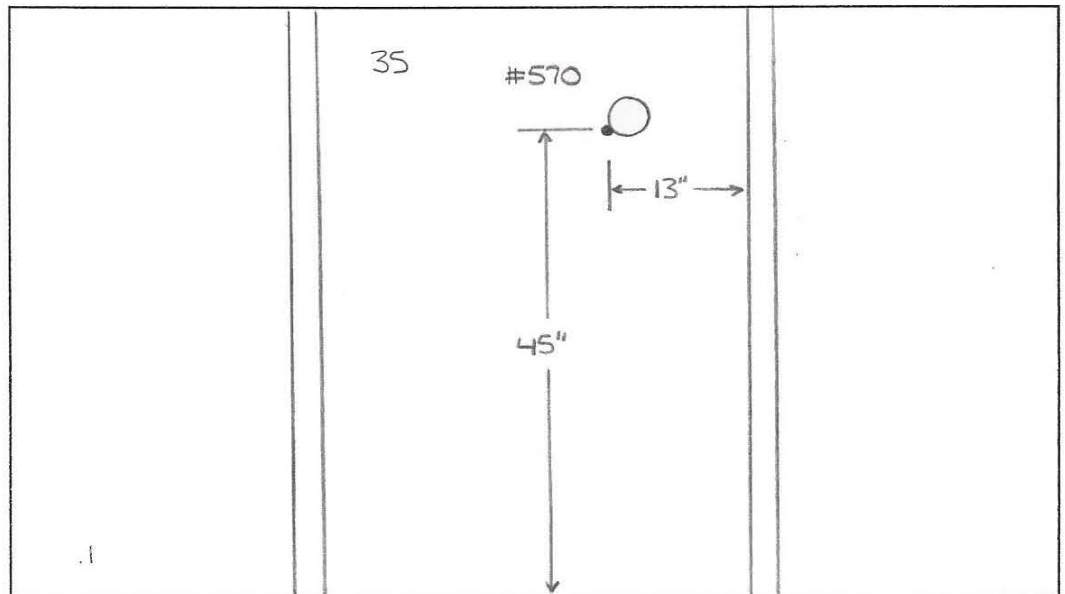


Tank Section: UPPER DOME
Quadrant: D

Vertical Drop #:
Row #:

Course: A
Plate #: 35

570 - Pinhole 1/32" DIA.
0.200" S.W.



Drawing is not to scale

Date 4/25/06

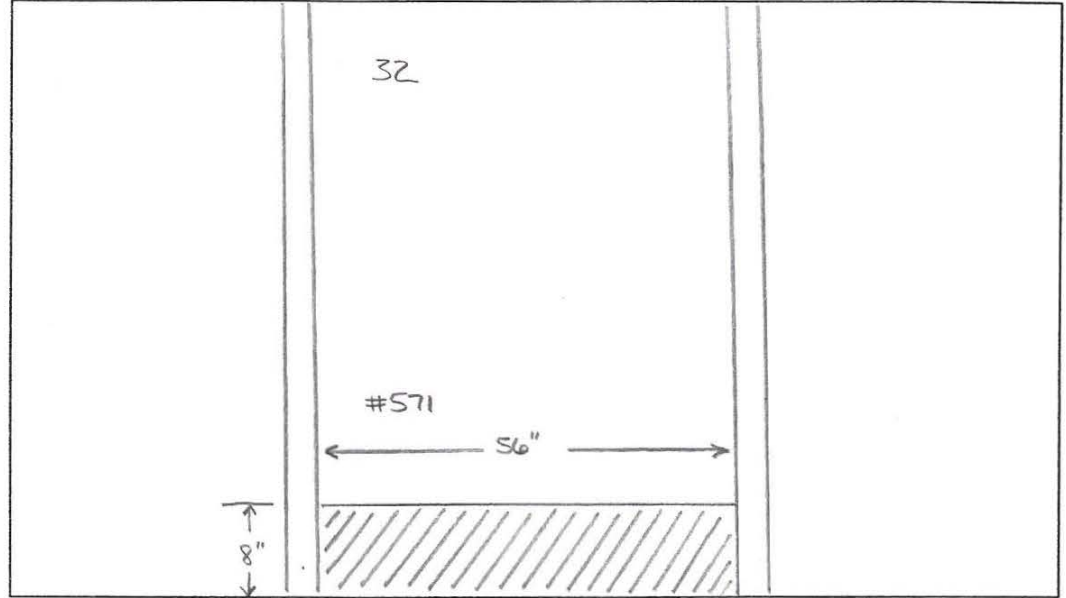
TANK # 6 - QUADRANT D
*Nominal Plate Thickness: 0.250"

Tank Section: UPPER DOME
Quadrant: D

Vertical Drop #:
Row #:

Course: A
Plate #: 32


571 - UC
0.180" Remaining



Tank Section:
Quadrant:

Vertical Drop #:
Row #:

Course:
Plate #:



Drawing is not to scale

Date 4/26/06

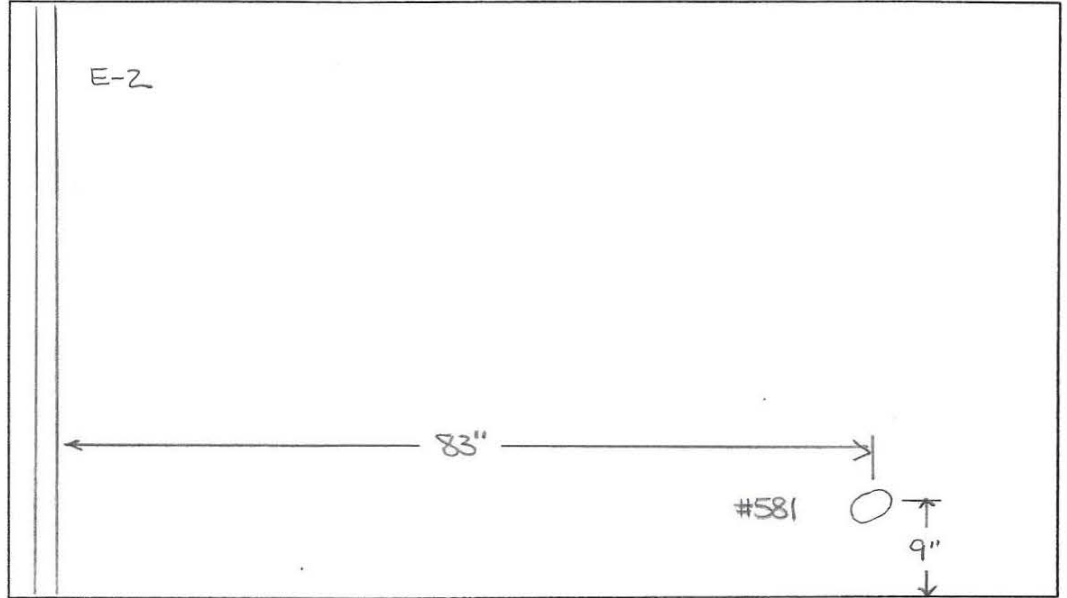
TANK # 6 - QUADRANT D
 *Nominal Plate Thickness: 0.250"

Tank Section: EXTENSION
 Quadrant: D

Vertical Drop #: 17
 Row #: E-2

Course:
 Plate #:

581 - DENT



Tank Section: EXTENSION
 Quadrant: D

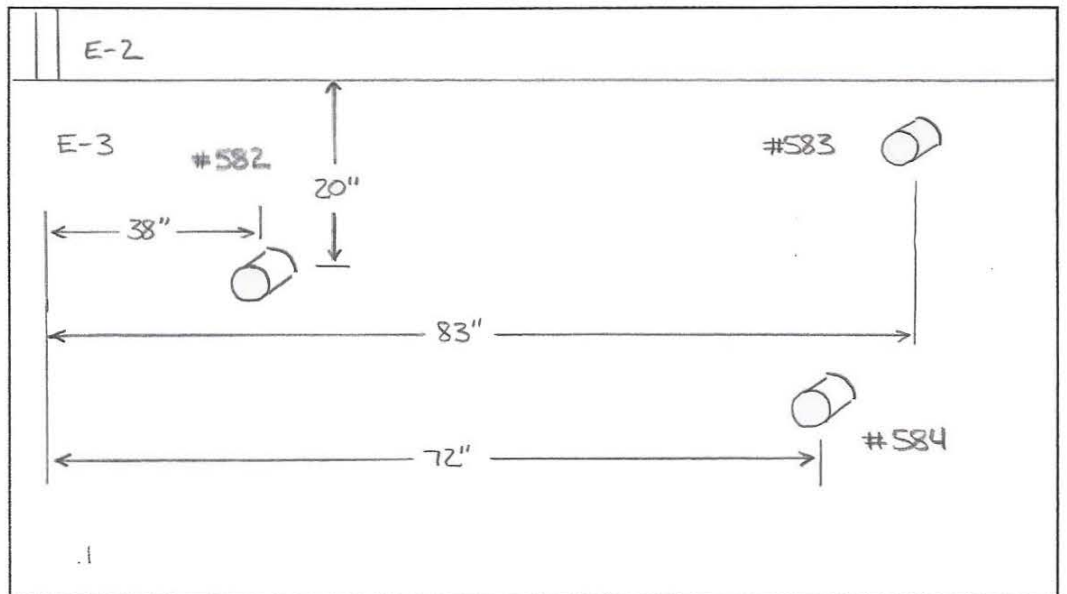
Vertical Drop #: 17
 Row #: E-3

Course:
 Plate #:

582 - UC NOZZLE
 0.195" Remaining

583 - UC NOZZLE
 0.200" Remaining

584 - UC NOZZLE
 0.180" Remaining



Drawing is not to scale

Date 4/26/06

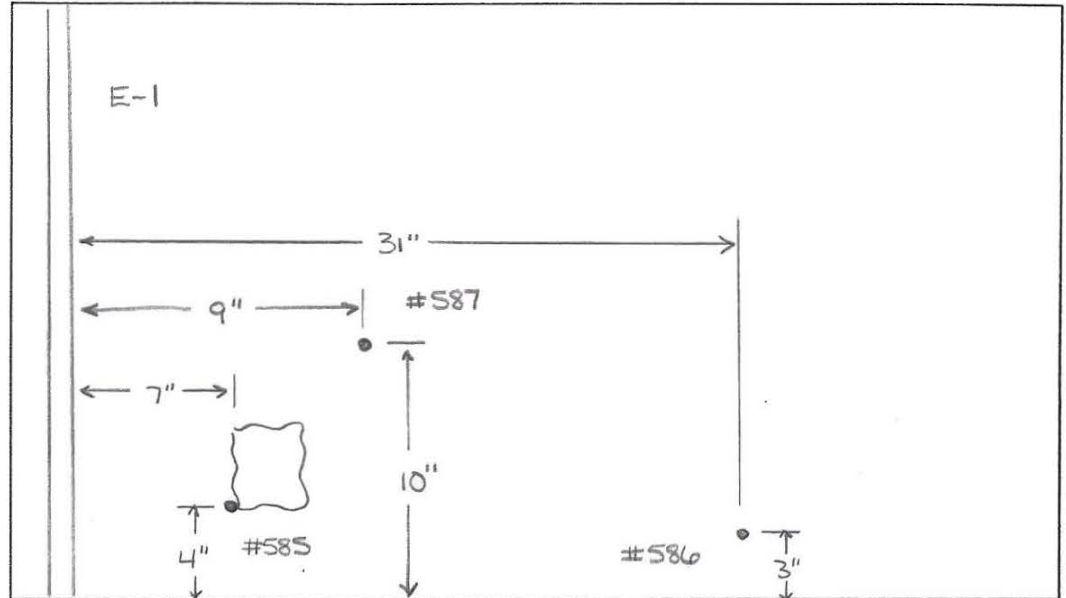
TANK # 6 - QUADRANT D
***Nominal Plate Thickness: 0.250"**

Tank Section: EXTENSION
Quadrant: D

Vertical Drop #: 18
Row #: E-1

Course:
Plate #:

- 585 - TS Pitting
0.160" Remaining
- 586 - TS Pitting
0.160" Remaining
- 587 - Pinhole 1/32" DIA.
NO S.W.

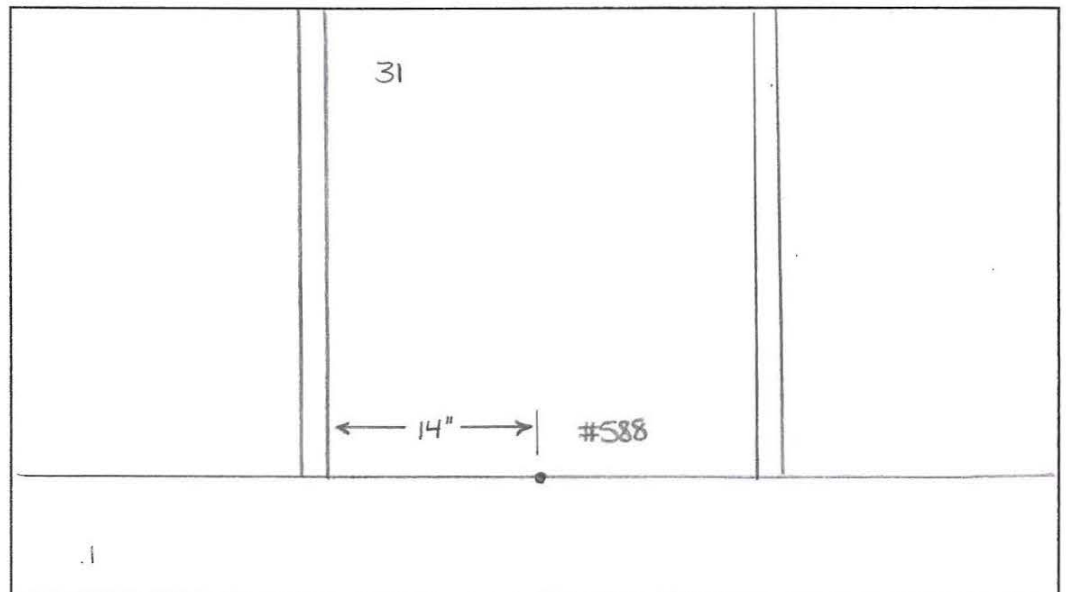


Tank Section: UPPER DOME
Quadrant: D

Vertical Drop #:
Row #:

Course: A
Plate #: 31

- 588 - Pinhole 1/32" DIA.
NO S.W.



Drawing is not to scale

Date 4/26/06

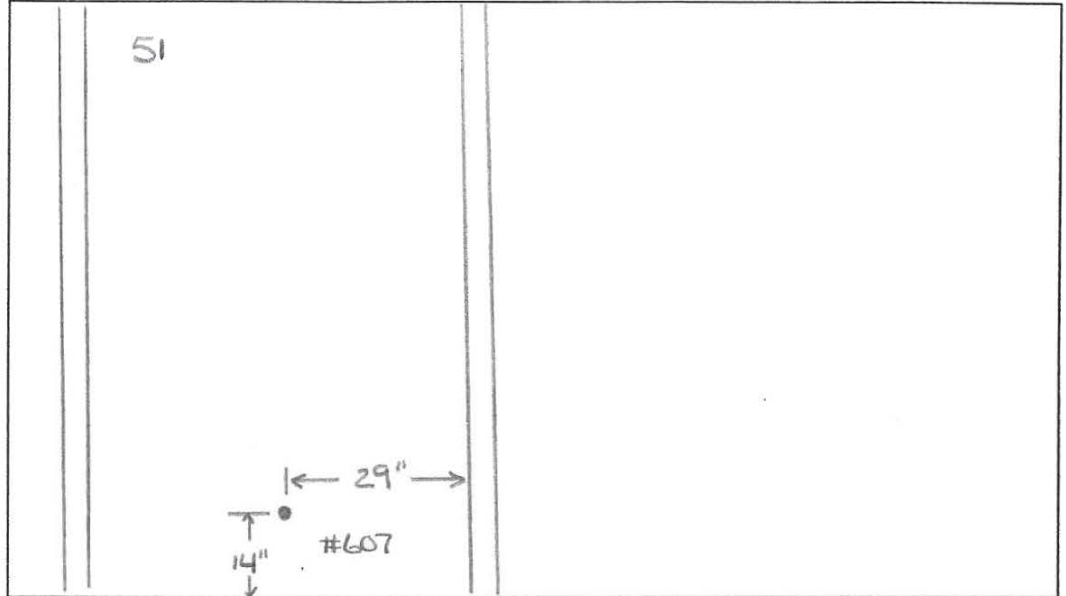
TANK # 6 - QUADRANT Δ
 *Nominal Plate Thickness: 0.250"

Tank Section: UPPERDOME
 Quadrant: Δ

Vertical Drop #:
 Row #:

Course: B
 Plate #: 51

607 - Pinhole 1/32" DIA.
 0.180" S.W.

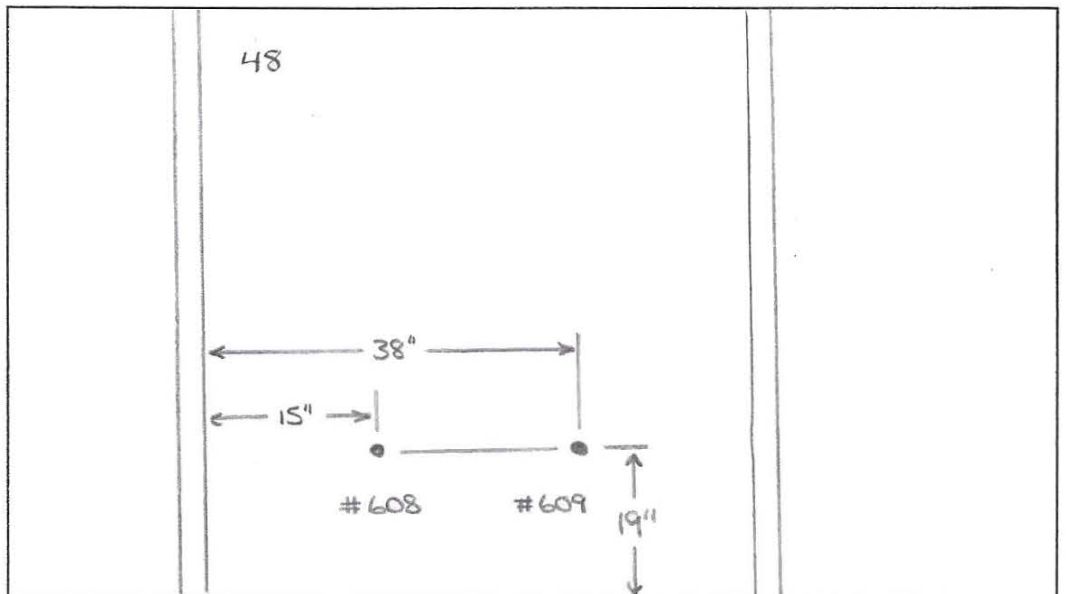


Tank Section: UPPERDOME
 Quadrant: Δ

Vertical Drop #:
 Row #:

Course: B
 Plate #: 48

608 - TS Pitting
 0.200" Remaining
 609 - TS Pitting
 0.200" Remaining



Drawing is not to scale

Date 4/26/06


TANK # 6 - QUADRANT \square
*Nominal Plate Thickness: 0.250"

Tank Section: UPPERDOME
Quadrant: \square

Vertical Drop #:
Row #:

Course: B
Plate #: 42

610-TS GOUGE
0.180" Remaining

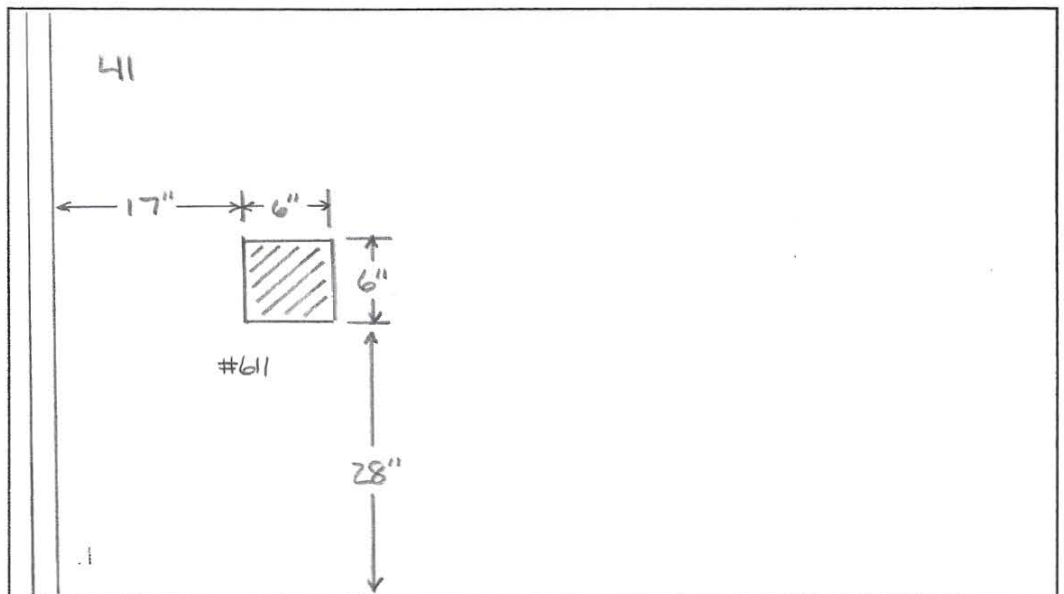


Tank Section: UPPERDOME
Quadrant: \square

Vertical Drop #:
Row #:

Course: B
Plate #: 41

611-UC
0.175" Remaining



Drawing is not to scale

Date 4/26/06

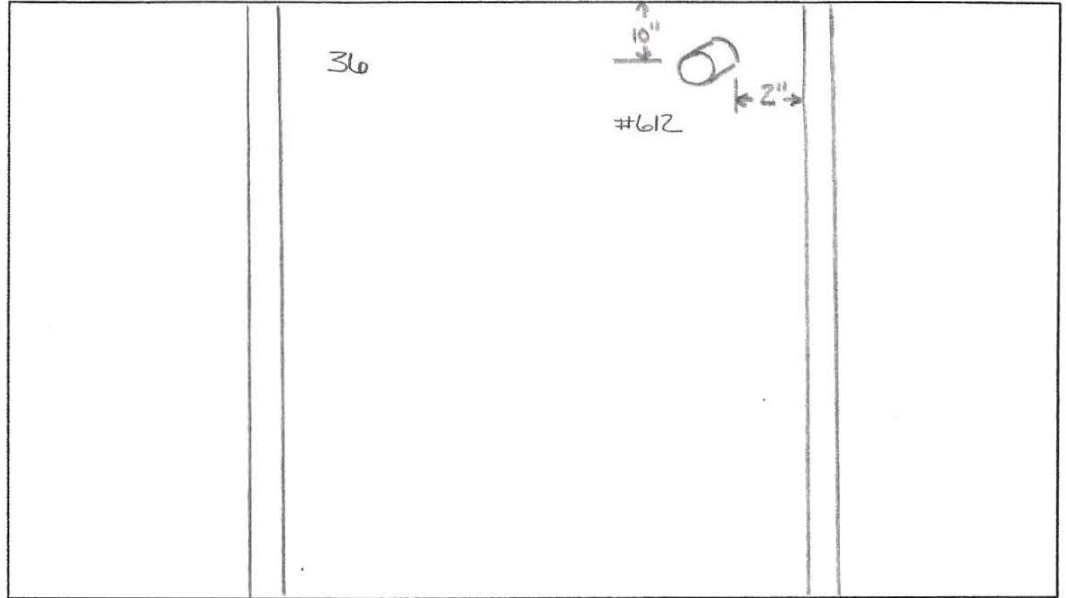
TANK # 6 - QUADRANT \square
*Nominal Plate Thickness: 0.250"

Tank Section: UPPERDOME
Quadrant: \square

Vertical Drop #:
Row #:

Course: A
Plate #: 36

62-UC NOZZLE
0.200" Remaining

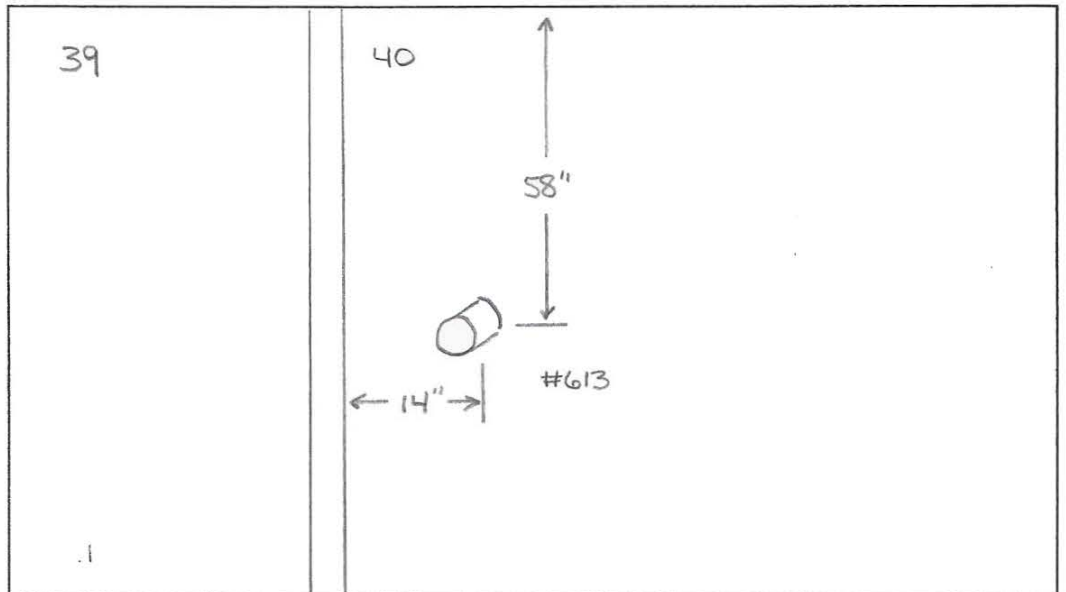


Tank Section: UPPERDOME
Quadrant: \square

Vertical Drop #:
Row #:

Course: A
Plate #: 40

613-UC NOZZLE
0.190" Remaining



Drawing is not to scale

Date 4/27/06


TANK # 6 - QUADRANT D
***Nominal Plate Thickness: 0.250"**

Tank Section: UPPERDOME
Quadrant: D

Vertical Drop #:
Row #:

Course: A
Plate #: 44

638- UC NOZZLE
0.170" Remaining




Tank Section: UPPERDOME
Quadrant: D

Vertical Drop #:
Row #:

Course: A
Plate #: 51

639- UC NOZZLE
0.190" Remaining



Drawing is not to scale

Date 4/27/06


TANK # 6 - QUADRANT D
***Nominal Plate Thickness: 0.250"**

Tank Section: UPPER DOME
Quadrant: D

Vertical Drop #:
Row #:

Course: C
Plate #: 45

641-DENT

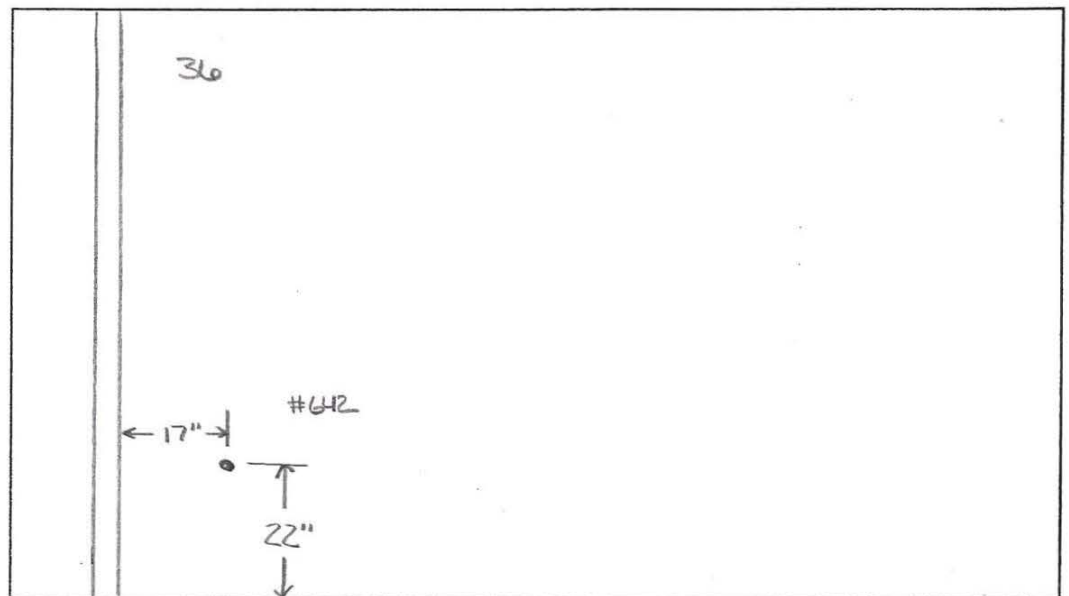


Tank Section: UPPER DOME
Quadrant: D

Vertical Drop #:
Row #:

Course: D
Plate #: 36

642-TS Pitting
0.170" Remaining



Drawing is not to scale

TANK #6 - Upper Dome Course F (U.T. Survey)

***Nominal Plate Thickness: 0.250"**

Tank Section: Upper Dome

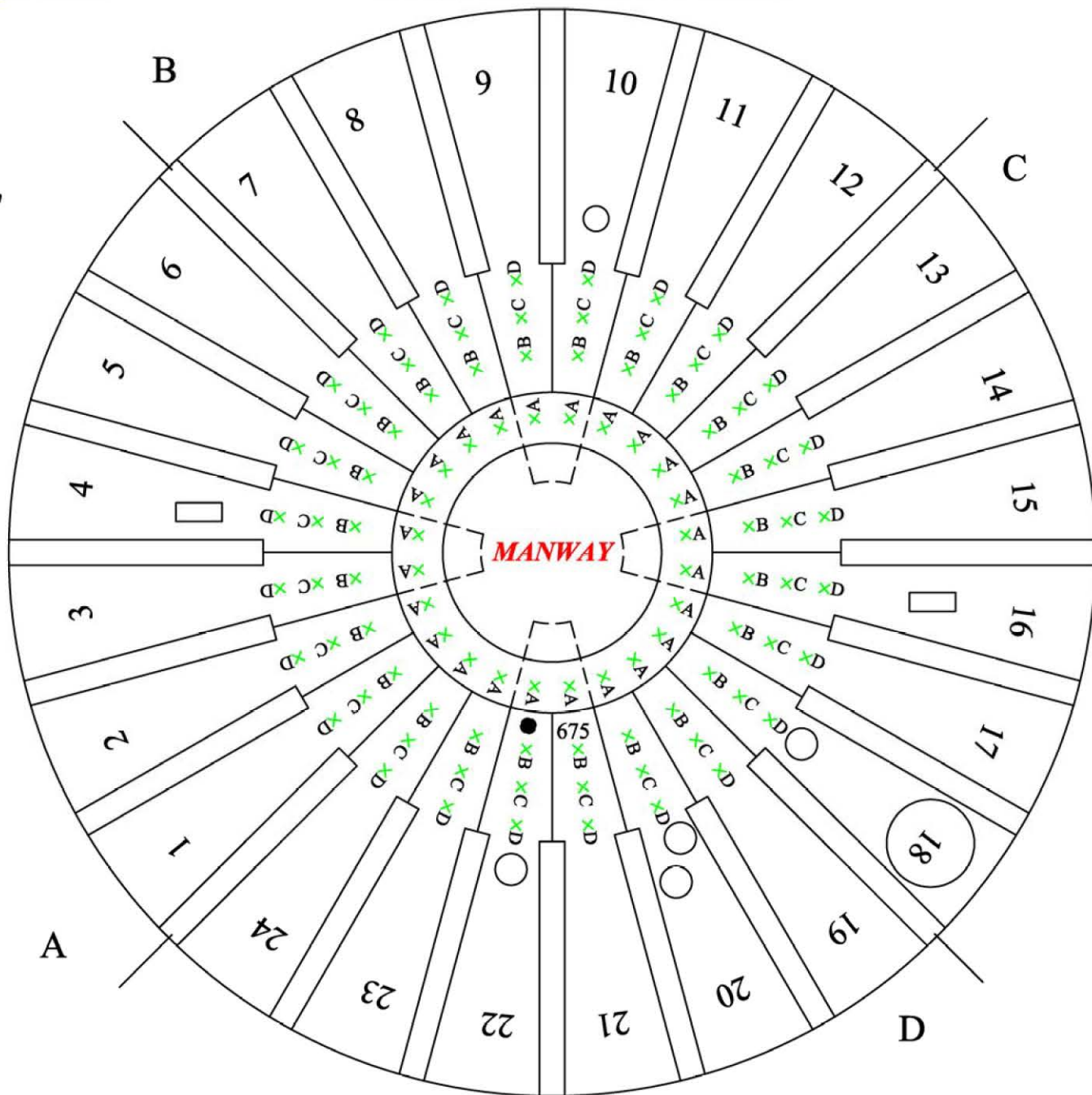
Quadrant: D

Course: F

Plate #: 22

Thickness:

675 - UC 0.195"



**Note: The U.T. Survey points on each plate in Course F of the Upper Dome were reachable from the gallery and are consequently close to the inside edge of each plate even though the pictorial representation above exaggerates the distance from the manway for illustration purposes.*

LEGEND	
x	Ultrasonic Testing Survey Point

U.T. Thickness Measurements of Upper Dome Course F

Plate #	A	B	C	D
1	0.237"	0.247"	0.246"	0.246"
2	0.233"	0.243"	0.242"	0.243"
3	0.245"	0.244"	0.246"	0.243"
4	0.259"	0.266"	0.258"	0.267"
5	0.268"	0.271"	0.267"	0.274"
6	0.257"	0.249"	0.256"	0.248"
7	0.248"	0.222"	0.232"	0.249"
8	0.240"	0.233"	0.257"	0.247"
9	0.248"	0.253"	0.262"	0.259"
10	0.250"	0.253"	0.251"	0.250"
11	0.260"	0.263"	0.262"	0.265"
12	0.252"	0.251"	0.250"	0.255"
13	0.269"	0.272"	0.268"	0.269"
14	0.242"	0.248"	0.252"	0.248"
15	0.257"	0.260"	0.262"	0.268"
16	0.256"	0.261"	0.265"	0.268"
17	0.244"	0.256"	0.257"	0.260"
18	0.240"	0.242"	0.239"	0.246"
19	0.242"	0.244"	0.251"	0.248"
20	0.241"	0.239"	0.238"	0.240"
21	0.246"	0.243"	0.241"	0.241"
22	0.211"	0.235"	0.200"	0.242"
23	0.235"	0.232"	0.237"	0.234"
24	0.243"	0.237"	0.239"	0.238"

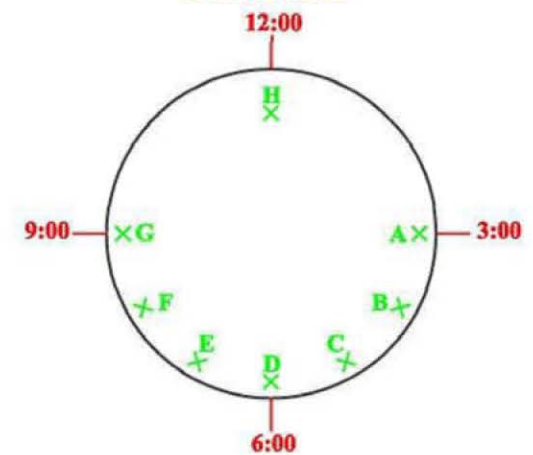
TANK #6 - 18" FUEL PIPE NOZZLE (U.T. Survey)



U.T. Thickness Measurements

	A	B	C	D	E	F	G	H
18"	0.392"	0.391"	0.401"	0.388"	0.431"	0.412"	0.390"	0.390"

Orientation

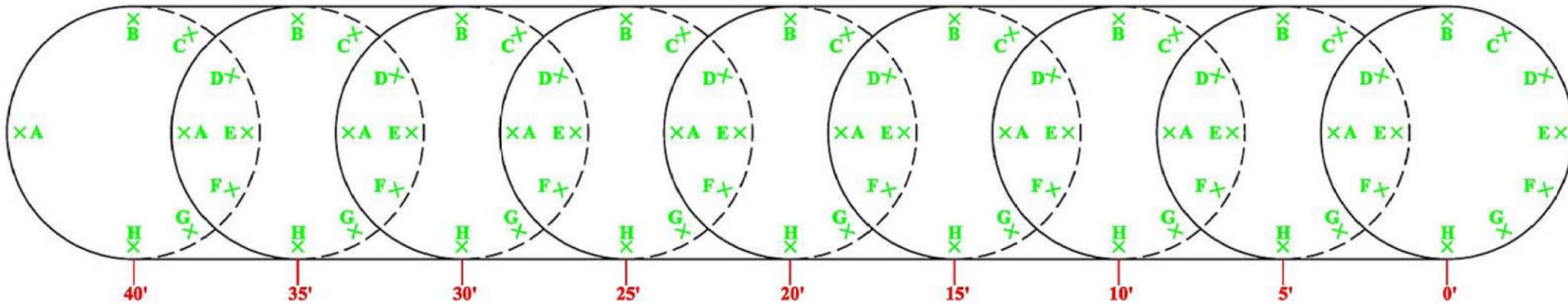


LEGEND

X Ultrasonic Testing Survey Point

Drawing is not to scale

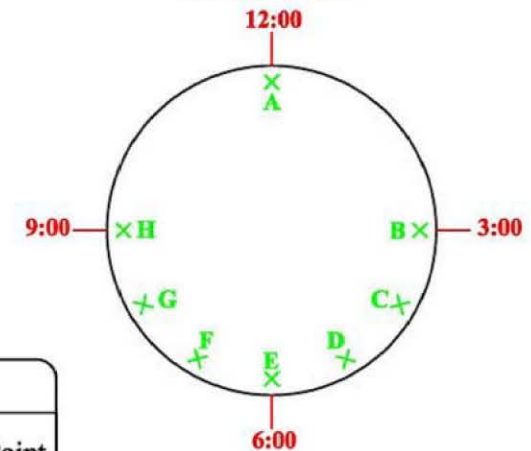
TANK #6 - 32" FUEL PIPE NOZZLE (U.T. Survey)



U.T. Thickness Measurements

	A	B	C	D	E	F	G	H
0'	0.403"	0.422"	0.411"	0.431"	0.428"	0.428"	0.414"	0.427"
5'	0.437"	0.428"	0.450"	0.431"	0.437"	0.418"	0.438"	0.444"
10'	0.388"	0.390"	0.394"	0.388"	0.380"	0.380"	0.380"	0.385"
15'	0.393"	0.393"	0.376"	0.370"	0.383"	0.383"	0.390"	0.388"
20'	0.390"	0.388"	0.387"	0.370"	0.385"	0.390"	0.385"	0.387"
25'	0.402"	0.419"	0.405"	0.404"	0.409"	0.392"	0.380"	0.383"
30'	0.399"	0.400"	0.400"	0.370"	0.388"	0.380"	0.393"	0.390"
35'	0.390"	0.385"	0.390"	0.388"	0.370"	0.395"	0.385"	0.380"
40'	0.390"	0.402"	0.400"	0.388"	0.406"	0.390"	0.400"	0.413"

Orientation



LEGEND

X Ultrasonic Testing Survey Point

Drawing is not to scale

4.0 PLATE TEST SUMMARY

Weston Solutions, Inc.

Honolulu, HI

Tank # 6

Flaw No.	Tank Section	Quad	Row / Course	Plate / Vertical Drop	Description of Flaw / Defect	Remaining Thickness
1	Lower Dome	A	LD-1	9 & 10	Lack of Penetration	0.190
2	Lower Dome	A	LD-1	10 & 11	Lack of Penetration	0.190
3	Lower Dome	B	LD-1	11 & 12	Lack of Penetration	0.185
4	Lower Dome	B	LD-1	13 & 14	Lack of Penetration	0.150
5	Lower Dome	B	LD-1	14 & 15	Lack of Penetration	0.195
6	Lower Dome	B	LD-1	15 & 16	Lack of Penetration	0.200
7	Lower Dome	B	LD-1	16 & 17	Lack of Penetration	0.180
8	Lower Dome	B	LD-1	17 & 18	Lack of Penetration	0.180
9	Lower Dome	B	LD-1	18 & 19	Lack of Penetration	0.177
10	Lower Dome	B	LD-1	19 & 20	Lack of Penetration	0.170
11	Lower Dome	B	LD-1	20 & 21	Lack of Penetration	0.195
12	Lower Dome	B	LD-1	21 & 22	Lack of Penetration	0.160
13	Lower Dome	C	LD-1	23 & 24	Lack of Penetration	0.170
14	Lower Dome	C	LD-1	24 & 25	Lack of Penetration	0.180
15	Lower Dome	C	LD-1	25 & 26	Lack of Penetration	0.180
16	Lower Dome	C	LD-1	26 & 27	Lack of Penetration	0.190
17	Lower Dome	C	LD-1	27 & 28	Lack of Penetration	0.140
18	Lower Dome	C	LD-1	28 & 29	Lack of Penetration	0.180
19	Lower Dome	C	LD-1	29 & 30	Lack of Penetration	0.135
20	Lower Dome	C	LD-1	30 & 31	Lack of Penetration	0.195
21	Lower Dome	C	LD-1	31 & 32	Lack of Penetration	0.185
22	Lower Dome	C	LD-1	32 & 33	Lack of Penetration	0.200
23	Lower Dome	D	LD-1	34 & 35	Lack of Penetration	0.177
24	Lower Dome	D	LD-1	35 & 36	Lack of Penetration	0.190
25	Lower Dome	D	LD-1	36 & 37	Lack of Penetration	0.190
26	Lower Dome	D	LD-1	37 & 38	Lack of Penetration	0.200
27	Lower Dome	D	LD-1	38 & 39	Lack of Penetration	0.190
28	Lower Dome	D	LD-1	39 & 40	Lack of Penetration	0.200
29	Lower Dome	D	LD-1	40 & 41	Lack of Penetration	0.185
30	Lower Dome	D	LD-1	42 & 43	Lack of Penetration	0.170
31	Lower Dome	D	LD-1	43 & 44	Lack of Penetration	0.180
32	Lower Dome	D	LD-1	44 & 1	Lack of Penetration	0.200
33	Lower Dome	A	LD-1	11	Top Side Pitting	0.200
34	Lower Dome	D	LD-2	58	Dent / Crease	
35	Lower Dome	A	LD-1	1 & 2	Lack of Penetration	0.200
36	Lower Dome	A	LD-1	2 & 3	Lack of Penetration	0.200
37	Lower Dome	A	LD-1	4 & 5	Lack of Penetration	0.180
38	Lower Dome	A	LD-1	5 & 6	Lack of Penetration	0.180
39	Lower Dome	A	LD-1	6 & 7	Lack of Penetration	0.175
40	Lower Dome	A	LD-1	8 & 9	Lack of Penetration	0.190
41	Barrel	A	27 & 28	Undercut	Porosity	0.230
42	Lower Dome	Floor		5	Top Side Pitting	0.400
43	Barrel	A	5	Undercut	Porosity	0.230

4.0 PLATE TEST SUMMARY

Weston Solutions, Inc.

Honolulu, HI

Tank # 6

Flaw No.	Tank Section	Quad	Row / Course	Plate / Vertical Drop	Description of Flaw / Defect	Remaining Thickness
44	Barrel	A	2 & 3	Undercut	Porosity	0.235
45	Barrel	A	2 & 3	Undercut	Porosity	0.230
46	Barrel	A	2 & 3	Undercut	Porosity	0.190
47	Barrel	A	2 & 3	Undercut	Porosity	0.165
48	Barrel	A	1	Undercut	Porosity	0.170
49	Barrel	A	1	Undercut	Porosity	
50	Barrel	A	2	Undercut	Porosity	0.160
51	Barrel	D	20	Undercut	Porosity	0.180
52	Lower Dome	B	LD-4	52	Top Side Pitting	0.200
53	Lower Dome	B	LD-4	59	Top Side Pitting	0.200
54	Extension	B	E-4	1	Underside Corrosion	0.190
55	Barrel	B	1	1	Porosity	0.160
56	Barrel	B	7	1	Porosity	0.175
57	Barrel	B	10	1	Porosity	0.200
58	Barrel	D	13 & 14	Undercut	Porosity	0.176
59	Barrel	D	12	Undercut	Porosity	
60	Barrel	D	5	Undercut	Porosity	
61	Barrel	D	2	Undercut	Underside Corrosion	0.170
62	Extension	D	E-4	Undercut	Underside Corrosion	0.190
63	Extension	D	E-3	Undercut	Top Side Pitting	0.200
64	Barrel	C	5	1	Porosity	0.180
65	Barrel	C	1	1	Porosity	0.180
66	Barrel	B	17	1	Underside Corrosion	0.200
67	Barrel	B	21	1	Porosity	0.180
68	Barrel	B	23	1	Porosity	0.160
69	Barrel	B	24	2	Porosity	0.185
70	Barrel	B	24	2	Porosity	0.175
71	Barrel	B	21	2	Top Side Pitting	0.180
72	Barrel	B	12	2	Porosity	0.140
73	Barrel	B	7	2	Porosity	0.170
74	Barrel	B	6	2	Porosity	0.170
75	Barrel	B	4	2	Porosity	0.150
76	Extension	B	E-4	3	Porosity	0.150
77	Barrel	B	1	3	Porosity	
78	Barrel	B	3	3	Porosity	0.145
79	Barrel	B	3	3	Porosity	0.155
80	Barrel	B	5	3	Porosity	0.165
81	Barrel	B	7	3	Porosity	0.150
82	Barrel	B	12	3	Porosity	0.155
83	Barrel	B	16	3	Porosity	0.140
84	Barrel	B	22	3	Porosity	0.190
85	Barrel	B	27	3	Top Side Gouge	0.180
86	Barrel	C	26	3	Porosity	0.160

4.0 PLATE TEST SUMMARY

Weston Solutions, Inc.

Honolulu, HI

Tank # 6

Flaw No.	Tank Section	Quad	Row / Course	Plate / Vertical Drop	Description of Flaw / Defect	Remaining Thickness
87	Barrel	C	24	2	Porosity	0.190
88	Barrel	C	22	3	Porosity	0.160
89	Barrel	C	12	2	Porosity	0.190
90	Barrel	C	18 & 19	2	Porosity	0.190
91	Barrel	C	13 & 14	3	Porosity	0.170
92	Barrel	C	13	3	Porosity	0.180
93	Barrel	C	11 & 12	3	Porosity	0.190
94	Barrel	C	6 & 7	3	Porosity	0.200
95	Barrel	C	1 & 2	3	Porosity	
96	Barrel	C	1 & 2	3	Gap	0.140
97	Extension	C	E-4	3	Porosity	
98	Extension	C	E-4	4	Porosity	
99	Barrel	C	2 & 3	4	Porosity	0.160
100	Barrel	C	4 & 5	4	Porosity	0.170
101	Barrel	C	8 & 9	4	Porosity	0.200
102	Barrel	B	28	4	Underside Corrosion	0.200
103	Barrel	B	26	4	Underside Corrosion	0.200
104	Barrel	B	15	4	Underside Corrosion	0.200
105	Barrel	B	7	3	Porosity	0.175
106	Barrel	B	7	4	Porosity	0.130
107	Barrel	B	5	4	Porosity	0.175
108	Barrel	B	2	4	Porosity	0.150
109	Barrel	B	1	4	Porosity	
110	Extension	B	E-4	4	Porosity	
111	Extension	B	16	2	Underside Corrosion	0.170
112	Extension	B	14	2	Underside Corrosion	0.190
113	Barrel	B	2	5	Porosity	0.170
114	Barrel	B	5	5	Porosity	0.165
115	Barrel	B	8	5	Porosity	0.160
116	Barrel	B	13	5	Top Side Pitting	0.180
117	Barrel	B	19	5	Porosity	0.170
118	Barrel	B	24	5	Underside Corrosion	0.197
119	Barrel	B	28	5	Porosity	0.170
120	Extension	B	E-4	6	Underside Corrosion	0.200
121	Extension	B	E-4	6	Porosity	
122	Extension	B	E-4	6	Porosity	
123	Barrel	B	1	6	Porosity	
124	Barrel	B	1	6	Deep Undercut	
125	Barrel	B	3	6	Top Side Pitting	0.190
126	Barrel	B	3	6	Porosity	0.180
127	Barrel	B	3	6	Porosity	0.180
128	Barrel	B	3	6	Porosity	0.140
129	Barrel	B	3	6	Porosity	0.140

4.0 PLATE TEST SUMMARY

Weston Solutions, Inc.

Honolulu, HI

Tank # 6

Flaw No.	Tank Section	Quad	Row / Course	Plate / Vertical Drop	Description of Flaw / Defect	Remaining Thickness
130	Barrel	B	5	6	Top Side Pitting	0.200
131	Barrel	B	5	6	Porosity	0.140
132	Barrel	B	6	6	Porosity	0.180
133	Barrel	B	6	6	Porosity	0.160
134	Barrel	B	8	6	Porosity	0.185
135	Barrel	B	10	6	Top Side Pitting	0.190
136	Barrel	B	26	6	Porosity	0.160
137	Barrel	B	28	6	Porosity	
138	Barrel	B	28	6	Porosity	0.180
139	Barrel	B	28	6	Porosity	0.170
140	Barrel	B	25	7	Top Side Pitting	0.190
141	Barrel	C	23	4	Porosity	
142	Barrel	C	27 & 28	5	Porosity	0.180
143	Barrel	C	18 & 19	5	Porosity	0.180
144	Barrel	C	17 & 18	5	Porosity	0.180
145	Extension	C	E-4	5	Top Side Pitting	0.190
146	Barrel	C	9	6	Top Side Pitting	0.200
147	Barrel	C	21	6	Top Side Pitting	0.190
148	Barrel	C	23 & 24	6	Porosity	0.190
149	Barrel	C	25	6	Top Side Pitting	0.185
150	Extension	B	E-4	7	Underside Corrosion	0.200
151	Barrel	B	1	7	Porosity	0.165
152	Barrel	B	1	7	Underside Corrosion	0.200
153	Barrel	B	4	7	Porosity	0.140
154	Barrel	B	4	7	Top Side Gouge	0.200
155	Barrel	B	6	7	Porosity	0.170
156	Barrel	B	6	7	Porosity	0.165
157	Barrel	B	9	7	Porosity	
158	Barrel	B	9	7	Porosity	0.140
159	Barrel	B	10	7	Porosity	0.170
160	Barrel	B	10	7	Porosity	0.175
161	Barrel	B	10	7	Porosity	
162	Barrel	B	12	7	Porosity	0.170
163	Barrel	B	12	7	Porosity	0.170
164	Barrel	B	13	7	Top Side Gouge	0.200
165	Barrel	B	16	7	Porosity	0.145
166	Extension	B	E-4	8	Underside Corrosion	0.180
167	Extension	B	E-4	8	Porosity	
168	Barrel	B	2	8	Porosity	0.165
169	Barrel	B	3	8	Porosity	0.170
170	Barrel	B	3	8	Porosity	0.175
171	Barrel	B	5	8	Porosity	0.175
172	Barrel	B	11	8	Porosity	0.170

4.0 PLATE TEST SUMMARY

Weston Solutions, Inc.

Honolulu, HI

Tank # 6

Flaw No.	Tank Section	Quad	Row / Course	Plate / Vertical Drop	Description of Flaw / Defect	Remaining Thickness
173	Barrel	B	16	8	Top Side Pitting	0.190
174	Barrel	B	27	8	Porosity	0.180
175	Barrel	B	28	8	Top Side Gouge	0.190
176	Barrel	B	28	9	Porosity	0.150
177	Barrel	C	3	7	Porosity	0.175
178	Barrel	C	3	7	Porosity	0.180
179	Barrel	C	4	7	Porosity	0.170
180	Barrel	C	4	7	Porosity	0.180
181	Barrel	C	6	7	Porosity	0.190
182	Barrel	C	6	7	Porosity	0.190
183	Barrel	C	7	7	Underside Corrosion	0.200
184	Barrel	C	11	7	Underside Corrosion	0.170
185	Barrel	C	3	8	Porosity	0.180
186	Barrel	C	3	8	Porosity	0.170
187	Barrel	C	6	8	Porosity	0.200
188	Barrel	C	10	8	Porosity	0.180
189	Barrel	C	10	8	Porosity	0.175
190	Barrel	C	21	8	Top Side Pitting	0.200
191	Barrel	C	28	8	Porosity	0.120
192	Barrel	C	26	9	Top Side Pitting	0.190
193	Extension	B	E-4	9	Underside Corrosion	0.190
194	Barrel	B	1	9	Undercut	
195	Barrel	B	3	9	Porosity	0.170
196	Barrel	B	4	9	Porosity	0.150
197	Barrel	B	4	9	Porosity	0.155
198	Barrel	B	7 & 8	9	Porosity	0.160
199	Barrel	B	9	9	Porosity	
200	Barrel	B	10	9	Top Side Gouge	0.200
201	Barrel	B	11	9	Top Side Gouge	0.200
202	Barrel	B	13	9	Porosity	0.150
203	Barrel	B	16	9	Top Side Gouge	0.200
204	Barrel	B	17	9	Top Side Gouge	0.200
205	Barrel	B	20	9	Porosity	0.155
206	Barrel	B	22	9	Porosity	0.170
207	Barrel	B	26 & 27	10	Porosity	0.160
208	Barrel	B	21	10	Top Side Gouge	0.200
209	Barrel	B	18	10	Porosity	0.180
210	Barrel	B	11	10	Porosity	
211					No Flaw	
212	Barrel	B	7	10	Porosity	
213	Barrel	B	5	10	Underside Corrosion	0.220
214	Barrel	B	4	10	Porosity	0.190
215	Barrel	B	4	10	Porosity	0.220

4.0 PLATE TEST SUMMARY

Weston Solutions, Inc.

Honolulu, HI

Tank # 6

Flaw No.	Tank Section	Quad	Row / Course	Plate / Vertical Drop	Description of Flaw / Defect	Remaining Thickness
216	Barrel	B	4	10	Porosity	0.200
217	Extension	B	E-4	10	Top Side Pitting	0.190
218	Extension	B	E-4	10	Top Side Pitting	0.190
219	Extension	A/B	E-4	11	Top Side Pitting	0.200
220	Extension	A/B	E-4	11	Underside Corrosion	0.155
221	Barrel	A/B	3	11	Porosity	0.190
222	Barrel	A/B	3	11	Porosity	0.190
223	Barrel	A/B	4	11	Top Side Pitting	0.200
224	Barrel	A/B	6	11	Porosity	0.190
225	Extension	A	E-4	12	Porosity	
226	Extension	A	E-4	12	Porosity	
227	Extension	A	E-4	12	Porosity	
228	Extension	A	E-4	12	Porosity	
229	Extension	A	E-4	12	Undercut	
230	Barrel	A	1	12	Top Side Gouge	0.200
231	Barrel	A	3 & 4	12	Porosity	0.155
232	Barrel	A	3 & 4	12	Porosity	0.140
233	Barrel	A	5 & 6	12	Porosity	0.175
234	Barrel	A	5 & 6	12	Porosity	0.140
235	Barrel	A	7	12	Porosity	0.165
236	Barrel	A	8 & 9	12	Porosity	
237	Barrel	A	16	12	Porosity	0.145
238	Barrel	C	1	9	Porosity	0.180
239	Barrel	C	1	9	Porosity	0.180
240	Barrel	C	1	9	Porosity	
241	Barrel	C	1	9	Porosity	0.180
242	Barrel	C	1	9	Porosity	0.180
243	Barrel	C	2	9	Porosity	0.170
244	Barrel	C	4	9	Porosity	0.160
245	Barrel	C	4	9	Porosity	0.180
246	Extension	C	E-4	10	Underside Corrosion	0.180
247	Barrel	C	3	9	Porosity	0.170
248					No Flaw	
249	Barrel	C	1	10	Porosity	0.200
250	Barrel	C	3	10	Underside Corrosion	0.200
251	Barrel	C	3	10	Porosity	0.190
252	Barrel	C	3	10	Porosity	0.160
253	Barrel	C	3	10	Porosity	0.160
254	Barrel	C	4 & 5	10	Porosity	0.165
255	Barrel	C	9	10	Porosity	0.175
256	Barrel	C	14	10	Porosity	0.170
257	Barrel	C	14	10	Porosity	0.170
258	Barrel	C	16	10	Porosity	0.180

4.0 PLATE TEST SUMMARY

Weston Solutions, Inc.

Honolulu, HI

Tank # 6

Flaw No.	Tank Section	Quad	Row / Course	Plate / Vertical Drop	Description of Flaw / Defect	Remaining Thickness
259	Extension	D	E-4	11	Underside Corrosion	0.150
260	Barrel	D	3	11	Porosity	0.170
261	Barrel	D	3	11	Porosity	0.180
262	Barrel	D	4	11	Porosity	0.180
263	Barrel	D	5	11	Porosity	0.170
264	Barrel	D	6	11	Porosity	0.160
265	Barrel	D	6	11	Porosity	0.185
266	Barrel	D	8	11	Porosity	0.170
267	Barrel	D	9	11	Porosity	0.170
268	Barrel	D	11	11	Porosity	0.180
269	Barrel	D	13	11	Porosity	0.175
270	Barrel	D	13	11	Porosity	0.180
271	Barrel	D	21	12	Porosity	
272	Barrel	D	19	12	Porosity	0.200
273	Barrel	D	19	12	Porosity	0.190
274	Barrel	D	14	11	Porosity	0.170
275	Barrel	D	17	11	Porosity	0.175
276	Barrel	D	20	11	Porosity	0.190
277	Barrel	D	20	11	Porosity	0.190
278	Barrel	D	24	11	Porosity	0.180
279	Barrel	D	24 & 25	11	Porosity	0.170
280	Barrel	D	24 & 25	11	Top Side Pitting	0.200
281	Barrel	D	24 & 25	11	Top Side Pitting	0.200
282	Barrel	D	28	11	Porosity	0.180
283	Barrel	D	28	11	Porosity	
284	Barrel	D	28	12	Porosity	0.180
285	Barrel	D	28	12	Porosity	0.180
286	Barrel	D	28	12	Porosity	0.180
287	Barrel	D	28	12	Porosity	0.190
288	Barrel	D	28	12	Porosity	0.170
289	Barrel	D	26	12	Porosity	
290	Barrel	D	21	12	Porosity	0.180
291	Barrel	D	21	12	Porosity	0.180
292	Barrel	D	7	12	Porosity	0.180
293	Barrel	D	7	12	Porosity	0.185
294	Barrel	D	7	12	Porosity	0.180
295	Barrel	D	5	12	Porosity	0.175
296	Barrel	D	5	12	Porosity	0.170
297	Barrel	D	14	12	Porosity	0.180
298	Barrel	D	1	12	Porosity	0.170
299	Barrel	D	1	12	Porosity	0.170
300	Extension	D	E-4	12	Underside Corrosion	0.200
301	Barrel	D	2	12	Porosity	0.170

4.0 PLATE TEST SUMMARY

Weston Solutions, Inc.

Honolulu, HI

Tank # 6

Flaw No.	Tank Section	Quad	Row / Course	Plate / Vertical Drop	Description of Flaw / Defect	Remaining Thickness
302	Barrel	D	2	12	Porosity	0.185
303	Barrel	D	3	12	Porosity	0.190
304	Extension	D	E-4	13	Underside Corrosion	0.200
305	Barrel	D	1	13	Porosity	0.160
306	Barrel	D	1	13	Porosity	0.160
307	Barrel	D	3	13	Porosity	0.220
308	Barrel	D	7	13	Porosity	0.170
309	Barrel	D	7	13	Porosity	0.170
310	Barrel	D	9	13	Porosity	0.180
311	Barrel	D	12	13	Porosity	0.170
312	Barrel	D	12	13	Porosity	0.170
313	Barrel	A	26	13	Underside Corrosion	0.200
314	Barrel	A	20	13	Porosity	
315	Barrel	A	16	13	Porosity	0.190
316	Barrel	A	16	13	Top Side Gouge	0.180
317	Barrel	A	13	13	Porosity	0.160
318	Barrel	A	11 & 12	13	Porosity	0.170
319	Barrel	A	1	13	Porosity	
320	Barrel	A	5 & 6	13	Porosity	0.175
321	Barrel	A	27	14	Top Side Pitting	0.170
322	Barrel	A	15	14	Porosity	0.190
323	Barrel	A	15	14	Porosity	0.190
324	Barrel	A	6	14	Porosity	0.170
325	Barrel	A	6	14	Porosity	0.170
326	Barrel	D	18	13	Top Side Gouge	0.200
327	Barrel	D	28	14	Porosity	0.190
328	Barrel	D	28	14	Porosity	0.190
329	Barrel	D	28	14	Porosity	0.140
330	Barrel	D	28	14	Porosity	0.140
331	Barrel	D	28	14	Porosity	0.190
332	Extension	D	E-4	14	Underside Corrosion	0.170
333	Extension	D	E-4	14	Porosity	
334	Barrel	D	2	14	Underside Corrosion	0.180
335					No Flaw	
336	Barrel	D	2	14	Porosity	0.180
337	Barrel	D	7	14	Porosity	0.220
338	Barrel	D	7	14	Porosity	0.170
339	Barrel	D	12	14	Porosity	0.170
340	Barrel	D	12	14	Porosity	0.190
341	Barrel	D	12	14	Porosity	0.170
342	Barrel	D	12	14	Porosity	0.220
343	Barrel	D	12	14	Porosity	0.170
344	Barrel	D	28	15	Porosity	

4.0 PLATE TEST SUMMARY

Weston Solutions, Inc.

Honolulu, HI

Tank # 6

Flaw No.	Tank Section	Quad	Row / Course	Plate / Vertical Drop	Description of Flaw / Defect	Remaining Thickness
345	Barrel	D	28	15	Porosity	0.170
346	Barrel	D	28	15	Porosity	0.170
347	Barrel	D	28	15	Porosity	0.170
348					No Flaw	
349	Barrel	D	23	15	Porosity	0.180
350	Barrel	A	3 & 4	14	Porosity	0.170
351	Barrel	A	2	14	Porosity	0.180
352	Extension	A	E-4	15	Underside Corrosion	0.150
353	Barrel	A	1	15	Top Side Gouge	0.200
354	Barrel	A	1	15	Porosity	0.170
355	Barrel	A	2	15	Underside Corrosion	0.190
356	Barrel	A	6	15	Porosity	0.190
357	Barrel	A	12 & 13	15	Porosity	0.160
358	Barrel	A	24	15	Top Side Gouge	0.180
359	Barrel	A	25	16	Top Side Gouge	0.200
360	Barrel	A	24	15	Porosity	0.190
361	Barrel	A	13	16	Porosity	0.175
362	Barrel	A	10	16	Porosity	0.190
363	Barrel	A	4	16	Porosity	0.180
364	Barrel	A	3	16	Porosity	0.200
365	Barrel	A	1	16	Porosity	
366					No Flaw	
367	Barrel	A	1	16	Undercut	
368	Extension	A	E-4	17	Porosity	
369	Barrel	A	8 & 9	17	Porosity	0.160
370	Barrel	A	9 & 10	18	Undercut	0.190
371					No Flaw	
372	Barrel	A	5	18	Porosity	0.190
373	Extension	D	E-4	15	Underside Corrosion	0.200
374	Extension	D	E-4	15	Porosity	
375	Barrel	D	1	15	Porosity	
376	Barrel	D	1	15	Porosity	0.180
377	Barrel	D	3	15	Porosity	0.180
378	Barrel	D	3	15	Porosity	0.170
379	Barrel	D	3	15	Porosity	0.180
380	Barrel	D	3	15	Porosity	0.180
381	Barrel	D	3	15	Porosity	0.160
382	Barrel	D	3	15	Porosity	0.170
383	Barrel	D	3	15	Porosity	0.170
384	Barrel	D	3	15	Porosity	0.200
385	Barrel	D	3	15	Porosity	0.200
386	Barrel	D	5	15	Porosity	0.170
387	Barrel	D	7	15	Porosity	0.170

4.0 PLATE TEST SUMMARY

Weston Solutions, Inc.

Honolulu, HI

Tank # 6

Flaw No.	Tank Section	Quad	Row / Course	Plate / Vertical Drop	Description of Flaw / Defect	Remaining Thickness
388	Barrel	D	7	15	Porosity	0.180
389	Extension	D	E-4	16	Underside Corrosion	0.160
390	Barrel	D	2	16	Porosity	0.160
391	Barrel	D	4	16	Porosity	0.200
392	Barrel	D	4	16	Porosity	0.170
393	Barrel	D	4	16	Porosity	0.170
394	Barrel	D	5	16	Porosity	0.180
395	Barrel	D	5	16	Porosity	0.180
396	Barrel	D	6	16	Porosity	0.180
397	Barrel	D	6	16	Porosity	
398	Barrel	D	8	16	Porosity	0.180
399	Barrel	D	10	16	Top Side Pitting	0.200
400	Barrel	D	11	16	Underside Corrosion	0.168
401	Barrel	D	16	16	Porosity	0.220
402	Barrel	D	19	16	Porosity	0.200
403	Barrel	D	19	16	Porosity	0.185
404	Barrel	D	19	16	Porosity	0.180
405	Barrel	D	26	16	Porosity	0.180
406	Barrel	D	26	16	Porosity	0.180
407	Barrel	D	28	16	Porosity	0.180
408	Barrel	D	28	16	Porosity	
409	Barrel	D	28	16	Porosity	
410	Barrel	D	28	16	Porosity	0.180
411	Barrel	D	9	17	Porosity	0.170
412	Barrel	D	9	17	Porosity	0.190
413	Barrel	D	10	17	Porosity	0.190
414	Barrel	D	10	17	Porosity	0.160
415	Barrel	D	13	17	Porosity	0.200
416	Barrel	D	12	17	Porosity	0.190
417	Barrel	D	15	17	Porosity	0.200
418	Barrel	D	19	17	Porosity	0.190
419	Barrel	D	19	17	Porosity	0.180
420	Barrel	D	21	17	Top Side Pitting	
421	Barrel	D	21	17	Top Side Pitting	
422	Barrel	D	21	17	Top Side Pitting	
423	Barrel	D	21	17	Top Side Pitting	
424	Barrel	D	22	17	Porosity	0.180
425	Barrel	D	26	17	Porosity	0.180
426	Upper Dome	B	A	A-3	Underside Corrosion	0.190
427	Extension	B	E-1	1	Top Side Pitting	0.200
428	Extension	B	E-3	1	Underside Corrosion	0.180
429	Extension	B	E-3	1	Top Side Gouge	0.160
430	Extension	B	E-3	2	Underside Corrosion	0.190

4.0 PLATE TEST SUMMARY

Weston Solutions, Inc.

Honolulu, HI

Tank # 6

Flaw No.	Tank Section	Quad	Row / Course	Plate / Vertical Drop	Description of Flaw / Defect	Remaining Thickness
431	Extension	B	E-1	3	Porosity	
432	Extension	B	E-2	3	Top Side Gouge	0.200
433	Extension	B	E-3	3	Underside Corrosion	0.190
434	Extension	B	E-3	3	Underside Corrosion	0.190
435	Extension	B	E-3	3	Porosity	0.170
436	Extension	B	E-3	4	Underside Corrosion	0.195
437	Extension	B	E-3	4	Underside Corrosion	0.195
438	Upper Dome	B	A	A-13	Porosity	
439	Extension	B	E-3	5	Underside Corrosion	0.190
440	Extension	B	E-3	5	Underside Corrosion	0.195
441	Extension	B	E-3	5	Porosity	
442	Extension	B	E-3	6	Underside Corrosion	0.195
443	Extension	D	E-4	17	Porosity	0.190
444	Barrel	D	4	17	Porosity	0.170
445	Barrel	D	4	17	Porosity	0.180
446	Barrel	D	4	17	Porosity	0.160
447	Barrel	D	4	17	Top Side Pitting	0.190
448	Barrel	D	5	17	Porosity	0.140
449	Barrel	D	5	17	Porosity	0.170
450	Barrel	D	5	17	Porosity	0.170
451	Barrel	D	5	17	Porosity	0.160
452	Barrel	D	7	17	Porosity	0.190
453	Barrel	D	7	17	Porosity	0.190
454	Barrel	D	7	17	Porosity	0.180
455	Extension	D	E-4	18	Porosity	0.180
456	Barrel	D	1	18	Top Side Pitting	0.190
457	Barrel	D	2	18	Porosity	
458	Barrel	D	2	18	Porosity	0.170
459	Barrel	D	3	18	Porosity	
460	Barrel	D	3	18	Porosity	0.180
461	Barrel	D	3	18	Porosity	0.170
462	Barrel	D	6	18	Porosity	0.180
463	Barrel	D	6	18	Porosity	0.190
464	Barrel	D	6	18	Porosity	0.190
465	Barrel	D	8	18	Porosity	0.180
466	Barrel	D	8	18	Porosity	
467	Barrel	D	8	18	Porosity	0.140
468	Barrel	D	8	18	Porosity	0.110
469	Barrel	D	18	18	Porosity	0.130
470	Barrel	D	18	18	Porosity	0.180
471	Barrel	D	27	18	Top Side Pitting	0.195
472	Extension	C	E-1	1	Underside Corrosion	0.200
473	Extension	C	E-1	1	Underside Corrosion	0.190

4.0 PLATE TEST SUMMARY

Weston Solutions, Inc.

Honolulu, HI

Tank # 6

Flaw No.	Tank Section	Quad	Row / Course	Plate / Vertical Drop	Description of Flaw / Defect	Remaining Thickness
474	Extension	C	E-2	1	Top Side Pitting	0.190
475	Extension	C	E-3	1	Underside Corrosion	0.190
476	Extension	C	E-3	1	Underside Corrosion	0.190
477	Extension	C	E-3	1	Underside Corrosion	0.180
478	Extension	C	E-3	1	Top Side Pitting	0.150
479	Extension	C	E-3	2	Underside Corrosion	0.200
480	Extension	C	E-3	2	Underside Corrosion	0.185
481	Extension	C	E-1	2	Underside Corrosion	0.170
482	Upper Dome	C	A	A-67	Top Side Pitting	0.190
483	Extension	C	E-3	3	Underside Corrosion	0.200
484	Extension	C	E-3	3	Underside Corrosion	0.200
485	Extension	C	E-3	4	Underside Corrosion	0.195
486	Extension	C	E-3	4	Underside Corrosion	0.120
487	Upper Dome	C	A	A-61	Underside Corrosion	0.190
488	Extension	C	E-1	5	Dent	
489	Extension	C	E-3	5	Underside Corrosion	0.180
490	Extension	C	E-3	6	Dent	
491	Extension	C	E-3	6	Underside Corrosion	0.114
492	Extension	C	E-3	6	Underside Corrosion	0.190
493	Extension	C	E-1	6	Porosity	0.200
494	Extension	C	E-1	6	Underside Corrosion	0.180
495	Upper Dome	C	A	A-60	Dent	
496	Upper Dome	C	A	A-59	Underside Corrosion	0.180
497	Upper Dome	C	A	A-58	Underside Corrosion	0.170
498	Upper Dome	C	A	A-57	Underside Corrosion	0.200
499	Upper Dome	C	A	A-56	Underside Corrosion	0.195
500	Extension	C	E-1	7	Top Side Gouge	0.190
501	Extension	C	E-3	7	Underside Corrosion	0.190
502	Extension	C	E-3	7	Underside Corrosion	0.180
503	Extension	C	E-3	8	Underside Corrosion	0.160
504	Extension	C	E-3	8	Underside Corrosion	0.170
505	Extension	C	E-3	8	Underside Corrosion	0.200
506	Upper Dome	C	A	A-55	Underside Corrosion	0.185
507	Upper Dome	C	A	A-54	Underside Corrosion	0.170
508	Upper Dome	C	A	A-53	Underside Corrosion	0.180
509	Upper Dome	C	A	A-52	Top Side Pitting	0.200
510	Upper Dome	C	A	A-52	Underside Corrosion	0.200
511	Upper Dome	C	A	A-51	Underside Corrosion	0.200
512	Extension	B	E-3	7	Underside Corrosion	0.195
513	Extension	B	E-3	7	Underside Corrosion	0.170
514	Extension	B	E-3	7	Underside Corrosion	0.195
515	Extension	B	E-3	7	Underside Corrosion	0.195
516	Extension	B	E-3	7	Underside Corrosion	0.190

4.0 PLATE TEST SUMMARY

Weston Solutions, Inc.

Honolulu, HI

Tank # 6

Flaw No.	Tank Section	Quad	Row / Course	Plate / Vertical Drop	Description of Flaw / Defect	Remaining Thickness
517	Extension	B	E-1	8	Underside Corrosion	0.180
518	Upper Dome	B	A	A-21	Underside Corrosion	0.170
519	Extension	B	E-3	9	Underside Corrosion	0.190
520	Extension	B	E-3	9	Underside Corrosion	0.195
521	Extension	B	E-3	10	Underside Corrosion	0.150
522	Extension	B	E-2	10	Porosity	
523	Upper Dome	A	A	A-27	Underside Corrosion	0.193
524	Extension	A	E-3	11	Underside Corrosion	0.200
525	Extension	A	E-3	11	Underside Corrosion	0.195
526	Extension	A	E-3	12	Underside Corrosion	0.195
527	Extension	A	E-3	12	Underside Corrosion	0.195
528	Extension	A	E-1	12	Dent	
529	Extension	A	E-3	13	Underside Corrosion	0.190
530	Extension	A	E-3	14	Underside Corrosion	0.190
531	Extension	A	E-3	14	Underside Corrosion	0.195
532	Extension	A	E-3	14	Underside Corrosion	0.200
533	Extension	A	E-2	14	Porosity	
534	Extension	C	E-2	9	Porosity	
535	Extension	C	E-2	9	Porosity	
536	Extension	C	E-3	9	Underside Corrosion	0.195
537	Extension	C	E-3	9	Underside Corrosion	0.200
538	Extension	C	E-3	9	Underside Corrosion	0.165
539	Extension	C	E-3	10	Underside Corrosion	0.190
540	Extension	C	E-2	10	Dent	
541	Extension	C	E-2	10	Dent	
542	Extension	C	E-1	10	Underside Corrosion	0.180
543	Upper Dome	C	A	A-50	Porosity	
544	Upper Dome	C	A	A-49	Underside Corrosion	0.178
545	Upper Dome	C	A	A-48	Porosity	
546	Upper Dome	C	A	A-48	Porosity	
547	Extension	D	E-3	11	Underside Corrosion	0.190
548	Extension	D	E-3	11	Underside Corrosion	0.168
549	Extension	D	E-3	11	Underside Corrosion	0.180
550	Extension	D	E-3	12	Underside Corrosion	0.150
551	Extension	D	E-3	12	Underside Corrosion	0.190
552	Extension	D	E-2	12	Underside Corrosion	0.190
553	Extension	D	E-2	12	Porosity	
554	Upper Dome	D	A	A-43	Porosity	
555	Upper Dome	D	A	A-43	Porosity	
556	Upper Dome	D	A	A-44	Porosity	
557	Extension	D	E-3	13	Underside Corrosion	0.180
558	Extension	D	E-3	13	Underside Corrosion	0.200

4.0 PLATE TEST SUMMARY

Weston Solutions, Inc.

Honolulu, HI

Tank # 6

Flaw No.	Tank Section	Quad	Row / Course	Plate / Vertical Drop	Description of Flaw / Defect	Remaining Thickness
559	Extension	D	E-3	13	Underside Corrosion	0.190
560	Extension	D	E-3	14	Underside Corrosion	0.200
561	Extension	D	E-3	14	Underside Corrosion	0.200
562	Extension	D	E-3	14	Underside Corrosion	0.176
563	Extension	D	E-3	14	Top Side Pitting	0.180
564	Extension	D	E-3	15	Underside Corrosion	0.195
565	Extension	D	E-3	15	Underside Corrosion	0.195
566	Extension	D	E-3	15	Underside Corrosion	0.190
567	Extension	D	E-3	16	Underside Corrosion	0.200
568	Extension	D	E-3	16	Underside Corrosion	0.200
569	Extension	D	E-1	16	Porosity	0.170
570	Upper Dome	D	A	A-35	Porosity	0.200
571	Upper Dome	D	A	A-32	Underside Corrosion	0.180
572	Extension	A	E-3	15	Underside Corrosion	0.195
573	Extension	A	E-3	16	Underside Corrosion	0.195
574	Extension	A	E-3	16	Underside Corrosion	0.190
575	Upper Dome	A	A	A-42	Dent	
576	Extension	A	E-3	17	Underside Corrosion	0.195
577	Upper Dome	A	A	A-44	Underside Corrosion	0.180
578	Upper Dome	A	A	A-45	Underside Corrosion	0.170
579	Upper Dome	A	A	A-45	Underside Corrosion	0.160
580	Upper Dome	A	A	A-45	Underside Corrosion	0.175
581	Extension	D	E-2	17	Dent	
582	Extension	D	E-3	17	Underside Corrosion	0.195
583	Extension	D	E-3	17	Underside Corrosion	0.200
584	Extension	D	E-3	17	Underside Corrosion	0.180
585	Extension	D	E-1	18	Top Side Pitting	0.160
586	Extension	D	E-1	18	Top Side Pitting	0.160
587	Extension	D	E-1	18	Porosity	
588	Upper Dome	D	A	A-31	Porosity	
589	Upper Dome	C	B	B-72	Porosity	
590	Upper Dome	C	B	B-71	Porosity	
591	Upper Dome	C	B	B-70	Top Side Pitting	0.170
592	Upper Dome	C	B	B-69	Porosity	
593	Upper Dome	C	B	B-68	Porosity	
594	Upper Dome	C	B	B-63	Underside Corrosion	0.170
595	Upper Dome	C	B	B-63	Underside Corrosion	0.190
596	Upper Dome	C	B	B-63	Underside Corrosion	0.180
597	Upper Dome	C	B	B-62	Underside Corrosion	0.190
598	Upper Dome	C	B	B-62	Underside Corrosion	0.175
599	Upper Dome	C	B	B-62	Underside Corrosion	0.170

4.0 PLATE TEST SUMMARY

Weston Solutions, Inc.

Honolulu, HI

Tank # 6

Flaw No.	Tank Section	Quad	Row / Course	Plate / Vertical Drop	Description of Flaw / Defect	Remaining Thickness
600	Upper Dome	C	B	B-62	Top Side Pitting	0.180
601	Upper Dome	C	A	A-60	Underside Corrosion	0.195
602	Upper Dome	C	A	A-59	Underside Corrosion	0.180
603	Upper Dome	C	A	A-59	Underside Corrosion	0.180
604	Upper Dome	C	A	A-59	Underside Corrosion	0.200
605	Upper Dome	D	B	B-53	Porosity	0.220
606	Upper Dome	D	B	B-52	Underside Corrosion	0.190
607	Upper Dome	D	B	B-51	Porosity	0.180
608	Upper Dome	D	B	B-48	Top Side Pitting	0.200
609	Upper Dome	D	B	B-48	Top Side Pitting	0.200
610	Upper Dome	D	B	B-42	Top Side Gouge	0.180
611	Upper Dome	D	B	B-41	Underside Corrosion	0.175
612	Upper Dome	D	A	A-36	Underside Corrosion	0.200
613	Upper Dome	D	A	A-39	Underside Corrosion	0.190
614	Upper Dome	A	B	B-21	Top Side Pitting	0.180
615	Upper Dome	A	B	B-23	Top Side Pitting	0.180
616	Upper Dome	A	B	B-23	Top Side Pitting	0.170
617	Upper Dome	A	A	A-36	Underside Corrosion	0.190
618	Upper Dome	A	B	B-28	Top Side Pitting	0.170
619	Upper Dome	A	B	B-31	Underside Corrosion	0.175
620	Upper Dome	A	B	B-31	Underside Corrosion	0.175
621	Upper Dome	A	B	B-30	Top Side Pitting	0.180
622	Upper Dome	A	B	B-30	Top Side Pitting	0.185
623	Upper Dome	A	B	B-30	Top Side Pitting	0.190
624	Upper Dome	A	B	B-33	Top Side Gouge	0.175
625	Upper Dome	B	C	C-4	Top Side Gouge	0.140
626	Upper Dome	B	C	C-10	Top Side Gouge	0.190
627	Upper Dome	B	C	C-13	Top Side Pitting	0.180
628	Upper Dome	B	B	B-16	Underside Corrosion	0.190
629	Upper Dome	B	C	C-16	Top Side Pitting	0.180
630	Upper Dome	A	B	B-29	Underside Corrosion	0.195
631	Upper Dome	A	B	B-28	Dent	
632	Upper Dome	A	C	C-32	Top Side Pitting	0.170
633	Upper Dome	A	B	B-35	Underside Corrosion	0.190
634	Upper Dome	A	C	C-21	Top Side Gouge	0.170
635	Upper Dome	A	C	C-22	Dent	
636	Upper Dome	C	A	A-62	Underside Corrosion	0.200
637	Upper Dome	C	A	A-67	Underside Corrosion	0.185
638	Upper Dome	D	A	A-44	Underside Corrosion	0.170
639	Upper Dome	D	A	A-51	Underside Corrosion	0.190
640	Upper Dome	C	A	A-72	Underside Corrosion	0.180

4.0 PLATE TEST SUMMARY

Weston Solutions, Inc.

Honolulu, HI

Tank # 6

Flaw No.	Tank Section	Quad	Row / Course	Plate / Vertical Drop	Description of Flaw / Defect	Remaining Thickness
641	Upper Dome	D	C	C-45	Dent	
642	Upper Dome	D	D	D-36	Top Side Pitting	0.170
643	Barrel	D	21	Undercat	Underside Corrosion	0.200
644	Barrel	D	8	Undercat	Underside Corrosion	0.200
645	Upper Dome	A	A	A-47	Top Side Pitting	0.160
646	Extension	A	E-3	18	Underside Corrosion	0.170
647	Extension	A	E-3	19	Underside Corrosion	0.195
648	Extension	A	E-3	19	Underside Corrosion	0.190
649	Extension	A	E-2	19	Dent	
650	Extension	A	E-2	20	Dent	
651	Upper Dome	B	B	B-11	Top Side Pitting	0.180
652	Upper Dome	B	B	B-12	Top Side Pitting	0.190
653	Barrel	B	2	7	Underside Corrosion	0.180
654	Extension	B	E-1	8	Underside Corrosion	0.170
655	Extension	B	E-1	8	Underside Corrosion	0.180
656	Upper Dome	B	A	A-20	Underside Corrosion	0.200
657	Upper Dome	B	A	A-19	Underside Corrosion	0.200
658	Upper Dome	B	A	A-21	Underside Corrosion	0.170
659	Extension	B	E-4	9	Underside Corrosion	0.190
660	Upper Dome	B	A	A-25	Underside Corrosion	0.200
661	Extension	B	E-1	10	Underside Corrosion	0.190
662	Extension	B	E-2	10	Underside Corrosion	0.180
663	Extension	B	E-2	10	Underside Corrosion	0.170
664	Extension	B	E-2	10	Underside Corrosion	0.190
665	Extension	B	E-2	10	Underside Corrosion	0.200
666	Extension	B	E-2	10	Underside Corrosion	0.170
667	Extension	B	E-2	10	Porosity	0.190
668	Extension	B	E-3	10	Underside Corrosion	0.190
669	Upper Dome	A	A	A-26	Underside Corrosion	0.180
670	Extension	A	E-1	14	Underside Corrosion	0.170
671	Upper Dome	A	A	A-35	Underside Corrosion	0.190
672	Upper Dome	A	A	A-35	Underside Corrosion	0.190
673	Upper Dome	A	A	A-35	Underside Corrosion	0.200
674	Upper Dome	A	A	A-44	Underside Corrosion	0.180
675	Upper Dome	D	F	F-22	Underside Corrosion	0.195
676	Lower Dome	D	LD-1	42 & 43	Lack of Penetration	0.170
677	Barrel	A	26	12	Underside Corrosion	0.200
678	Extension	A	E-3	17	Surface Corrosion	
679	Extension	A	E-3	18	Surface Corrosion	
680	Upper Dome	D	A	A-46	Underside Corrosion	0.180
681	Barrel	D	16 & 17	18	Porosity	

4.0 PLATE TEST SUMMARY

Weston Solutions, Inc.

Honolulu, HI

Tank # 6

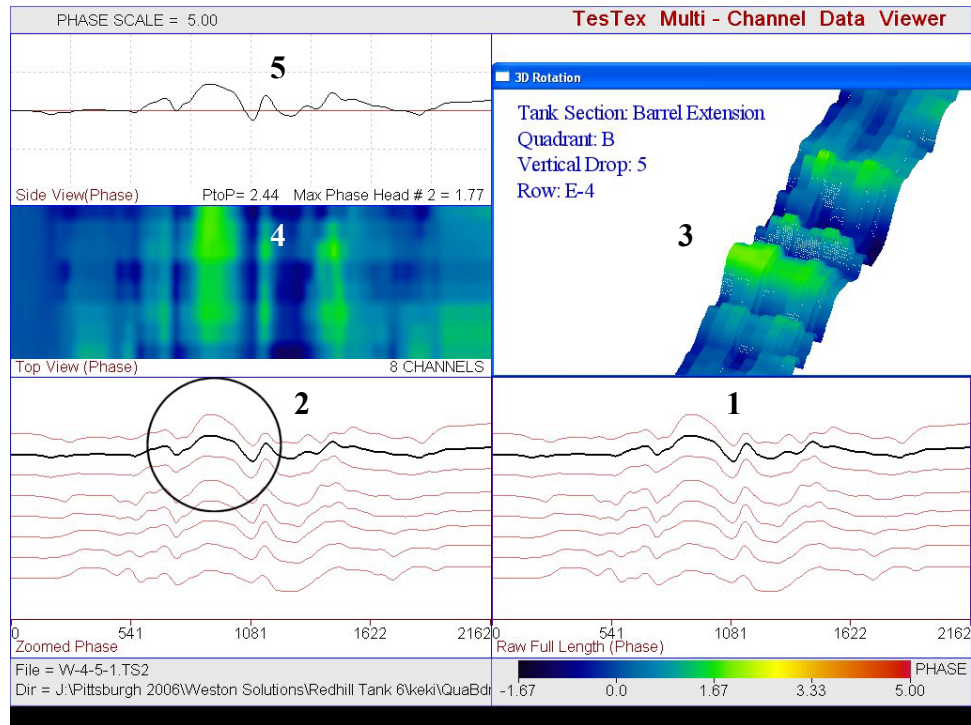
Flaw No.	Tank Section	Quad	Row / Course	Plate / Vertical Drop	Description of Flaw / Defect	Remaining Thickness
682	Barrel	B	1	7	Porosity	0.170
683	Barrel	B	1	7	Porosity	0.165
684	Barrel	C	28	8	Porosity	0.180

5.0 TYPICAL WAVEFORM

Weston Solutions, Inc.

Honolulu, HI

Tank # 6



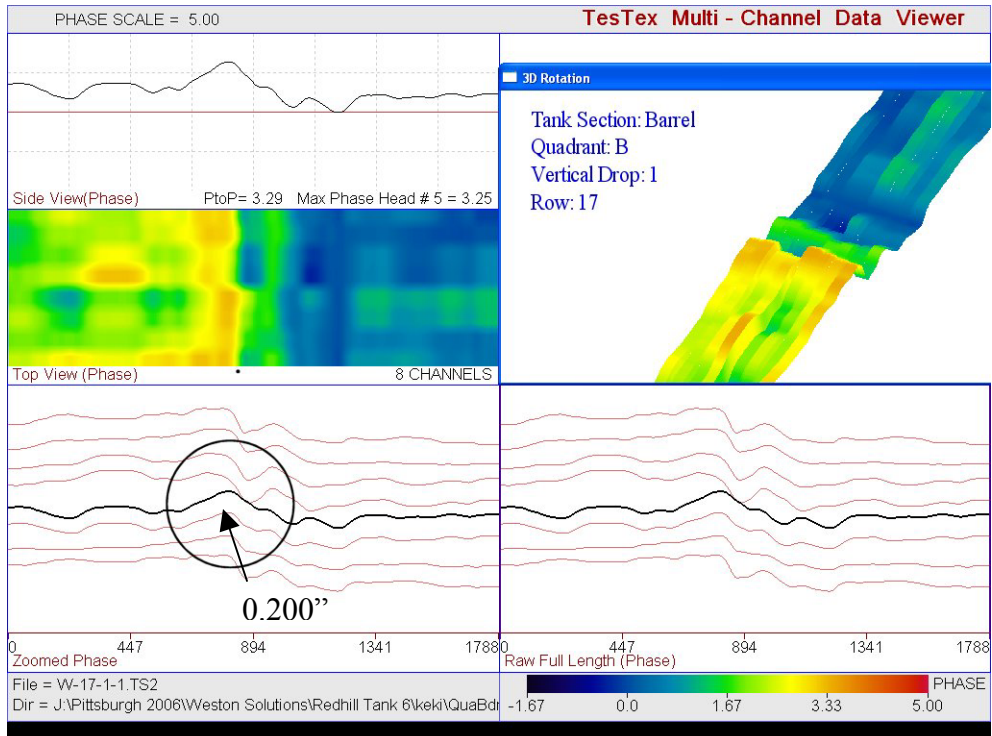
Shown above is a typical **TS-2000** waveform collected from the Barrel of Tank #6. This particular plate exhibits 0.190" underside corrosion.

The **TS-2000** display has 5 windows to facilitate the interpretation of each plate. Window 1 shows raw data from the scanner before the signal is processed or filtered. The 2nd window shows the raw data filtered and processed. The 3rd window shows a 3-D view of the plate. The 4th window shows a topside view of the plate. The 5th window shows the highest and lowest points of the plate baseline.

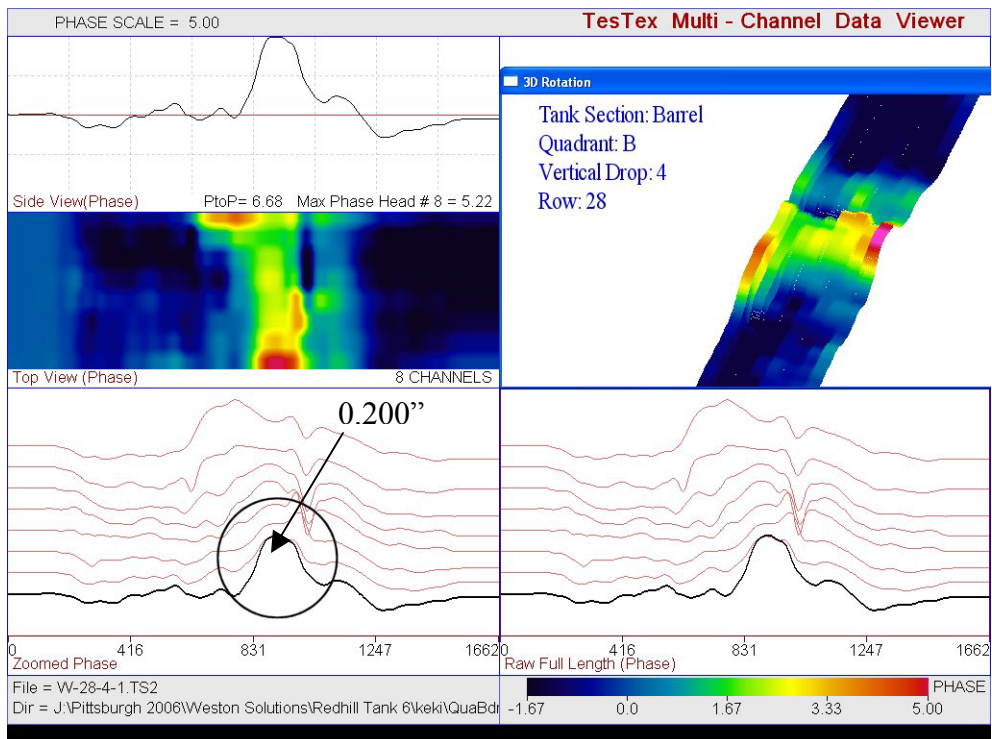
The **TS-2000** scanner is comprised of 8 sensors, which gives more sensitivity to pitting and cracking. Each sensor is individually represented by a line in windows 1, 2, and 3. The 4th window shows each sensor and is color marked as it detects wall loss. Any rise in the waveform indicates wall loss. The magnitude of the response is given by a color and is coded to the right of the waveform. From this color and comparing it to a calibration, a percent wall loss or wall remaining value can therefore be determined.

APPENDIX A – SAMPLE WAVEFORMS

APPENDIX A – SAMPLE WAVEFORMS

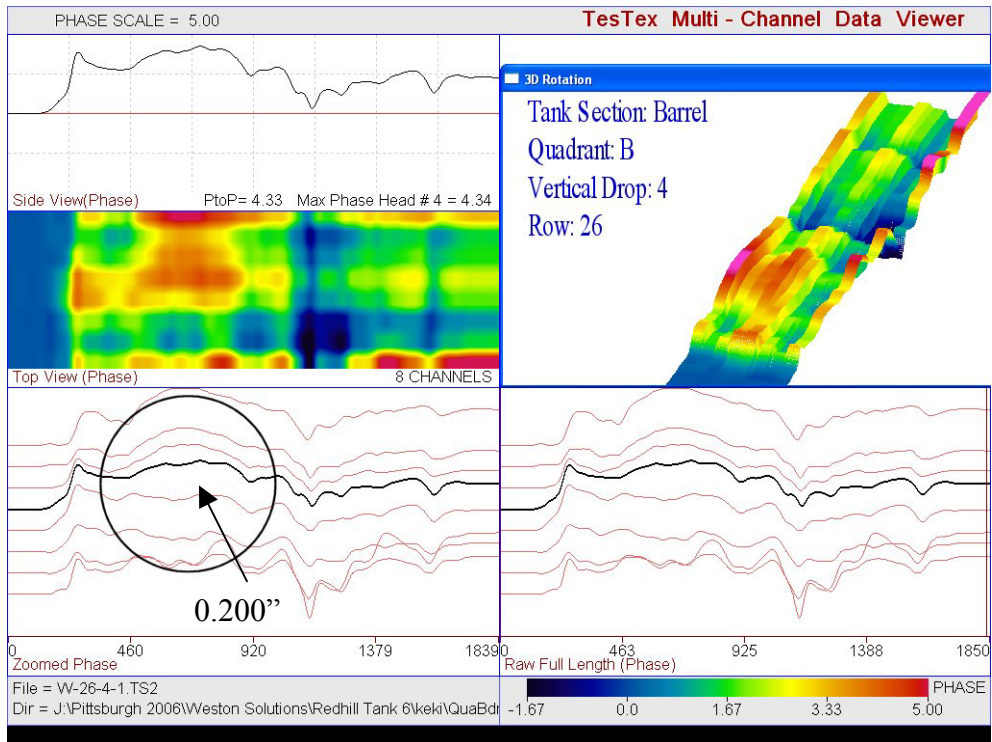


Flaw # 66: The waveform above depicts underside corrosion exhibiting 0.200" wall remaining.

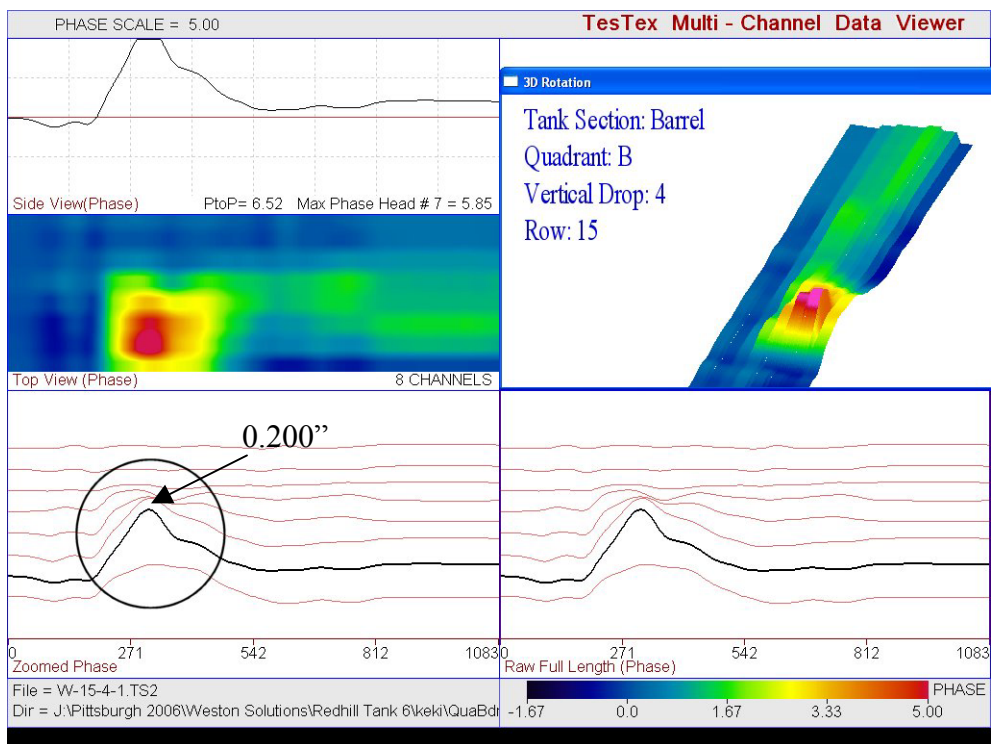


Flaw # 102: The waveform above depicts underside corrosion exhibiting 0.200" wall remaining.

APPENDIX A – SAMPLE WAVEFORMS

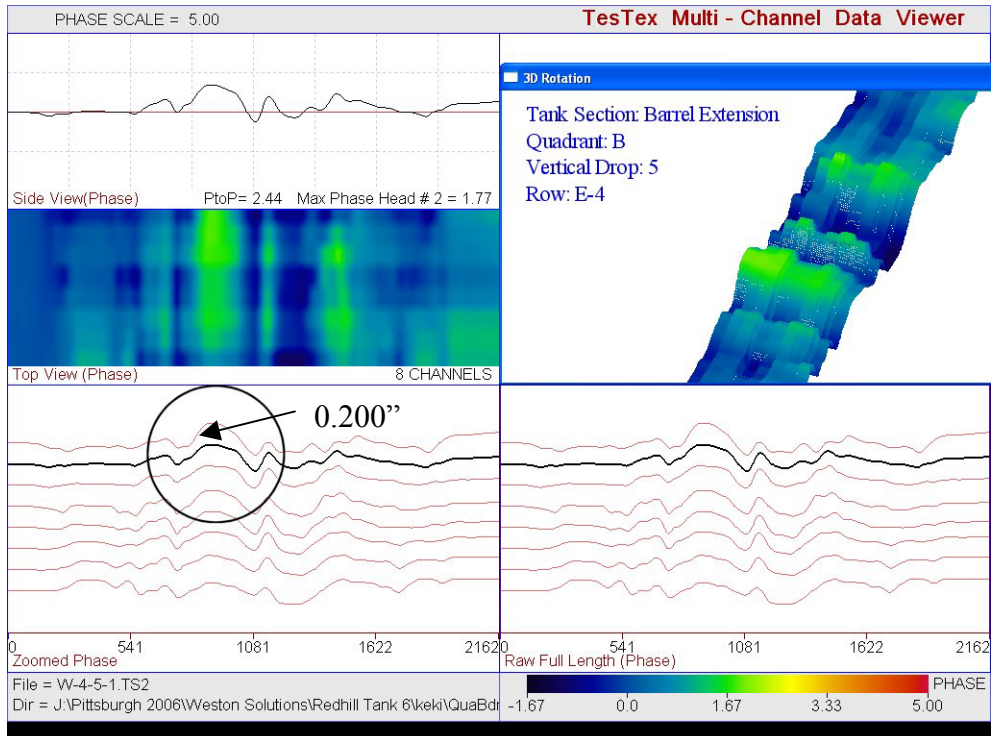


Flaw # 103: The waveform above depicts underside corrosion exhibiting 0.200” wall remaining.

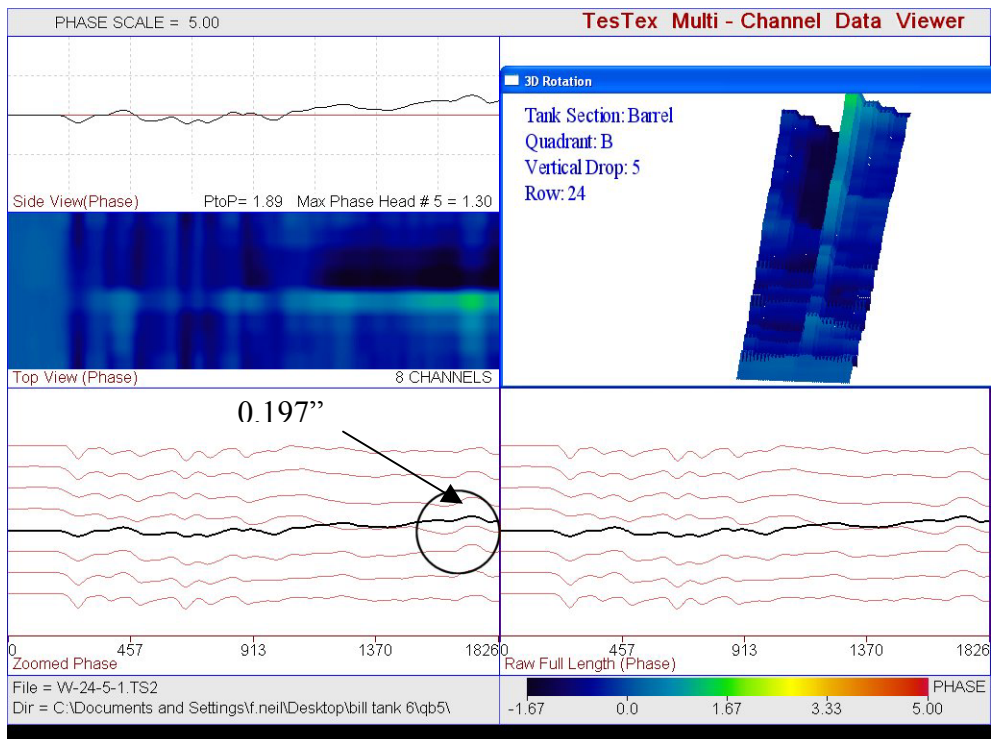


Flaw # 104: The waveform above depicts underside corrosion exhibiting 0.200” wall remaining.

APPENDIX A – SAMPLE WAVEFORMS

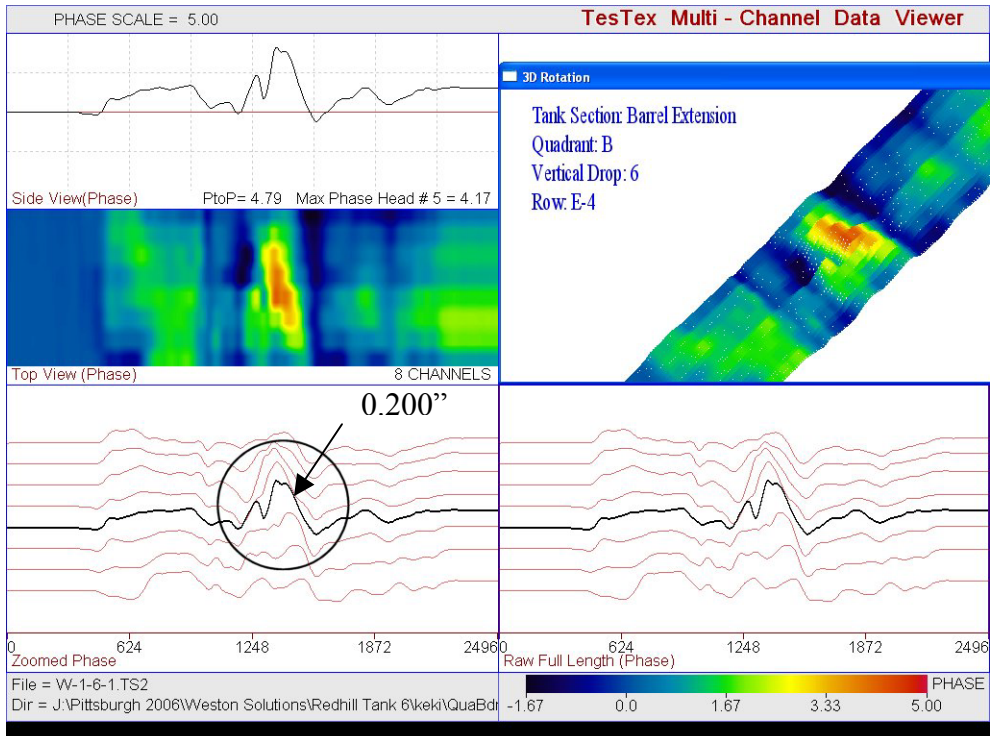


Flaw # 112: The waveform above depicts underside corrosion exhibiting 0.190” wall remaining.

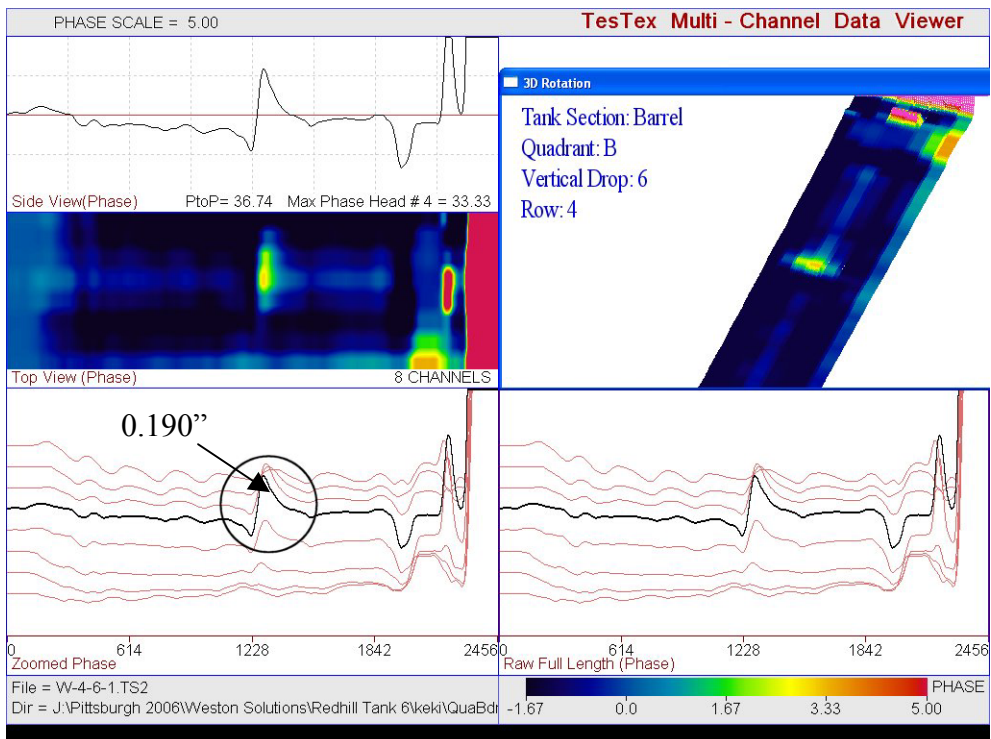


Flaw # 118: The waveform above depicts underside corrosion exhibiting 0.197” wall remaining.

APPENDIX A – SAMPLE WAVEFORMS

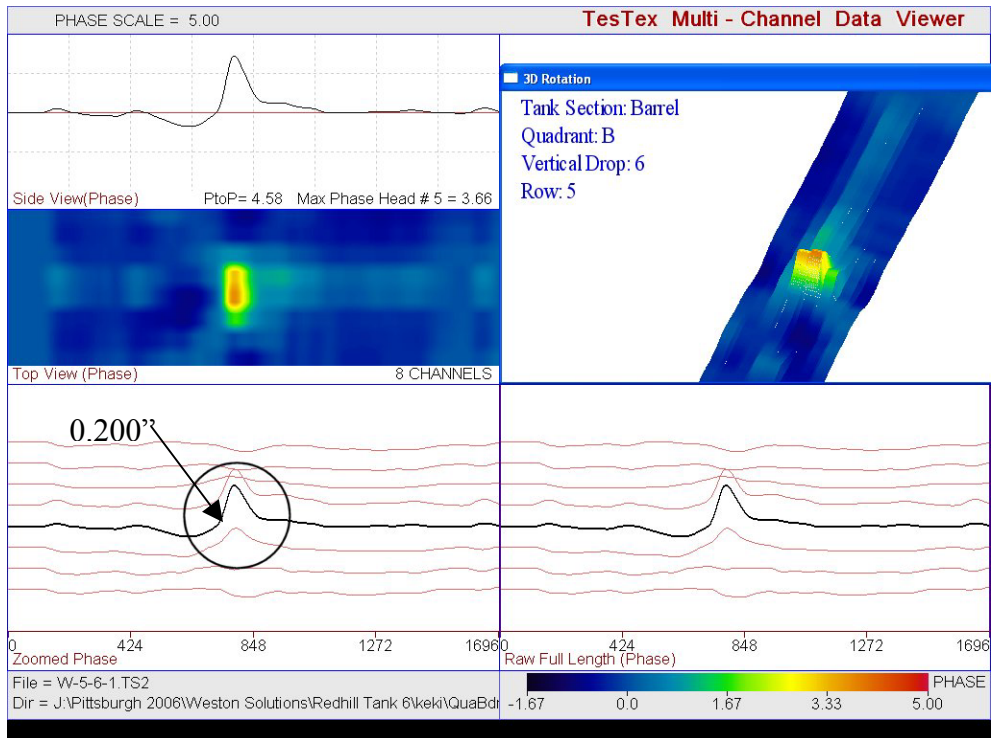


Flaw # 120: The waveform above depicts underside corrosion exhibiting 0.200" wall remaining.

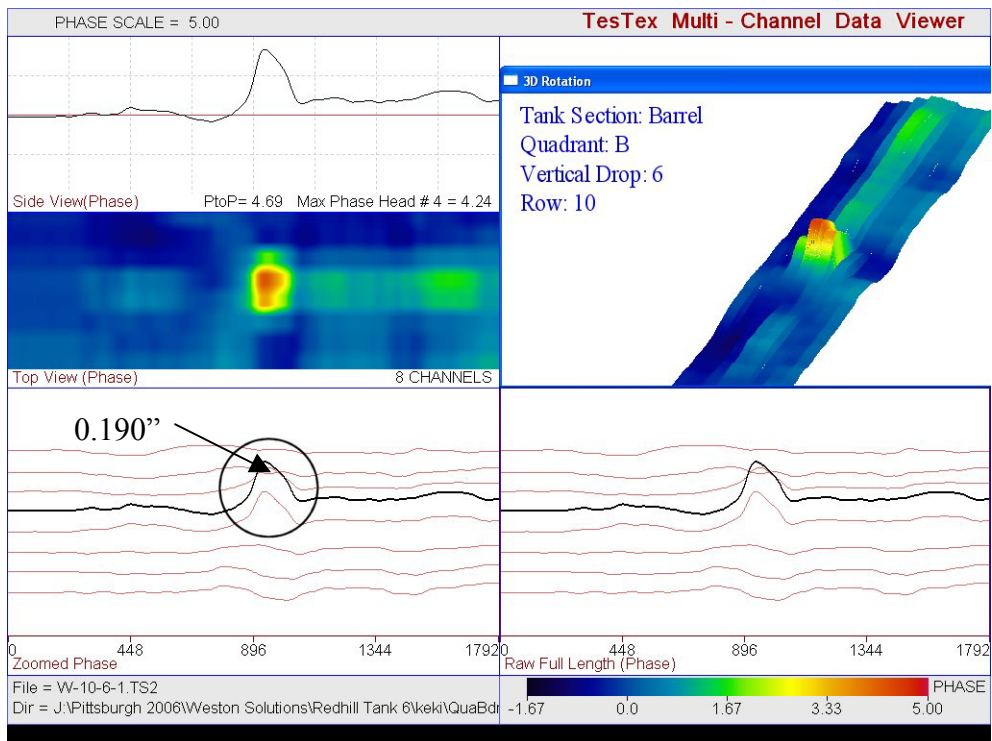


Flaw # 125: The waveform above depicts topside pitting exhibiting 0.190" wall remaining.

APPENDIX A – SAMPLE WAVEFORMS

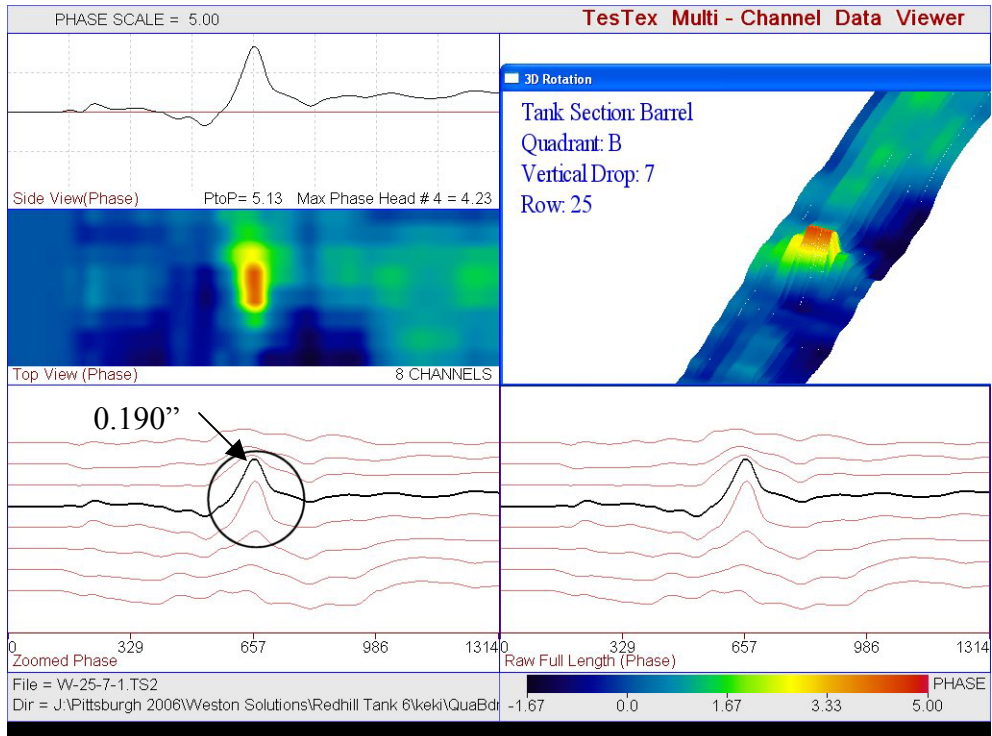


Flaw # 130: The waveform above depicts topside pitting exhibiting 0.200" wall remaining.

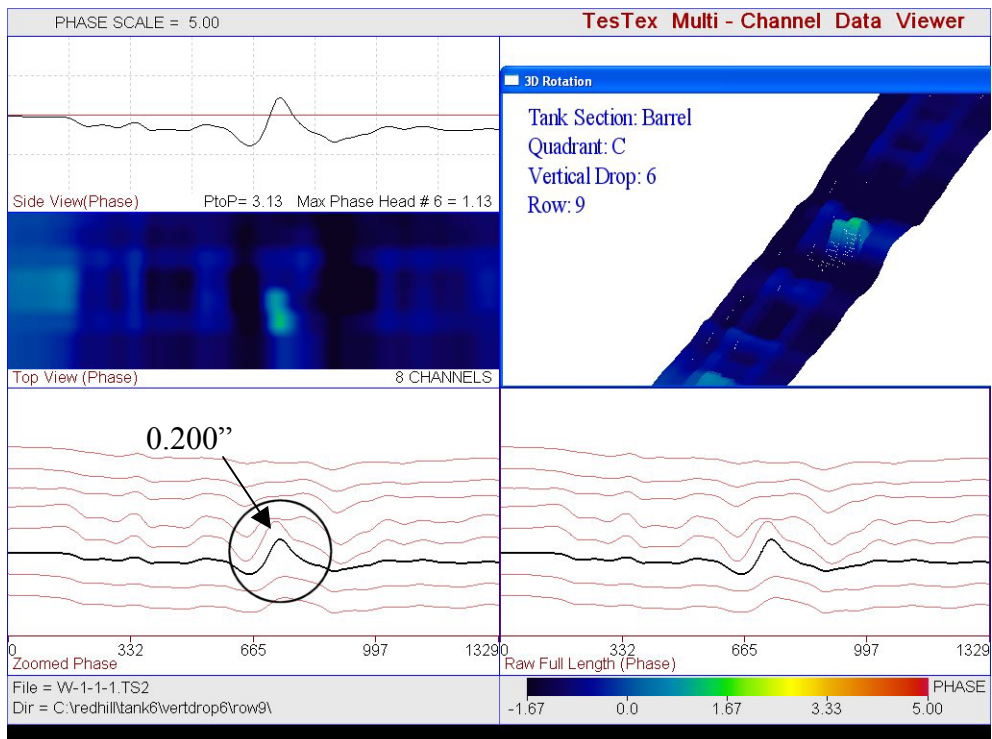


Flaw # 135: The waveform above depicts topside pitting exhibiting 0.190" wall remaining.

APPENDIX A – SAMPLE WAVEFORMS

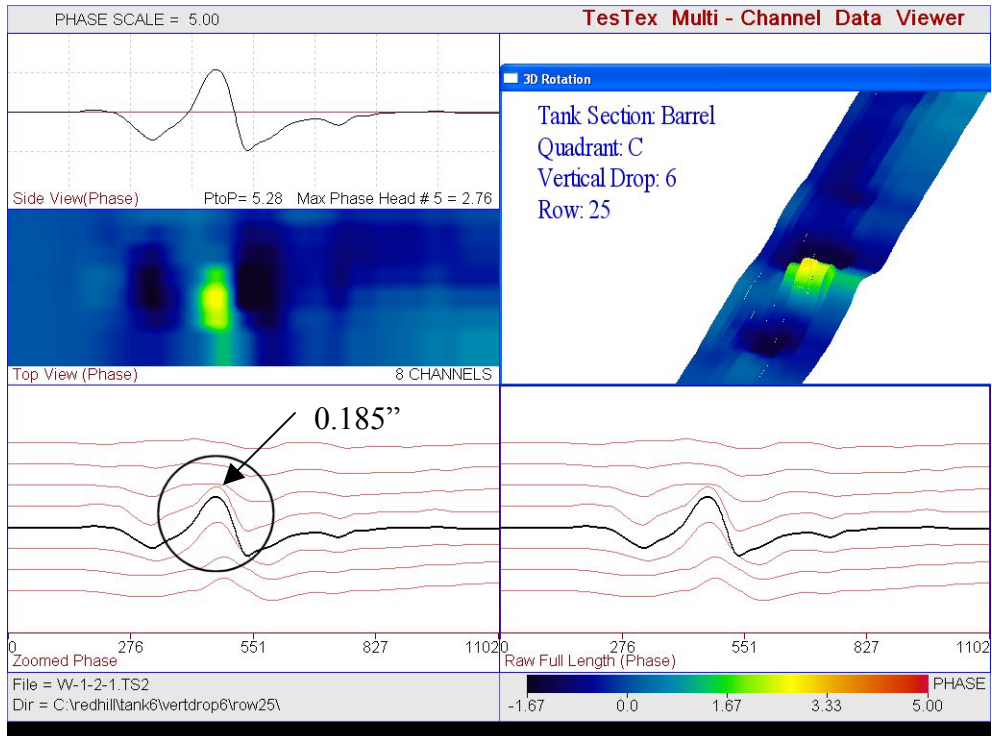


Flaw # 140: The waveform above depicts topside pitting exhibiting 0.190" wall remaining.

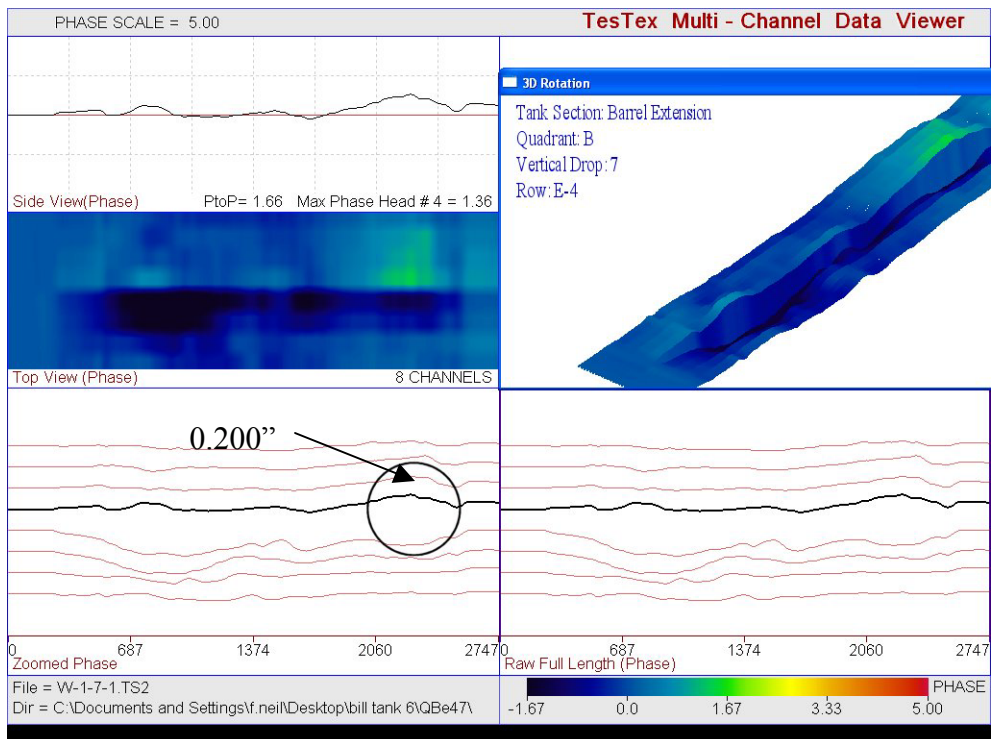


Flaw # 146: The waveform above depicts topside pitting exhibiting 0.200" wall remaining.

APPENDIX A – SAMPLE WAVEFORMS

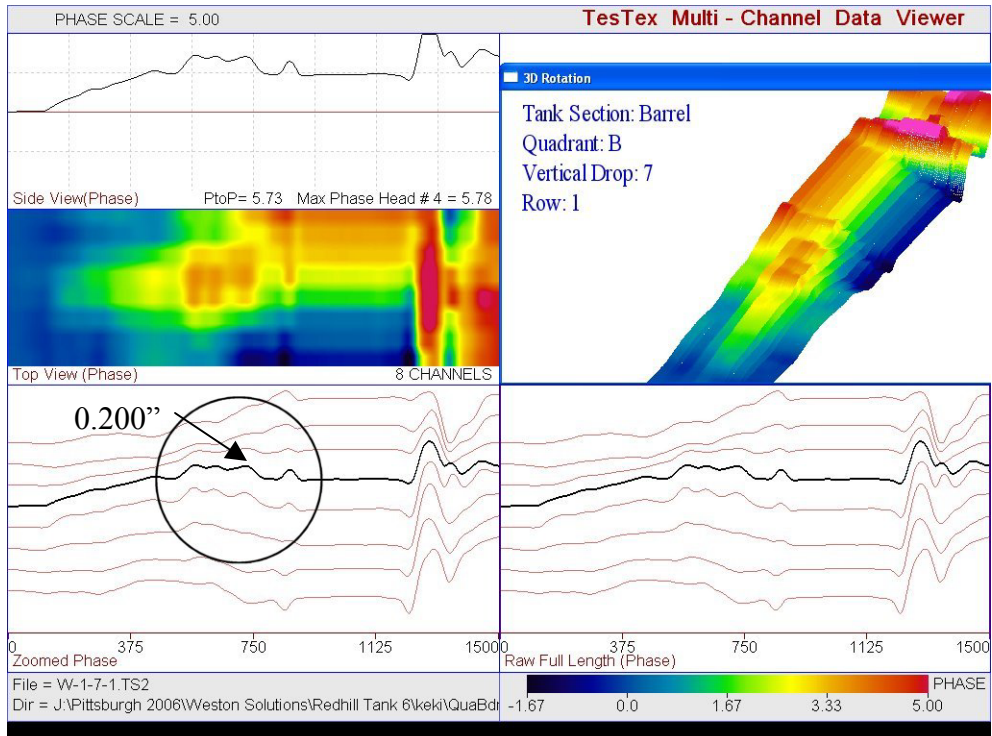


Flaw # 149: The waveform above depicts topside pitting exhibiting 0.185" wall remaining.

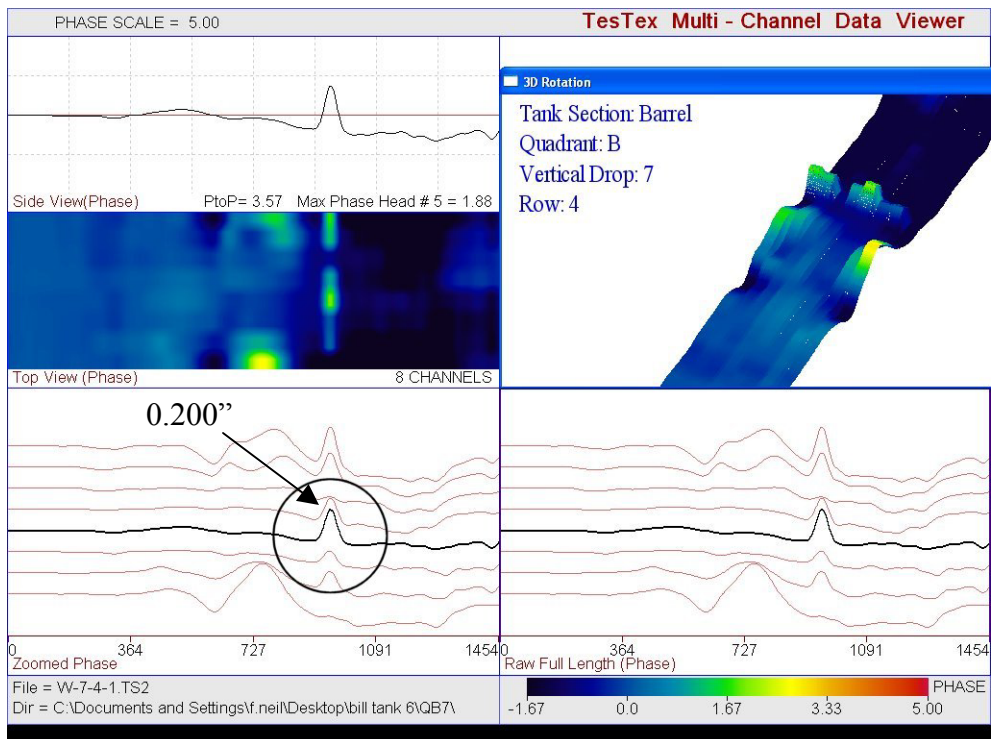


Flaw # 150: The waveform above depicts underside corrosion exhibiting 0.200 wall remaining.

APPENDIX A – SAMPLE WAVEFORMS

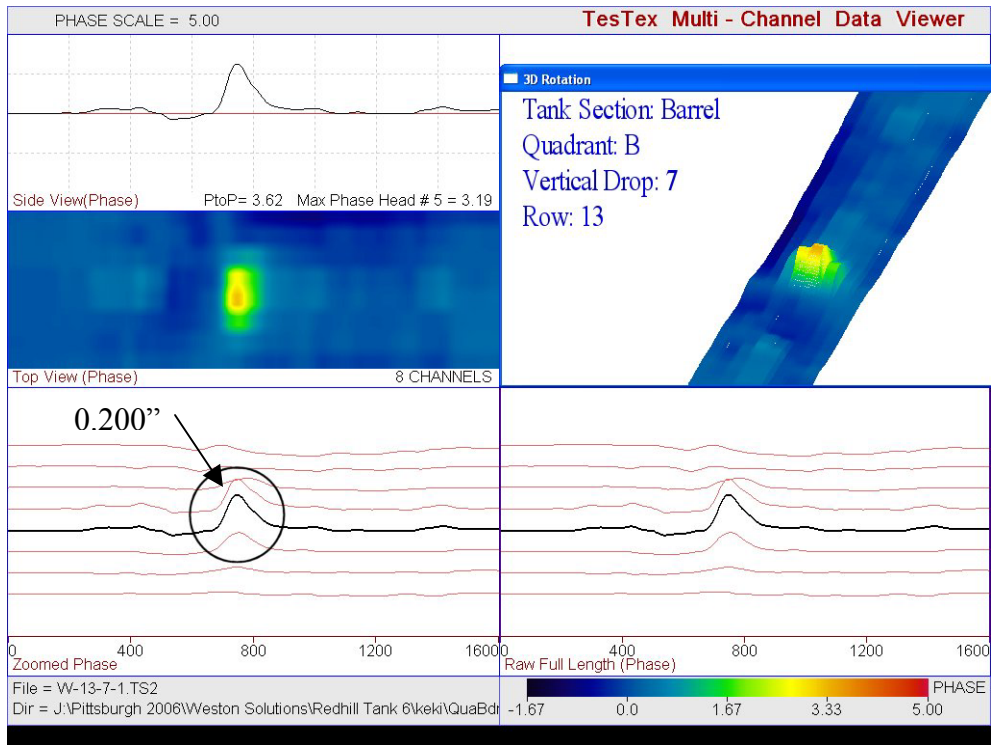


Flaw # 152: The waveform above depicts underside corrosion exhibiting 0.200" wall remaining.

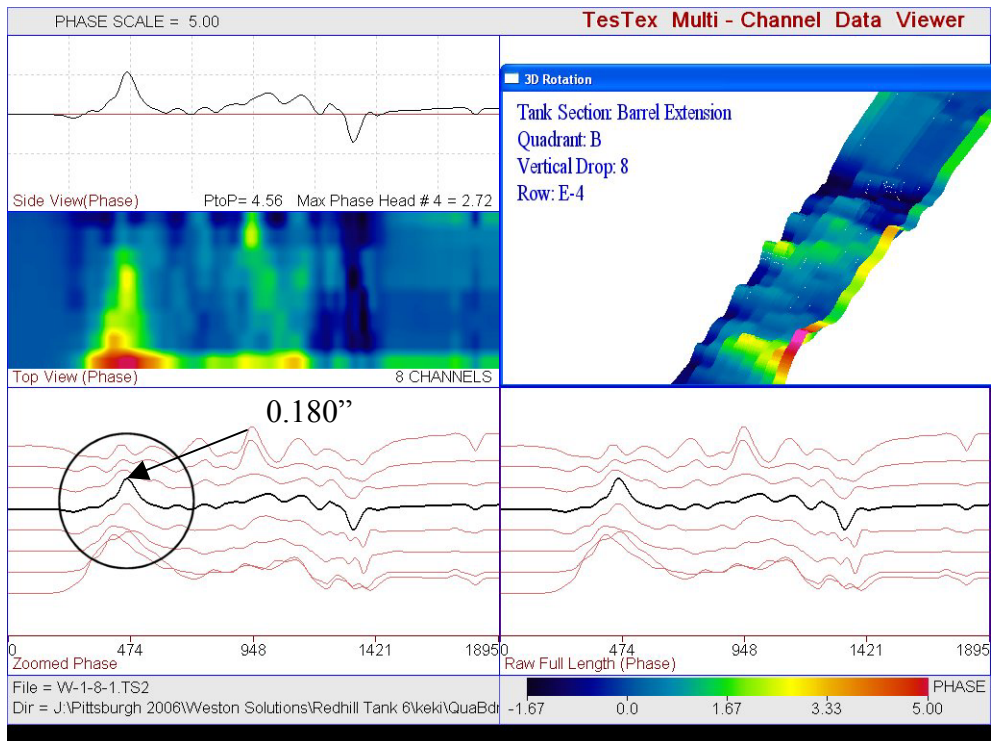


Flaw # 154: The waveform above depicts topside gouging exhibiting 0.200" wall remaining.

APPENDIX A – SAMPLE WAVEFORMS

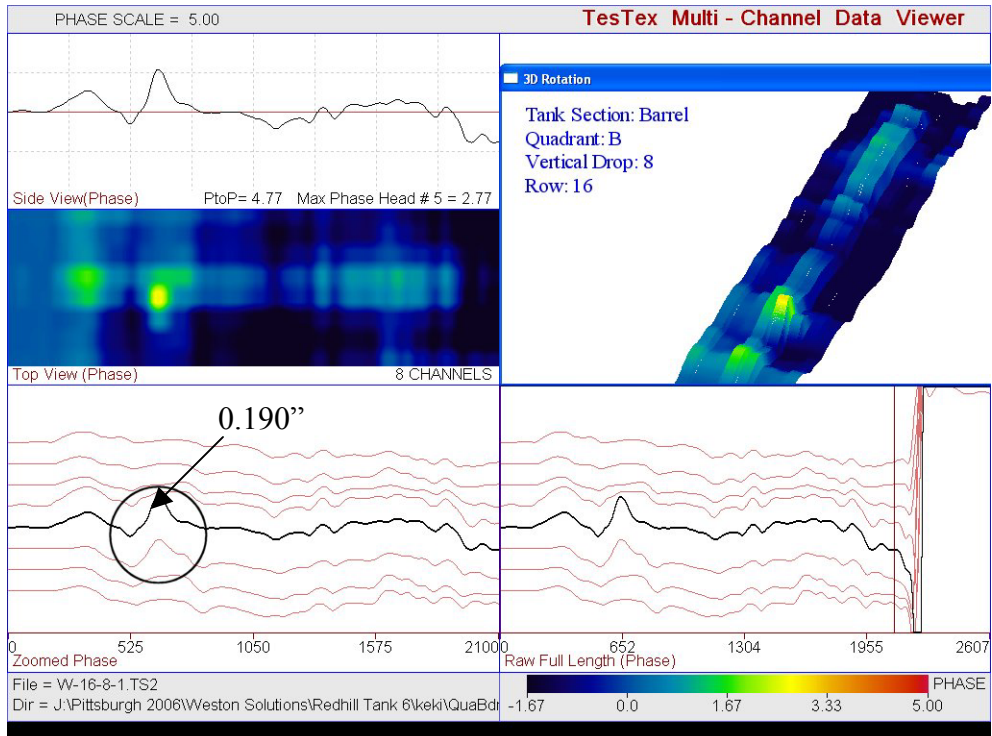


Flaw # 164: The waveform above depicts topside gouging exhibiting 0.200” wall remaining.

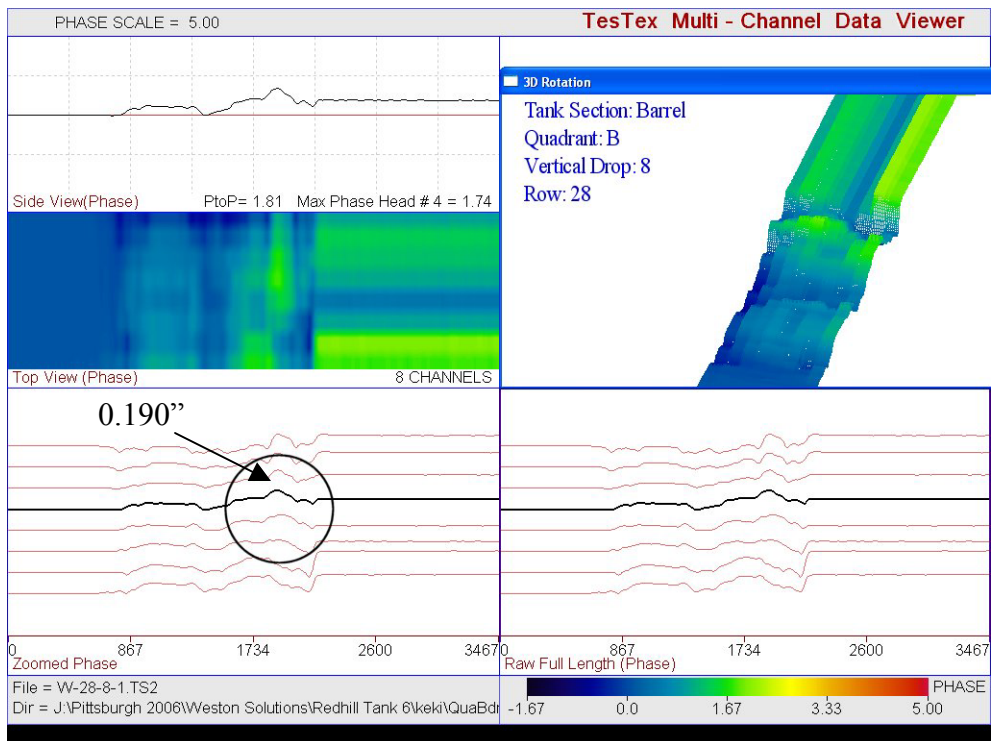


Flaw # 166: The waveform above depicts underside corrosion exhibiting 0.180” wall remaining.

APPENDIX A – SAMPLE WAVEFORMS

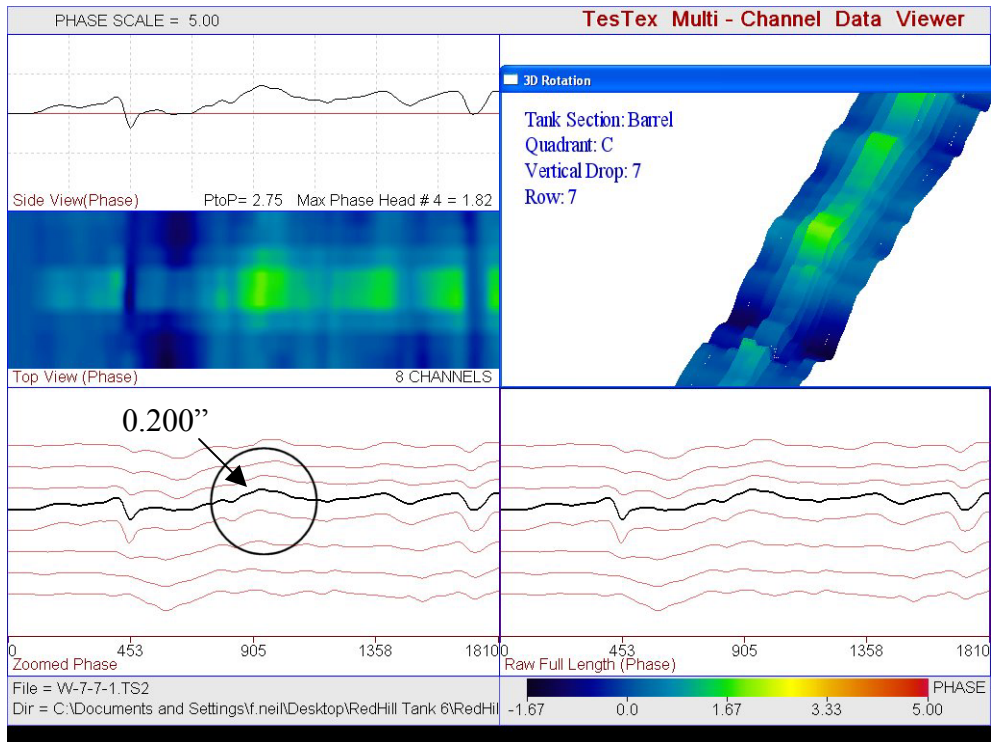


Flaw # 173: The waveform above depicts topside pitting exhibiting 0.190" wall remaining.

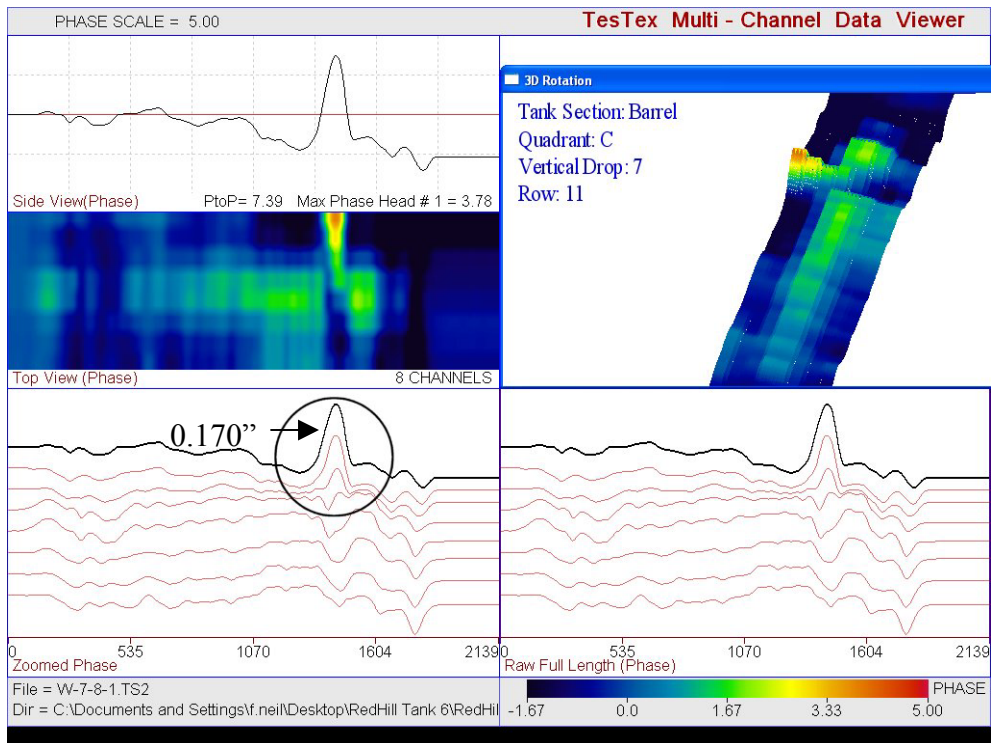


Flaw # 175: The waveform above depicts topside gouging exhibiting 0.190" wall remaining.

APPENDIX A – SAMPLE WAVEFORMS

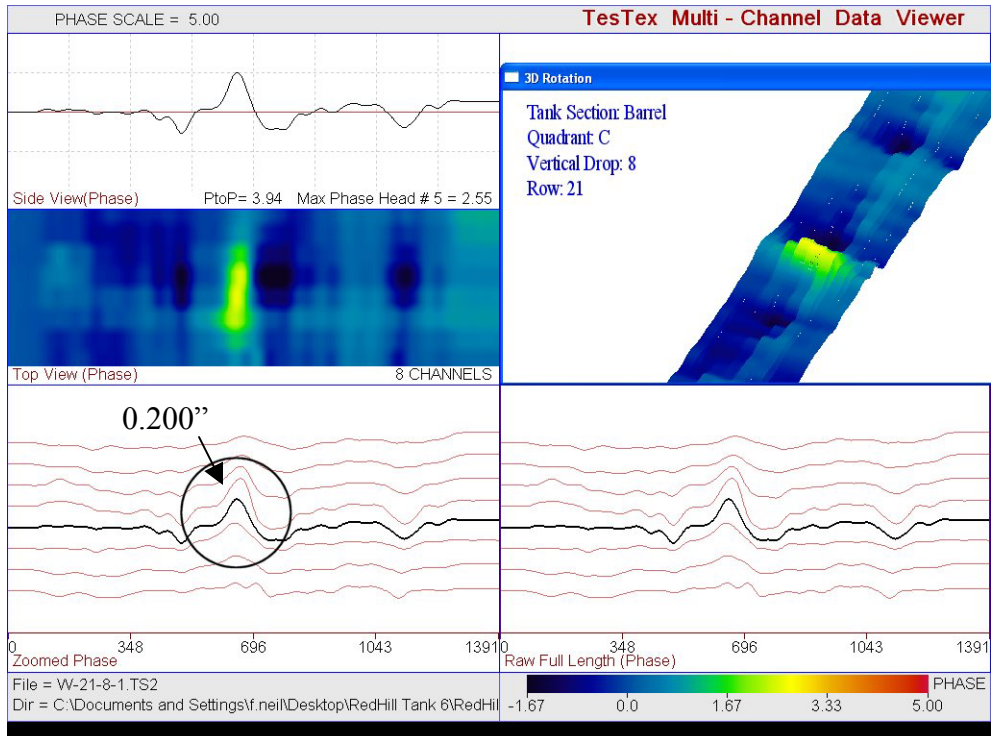


Flaw # 183: The waveform above depicts underside corrosion exhibiting 0.200” wall remaining.

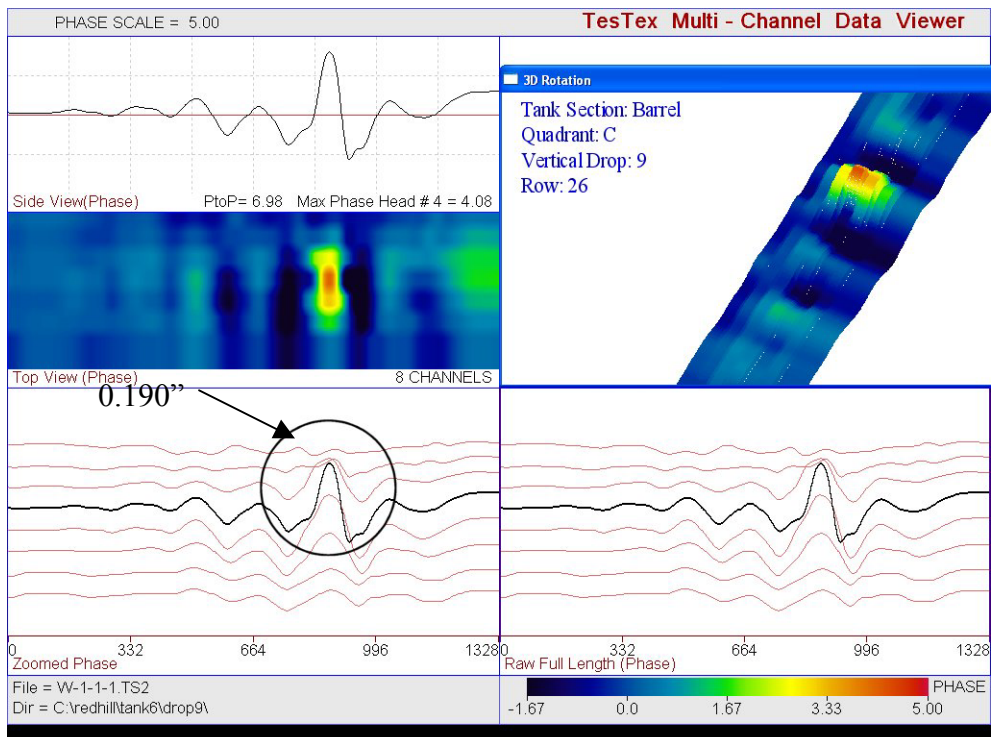


Flaw # 184: The waveform above depicts underside corrosion exhibiting 0.170” wall remaining.

APPENDIX A – SAMPLE WAVEFORMS

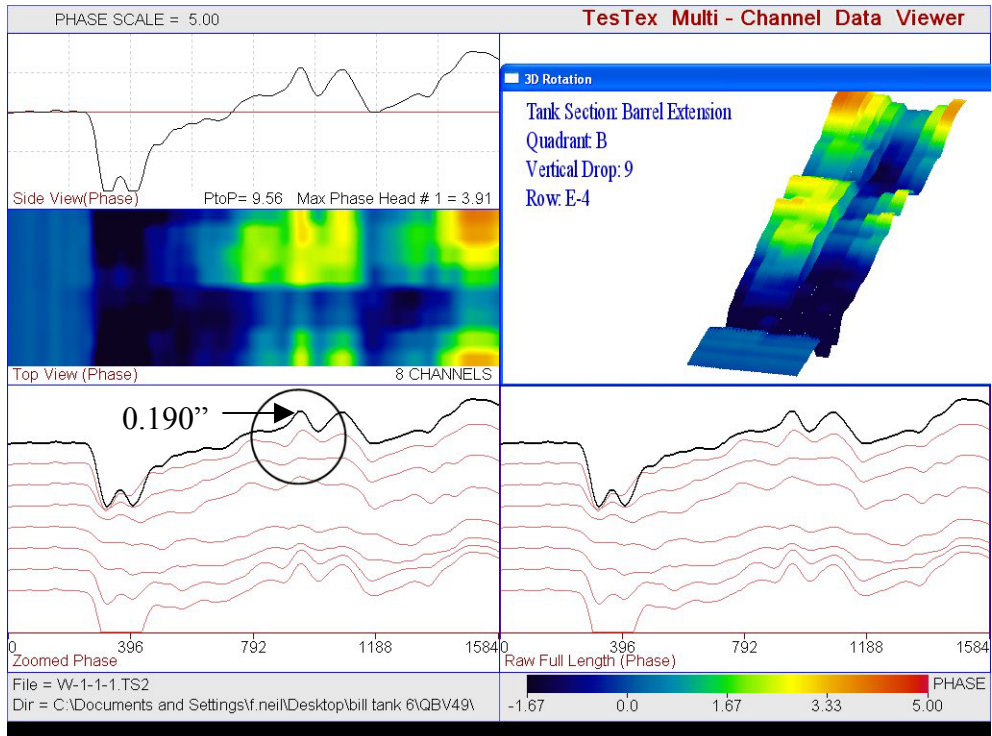


Flaw # 190: The waveform above depicts topside pitting exhibiting 0.200" wall remaining.

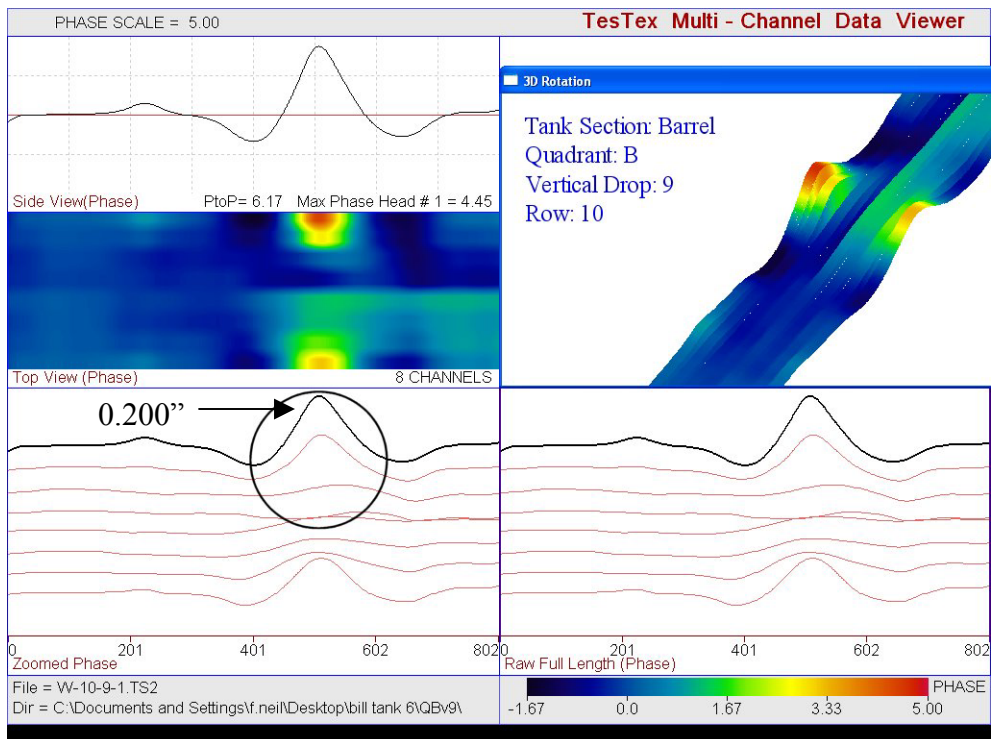


Flaw #192: The waveform above depicts topside pitting exhibiting 0.190" wall remaining.

APPENDIX A – SAMPLE WAVEFORMS

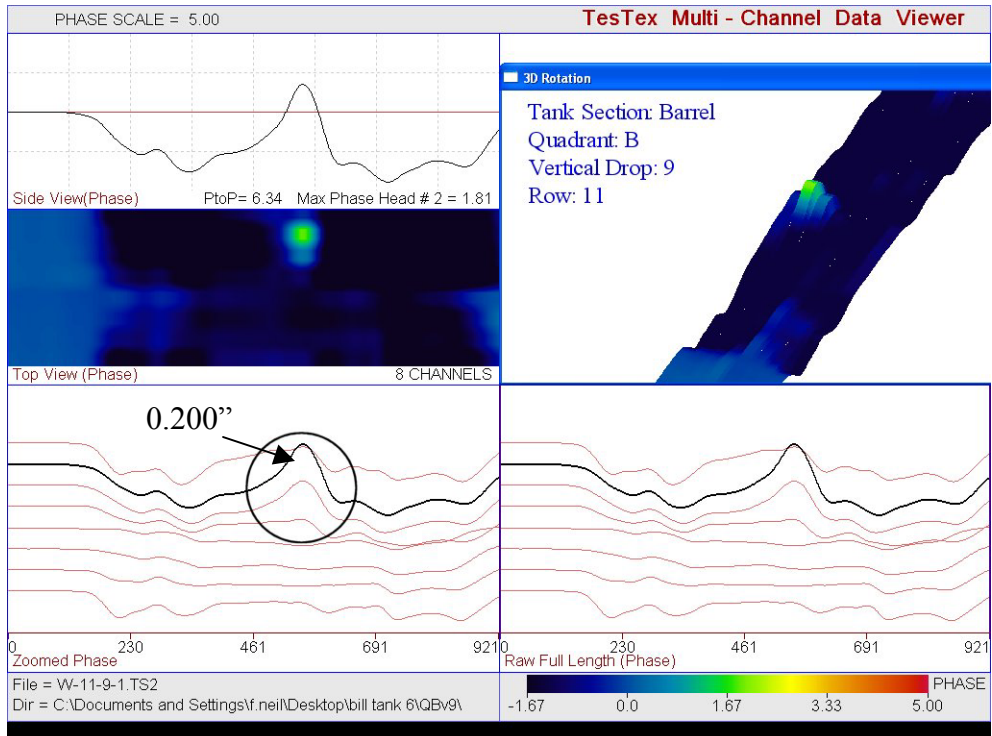


Flaw # 193: The waveform above depicts underside corrosion exhibiting 0.190" wall remaining.

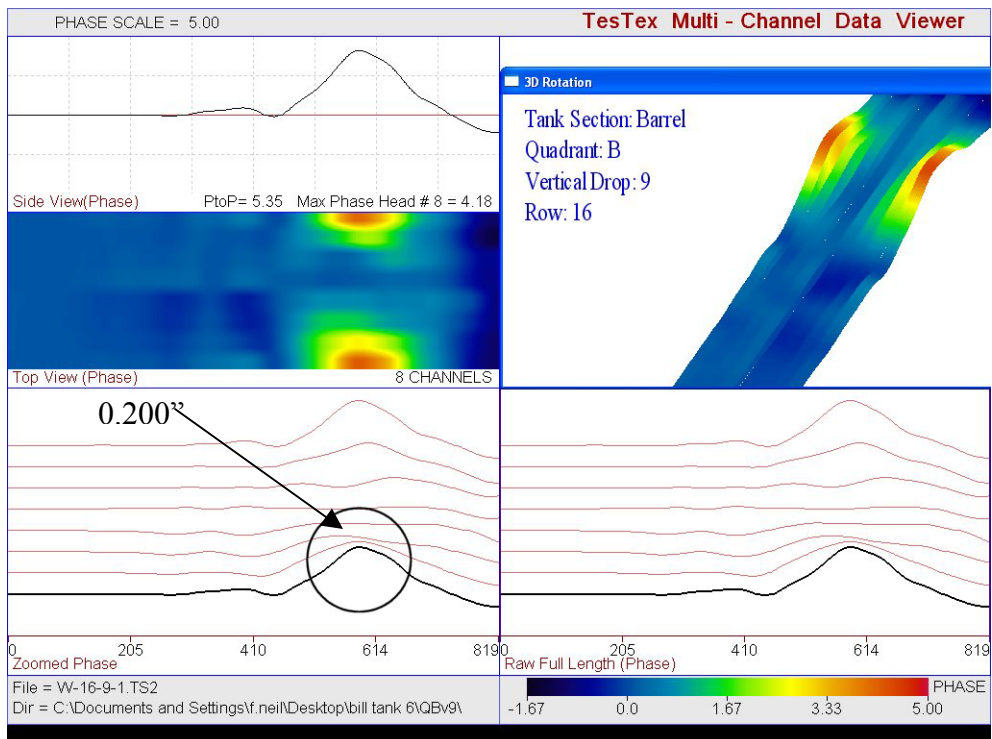


Flaw # 200: The waveform above depicts topside gouging exhibiting 0.200" wall remaining.

APPENDIX A – SAMPLE WAVEFORMS

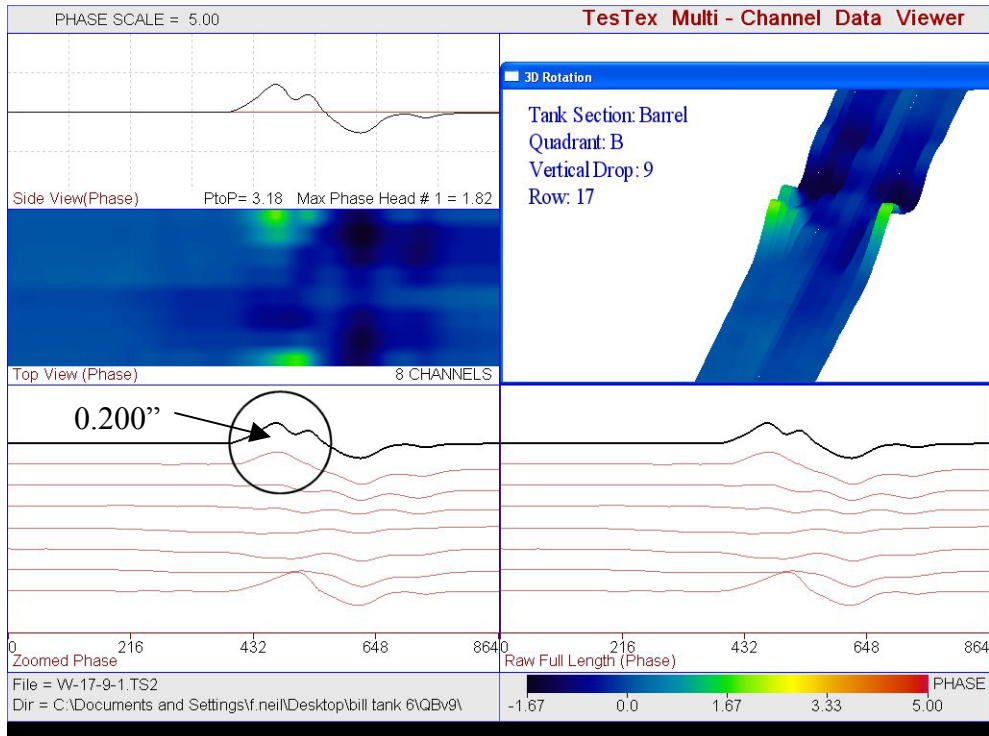


Flaw # 201: The waveform above depicts topside gouging exhibiting 0.200” wall remaining.

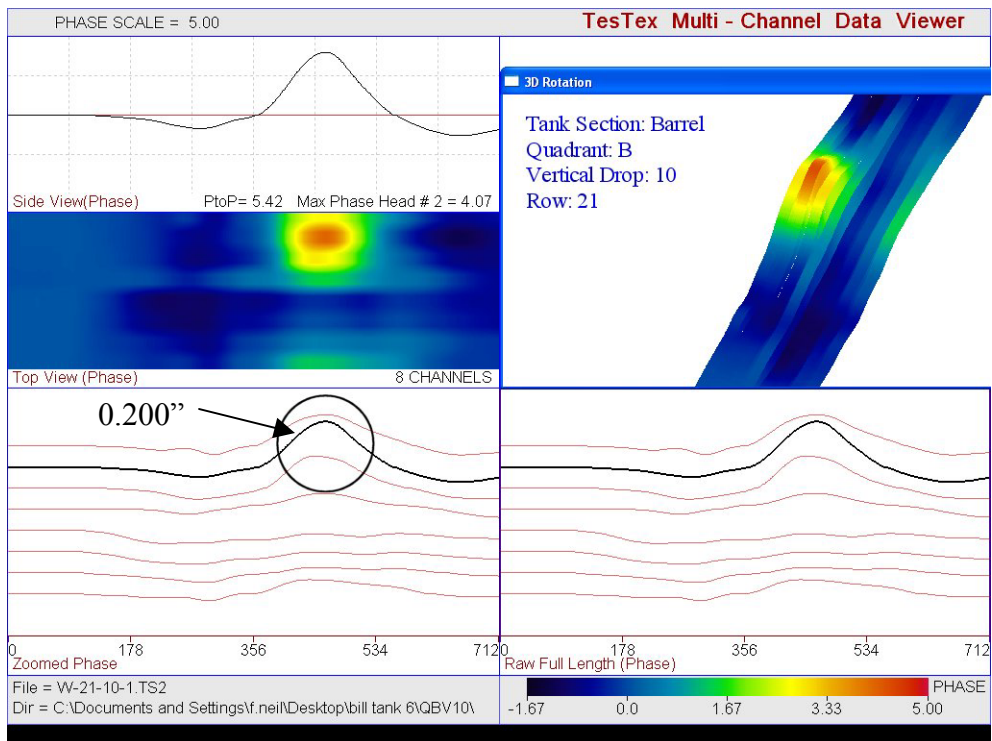


Flaw # 203: The waveform above depicts topside gouging exhibiting 0.200” wall remaining.

APPENDIX A – SAMPLE WAVEFORMS

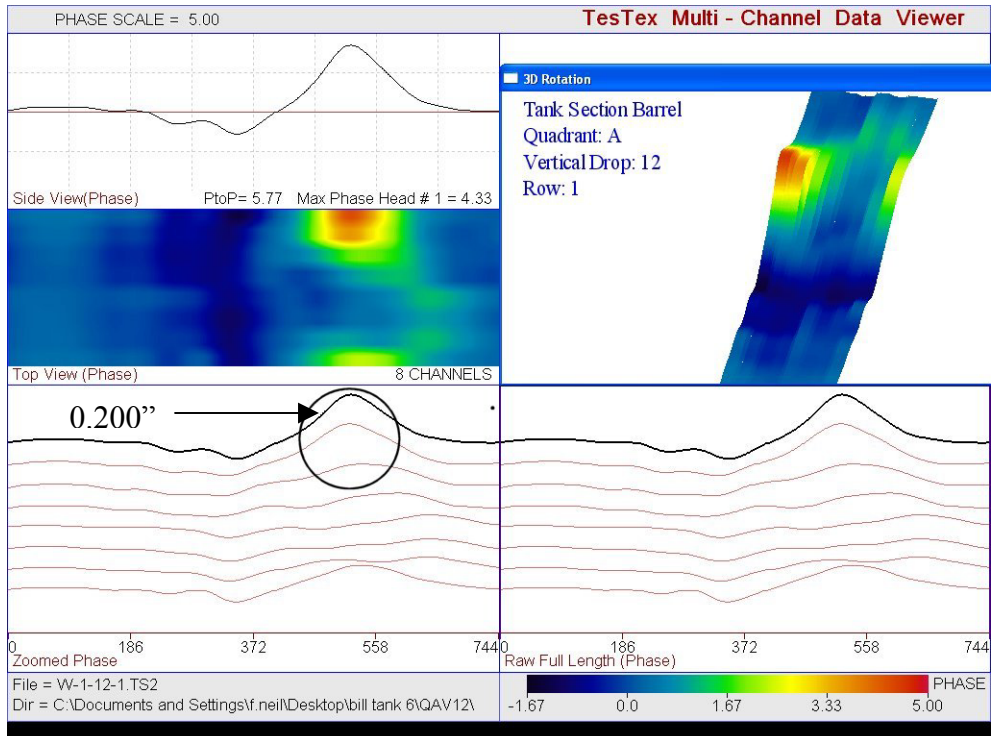


Flaw # 204: The waveform above depicts topside gouging exhibiting 0.200" wall remaining.

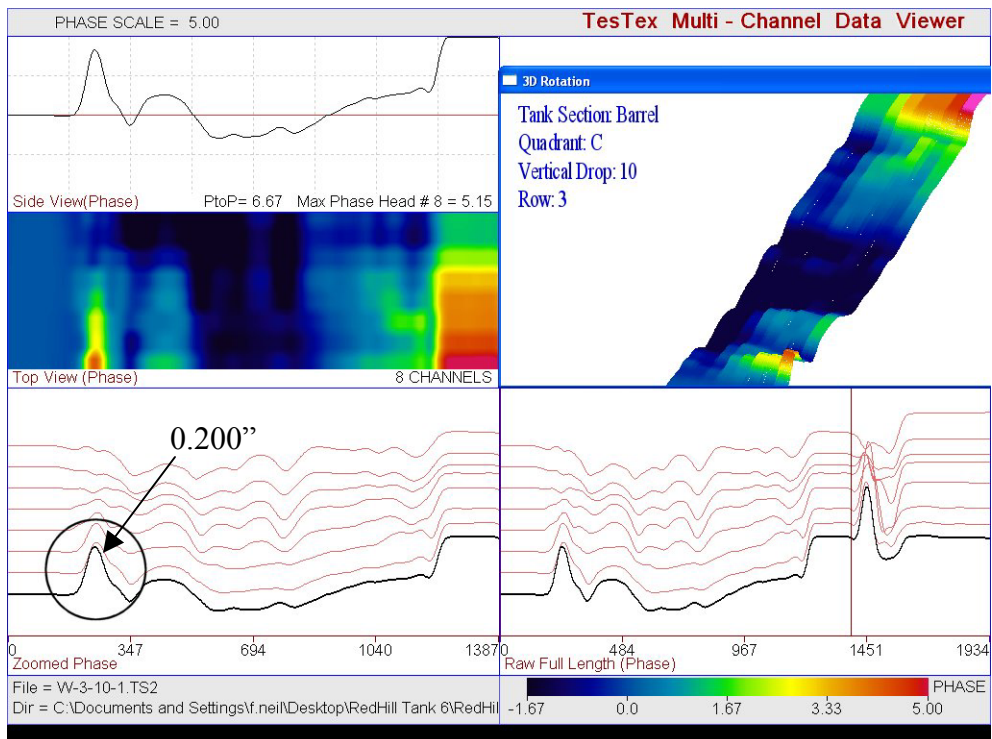


Flaw # 208: The waveform above depicts topside gouging exhibiting 0.200" wall remaining.

APPENDIX A – SAMPLE WAVEFORMS

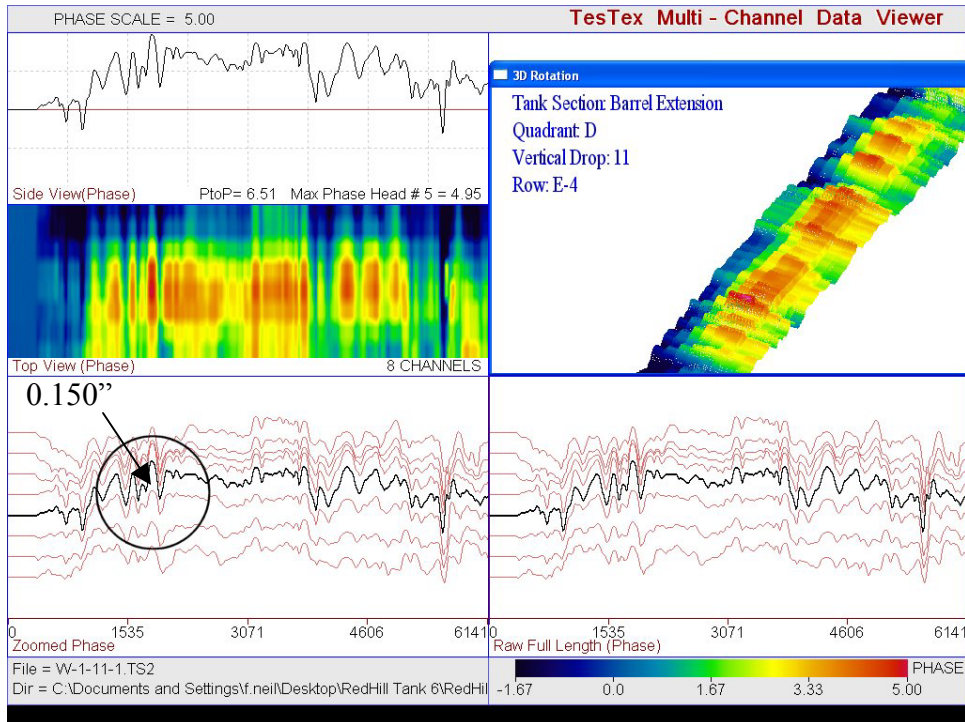


Flaw # 230: The waveform above depicts topside gouging exhibiting 0.200" wall remaining.

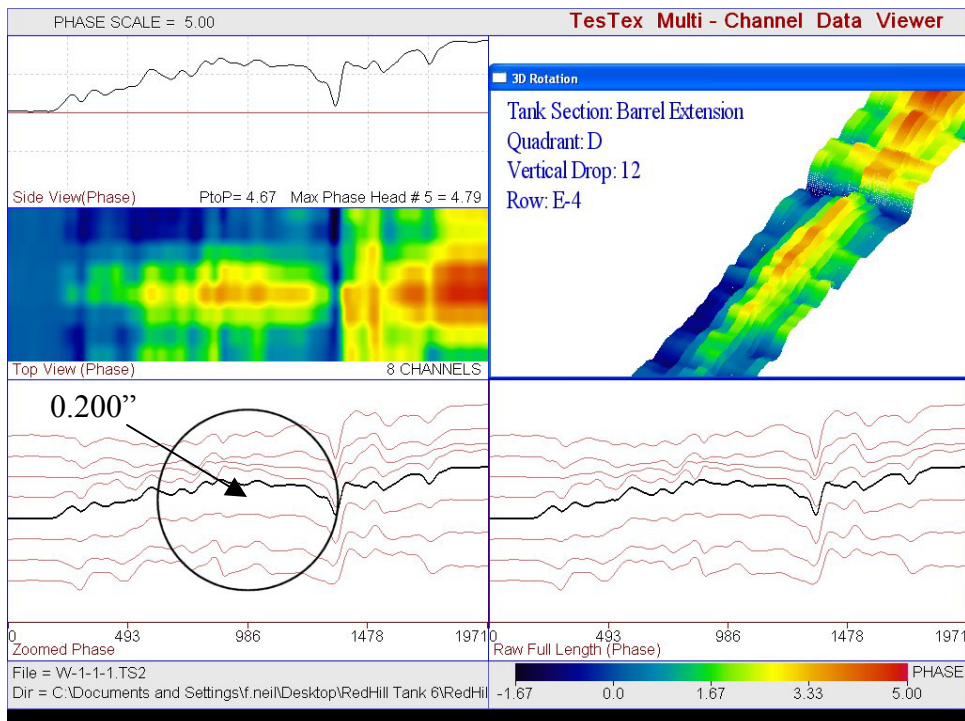


Flaw # 250: The waveform above depicts underside corrosion exhibiting 0.200" wall remaining.

APPENDIX A – SAMPLE WAVEFORMS

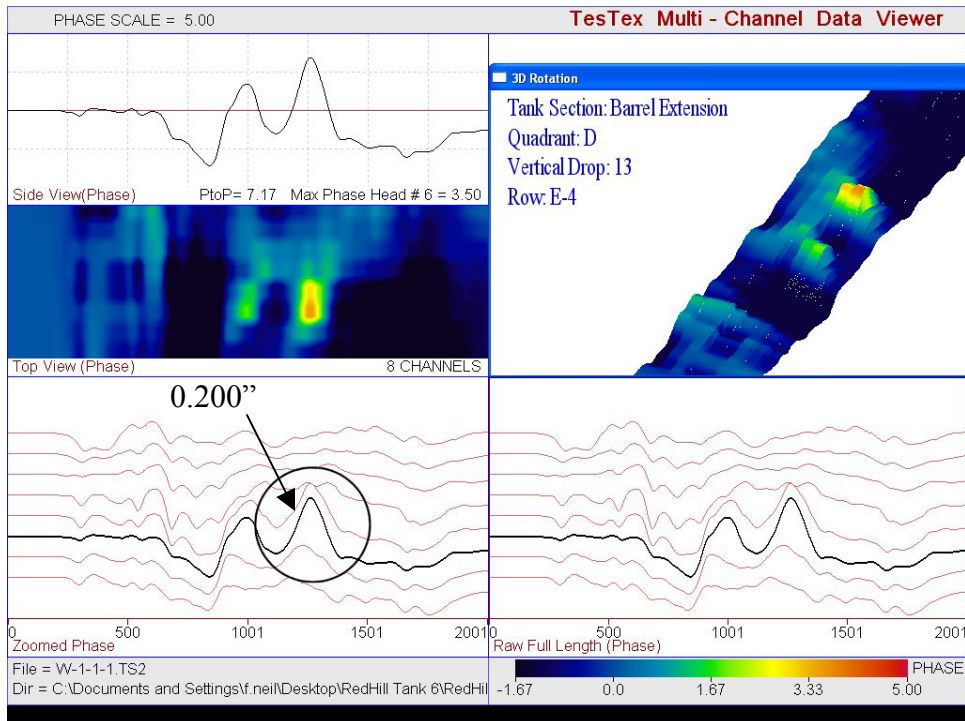


Flaw # 259: The waveform above depicts underside corrosion exhibiting 0.150" wall remaining.

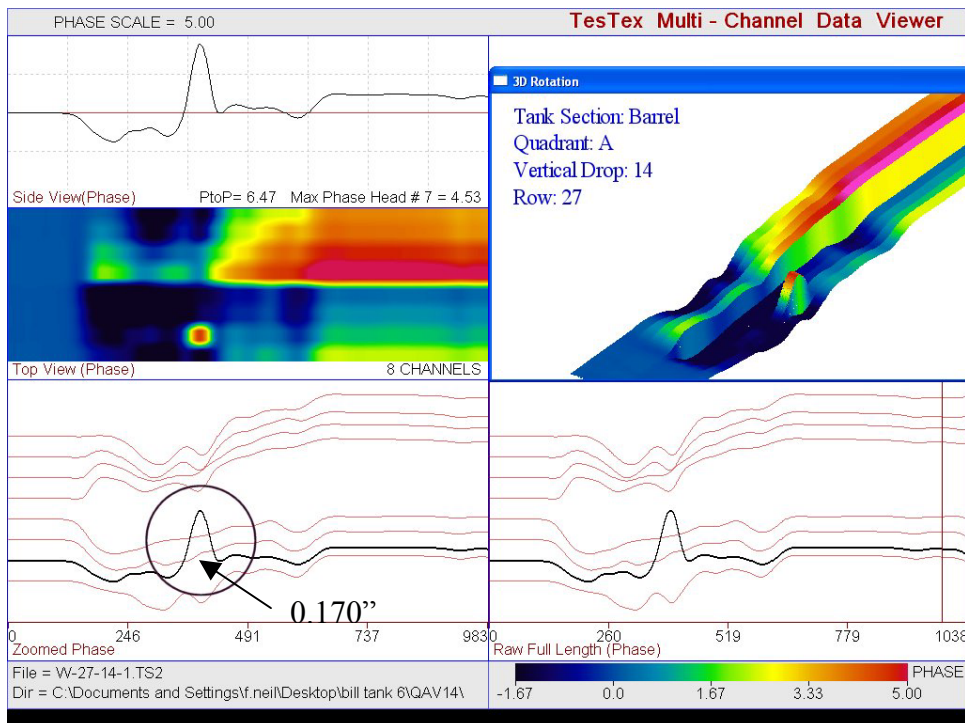


Flaw # 300: The waveform above depicts underside corrosion exhibiting 0.200" wall remaining.

APPENDIX A – SAMPLE WAVEFORMS

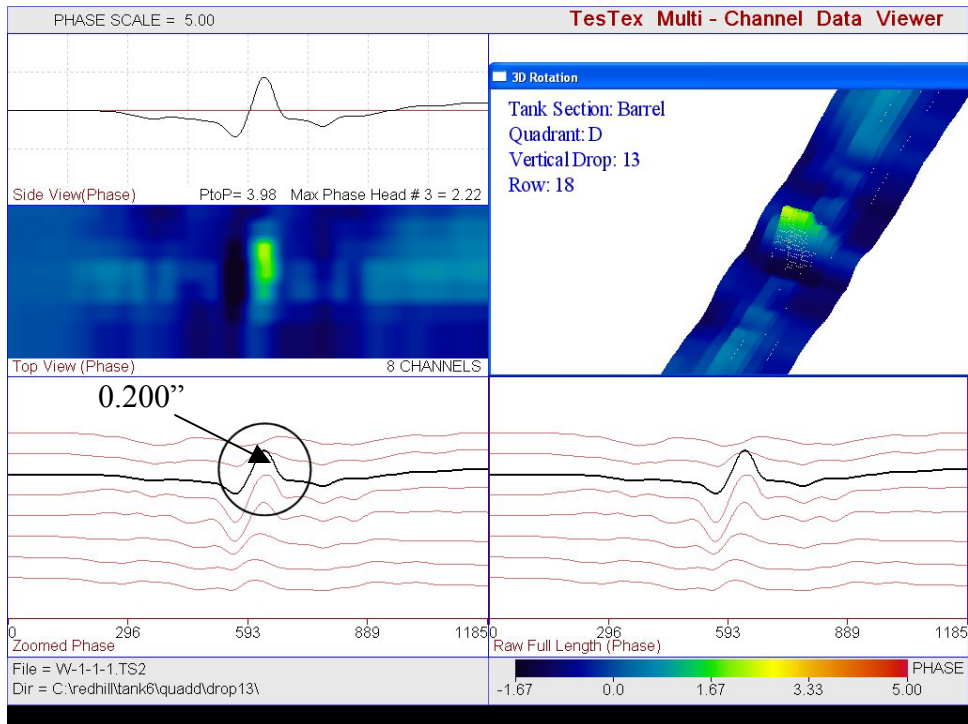


Flaw # 304: The waveform above depicts underside corrosion exhibiting 0.200" wall remaining.

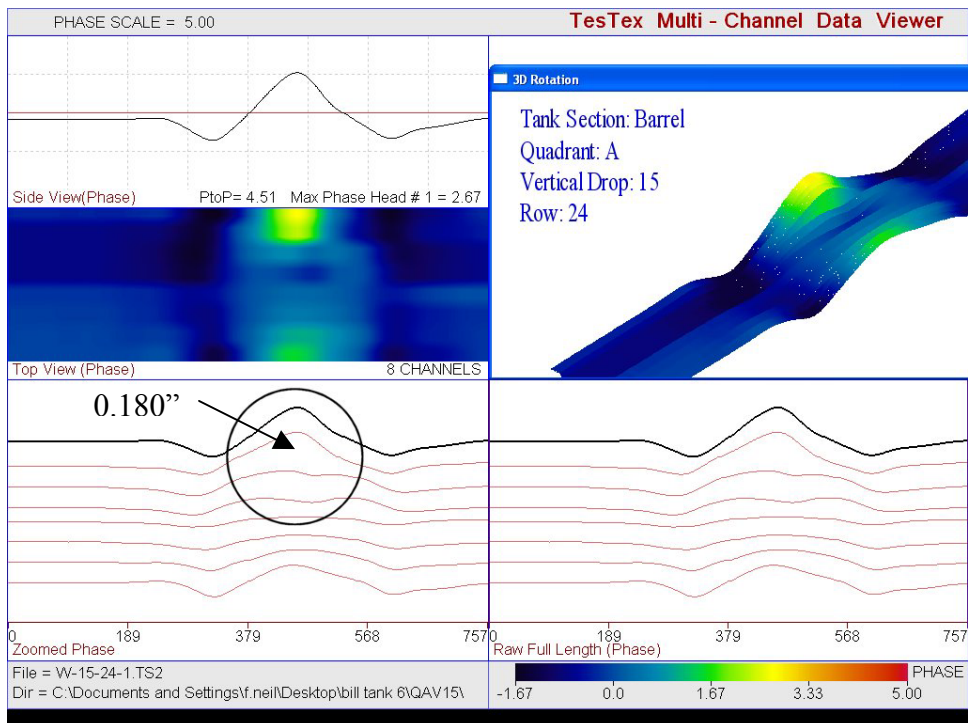


Flaw # 321: The waveform above depicts topside pitting exhibiting 0.170" wall remaining.

APPENDIX A – SAMPLE WAVEFORMS

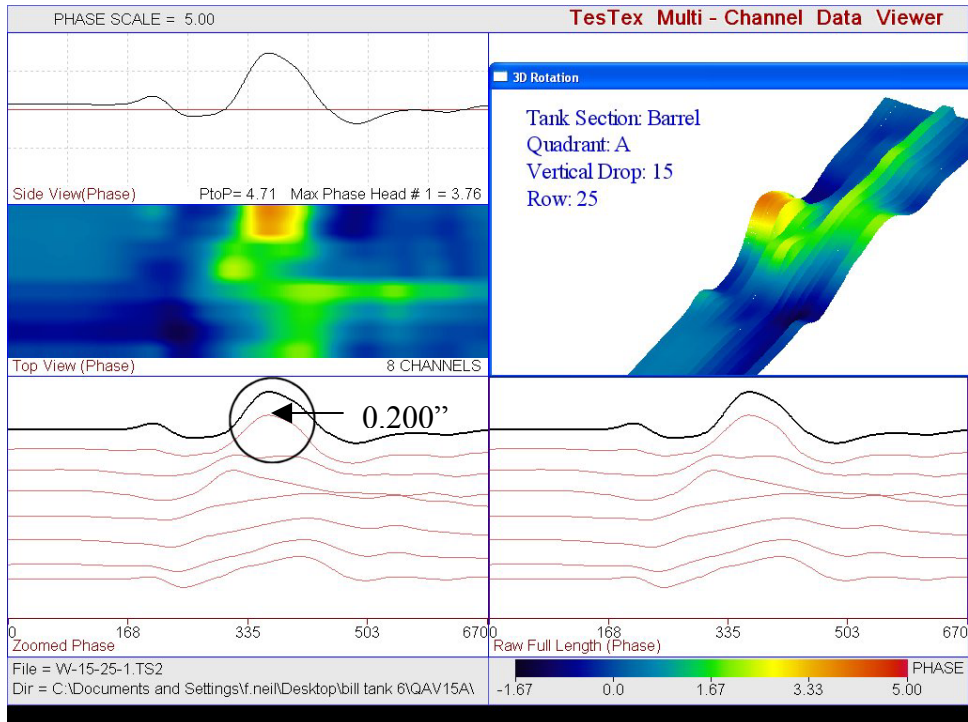


Flaw # 326: The waveform above depicts topside gouging exhibiting 0.200" wall remaining.

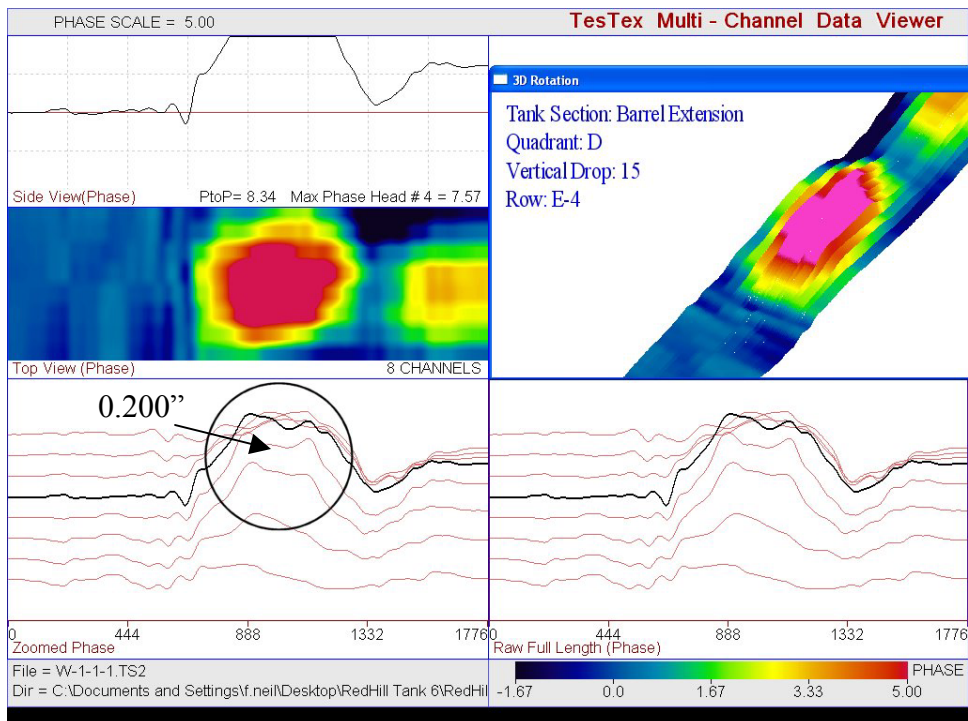


Flaw # 358: The waveform above depicts topside gouging exhibiting 0.180" wall remaining.

APPENDIX A – SAMPLE WAVEFORMS

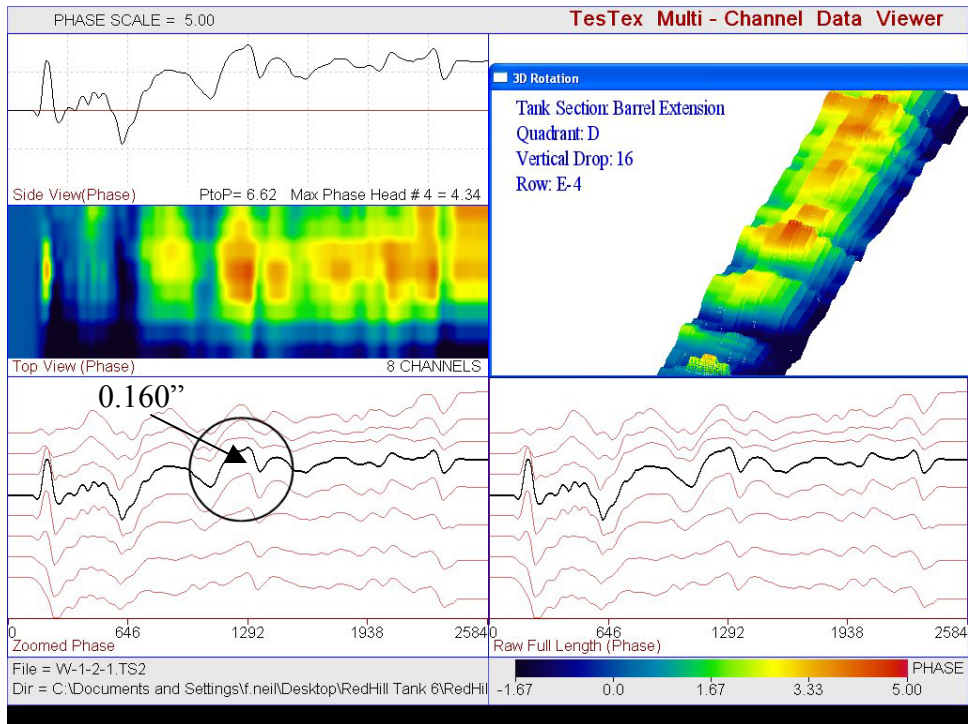


Flaw # 359: The waveform above depicts topside gouging exhibiting 0.200" wall remaining.

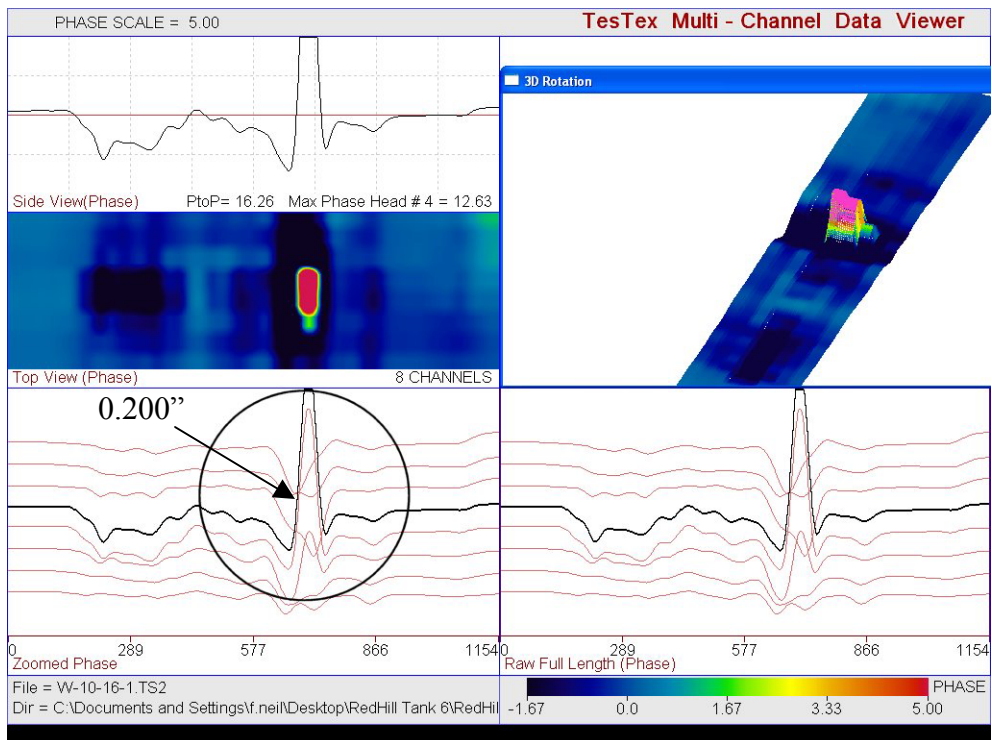


Flaw # 373: The waveform above depicts underside corrosion exhibiting 0.200" wall remaining.

APPENDIX A – SAMPLE WAVEFORMS

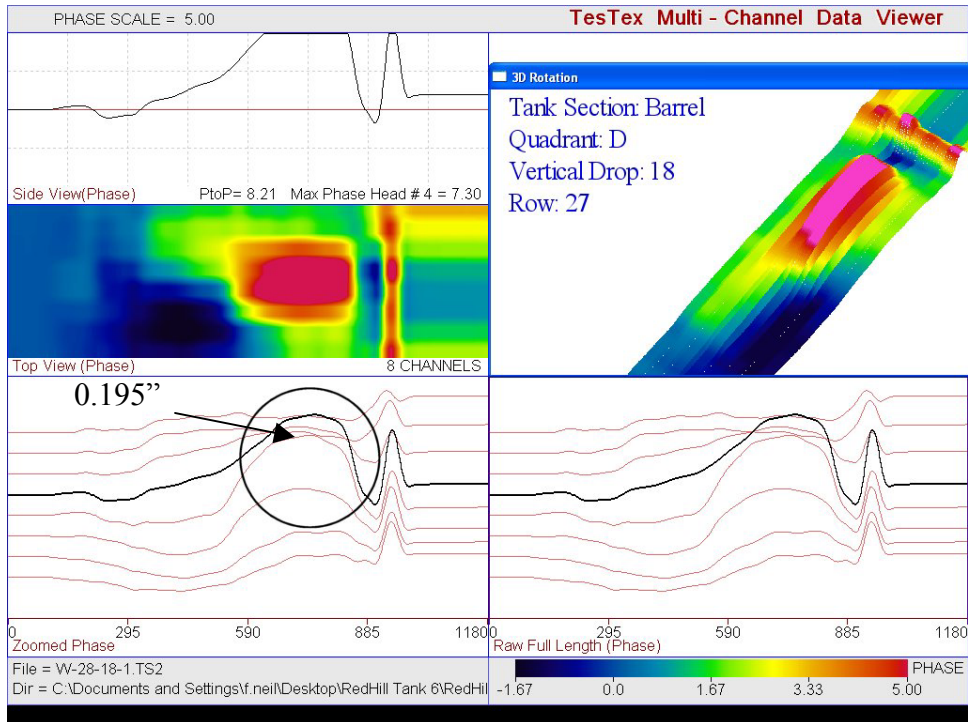


Flaw # 389: The waveform above depicts underside corrosion exhibiting 0.160" wall remaining.

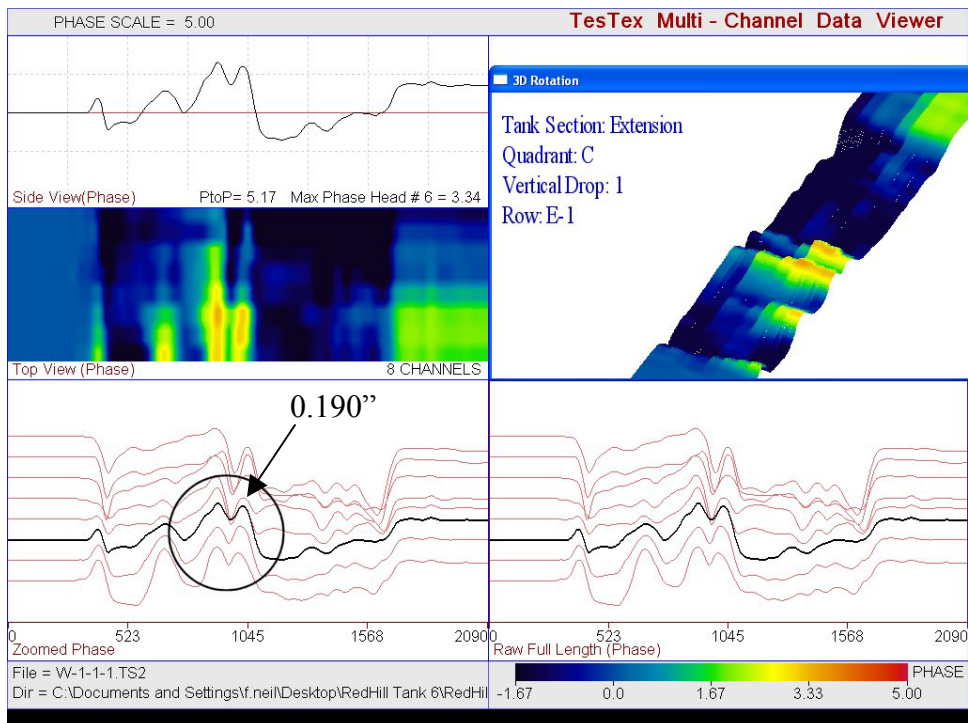


Flaw # 399: The waveform above depicts topside pitting exhibiting 0.200" wall remaining.

APPENDIX A – SAMPLE WAVEFORMS

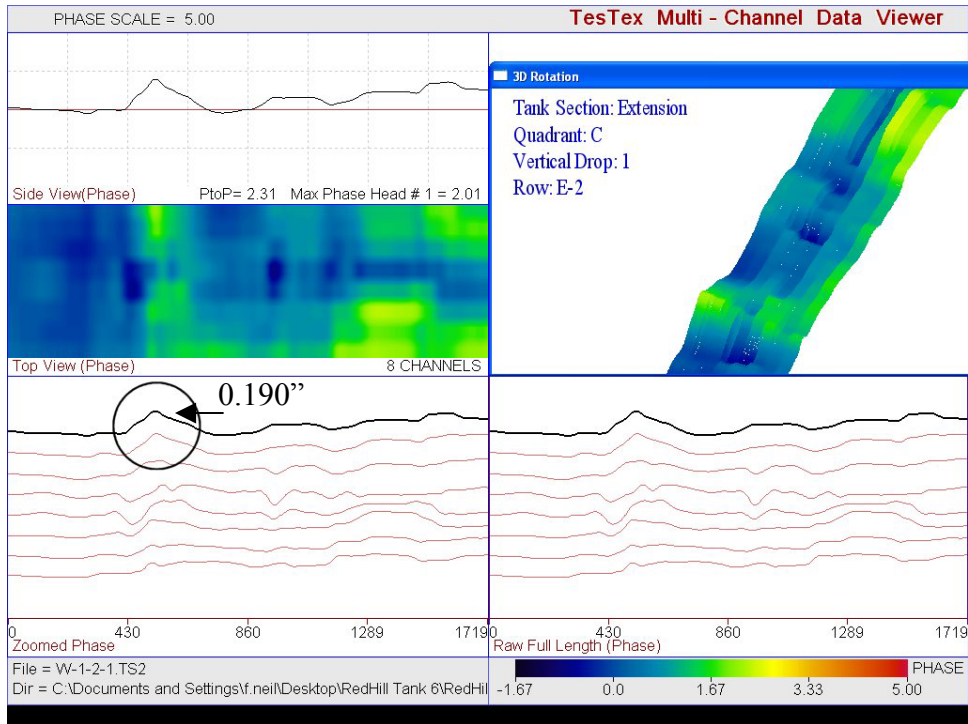


Flaw # 471: The waveform above depicts topside pitting exhibiting 0.195" wall remaining.

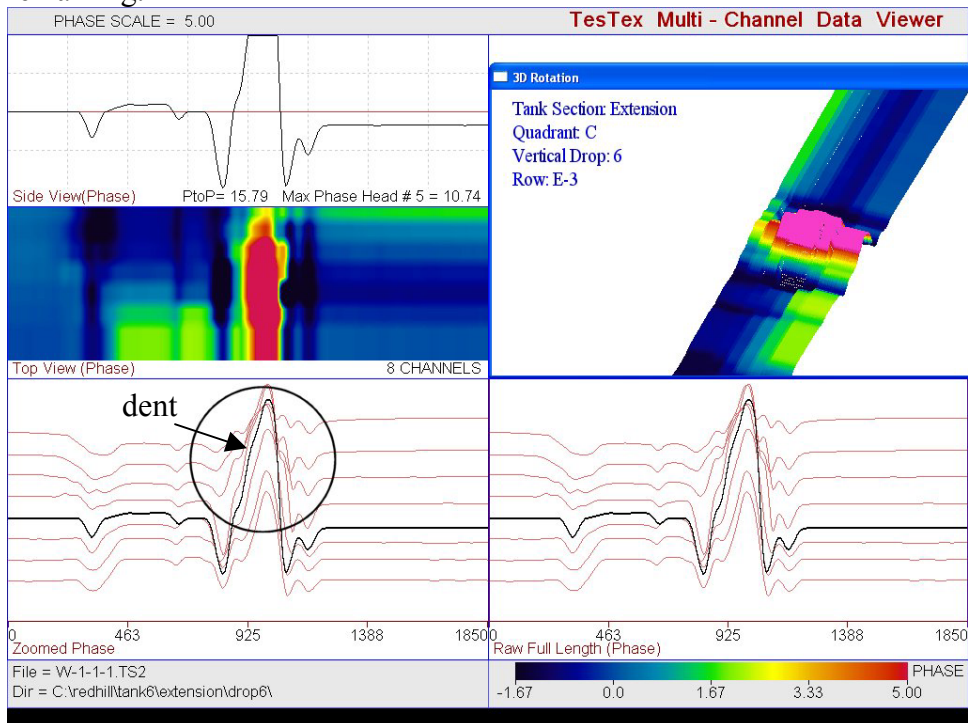


Flaw # 473: The waveform above depicts underside corrosion exhibiting 0.190" wall remaining.

APPENDIX A – SAMPLE WAVEFORMS

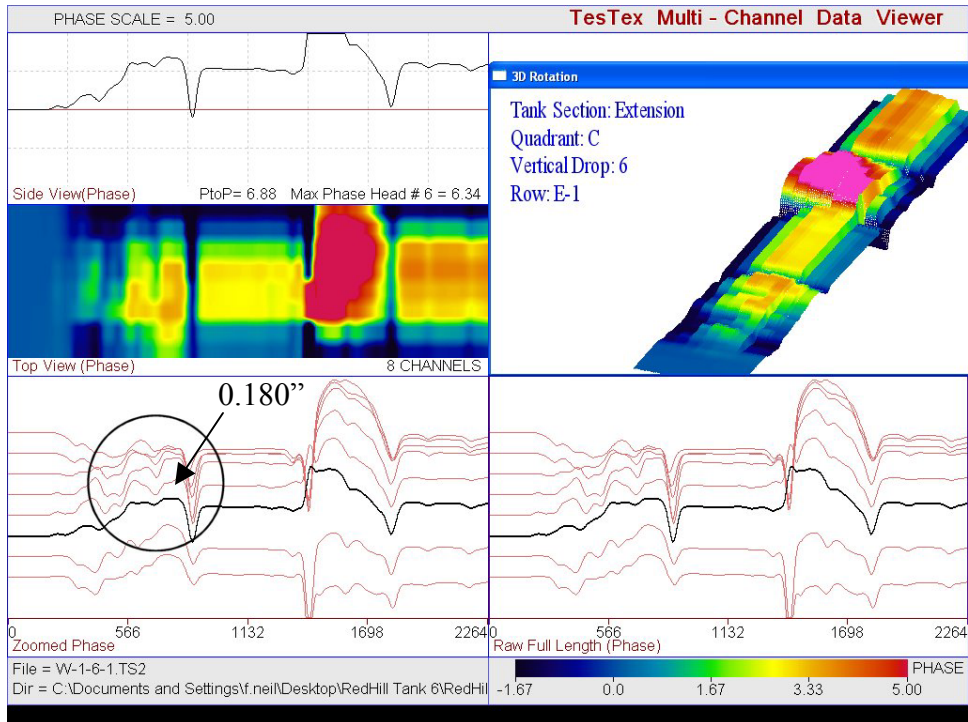


Flaw # 474: The waveform above depicts topside pitting exhibiting 0.190" wall remaining.

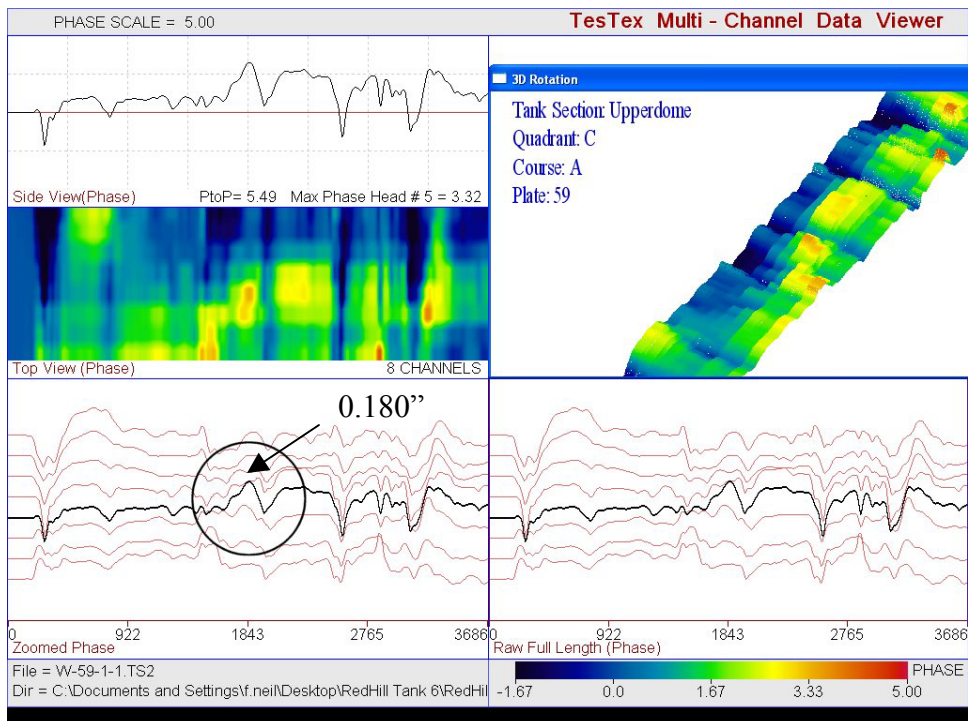


Flaw # 490: The waveform above depicts a dent measuring .500" deep.

APPENDIX A – SAMPLE WAVEFORMS

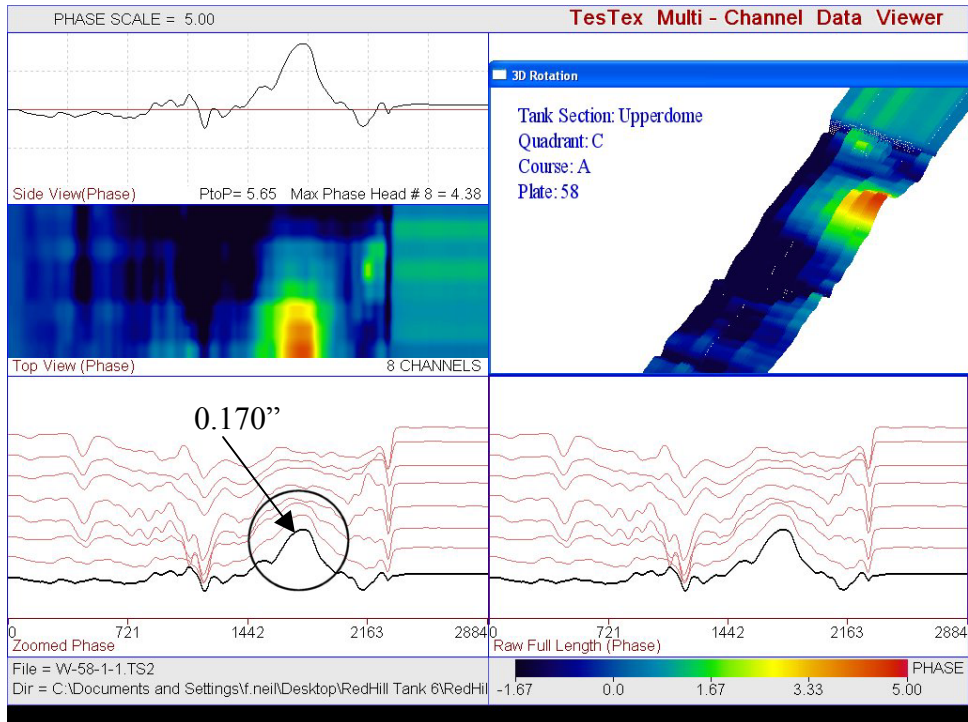


Flaw # 494: The waveform above depicts underside corrosion exhibiting 0.180" wall remaining.

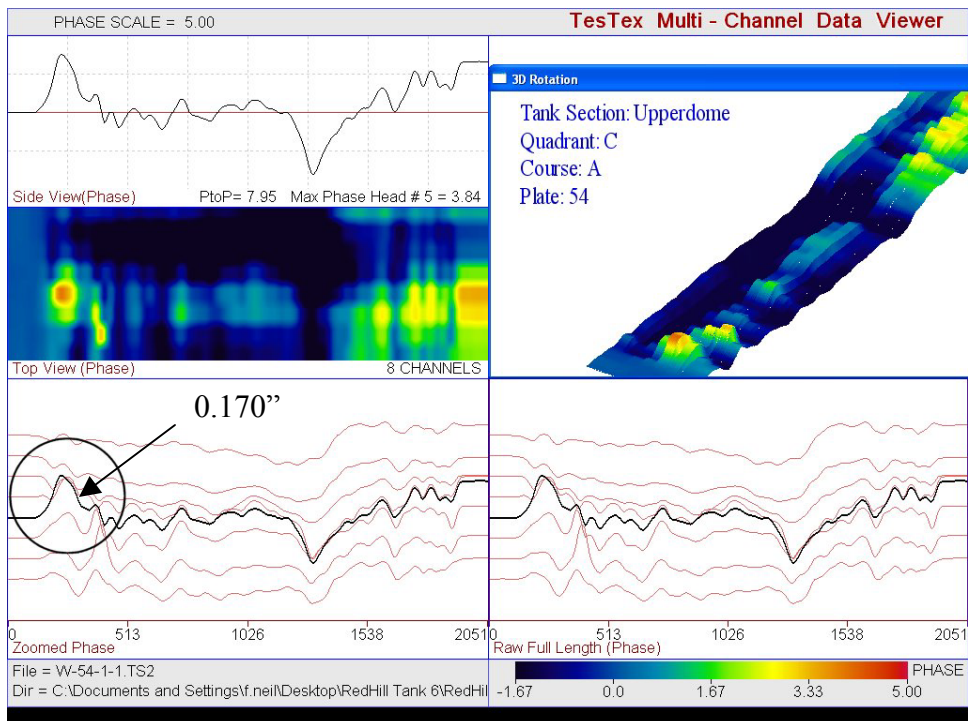


Flaw # 496: The waveform above depicts underside corrosion exhibiting 0.180" wall remaining.

APPENDIX A – SAMPLE WAVEFORMS

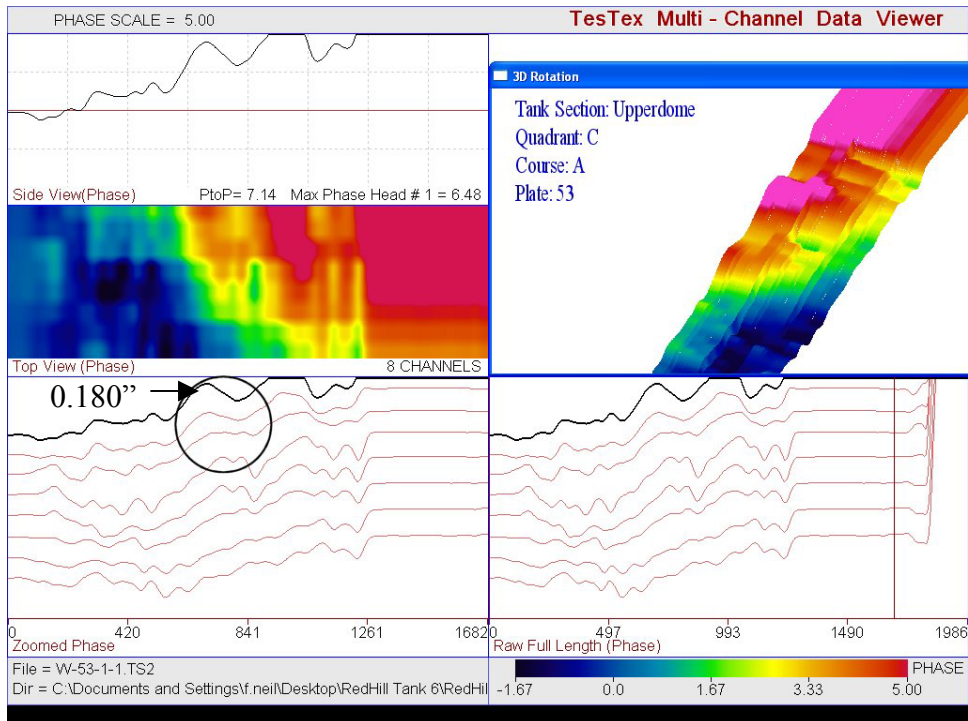


Flaw # 497: The waveform above depicts underside corrosion exhibiting 0.170" wall remaining.

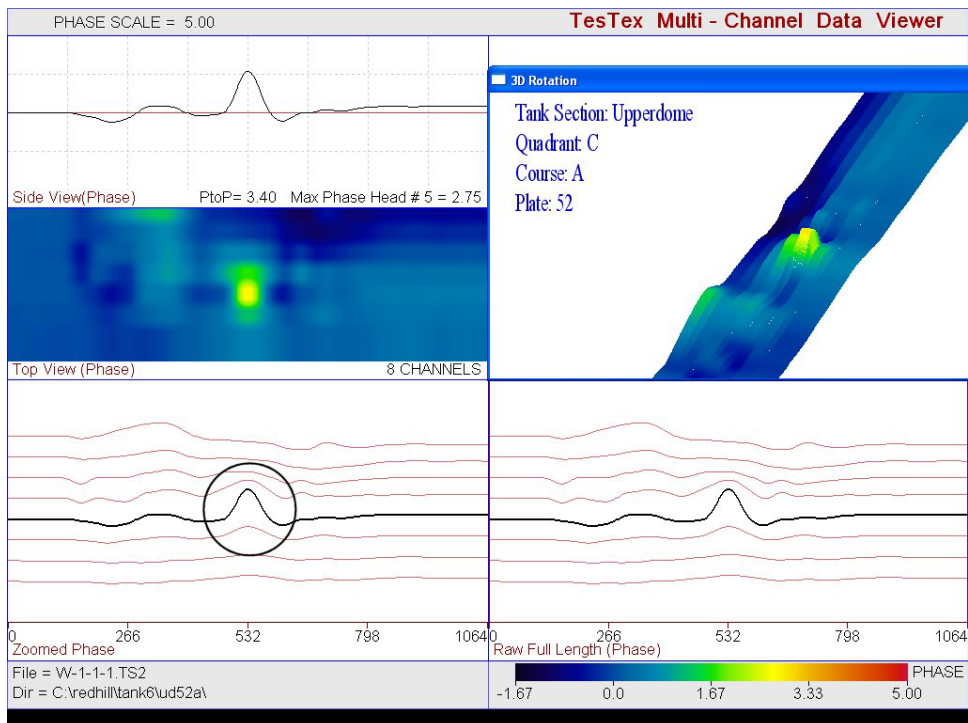


Flaw # 507: The waveform above depicts underside corrosion exhibiting 0.170" wall remaining.

APPENDIX A – SAMPLE WAVEFORMS

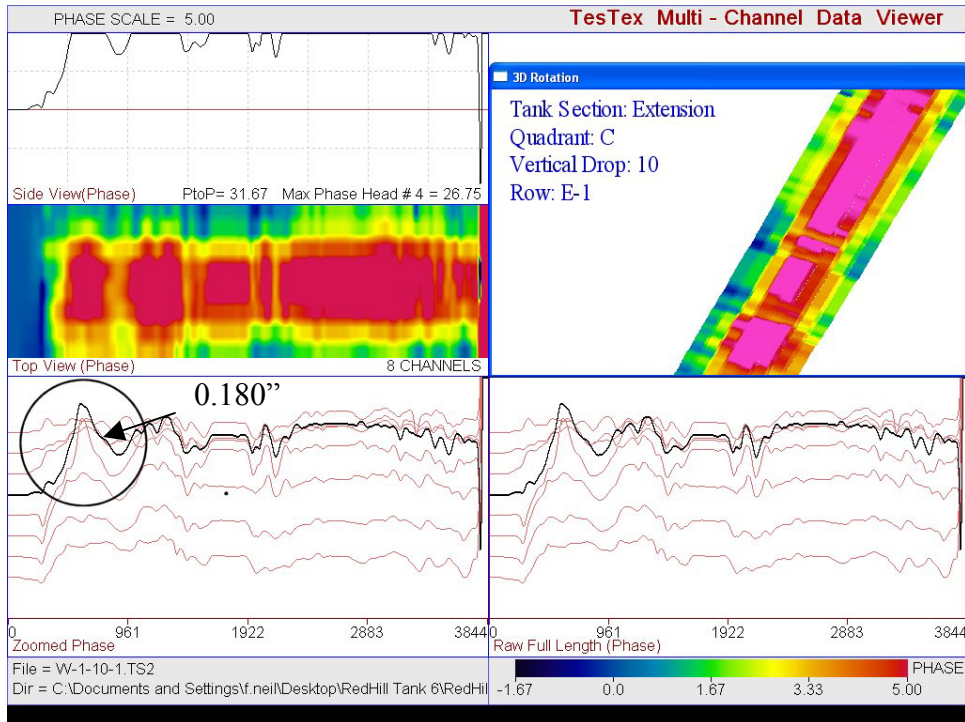


Flaw # 508: The waveform above depicts underside corrosion exhibiting 0.180" wall remaining.

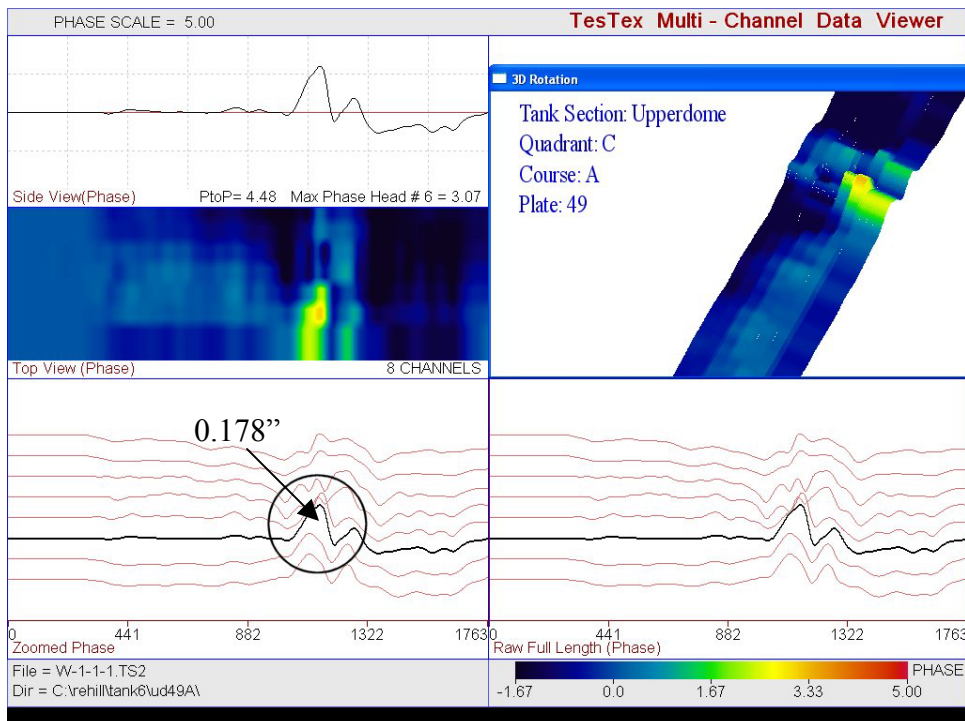


Flaw # 509: The waveform above depicts topside pitting exhibiting 0.200" wall remaining.

APPENDIX A – SAMPLE WAVEFORMS

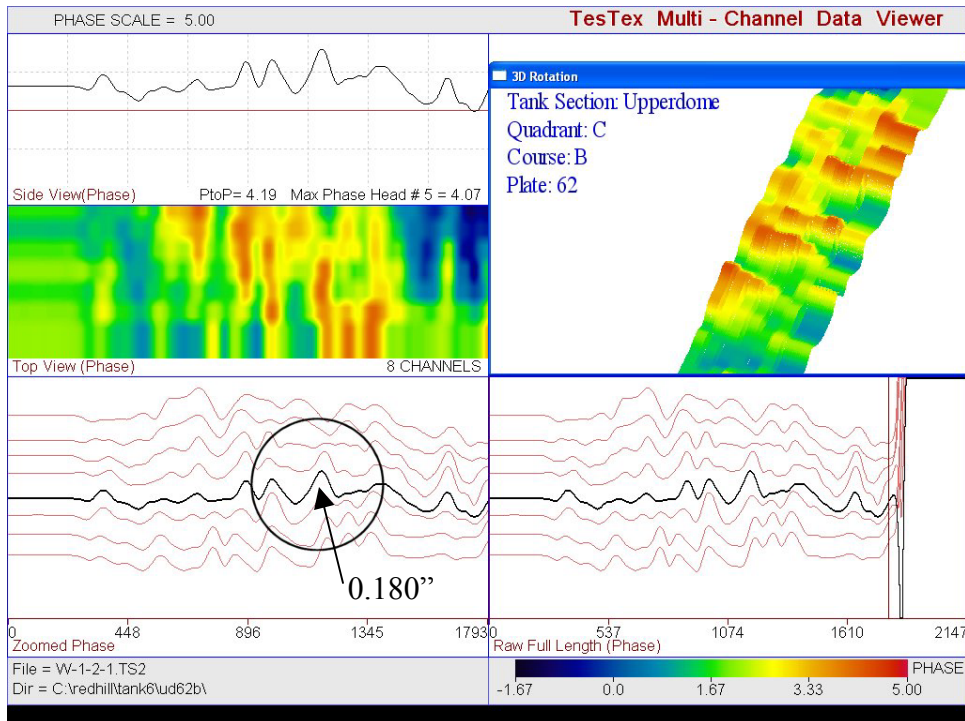


Flaw # 542: The waveform above depicts underside corrosion exhibiting 0.180" wall remaining.

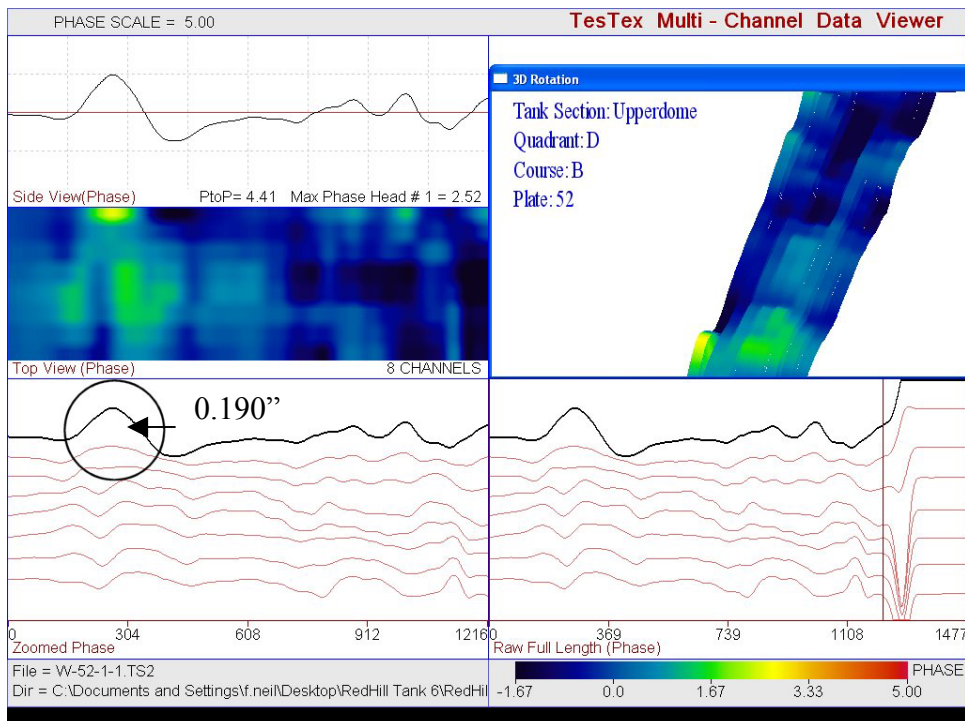


Flaw # 544: The waveform above depicts underside corrosion exhibiting 0.178" wall remaining.

APPENDIX A – SAMPLE WAVEFORMS

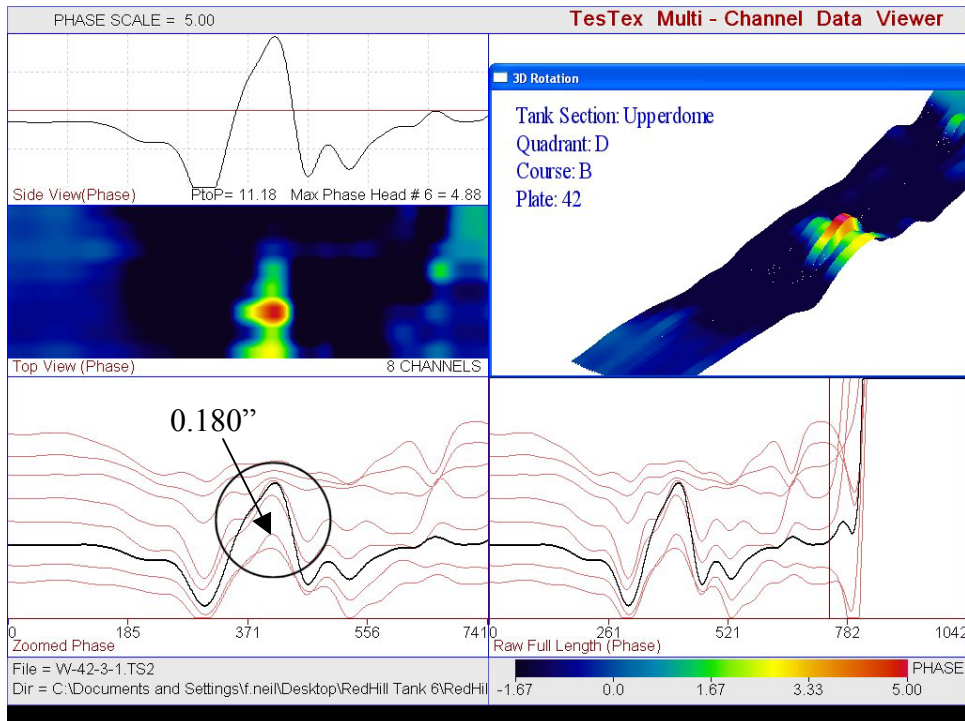


Flaw # 596: The waveform above depicts underside corrosion exhibiting 0.180'' wall remaining.

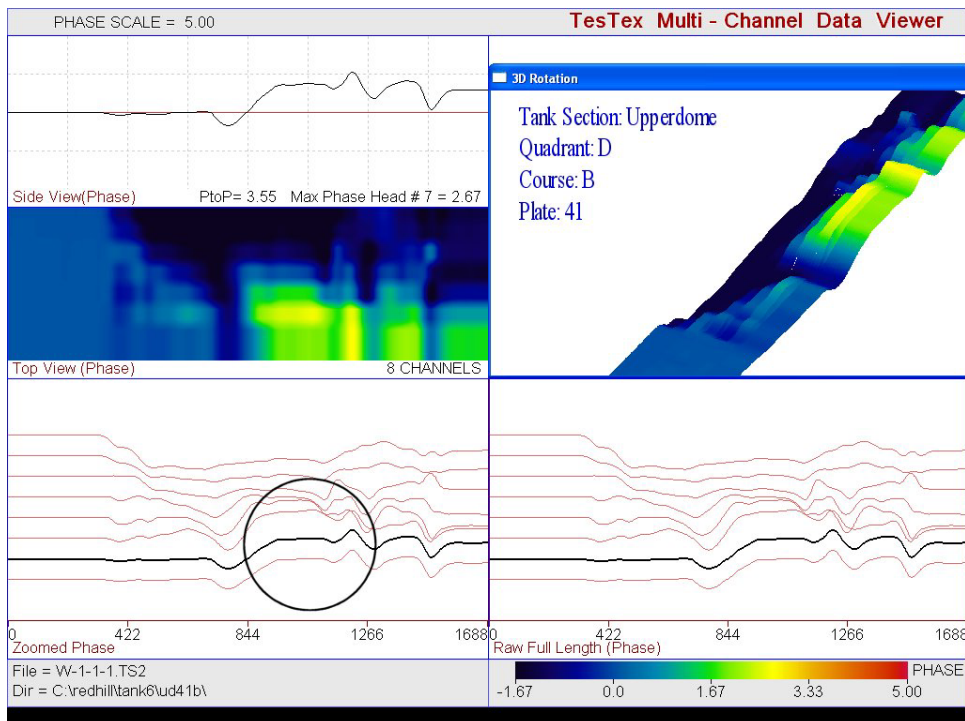


Flaw # 606: The waveform above depicts underside corrosion exhibiting 0.190'' wall remaining.

APPENDIX A – SAMPLE WAVEFORMS

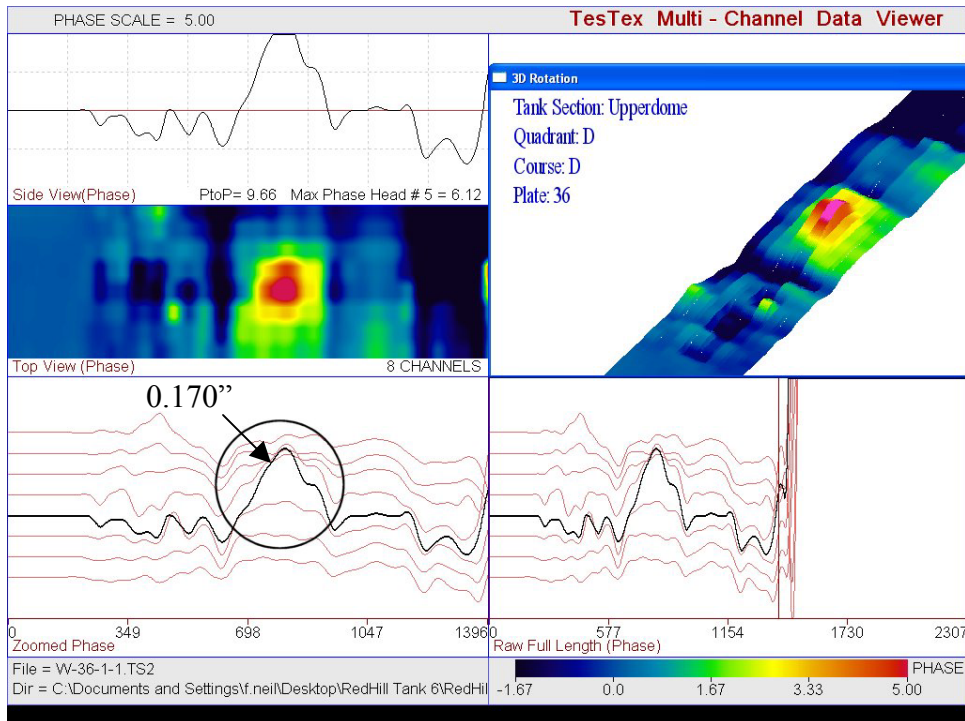


Flaw # 610: The waveform above depicts topside gouging exhibiting 0.180" wall remaining.

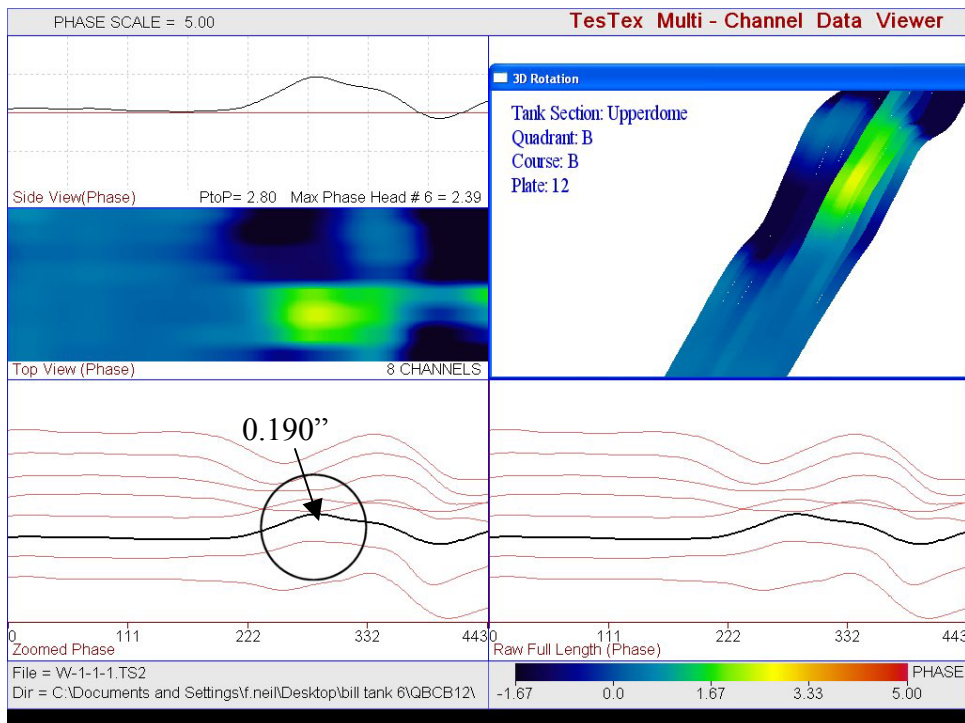


Flaw # 611: The waveform above depicts underside corrosion exhibiting 0.175" wall remaining.

APPENDIX A – SAMPLE WAVEFORMS

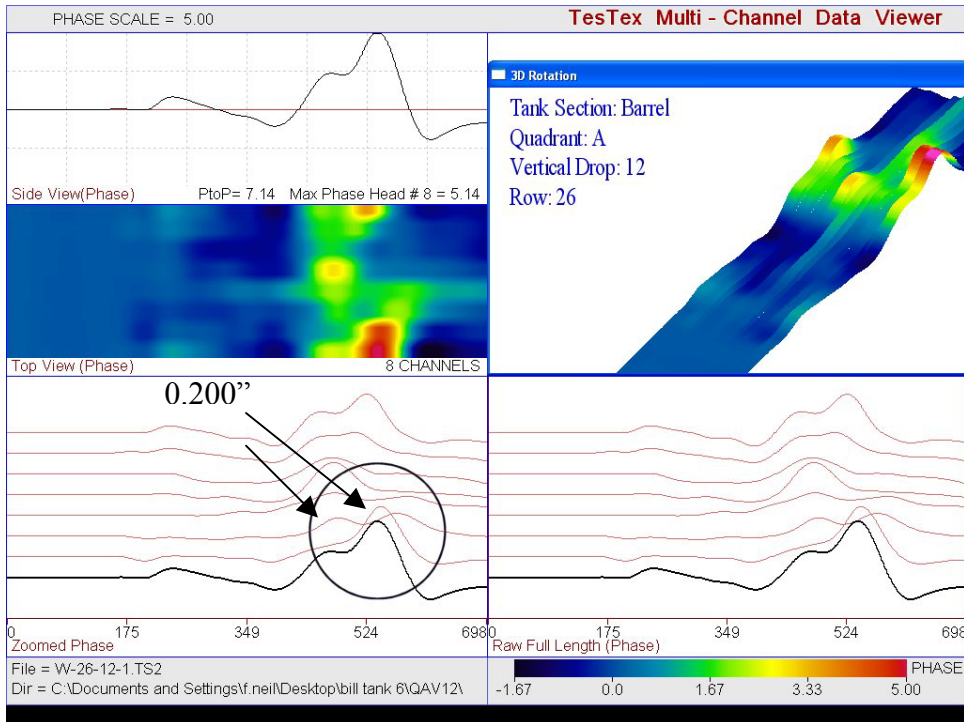


Flaw # 642: The waveform above depicts topside pitting exhibiting 0.170" wall remaining.



Flaw # 652: The above waveform depicts topside pitting exhibiting 0.190" wall remaining.

APPENDIX A – SAMPLE WAVEFORMS

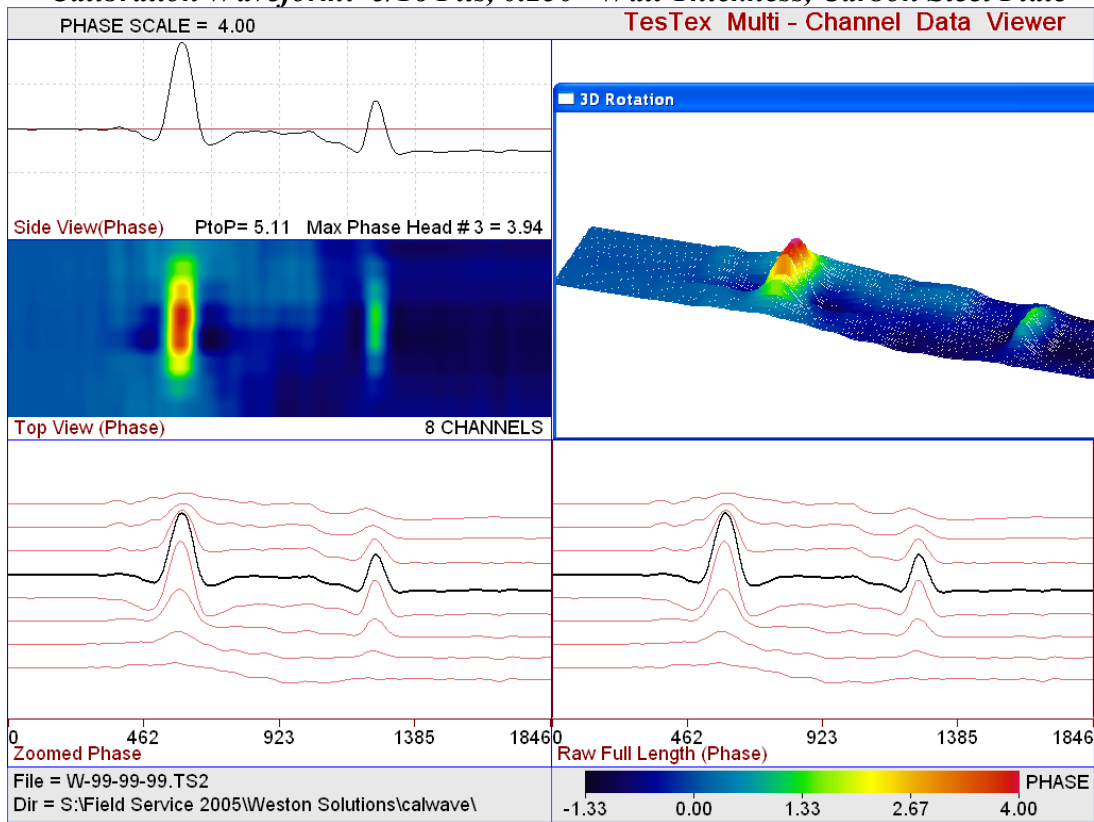


Flaw # 677: The waveform above depicts underside corrosion exhibiting 0.200" wall remaining.

APPENDIX B - CALIBRATIONS

APPENDIX B – CALIBRATION

**Calibration Waveform: 5/16 Pits, 0.250" Wall Thickness, Carbon Steel Plate*



**Calibration Table: 5/16 Pits, 0.250" Wall Thickness, Carbon Steel Plate*

5/16 Pits, 0.250" WALL THICKNESS, CARBON STEEL, FREQ. 10 HZ.
 PROBE# 8.0" Scanner, FILE# 99-99-99, DATE 08/15/2005, UNIT# TS-2000
 % WL 1 = 30.00, PHASE 1 = 0.91, AMP 1 = 0.10 | *
 % WL 2 = 60.00, PHASE 2 = 1.96, AMP 2 = 0.10 | * [QUADRATIC FIT]

% WALL LOSS	DELTA PHASE	DELTA LNA	WALL REMAINING
5.0	0.14	0.03	0.238
10.0	0.29	0.05	0.225
15.0	0.44	0.06	0.213
20.0	0.59	0.08	0.200
25.0	0.75	0.09	0.188
30.0	0.91	0.10	0.175
35.0	1.08	0.11	0.163
40.0	1.25	0.11	0.150
45.0	1.42	0.11	0.138
50.0	1.60	0.11	0.125
55.0	1.78	0.11	0.113
60.0	1.96	0.10	0.100
65.0	2.15	0.09	0.088
70.0	2.34	0.08	0.075

**APPENDIX C – TEST METHODS/PROCEDURES AND EQUIPMENT
DESCRIPTION**

APPENDIX C – TEST METHODS/PROCEDURES AND EQUIPMENT DESCRIPTION

Principles of LFET

Low Frequency Electromagnetic Technique (LFET) was developed out of further research of Remote Field Electromagnetic Technique (RFET). The main difference of LFET is the placement of the sensors between the two poles of an electromagnetic driver.

With a low frequency AC driver signal of 3 to 40 Hz for carbon steel (see Figure 1), the driver signal fully penetrates the material being tested. When the scanner passes over an area with no defects, the magnetic fields are not distorted.

When the test material has a defect and the sensors are located above that defect, distortions in the magnetic field indicate presence of the flaw. LFET instruments measure this distortion as changes in phase and amplitude. Depth of the flaw is proportional to these phase and amplitude changes. Diameter of the defect is related to the number of sensors affected.

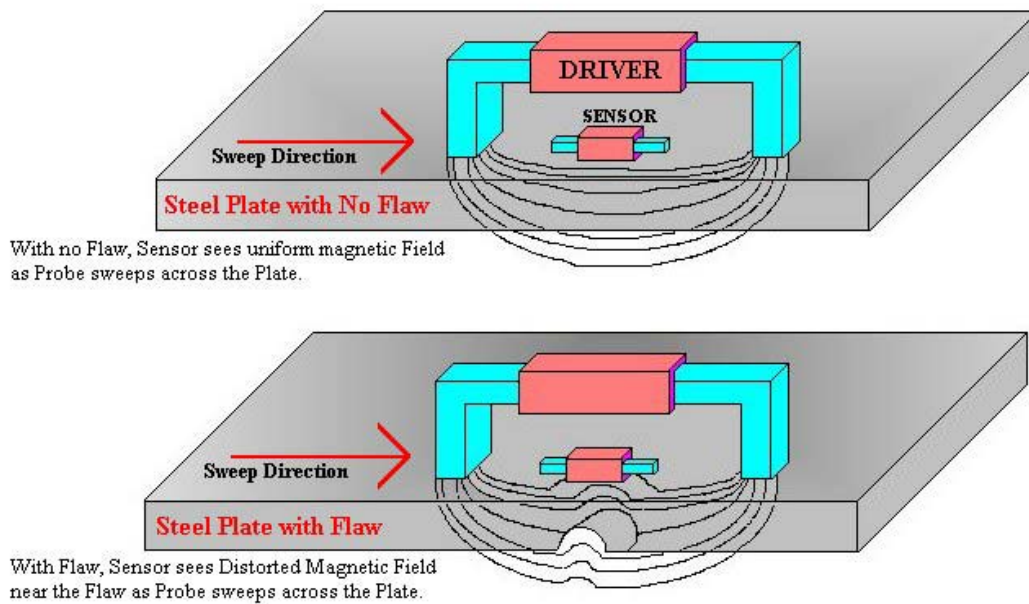


Figure 1.
Principles of Low Frequency Electromagnetic Technique (LFET)

APPENDIX C – TEST METHODS/PROCEDURES AND EQUIPMENT DESCRIPTION

Tank Floor Scanning Theory/Background

FALCON 2000 SYSTEM

The TesTex Tank Floor Inspection System consists of a sixteenth inch modular swath containing 32 probe heads. This configuration allows for a 100% coverage of the tank plate. The probe emits a very low frequency electromagnetic field which penetrates the tank floor. Any variation in the tank floor thickness will cause the electromagnetic field to change. These changes are very small, which makes it necessary to use digital signal processing to enhance the resulting signal. The resulting processed signal is in the form of phase and amplitude readings. Calibration tables are used to convert these signals into percentage wall loss values.

PROCEDURES

Each tank floor is mapped out by measuring the length, width, and orientation of the individual plates. The wall loss information for each plate is stored on a floppy disk.

SOFTWARE

The data acquisition module collects the plate data at a given sample rate. The menu-driven program provides for real-time display of phase, amplitude, and probe position across the plate. The x-y geometry of the plate, probe speed, and other details are also handled by the data acquisition module.

The data analysis and display module contain the calibration curves for wall thinning, volume losses, and pitting. This module correlates calibration standards information with the plant data for flaw sizing and evaluation. Several routines for digital the filtering, averaging techniques, background evaluation, curve fitting, and other useful signal processing techniques are also available. Up to 16 waveforms can be displayed simultaneously in the screen while “zooming” algorithms are used to easily examine small segments of the waveforms.

Plate Scanning Theory/Background

To test vertically/horizontally-oriented plates, the *TS 2000* scanner is placed on an unobstructed area on the topside of one of the plates. The equipment is then zeroed using the *TS 2000 PLATE SCAN* software’s auto-set function. This action also selects the right time constant, sets the gains of the internal amplifiers, and ensures that the data is displayed on the screen as it is being collected.

After zeroing, the scanner is moved to the beginning of the scan sweep area. The scanner is then gradually moved across the surface of the tube and data is collected via magnetic medium on the PC. The processing of the data occurs real-time and the data is stored as several waveforms and stored as several signal responses. Among these are phase and amplitude for each individual channel.

APPENDIX C – TEST METHODS/PROCEDURES AND EQUIPMENT DESCRIPTION

SYSTEM DESCRIPTION

ELECTRONICS: The digital system consists of function generators, power amplifiers, difference amplifiers, phase rotators, auto-zero phase shifters, A-to-D converters, digital controllers, etc. One of the key design objectives was to achieve as low a noise as possible. We detect phase changes to an accuracy of 1/10 of a degree and amplitude signals of a fraction of a microvolt. The *TS 2000* contains all the electronics and software for data acquisition. It contains an internal A-to-D converter, which connects to the PC through a serial port.

SOFTWARE: Consists of two modules

The data acquisition module collects the tube data at a given sample rate. The menu driven, user-oriented program provides for real-time display of phase, amplitude, and probe position in the tube. The row and column of the tube, probe speed, and other bookkeeping details are also handled by the data acquisition module.

The data analysis and display module contains the calibration curves for plate thinning, volume losses, pits, vibration/fret wear, and correlates the calibration standard information with the actual plant data for flaw sizing and evaluation. It has routines for digital filtering, averaging techniques, background evaluation, curve fitting, and other useful signal processing techniques. Up to three waveforms can be displayed simultaneously on the screen and the "zooming" algorithm enables the user to easily examine small segments of the waveform.

DETECTION ACCURACY

The *TesTex, Inc.* developed lock-in amplifier is capable of measuring very low level signals in the microvolt range and can measure small phase angle changes of a fraction of a degree, even in the presence of a considerable amount of noise. This system, when used in conjunction with the calibration standards: partial and through-wall pitting, gradual wall thinning. Hydrogen damage, etc. and their respective calibration curves, allows us to measure small gradual wall losses on the order of 10%, pits of diameter 0.062" (1.57mm), and vibration/fret wear of five volume percent.

Weld Scanning Theory/Background

TesTex, Inc. has developed a special electromagnetic probe based on the principle of achieving a "balanced field" for the probe. This probe is also very sensitive to small changes in electromagnetic field and the noise is significantly reduced by appropriate phase rotation of the horizontal and vertical component of the signal. A single element probe of this type was used to detect "surface and subsurface cracking" This probe was called Hawkeye and it is successfully used for testing cracks, welds, pipes, plates, etc.

The system works by PHASE ROTATING lift-off noise into the ACOS signal while leaving the CRACK signal in the ASIN waveform. Processing is used to reduce gradual changes in the waveform to make detection easier.

APPENDIX C – TEST METHODS/PROCEDURES AND EQUIPMENT DESCRIPTION

Ultrasonic Shear Wave (Angle Beam) Testing Description

The instrument used for Shear Wave or Angle Beam Testing is a simple pulse-echo flaw detector with A-Scan, receiving, and transmitting capabilities in which the user can size the length, depth, and distance of the flaw.

The primary reason for using shear waves is for the detection of discontinuities with geometries and orientations non-parallel to the testing surface. The Angle Beam technique is extensively used for weld testing at ½ step and full step distances. The frequency range specifically for weld testing with angle beam transducers is 1MHz to 5MHz. The most common Angle Beam contact transducers are designed to produce shear waves of 45, 60, and 70° in steel.

APPENDIX D – TESTEX EQUIPMENT PHOTOGRAPHS

APPENDIX D - TESTEX EQUIPMENT PHOTOGRAPHS



The Hawkeye Pencil Probe used for testing the welds of the floor, course 1, course 2, barrel, extension, and expansion of Tank # 6.




Specially developed 8" wide hand scanner used for the majority of the surface scanning

APPENDIX E – MISCELLANEOUS ON-SITE PHOTOGRAPHS

APPENDIX E – MISCELLANEOUS ON-SITE PHOTOGRAPHS



Shear wave U.T. measurements being taken at the interface between the floor and course one of the lower dome.



LFET equipment calibration procedure being performed.

APPENDIX E – MISCELLANEOUS ON-SITE PHOTOGRAPHS



LFET scanning of course one, quadrant C, of the lower dome.



LFET scanning of course 2, quadrant A, of the lower dome.

APPENDIX E – MISCELLANEOUS ON-SITE PHOTOGRAPHS




Shows LFET scanning under the catwalk.



Shows Hawkeye weld scanning under the catwalk.

APPENDIX E – MISCELLANEOUS ON-SITE PHOTOGRAPHS




A view from the catwalk of the first barrel scans of each team.



Team one inspecting the extension area of quadrant D.

APPENDIX E – MISCELLANEOUS ON-SITE PHOTOGRAPHS




Team two inspecting the extension area of quadrant A.




A view of an extensive corrosion area in the upper dome, quadrant C.

APPENDIX E – MISCELLANEOUS ON-SITE PHOTOGRAPHS




A view of U.T. measurements being taken on course D.

APPENDIX B
PHOTOGRAPHIC DOCUMENTATION




Photograph 1 – NDE technician/examiner performing angle beam UT measurements/examination of the intersection of the lower dome plates and the bottom plates.




Photograph 2 – NDE technician/examiner performing LFET scanning on the lower dome plates.



Photograph 3 – A view of the barrel and lower dome from the tower at the catwalk level.




Photograph 4 – A view of an area marked by examiners to show the limits of backside corrosion in the upper dome of tank (quadrant C).




Photograph 5 – NDE technicians/examiners and operators performing UT plate scanning in course D of the upper dome of the tank.



Photograph 6 – NDE technician/examiner painting a flaw indication on course F of the upper dome.



Photograph 7 – NDE technician/examiner detecting a flaw on course F of the upper dome.



Photograph 8 – A view of the catwalk and booms from course F of the upper dome.




Photograph 9 – Lack of penetration and corrosion on the inside the 32” nozzle at the 45’ station.



Photograph 10 – NDE technician/examiner taking UT measurements inside the 32” nozzle. Note the 3/4-inch pipe on the bottom of the nozzle.



Photograph 11 – A flaw detected by/during the pressure test on the underside of the 32” nozzle that extends into the lower tunnel. The flaw is adjacent to prior repair.



Photograph 12 – Lower dome and the bottom of the tank. Note the flaws marked at the intersection of the lower dome plates and bottom plates.

APPENDIX C
HISTORICAL INFORMATION

RED HILL TANK NO. 6
PRODUCT: JP-5

<u>DATE</u>	<u>REMARKS</u>
7/23/52	Cleaned. Welded leak in collector ring. Labor Cost: \$2310.80. Material: \$675.10
6/63	Opened and cleaned tank to check for leaks. Cut collector ring and all telltale pipes. Pressurized tank at 1-1/2 lbs. pressure maximum.
10/17/63	Installed smoke tracer system at telltales.
11/18/63	2-1/2 lbs. air pressure test made on telltale pipes #3, #4, and #10 at 42' level. Welded fittings of subject telltale pipes were checked for leaks--okay. Air pressure test secured after 1 hour and 15 minutes. Black oil or JP-5 seems to be coming back into the tank from either the 18" line or the 32" line, causing coating of oil on surface of water. Decision made to drain tank down. A check was made on 32" line which runs in the lower tunnel up to Tank No. 6 to see if the blank needs to be reversed.
11/19/63	Resumed draining--from 0745 to 1725.
11/20/63	Five lengths of hoses were connected to the water hydrant line to hose down the bottom of the tank to remove the black oil or JP-5. Resumed draining; secured.
11/21/63	Unplugged 6" drain on bottom of tank. There was 4" of water left at bottom. Tried clearing drain with 1-1/2" water hose. No results. J. Novit closed valve by sump pit, then opened the valve on Tank #10 so that the water would go down, then up to tank #6 drain to release the sludge that is plugged in the 6" drain. Drain was unplugged. 18" line was flushed out. Drain line was closed so that tank could be filled with water.
11/22/63	Gas detector tests made by Pearl Harbor NSYD Safety Officer on tank. Also checked telltales 3, 4 and 10 from top of catwalk. Checked out okay. Made checks of tank bottom (around water level) and telltale of lower tunnel of tank. Recommended blower to be utilized during welding operations.
11/26/63	Safety Inspector checked out 40 foot water level for inspection. Okayed area for drilling holes in telltales but not for hot work. One hole each drilled on telltales 3, 4, and 10. Area rechecked by Safety Inspector. Gas test on telltales okay. Welded 3/4" nipples on telltales 3, 4, and 10 at 40 foot level for testing purposes.

RED HILL TANK NO. 6
PRODUCT: JP-5

<u>DATE</u>	<u>REMARKS</u>
11/27/63	Connected water hose and welding leads to telltale #10 to weld 3/4" nipple to 3/4" telltale line at bottom of 40 foot level. Welding completed. 7-1/2 lbs. air pressure test made for one hour on telltale #10 to check all areas around 10 ft. level. Rechecked telltale #10 an hour later. When opened, water and air came shooting out for about 10 minutes. Valve was closed. Temporarily secured. When 7-1/2 lbs. air pressure was applied to telltale #10 from inside at bottom of 40 foot level, the pressure did not indicate any reading at the telltale pipe which extends to the catwalk. Conclusion: 3/4" telltale is plugged in between. (Cleared on 12/2/63.) Switched over from telltale #10 to telltale #4. Air pressure of 8-1/2 lbs. was put into telltale #4 for about one hour. Telltale #4 in lower tunnel is clear and the air pressure coming out is at 7 lbs. All other telltales--no air. Telltale #4 air pressure at bottom is 8-1/2 lbs.; top of catwalk is 1-1/2 lbs. Shut off air pressure. 8 lbs. air pressure turned on into telltale #3 for one hour from 40 foot level. Telltale #3 at top of catwalk shows 3 lbs.
12/2/63	Safety Inspector okayed telltales 3, 4, and 10 at bottom for hot work. Welded 3" nipple on telltale #3 at 43-1/2 foot level for testing purposes. 7-1/2 lbs. pressure on telltale #3 for 1/2 hour. Pressure okay after 10 minutes. Pressurized telltale #3 with 8 lbs. of air. There was 1-3/4 lbs. of pressure on telltale #3 showing from top of catwalk. With pressure on, telltale #3 checked around fittings and joints for leaks. Negative. 10 lbs. air put into telltale #4. From top of catwalk telltale #4 read 1-3/4 lbs. Checked telltale #4 at lower tunnel; line clear and okay. Fittings and joints around telltale #4 checked for leak--okay. 10 lbs. air pressure put in telltale #10 from bottom of 43-1/2 foot level. Air pressure at top of catwalk from telltale #10 is 6-1/4 lbs. Plugged at first, but 10 lbs. air pressure cleared it. Air pressure on telltale #10 at lower tunnel good, but 1/2 gallon of oil and water came out before it was cleared. Checked for leaks at 43-1/2 foot level. Negative.
12/3/63	Tank was filled from 43'-5" to 50'-7". Air pressure put into telltale #10 from top of catwalk to determine whether any water or oil left in back of walls or shell. Checked water level. All okay. Went down to bottom of 50'-7" level to drill 5/8" holes in telltales #3, 4 and 10. 3" nipple welded over holes for testing purposes.

RED HILL TANK NO. 6
PRODUCT: JP-5

<u>DATE</u>	<u>REMARKS</u>
12/4/63	Air pressure test on telltale #10 for 1 hour (50'-7" level). Telltale #10 is clear. Reading at bottom of 50'-7" level is 10 lbs. and the reading at top of catwalk is 7 lbs. Telltale at lower tunnel is clear (no water). Checked around 50'-7" level for leaks on welds and joints, using liquid soap around all these areas. No leaks reported. 10 lbs. air pressure put into telltale #4. Will be held for 40 minutes. At bottom of telltale #4, 10 lbs. air is being used, 3 lbs. at catwalk, and bottom of lower tunnel telltale #4 is clear (no water). Air pressure was turned on telltale #3. Air pressure reading at bottom of 50'-7" level was 10 lbs; air pressure reading at catwalk for telltale #3 was 4 lbs. Telltale #3 at lower tunnel is clear; however, when valve was opened, water and oil came out and filled one-half quart. Three manifolds made of black pipe (12' long with 3 nipples on each one) will be threaded on the nipple that extends out from telltale #3, 4 and 10 so that tests may be made without welding any nipples. This manifold is good up to the 60' level.
1/7/64	Started calibrating sounding equipment.
2/24/64	Started checking tank for leak. Tank appears to be leaking at 85' level.
3/1/64	Cleaned tank.
4/13/64	Removed two manifolds at 60' level.
6/25/69	Manhole cover removed from tank. Vent closed.
1/20/70	Emptied and cleaned for conversion.
1/21-2/3/70	Cleaned tank. Washed down sludge from tank and also elevator (224 hours). Labor Cost: \$732.48
2/2/72	Topped off with Navy Distillate. Converted to Navy Distillate. Emptied and cleaned for conversion. Telemeter system installed.
7/8/74	Started transferring to Tank 16. Tank emptied.
7/22/74	Tank washed down for conversion to JP-5 from Navy Distillate. Blank installed on 32" line inside tank.
7/23/74	Welded flange to mainline. 32" line blanked inside of tank. Drain line slightly plugged. Tank buttoned. Manhhole cover removed.

RED HIL TANK NO. 6
PRODUCT: JP-5

<u>DATE</u>	<u>REMARKS</u>
10/74	Tank converted from Navy Distillate to JP-5 storage.
4/78	Manhole cover removed.
4/11/78	Removed 6" valve on drain line.
4/12/78	Cleaned tank.
3/23/81	Tank removed from service and turned over to the contractor for initial repairs and lining.
1/15/82	Tank inspected and accepted. Started refilling tank for leak test.
3/16/83	NSC Pearl formally accepted tank in a letter to ROICC Pearl.

APPENDIX D
REPAIR SKETCHES

CLIENT/SUBJECT	FISC/AFC EE	W.O. NO.	
TASK DESCRIPTION	Red Hill TANK 6 Repair	TASK NO.	176
PREPARED BY	DAN D.	DEPT	
		DATE	5-15-06
MATH CHECK BY		DEPT	
		DATE	
METHOD REV. BY		DEPT	
		DATE	

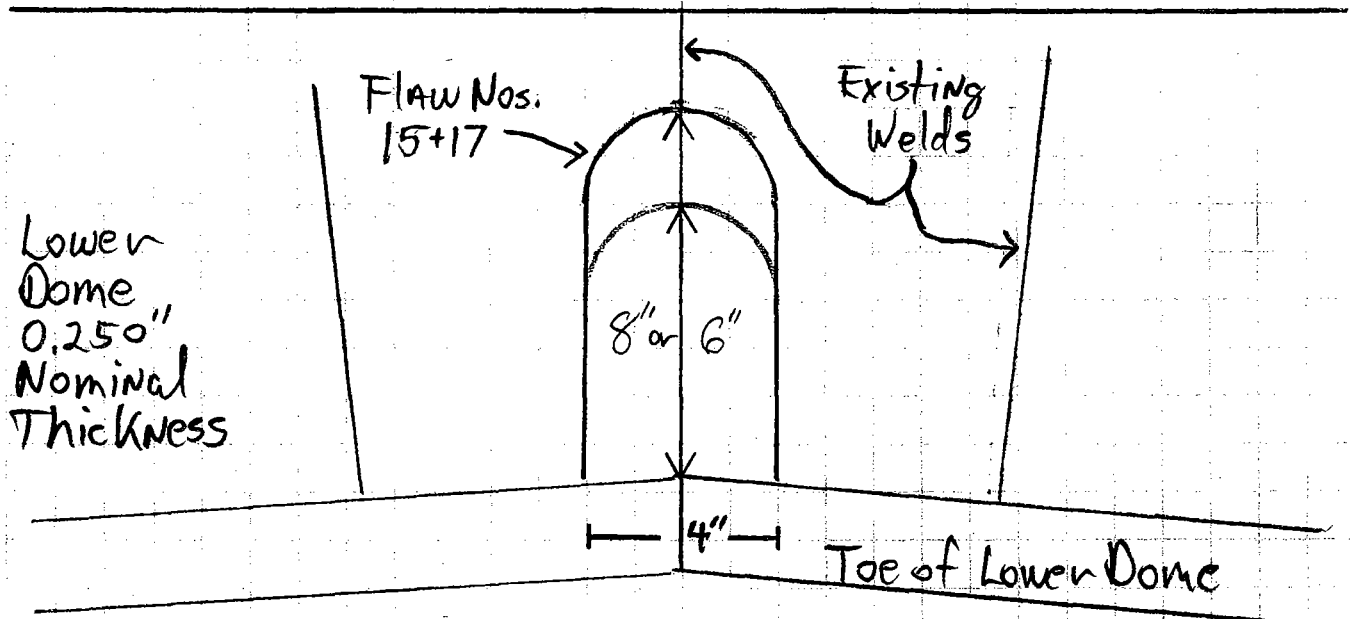
APPROVED BY

DEPT _____ DATE _____

Flaw Nos. 1, 3, 4, 8, 10, 12, 13, 15, 17, 19, 21, 24, 676, 31

TANK Section: Lower Dome All Quads LD-1

Plate Nos.: 9/10, 11/12, 13/14, 17/18, 19/20, 21/22, 23/24, 25/26, 27/28, 29/30, 31/32, 35/36, 41/42, 43/44



Bottom Plate 0.500" Nominal Thickness

2" Radius Tombstone

Notch Bottom to fit Toe of Lower Dome

1/4" Patch Plate ASTM A-36 Steel

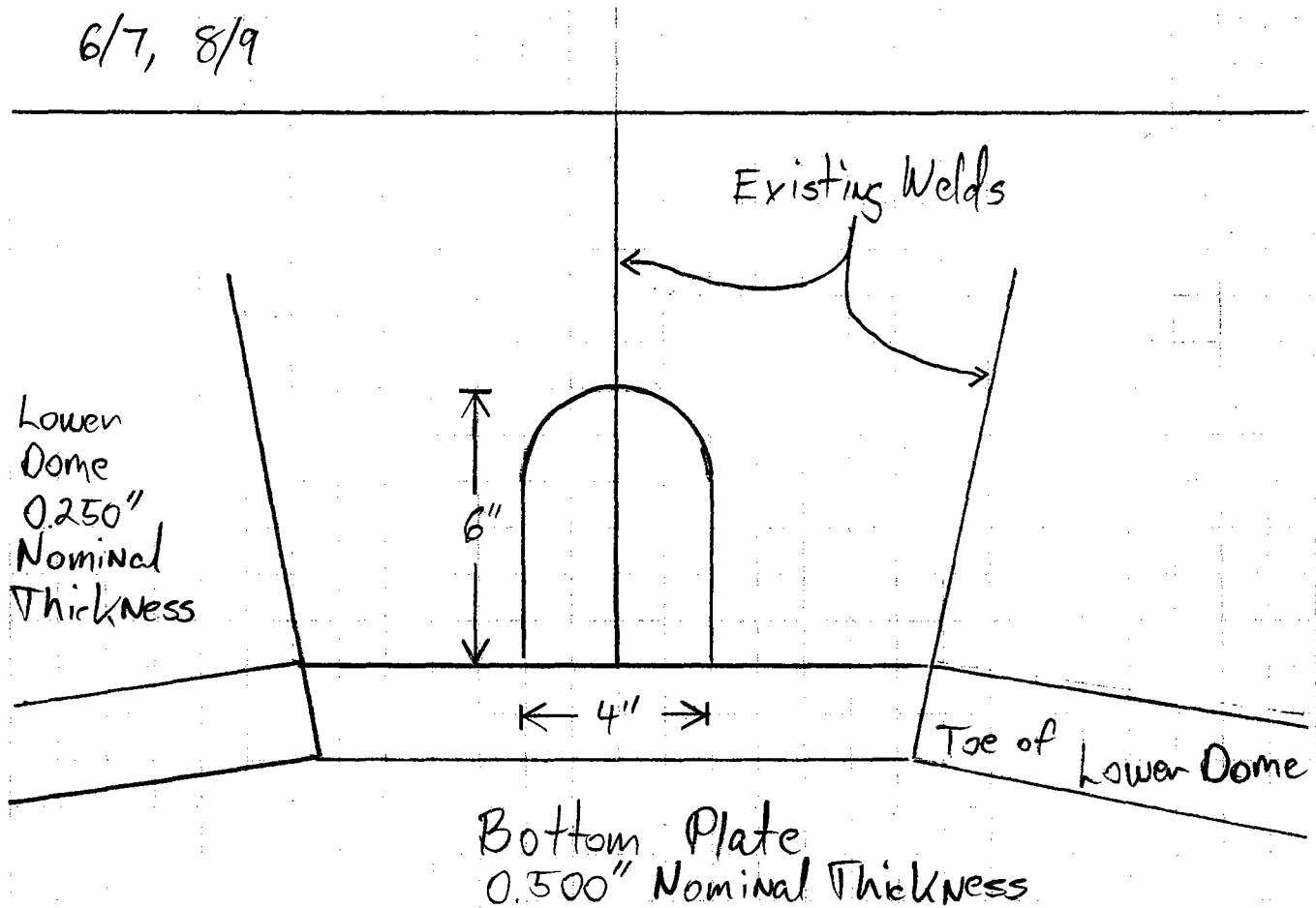
Crimp Vertical Center Line of Patch to assist with field fit up

CLIENT/SUBJECT <u>FISC/AFCEE</u>	W.O. NO. _____
TASK DESCRIPTION <u>Red Hill TANK 6 Repairs</u>	TASK NO. <u>176</u>
PREPARED BY <u>DAN D.</u> DEPT _____ DATE <u>5-15-06</u>	APPROVED BY _____ DEPT _____ DATE _____
MATH CHECK BY _____ DEPT _____ DATE _____	
METHOD REV. BY _____ DEPT _____ DATE _____	

Flaw Nos.: 2, 7, 16, 18, 23, 25, 27, 39, 40

TANK Section: Lower Dome All Quads LD-1

Plate Nos.: 10/11, 16/17, 26/27, 28/29, 34/35, 36/37, 38/39
6/7, 8/9



2" Radius Tombstone

1/4" Patch Plate ASTM A-36 Steel

CLIENT/SUBJECT FISC/AFCEE W.O. NO. _____
TASK DESCRIPTION Red Hill TANK 6 Repair TASK NO. 176
PREPARED BY DAND DEPT _____ DATE 5-2-06
MATH CHECK BY _____ DEPT _____ DATE _____
METHOD REV. BY _____ DEPT _____ DATE _____

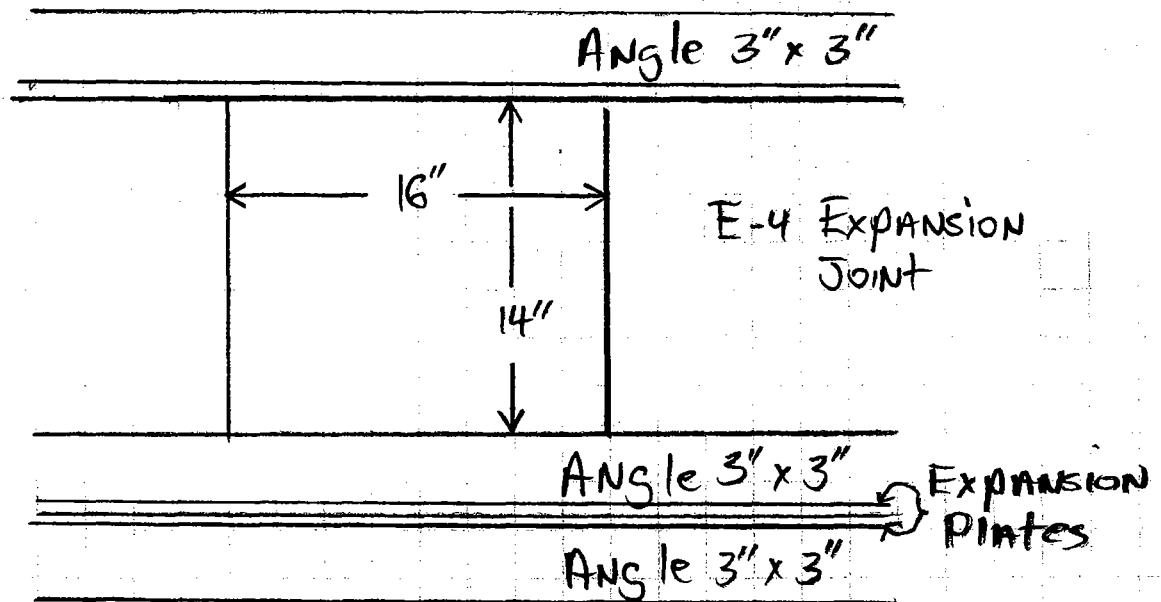
APPROVED BY	
DEPT _____	DATE _____

Flaw No.: 111

TANK Section: Extension Quadrant: B

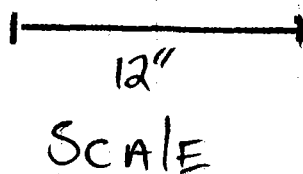
Vertical Drop: 5

Row: E-4



No Radius on Corners

Trim Patch Plate Not Existing weld



CLIENT/SUBJECT FISC/AFCEE W.O. NO. _____

TASK DESCRIPTION Red Hill TANK 6 Repairs TASK NO. 176

PREPARED BY DAN O. DEPT _____ DATE 5-15-06

MATH CHECK BY _____ DEPT _____ DATE _____

METHOD REV. BY _____ DEPT _____ DATE _____

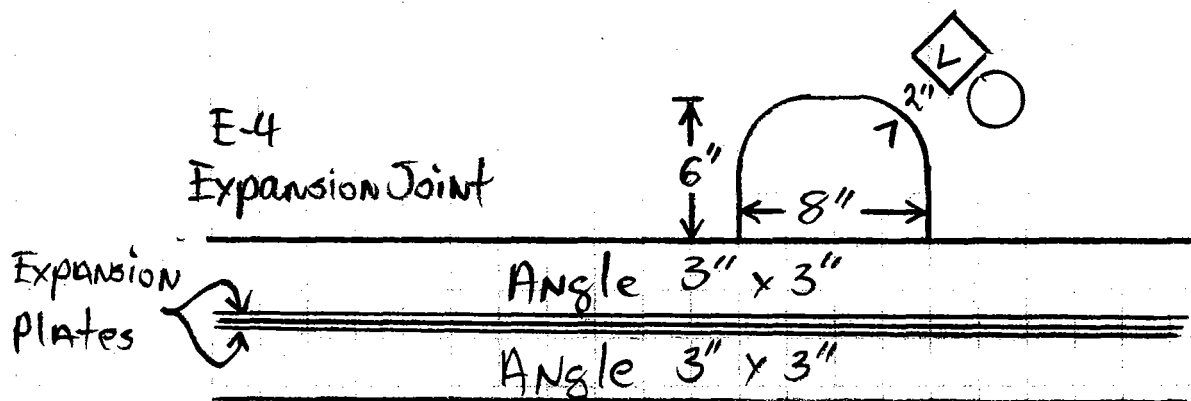
APPROVED BY
DEPT _____ DATE _____

Flaw No.: 145

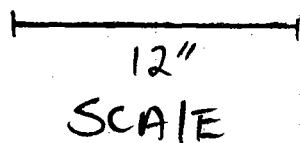
TANK Section: Extension QUADRANT: C

Vertical Drop: 5

ROW: E-4



3" Radius Tombstone (Grind Existing Repair Flush)



CLIENT/SUBJECT FISC/AFCEE W.O. NO. _____
TASK DESCRIPTION Red Hill TANK 6 Repair TASK NO. 176
PREPARED BY DAN O. DEPT _____ DATE 5-2-06
MATH CHECK BY _____ DEPT _____ DATE _____
METHOD REV. BY _____ DEPT _____ DATE _____

APPROVED BY	
DEPT _____	DATE _____


Flaw No.: 166

TANK Section: Extension

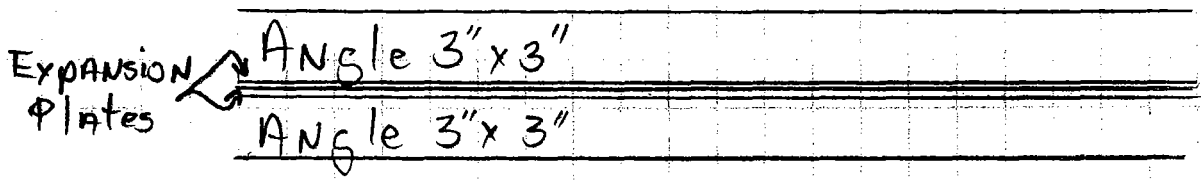
Quadrant: B

Vertical Drop: 8


Row: E-4



E-4 EXPANSION JOINT



3" Radius on lower corners
No Radius on upper corners



SCALE

CLIENT/SUBJECT FISC/AFCEE W.O. NO. _____
TASK DESCRIPTION Red Hill TANK 6 Repairs TASK NO. 176
PREPARED BY DAN D. DEPT _____ DATE 5-16-06
MATH CHECK BY _____ DEPT _____ DATE _____
METHOD REV. BY _____ DEPT _____ DATE _____

APPROVED BY
DEPT _____ DATE _____

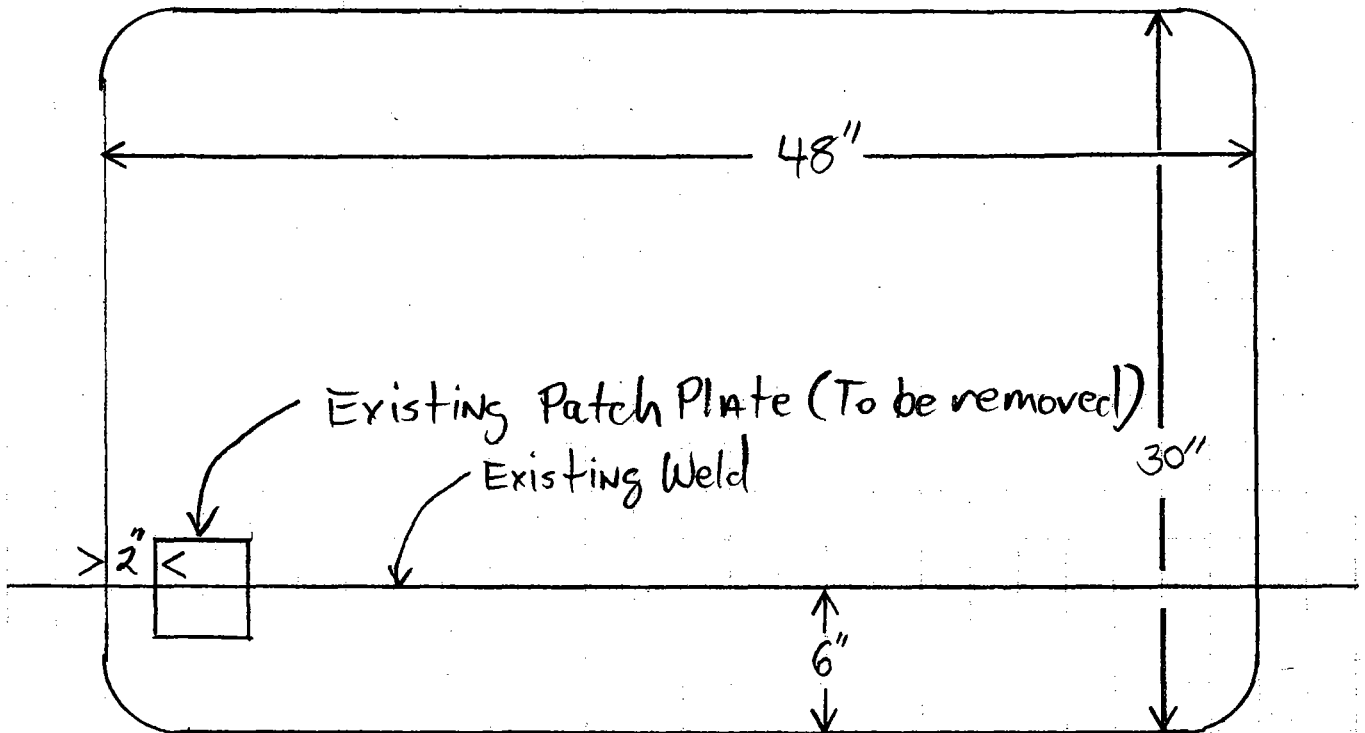
Flaw No.: 184

TANK Section: Barrel

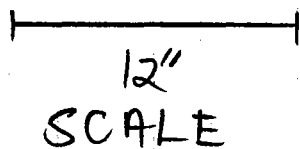
Quadrant: C

Vertical Drop: 7

Row: 11



3" Radius ON CORNERS



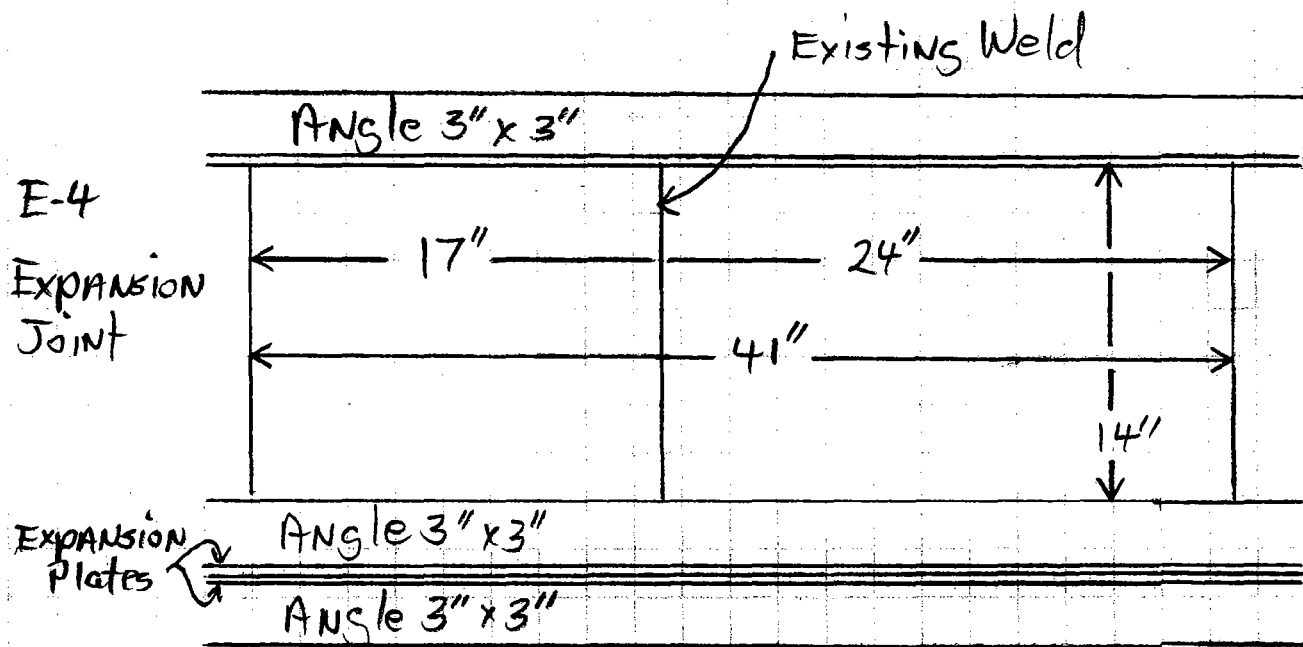
CLIENT/SUBJECT <u>FISC/AFCEE</u>	W.O. NO. _____
TASK DESCRIPTION <u>Red Hill TANKS Repairs</u>	TASK NO. <u>176</u>
PREPARED BY <u>DAN D.</u> DEPT _____ DATE <u>5-12-06</u>	<div style="border: 1px solid black; padding: 5px;"> APPROVED BY _____ DEPT _____ DATE _____ </div>
MATH CHECK BY _____ DEPT _____ DATE _____	
METHOD REV. BY _____ DEPT _____ DATE _____	

FLAW No.: 193/659

TANK Section: Extension Quadrant: B

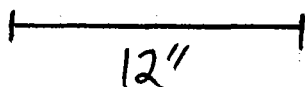
Vertical Drop: 9

Row: E-4



No Radius on Corners

Trim Patch Plate Not Existing Weld



SCALE

CLIENT/SUBJECT FISC/AFCEE W.O. NO. _____
 TASK DESCRIPTION Red Hill TANK 6 Repairs TASK NO. 176
 PREPARED BY DAN D. DEPT _____ DATE 5-2-06
 MATH CHECK BY _____ DEPT _____ DATE _____
 METHOD REV. BY _____ DEPT _____ DATE _____

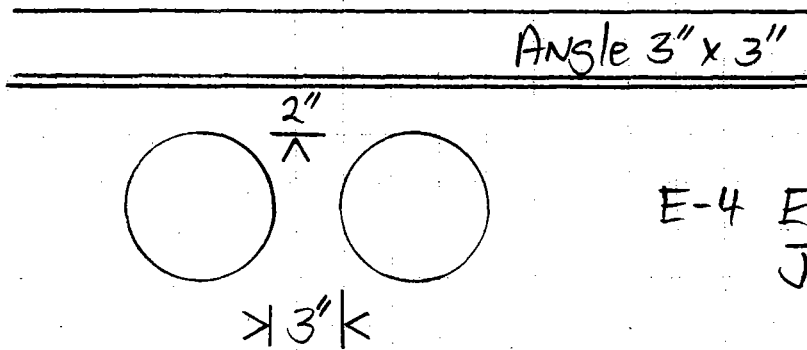
APPROVED BY	
DEPT _____	DATE _____

FLAW No.: 217/218


TANK Section: Extension Quadrant: B

Vertical Drop: 10

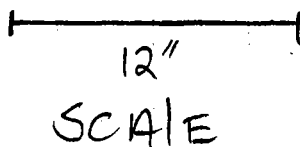
Row : E-4



EXPANSION
Plates



6" Round patch plates



CLIENT/SUBJECT FISC/AFCEE W.O. NO. _____

TASK DESCRIPTION Red Hill TANK 6 Repairs TASK NO. _____

PREPARED BY DAN D. DEPT _____ DATE 5-15-06

MATH CHECK BY _____ DEPT _____ DATE _____

METHOD REV. BY _____ DEPT _____ DATE _____

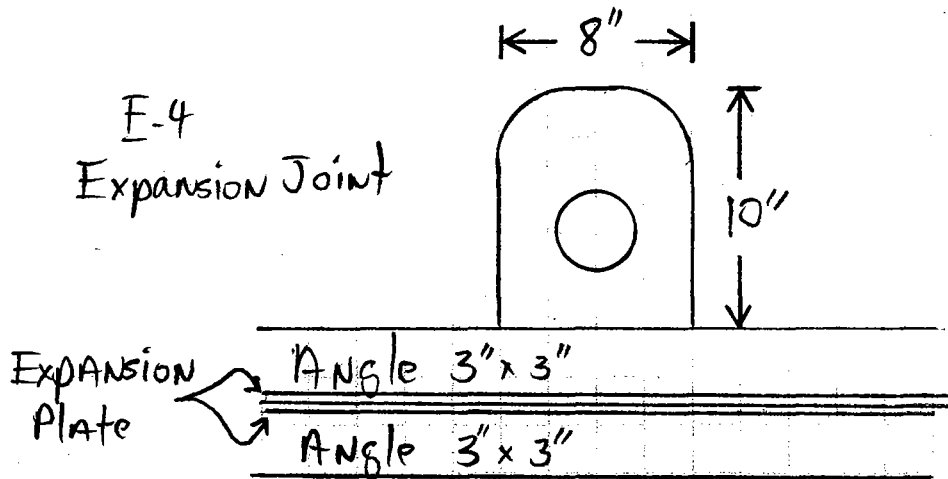
APPROVED BY
DEPT _____ DATE _____

Flaw No.: 246

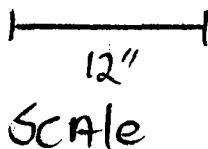
TANK Section: Extension Quadrant: C

Vertical Drop: 10

Row : E-4



Remove existing 3" grout nozzle
3" Radius Tombstone



CLIENT/SUBJECT FISC/AFCEE W.O. NO. _____
TASK DESCRIPTION Red Hill TANK 6 Repairs TASK NO. 176
PREPARED BY DAND DEPT _____ DATE 5-15-06
MATH CHECK BY _____ DEPT _____ DATE _____
METHOD REV. BY _____ DEPT _____ DATE _____

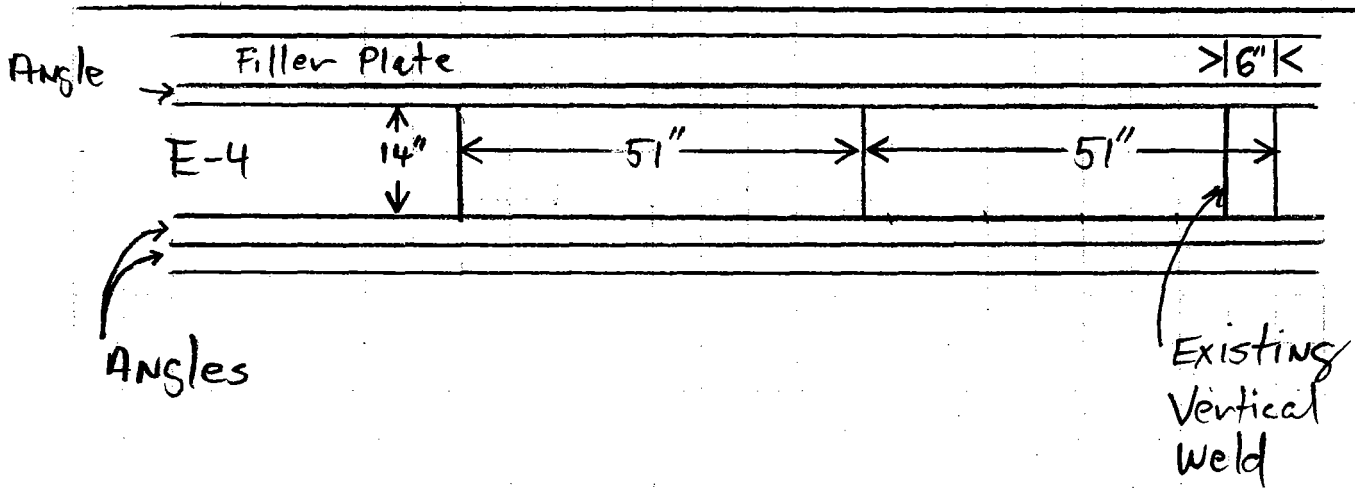
APPROVED BY
DEPT _____ DATE _____

FLAW No.: 259

TANK Section: Extension Quadrant: D

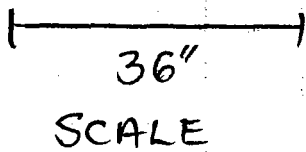
Vertical Drop: 11

ROW: E-4



2 patch plates 14" x 51"

No radius on corners



CLIENT/SUBJECT FISC/AFCEE W.O. NO. _____
TASK DESCRIPTION Red Hill TANK 6 Repairs TASK NO. 176
PREPARED BY DAN D DEPT _____ DATE 5-15-06
MATH CHECK BY _____ DEPT _____ DATE _____
METHOD REV. BY _____ DEPT _____ DATE _____

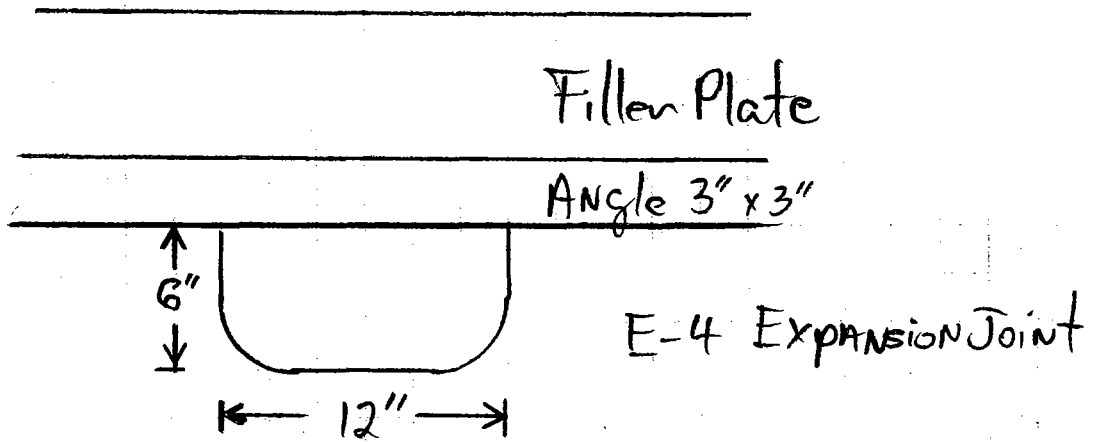
APPROVED BY
DEPT _____ DATE _____

Flaw No.: 389

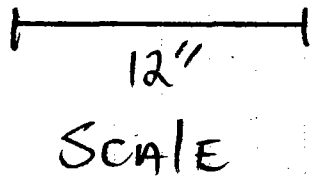
TANK Section: Extension Quadrant: D

Vertical Drop: 16

Row: E-4



3" Radius Tombstone



CLIENT/SUBJECT FISC/AFCEE W.O. NO. _____
TASK DESCRIPTION Red Hill TANK 6 Repairs TASK NO. 176
PREPARED BY DAND. DEPT _____ DATE 5-16-06
MATH CHECK BY _____ DEPT _____ DATE _____
METHOD REV. BY _____ DEPT _____ DATE _____

APPROVED BY
DEPT _____ DATE _____

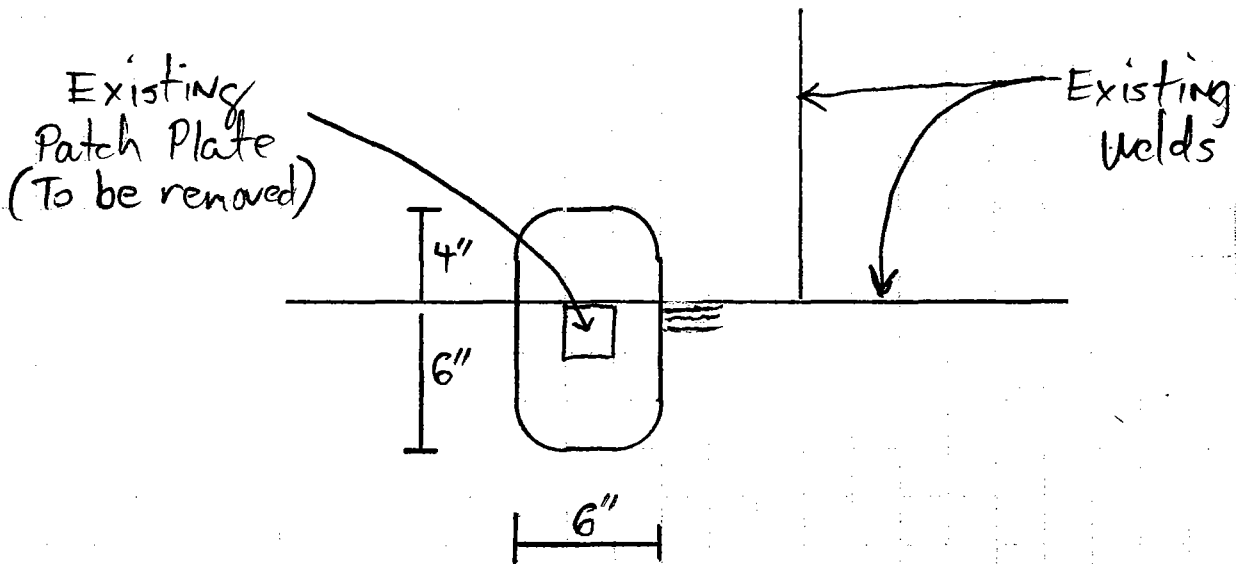
Flaw No.: 400

TANK Section: Barrel

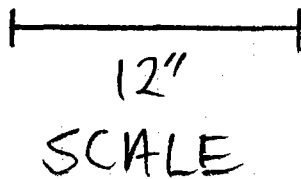
Quadrant: D

Vertical Drop: 16

Row: 11



2" radius on corners



CLIENT/SUBJECT FISC/AFCEE

W.O. NO. _____

TASK DESCRIPTION Red Hill TANK 6 Repair

TASK NO. 176

PREPARED BY DAN O.

DEPT _____

DATE 5-12-06

APPROVED BY _____

MATH CHECK BY _____

DEPT _____

DATE _____

METHOD REV. BY _____

DEPT _____

DATE _____

DEPT _____

DATE _____

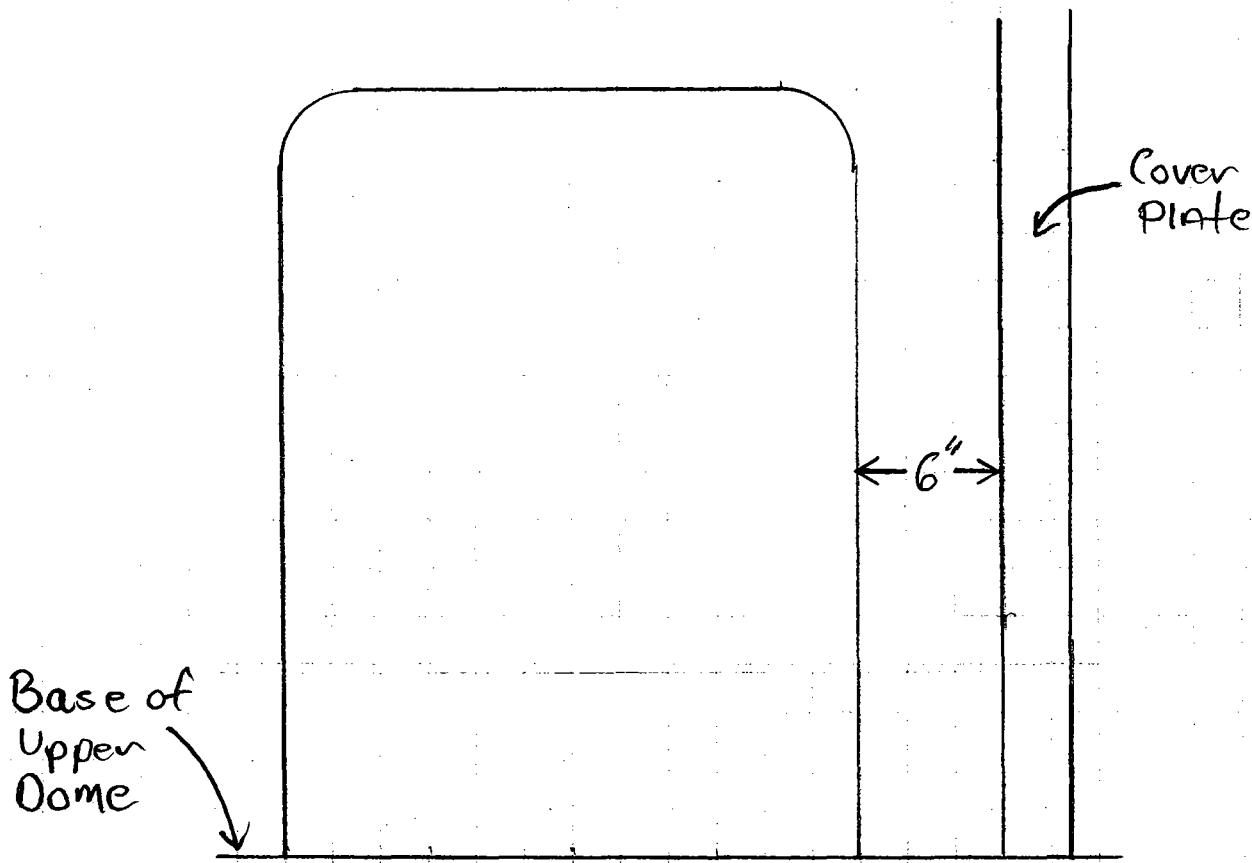
Flaw No.: 426

TANK Section: Upper Dome

Quadrant: B

Plate: 3

Course: A



3" Radius on Top Corners

NO Radius on Bottom Corners



12"
Scale

CLIENT/SUBJECT FISC/AFCEE W.O. NO. _____
TASK DESCRIPTION Red Hill Tank 6 Repair TASK NO. 176
PREPARED BY DAND DEPT _____ DATE 5-12-06
MATH CHECK BY _____ DEPT _____ DATE _____
METHOD REV. BY _____ DEPT _____ DATE _____

APPROVED BY
DEPT _____ DATE _____

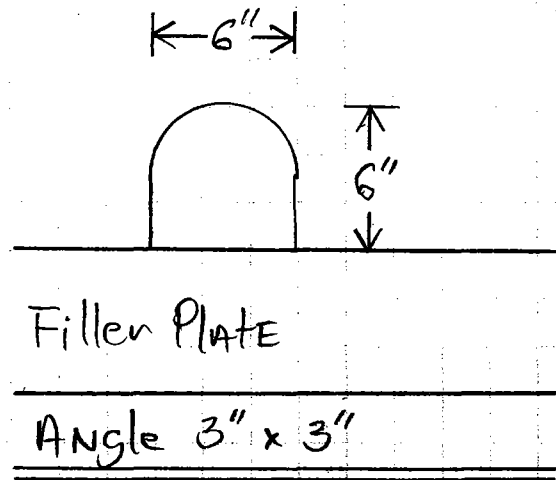
Flaw No. : 428

TANK Section: Extension

Quadrant: B

Vertical Drop: 1

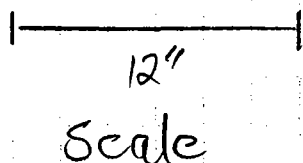
Row: E-3



E-4 Expansion Joint

3" Radius on Top corners

No Radius on Bottom corners



CLIENT/SUBJECT FISC/AFCEE W.O. NO. _____
TASK DESCRIPTION Red Hill TANK6 Repair TASK NO. 176
PREPARED BY DAN D. DEPT _____ DATE 5-12-06
MATH CHECK BY _____ DEPT _____ DATE _____
METHOD REV. BY _____ DEPT _____ DATE _____

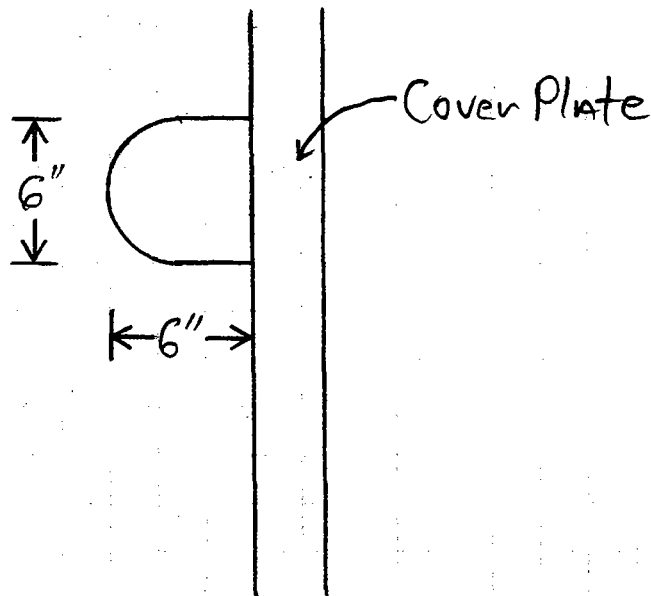
APPROVED BY	
DEPT _____	DATE _____

Flaw No. : 438

TANK Section: Upper Dome Quadrant: B

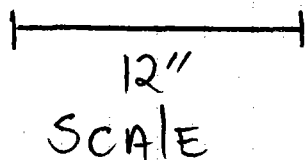
Plate: 13

Course : A



3" Radius on left (Top) corners

No Radius on right (Bottom) corners



CLIENT/SUBJECT FISC/AFC EE W.O. NO. _____
TASK DESCRIPTION Red Hill TANK 6 Repair TASK NO. 176
PREPARED BY DAN D. DEPT _____ DATE 5-12-06
MATH CHECK BY _____ DEPT _____ DATE _____
METHOD REV. BY _____ DEPT _____ DATE _____

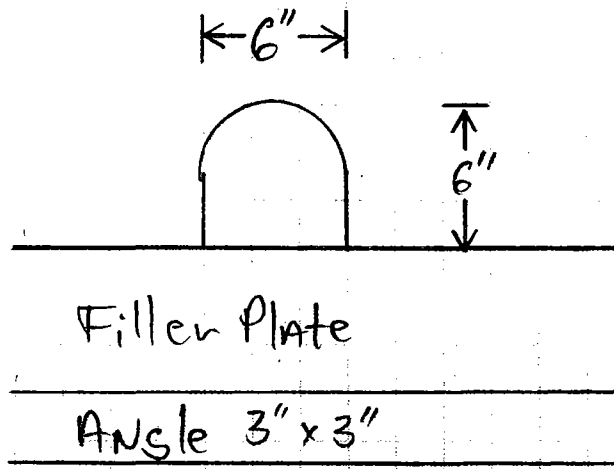
APPROVED BY
DEPT _____ DATE _____

FLAW No. : 441

TANK Section : Extension QUADRANT : B

Vertical Drop : 5

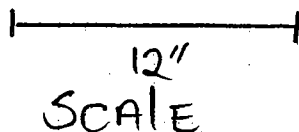
ROW : E-3



E-4 EXPANSION JOINT

3" Radius ON Top corners

No Radius ON Bottom corners



CLIENT/SUBJECT FISC/AFCEE W.O. NO. _____
TASK DESCRIPTION Red Hill Tank 6 Repairs TASK NO. 176
PREPARED BY DAN O. DEPT _____ DATE 5-15-06
MATH CHECK BY _____ DEPT _____ DATE _____
METHOD REV. BY _____ DEPT _____ DATE _____

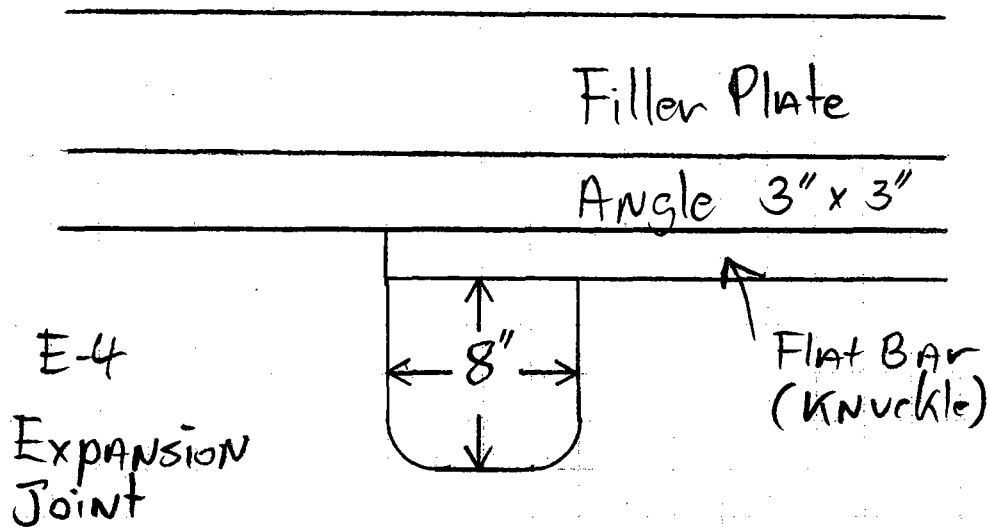
APPROVED BY
DEPT _____ DATE _____

Flaw No.: 443

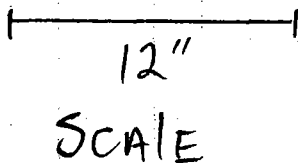
TANK SECTION: Extension Quadrant: D

Vertical Drop: 17

ROW: E-4



2" Radius Tombstone



CLIENT/SUBJECT ETSC/AFCEE W.O. NO. _____
TASK DESCRIPTION Red Hill TANK 6 Repairs TASK NO. 176
PREPARED BY DAN D DEPT _____ DATE 5-15-06
MATH CHECK BY _____ DEPT _____ DATE _____
METHOD REV. BY _____ DEPT _____ DATE _____

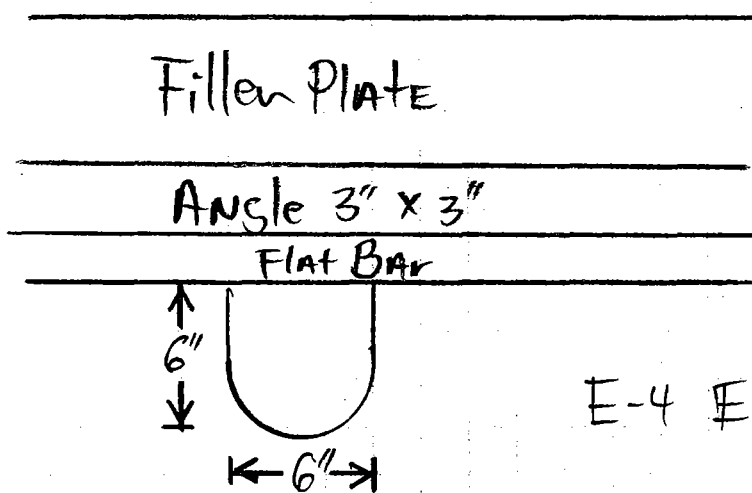
APPROVED BY
DEPT _____ DATE _____

FLAW No. : 455


TANK Section : Extension QUADRANT : D

Vertical Drop: 18

Row : E-4



3" Radius Tombstone



CLIENT/SUBJECT FISC/AFCEE W.O. NO. _____
TASK DESCRIPTION Red Hill TANK 6 Repairs TASK NO. 176
PREPARED BY DAN D. DEPT _____ DATE 5-16-06
MATH CHECK BY _____ DEPT _____ DATE _____
METHOD REV. BY _____ DEPT _____ DATE _____

APPROVED BY
DEPT _____ DATE _____

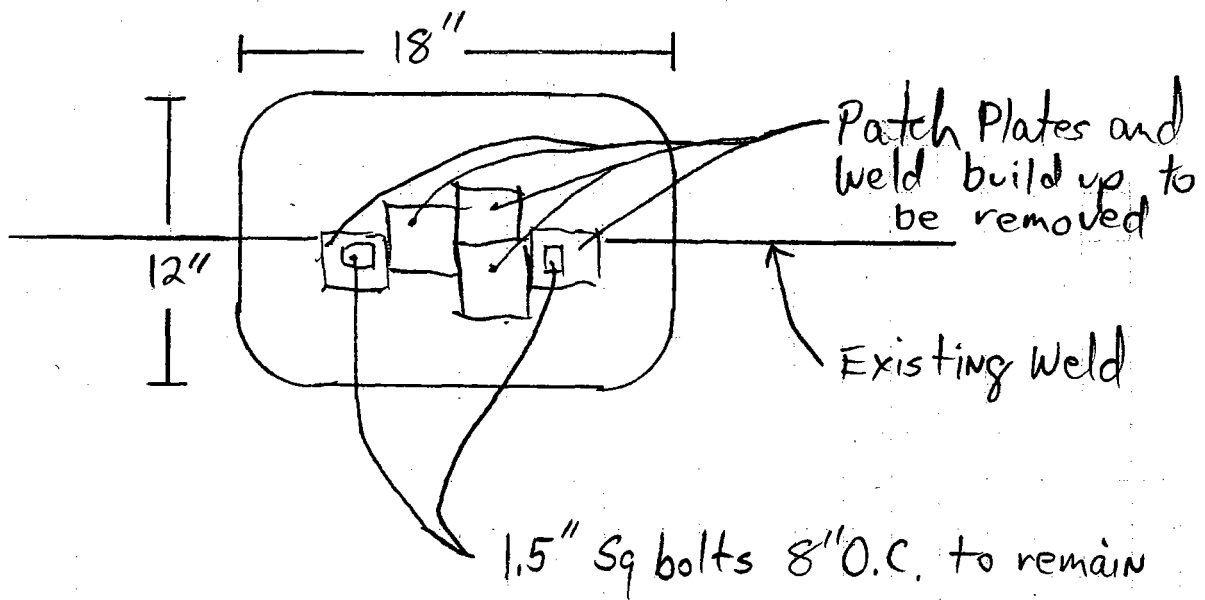
FLAW No.: 468

TANK Section: Barrel

Quadrant: D

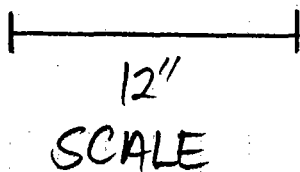
Vertical Drop: 18

Row: 8+9



3" radius on corners

Cut out holes for 1.5" sq bolts



CLIENT/SUBJECT FISC/AFCEE

W.O. NO. _____

TASK DESCRIPTION Red Hill TANK 6 Repairs

TASK NO. 176

PREPARED BY DAN D. DEPT _____ DATE 5-15-06

APPROVED BY _____

MATH CHECK BY _____ DEPT _____ DATE _____

METHOD REV. BY _____ DEPT _____ DATE _____

DEPT _____ DATE _____

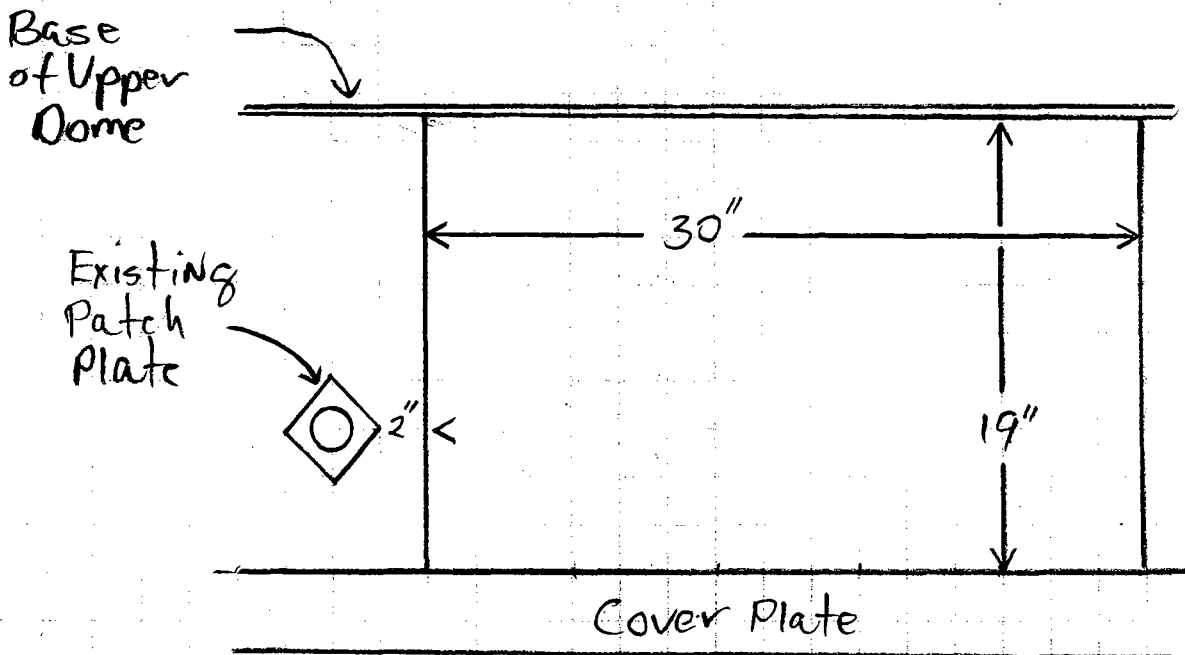
FLAW No.: 473

TANK Section: Extension

Quadrant: C

Vertical Drop: 1

Row: E-1



No radius on corners

Trim patch plate not existing welds



12"
SCALE

CLIENT/SUBJECT FISC/AECE W.O. NO. _____
TASK DESCRIPTION Red Hill TANK 6 Repairs TASK NO. 176
PREPARED BY DAN D. DEPT _____ DATE 5-15-06
MATH CHECK BY _____ DEPT _____ DATE _____
METHOD REV. BY _____ DEPT _____ DATE _____

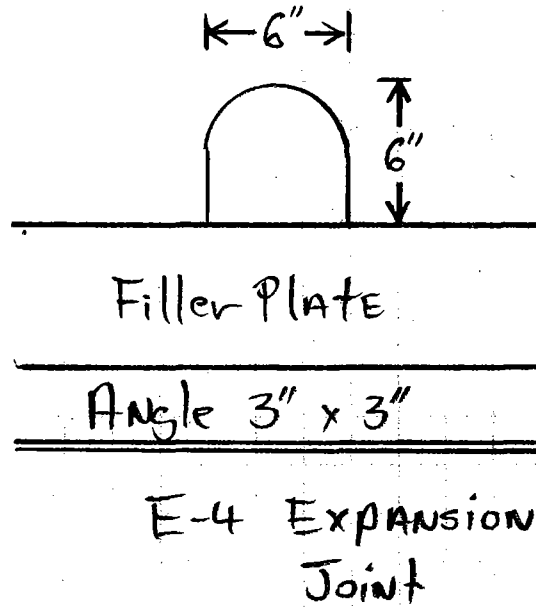
APPROVED BY
DEPT _____ DATE _____

FLAW No.: 478

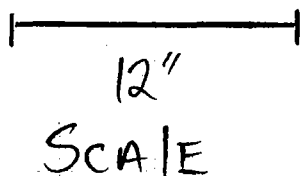
Tank Section: Extension Quadrant: C

Vertical Drop: 1

Row: E-3



3" Radius Tombstone



CLIENT/SUBJECT FISC/AFC EE W.O. NO. _____
TASK DESCRIPTION Red Hill TANK6 Repairs TASK NO. 176
PREPARED BY DAN D. DEPT _____ DATE 5-15-06
MATH CHECK BY _____ DEPT _____ DATE _____
METHOD REV. BY _____ DEPT _____ DATE _____

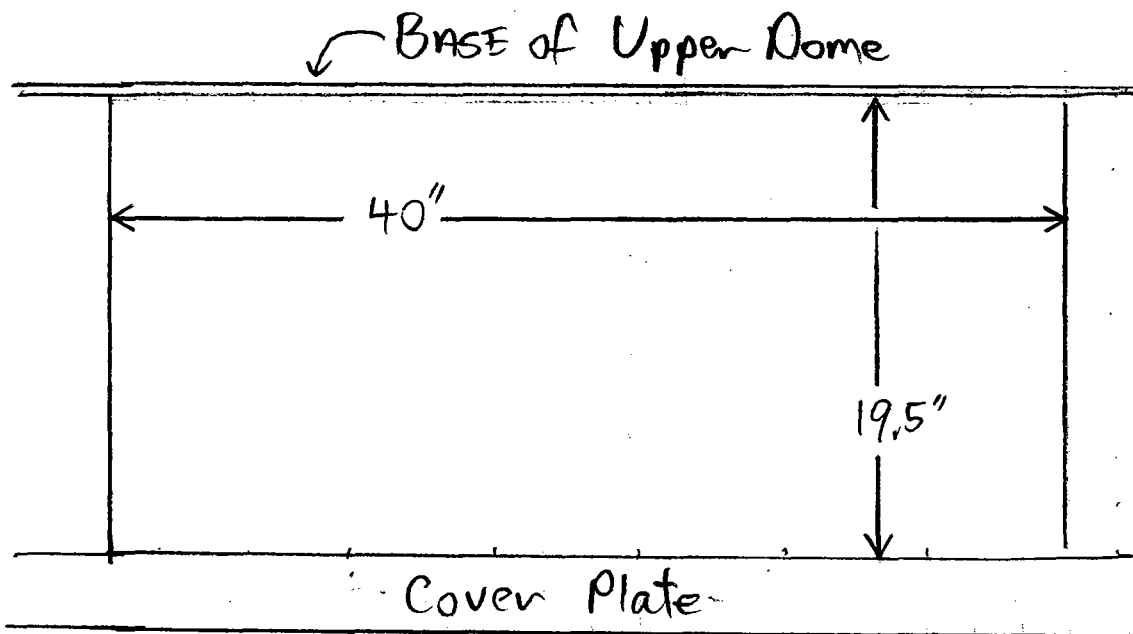
APPROVED BY
DEPT _____ DATE _____

FLAW No. : 481

TANK Section: Extension Quadrant: C

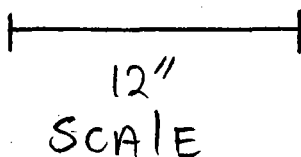
Vertical Drop: 2

Row : E-1



No radius on corners

Trim Patch Plate not existing welds



CLIENT/SUBJECT FISC/AFCEE W.O. NO. _____
TASK DESCRIPTION Red Hill TANK Repairs TASK NO. 176
PREPARED BY DAN D. DEPT _____ DATE 5/15/06
MATH CHECK BY _____ DEPT _____ DATE _____
METHOD REV. BY _____ DEPT _____ DATE _____

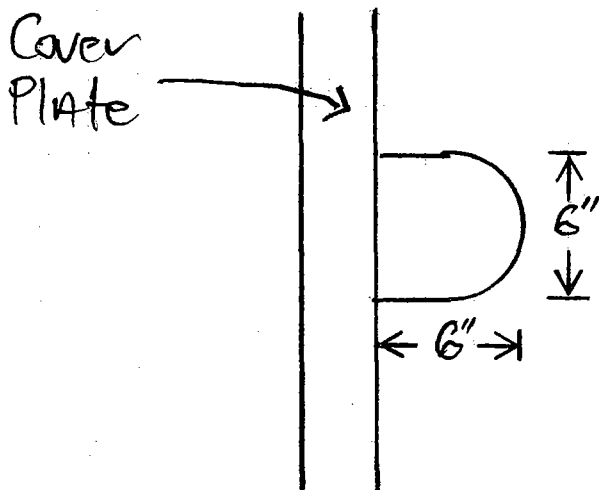
APPROVED BY
DEPT _____ DATE _____

Flaw No: 482

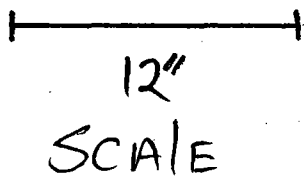
TANK Section: Upper Dome Quadrant: C

Plate: A-67

Course: A



3" Radius Tombstone



CLIENT/SUBJECT FTSC/AFCEE W.O. NO. _____
TASK DESCRIPTION Red Hill TANK 6 Repairs TASK NO. 176
PREPARED BY DAN D. DEPT _____ DATE 5-15-06
MATH CHECK BY _____ DEPT _____ DATE _____
METHOD REV. BY _____ DEPT _____ DATE _____

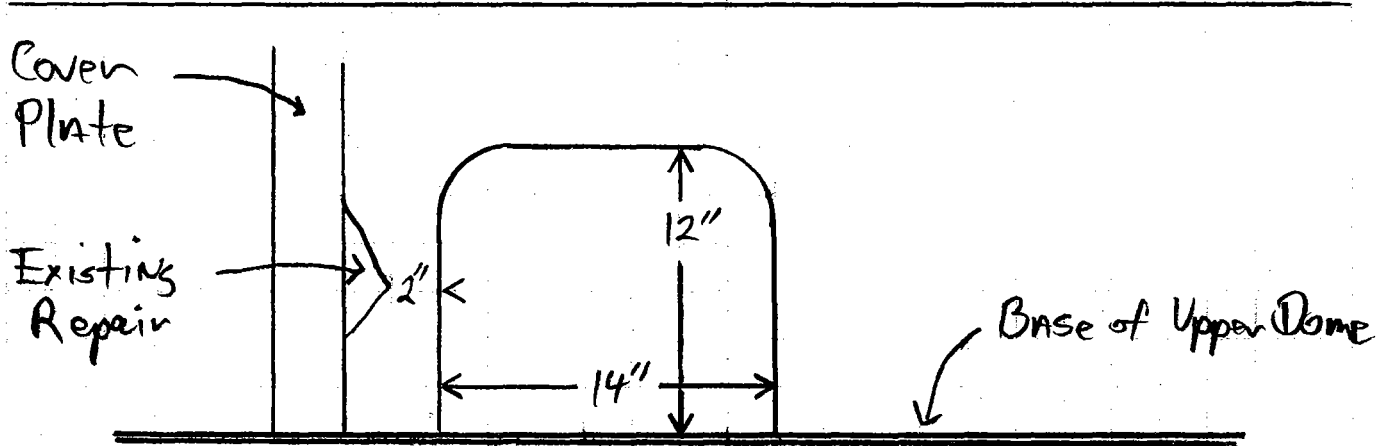
APPROVED BY
DEPT _____ DATE _____

FLAW No. : 487

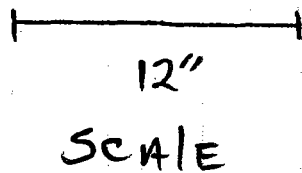
TANK Section: Upper Dome QUADRANT: C

PLATE: A-61

COURSE: A



3" radius Tombstone



CLIENT/SUBJECT FISC/APCEE W.O. NO. _____
TASK DESCRIPTION Reel Hill TANK 6 Repairs TASK NO. 176
PREPARED BY DAN D. DEPT _____ DATE 5-15-06
MATH CHECK BY _____ DEPT _____ DATE _____
METHOD REV. BY _____ DEPT _____ DATE _____

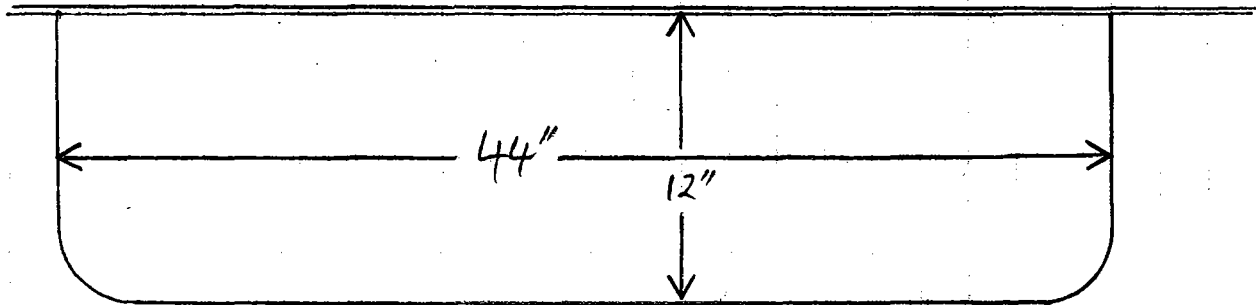
APPROVED BY
DEPT _____ DATE _____

Flaw No. : 494

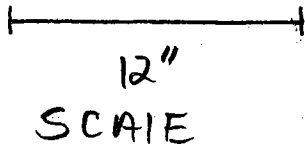
TANK Section: Extension QUADRANT: C

Vertical Drop: B

Row: E-1



3" Radius Tombstone



CLIENT/SUBJECT FISC/AFCEE W.O. NO. _____
TASK DESCRIPTION Red Hill TANK 6 Repairs TASK NO. 176
PREPARED BY DAN D. DEPT _____ DATE 5-15-06
MATH CHECK BY _____ DEPT _____ DATE _____
METHOD REV. BY _____ DEPT _____ DATE _____

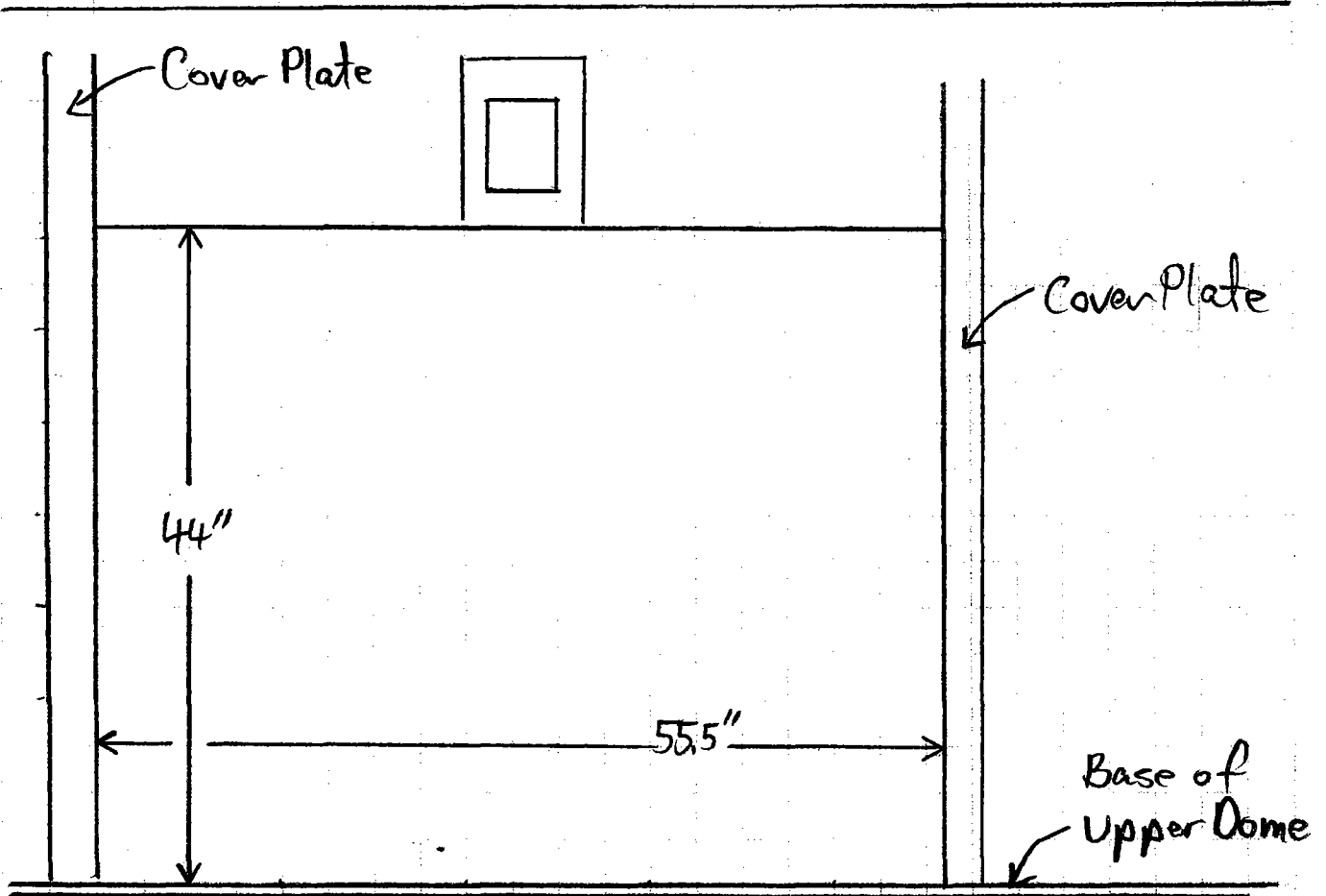
APPROVED BY
DEPT _____ DATE _____

FLAW No.: 496

TANK Section: Upper Dome QUADRANT: C

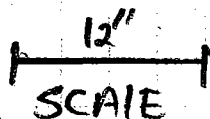
Plate: A-59

Course : A



No Radius ON Corners

Trim patch plate NOT existing weld



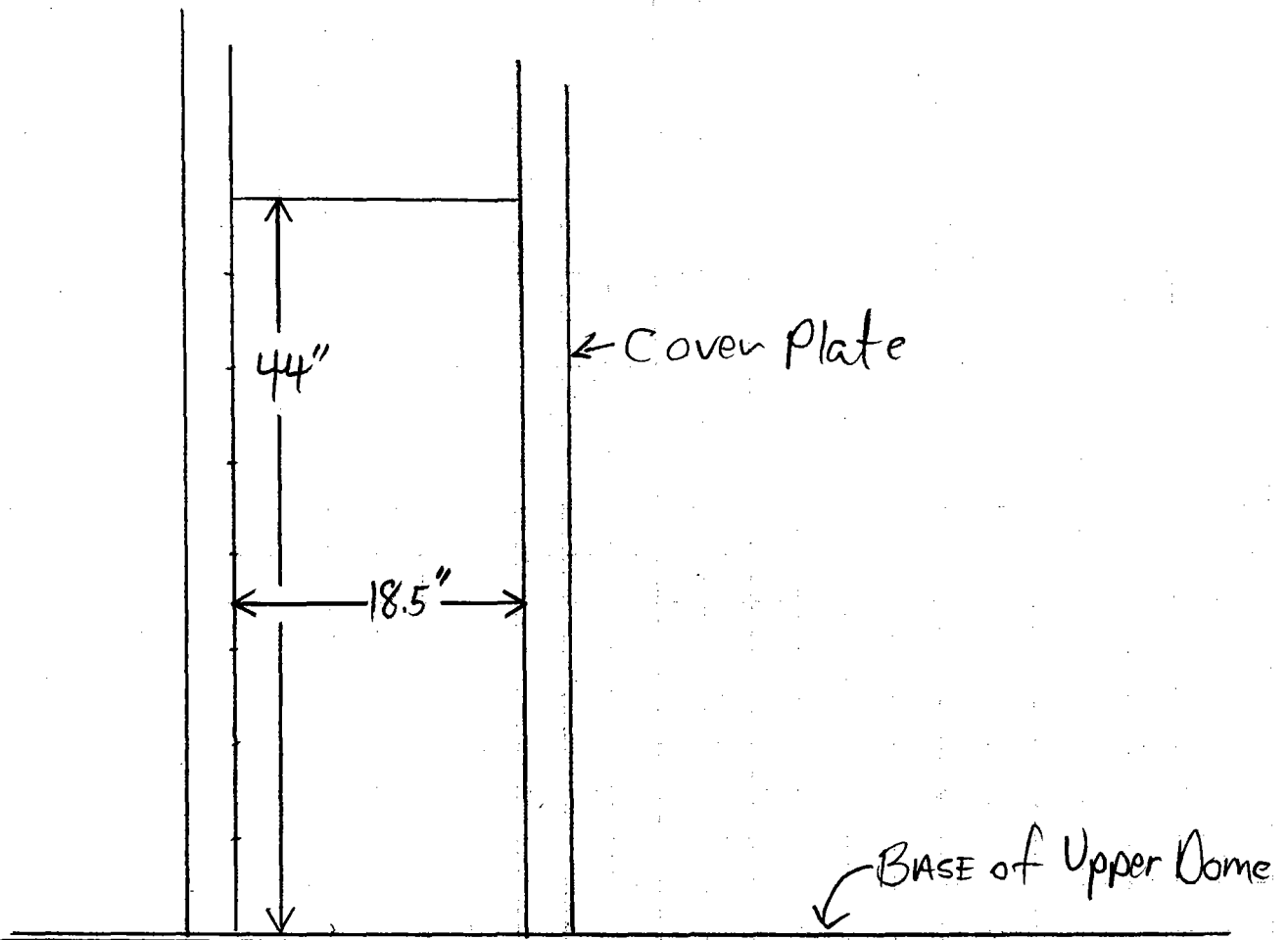
CLIENT/SUBJECT FISC/AFCEE W.O. NO. _____
TASK DESCRIPTION Red Hill TANK 6 Repairs TASK NO. 176
PREPARED BY DAN D. DEPT _____ DATE 5-15-06
MATH CHECK BY _____ DEPT _____ DATE _____
METHOD REV. BY _____ DEPT _____ DATE _____

APPROVED BY _____
DEPT _____ DATE _____

Flaw No.: 497

TANK Section: Upper Dome Quadrant: C

Plate: A-58 Course: A



No Radius on corners
Trim patch plate Not existing welds

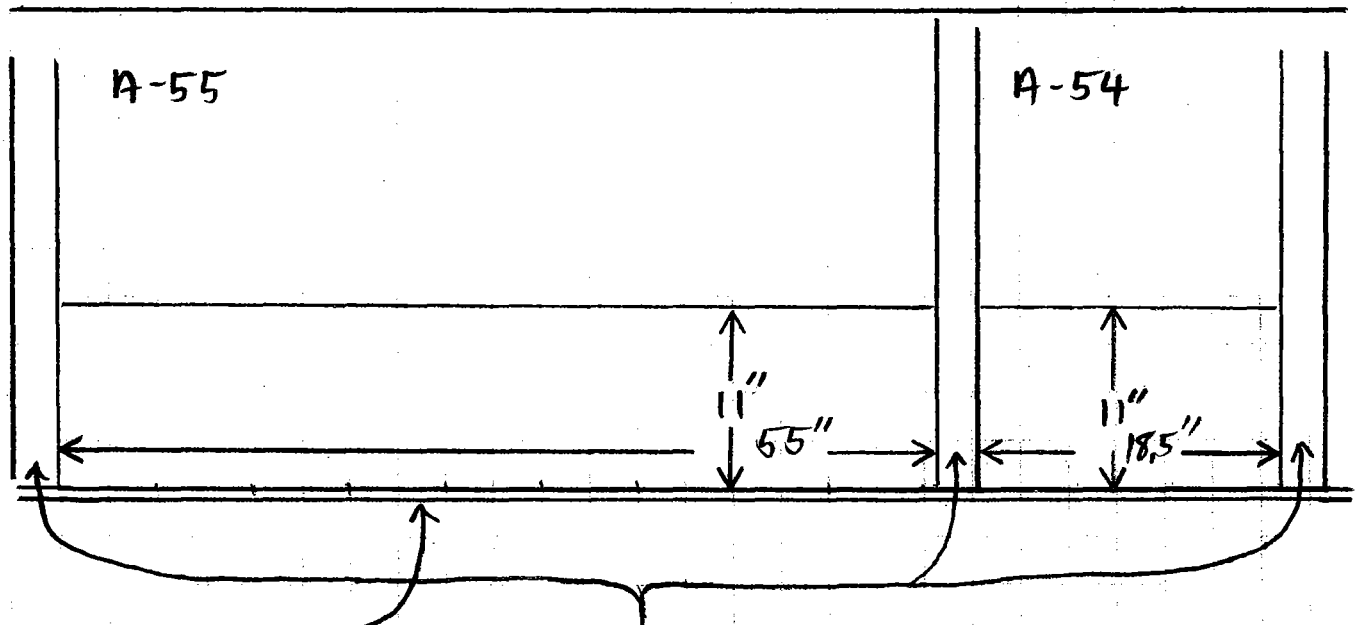
CLIENT/SUBJECT FTSC/AFCEE W.O. NO. _____
TASK DESCRIPTION Red Hill TANK 6 Repairs TASK NO. 176
PREPARED BY DAN D. DEPT _____ DATE 5-15-06
MATH CHECK BY _____ DEPT _____ DATE _____
METHOD REV. BY _____ DEPT _____ DATE _____

APPROVED BY
DEPT _____ DATE _____

Flaw No.: 506+507

TANK Section: Upper Dome Quadrant: C

Plate: A-55 + A-54 Course: A




Base of
Upper Dome

Cover Plates

No radius on corners

Trim patch plates not existing welds



CLIENT/SUBJECT FTSC/AFCFE W.O. NO. _____
TASK DESCRIPTION Red Hill TANK 6 Repairs TASK NO. 176
PREPARED BY DAN D. DEPT _____ DATE 5-15-06
MATH CHECK BY _____ DEPT _____ DATE _____
METHOD REV. BY _____ DEPT _____ DATE _____

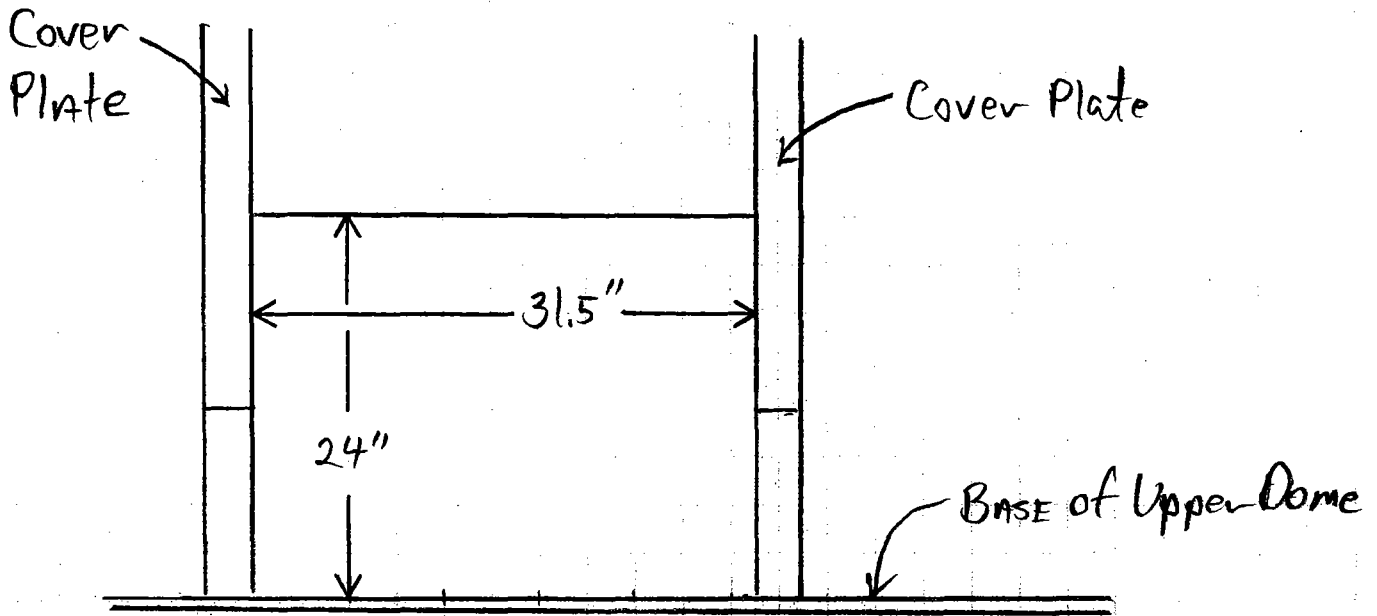
APPROVED BY
DEPT _____ DATE _____

FLAW No.: 508

TANK Section: Upper Dome Quadrant: C

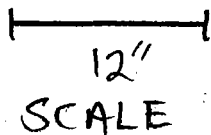
Plate: A-53

Course: A



No radius on corners

Trim patch plates Not existing welds



CLIENT/SUBJECT FISC/AFCEE W.O. NO. _____
 TASK DESCRIPTION Red Hill TANKG Repair TASK NO. 176
 PREPARED BY DAN D. DEPT _____ DATE 5-12-06
 MATH CHECK BY _____ DEPT _____ DATE _____
 METHOD REV. BY _____ DEPT _____ DATE _____

APPROVED BY
DEPT _____ DATE _____

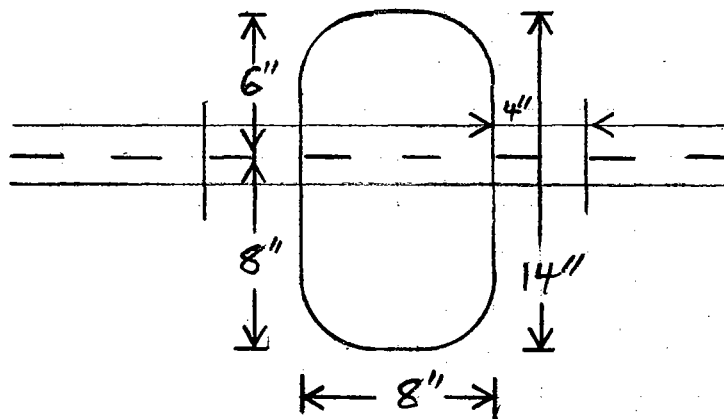
FLAW No.: 513

TANK Section: Extension

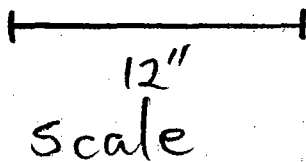
Quadrant: B

Vertical Drop: 7

Row: E-3 / E-2



- Cut/Grind cover plate and backing as needed to install patch plate (grind flush w/ shell/Liner).
- Repair Tank liner, backing, and cover plates.
- 3" Radius on corners



CLIENT/SUBJECT FISC/AFCEE W.O. NO. _____
TASK DESCRIPTION Red Hill TANK 6 Repair TASK NO. 176
PREPARED BY DAN D. DEPT _____ DATE 5-12-06
MATH CHECK BY _____ DEPT _____ DATE _____
METHOD REV. BY _____ DEPT _____ DATE _____

APPROVED BY
DEPT _____ DATE _____

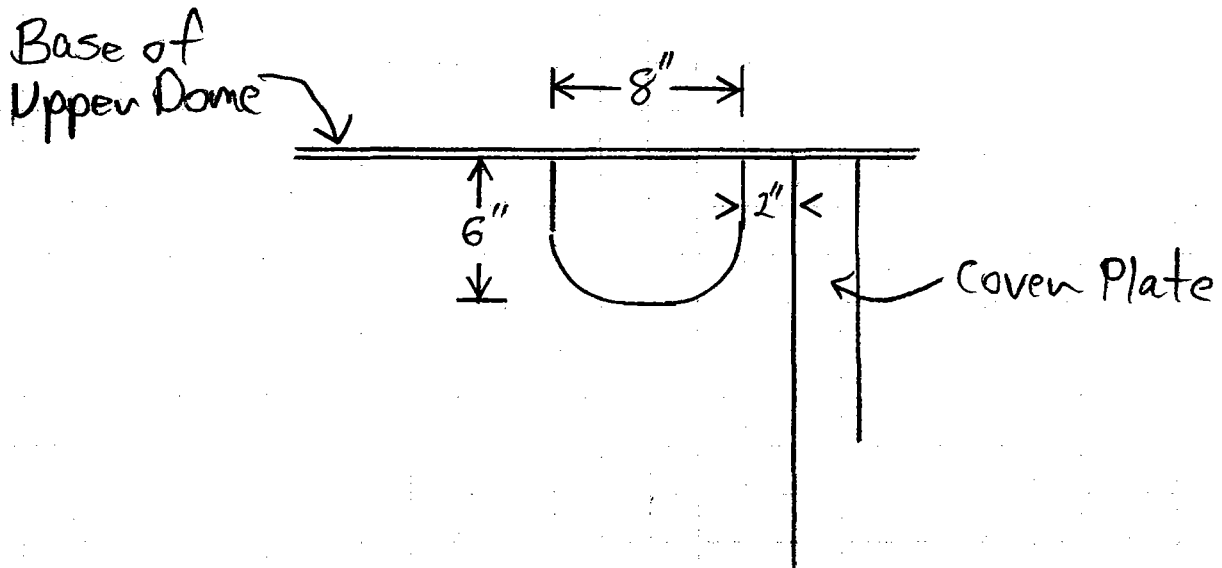
FLAW No.: 517

TANK Section: Extension

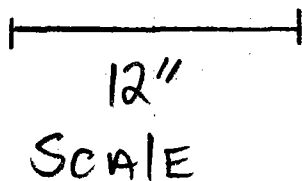
QUADRANT: B

Vertical Drop: 8

Row: E-1



3" Radius on lower corners
No Radius on upper corners



CLIENT/SUBJECT FISC/AFCEE W.O. NO. _____

TASK DESCRIPTION Red Hill TANK Repairs TASK NO. 176

PREPARED BY DAN O DEPT _____ DATE 5-12-06

MATH CHECK BY _____ DEPT _____ DATE _____

METHOD REV. BY _____ DEPT _____ DATE _____

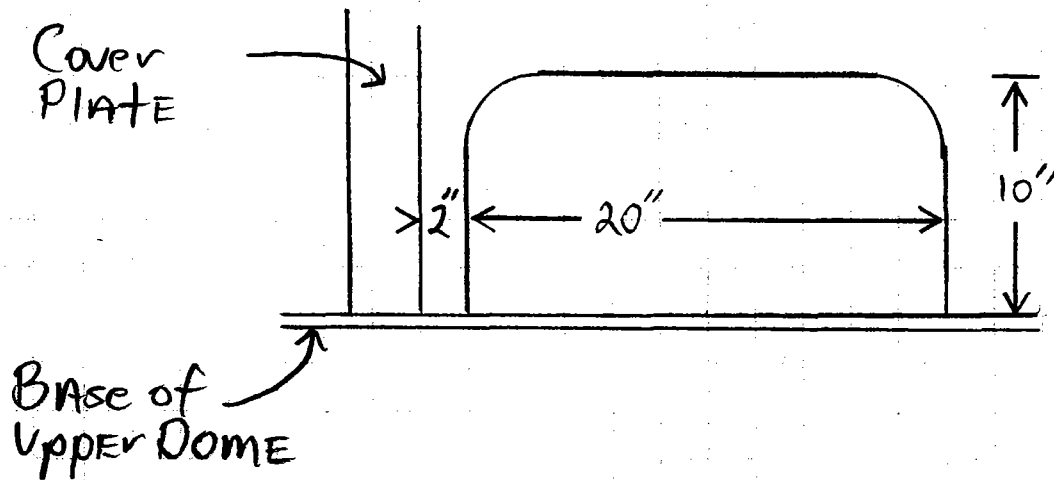
APPROVED BY
DEPT _____ DATE _____

Flaw No.: 518

TANK Section: Upper Dome QUADRANT: B

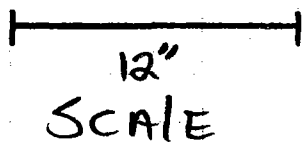
Plate: 21

Course: A



3" Radius on Top corners

No Radius on Bottom corners



CLIENT/SUBJECT FISC/AFCEE W.O. NO. _____
TASK DESCRIPTION Red Hill TANK 6 Repairs TASK NO. 176
PREPARED BY DAN D. DEPT _____ DATE 5-12-06
MATH CHECK BY _____ DEPT _____ DATE _____
METHOD REV. BY _____ DEPT _____ DATE _____

APPROVED BY	
DEPT _____	DATE _____

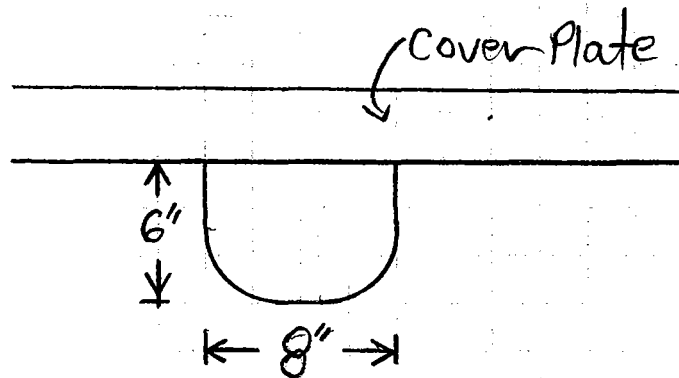
Flaw No.: 533

TANK Section: Extension

Quadrant: A


Vertical Drop: 14

Row: E-2



3" Radius on lower corners

No Radius on upper corners



CLIENT/SUBJECT FISC/AFCEE W.O. NO. _____
TASK DESCRIPTION Red Hill TANK 6 Repairs TASK NO. 176
PREPARED BY DAN D. DEPT _____ DATE 5-15-06
MATH CHECK BY _____ DEPT _____ DATE _____
METHOD REV. BY _____ DEPT _____ DATE _____

APPROVED BY
DEPT _____ DATE _____

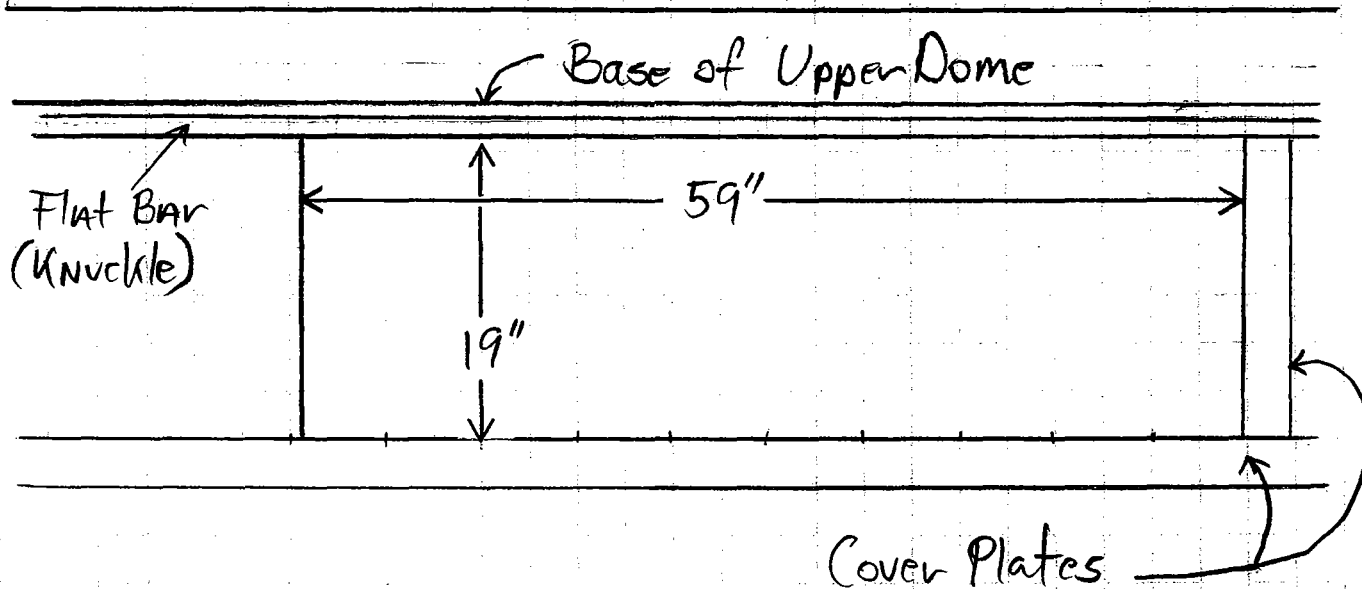
Flaw No.: 542

TANK Section: Extension

QUADRANT: C

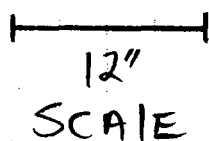
Vertical Drop: 10

Row: E-1



No radius on corners

Trim patch plate not existing welds



CLIENT/SUBJECT FISC/AFCEE W.O. NO. _____

TASK DESCRIPTION Red Hill TANK Repairs TASK NO. 176

PREPARED BY DAN D. DEPT _____ DATE 5-15-06

MATH CHECK BY _____ DEPT _____ DATE _____

METHOD REV. BY _____ DEPT _____ DATE _____

APPROVED BY

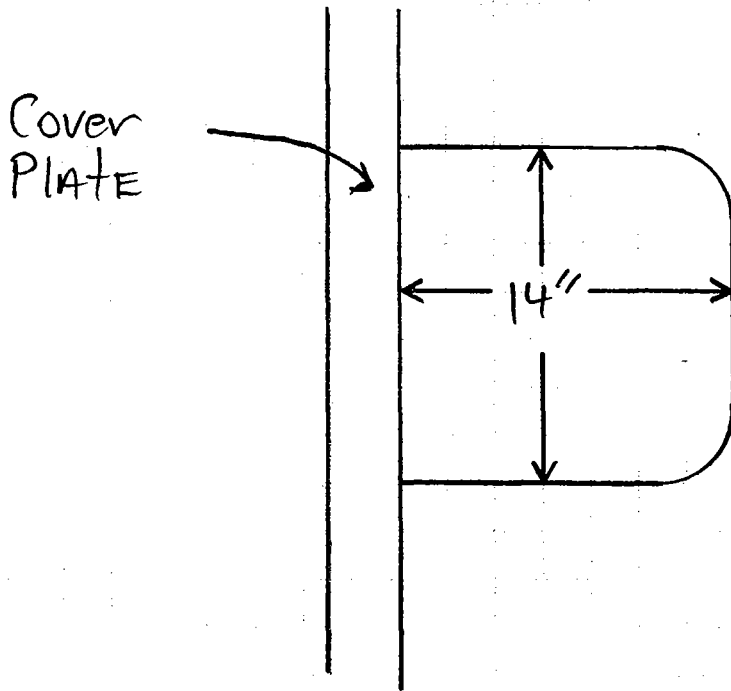
DEPT _____ DATE _____

Flaw No.: 544

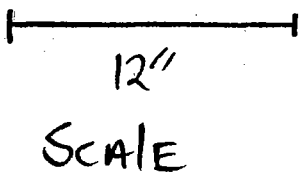
TANK Section: Upper Dome Quadrant: C

Plate: A-49

Course: A



3" Radius Tombstone



CLIENT/SUBJECT FISC/AFCEE W.O. NO. _____
TASK DESCRIPTION Red Hill TANK 6 Repairs TASK NO. 176
PREPARED BY DAN U. DEPT _____ DATE 5-15-06
MATH CHECK BY _____ DEPT _____ DATE _____
METHOD REV. BY _____ DEPT _____ DATE _____

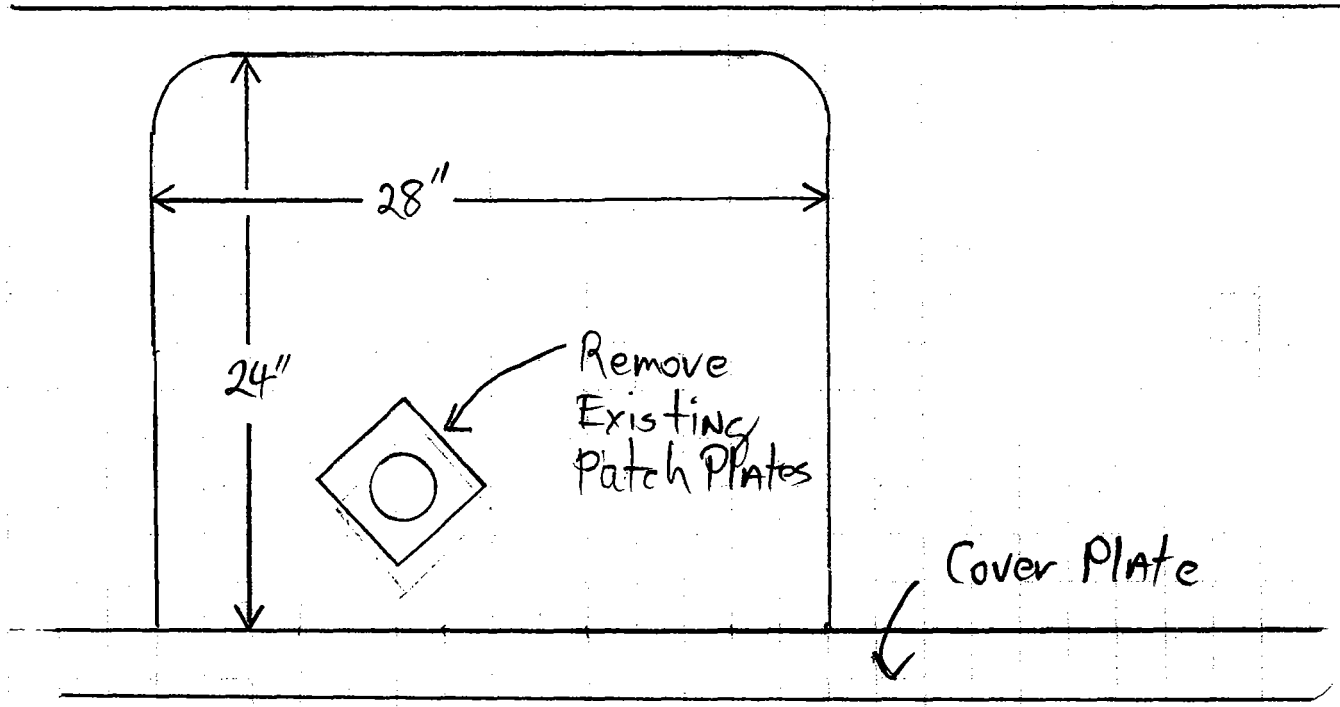
APPROVED BY
DEPT _____ DATE _____

Flaw No.: 552

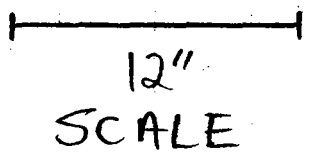
TANK Section: Extension Quadrant: 0

Vertical Drop: 12

Row: E-2



3" Radius Tombstone



CLIENT/SUBJECT FISC/AFCEE W.O. NO. _____
TASK DESCRIPTION Red Hill TANK B Repairs TASK NO. 176
PREPARED BY DAN D. DEPT _____ DATE 5-15-06
MATH CHECK BY _____ DEPT _____ DATE _____
METHOD REV. BY _____ DEPT _____ DATE _____

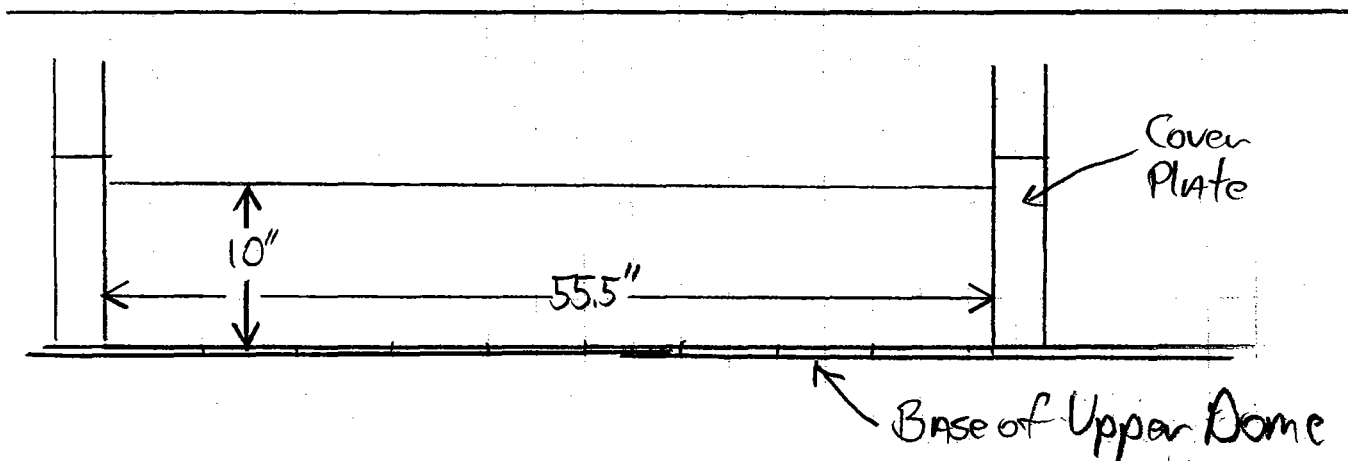
APPROVED BY
DEPT _____ DATE _____

Flaw No.: 571

Tank Section: Upper Dome Quadrant: D

Plate: A-32

Course: A



No radius ON CORNERS

12"
SCALE

CLIENT/SUBJECT ETSC/AFCEE W.O. NO. _____
TASK DESCRIPTION Red Hill TANK Repairs TASK NO. 176
PREPARED BY DAN D. DEPT _____ DATE 5-12-06
MATH CHECK BY _____ DEPT _____ DATE _____
METHOD REV. BY _____ DEPT _____ DATE _____

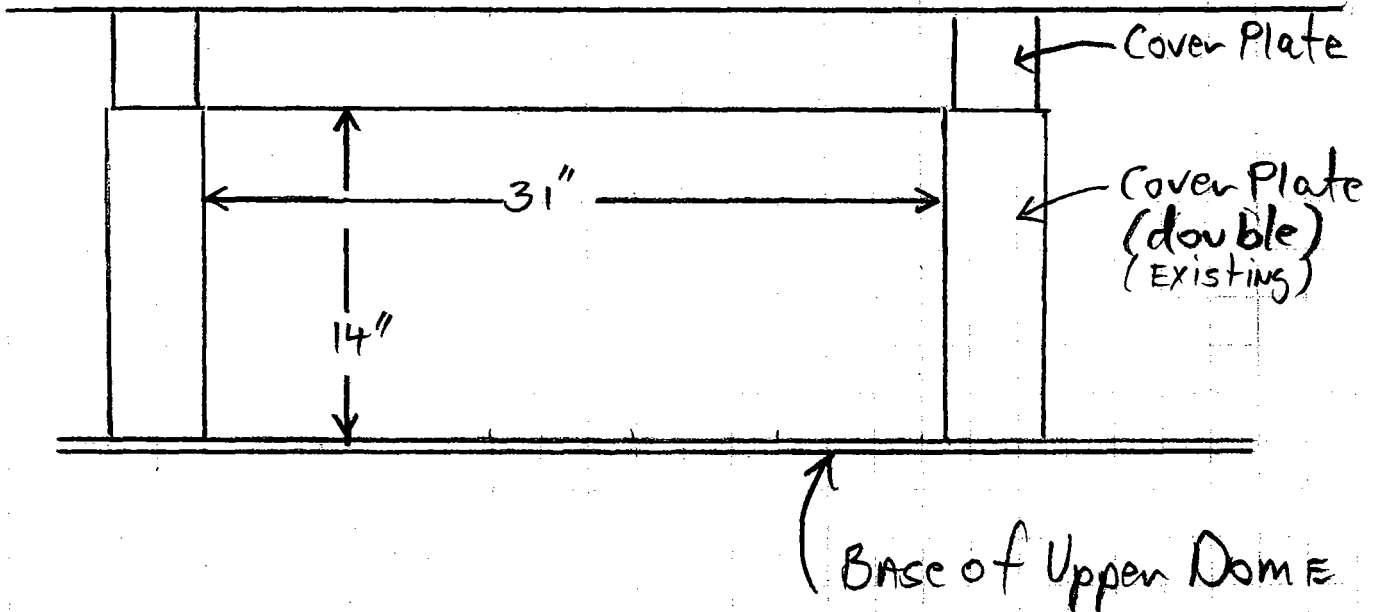
APPROVED BY
DEPT _____ DATE _____

Flaw No.: 577

TANK Section: Upper Dome QUADRANT: A


Plate: 44

Course: A



No Radius on corners

Trim patch plate Not existing welds



CLIENT/SUBJECT FISC/AFCEE

W.O. NO. _____

TASK DESCRIPTION Red Hill TANK 6 Repairs

TASK NO. 176

PREPARED BY DAN D. DEPT _____ DATE 5-12-06

APPROVED BY
DEPT _____ DATE _____

MATH CHECK BY _____ DEPT _____ DATE _____

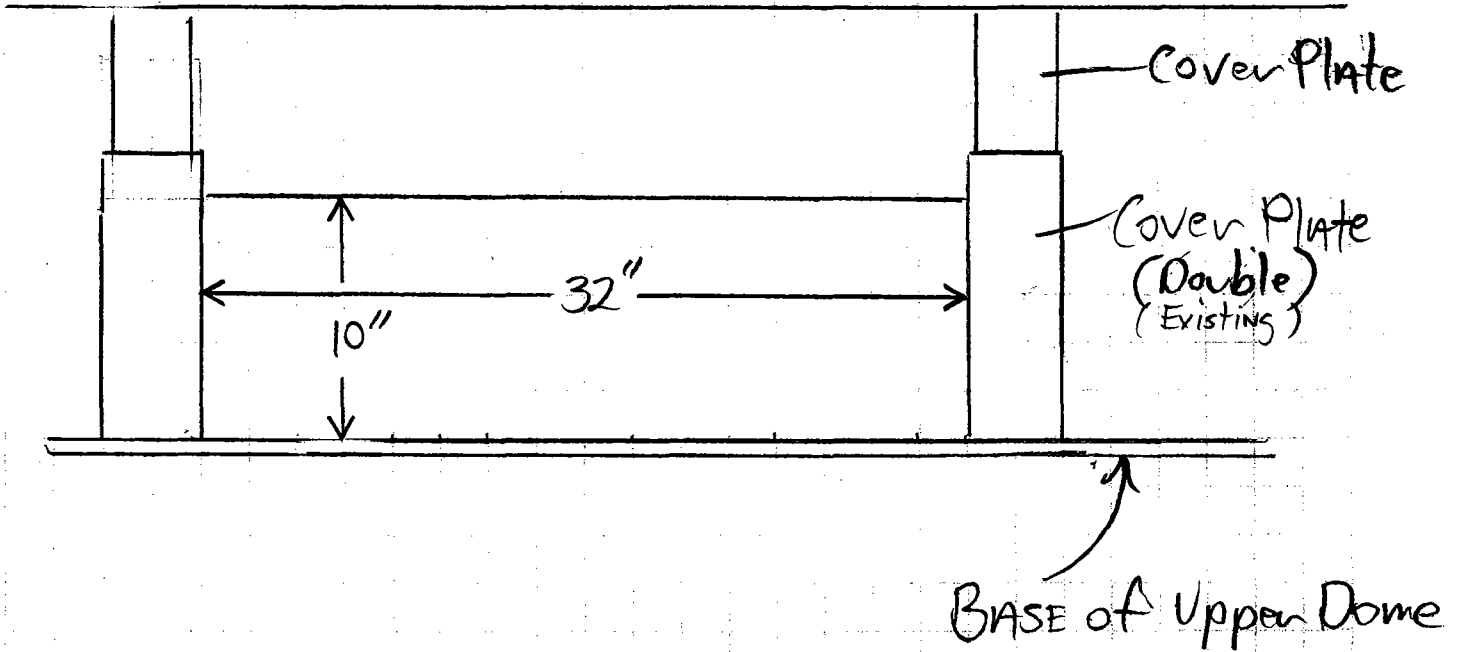
METHOD REV. BY _____ DEPT _____ DATE _____

FLAW No. : 578, 579, 580

TANK Section: Upper Dome QUADRANT: A

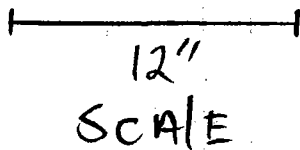
PLATE: 45

COURSE: A



No Radius on corners

Trim patch plate not existing welds



CLIENT/SUBJECT FISC/AFCEE

W.O. NO. _____

TASK DESCRIPTION Red Hill TANK 6 Repairs

TASK NO. 176

PREPARED BY _____ DEPT _____ DATE _____

MATH CHECK BY _____ DEPT _____ DATE _____

METHOD REV. BY _____ DEPT _____ DATE _____

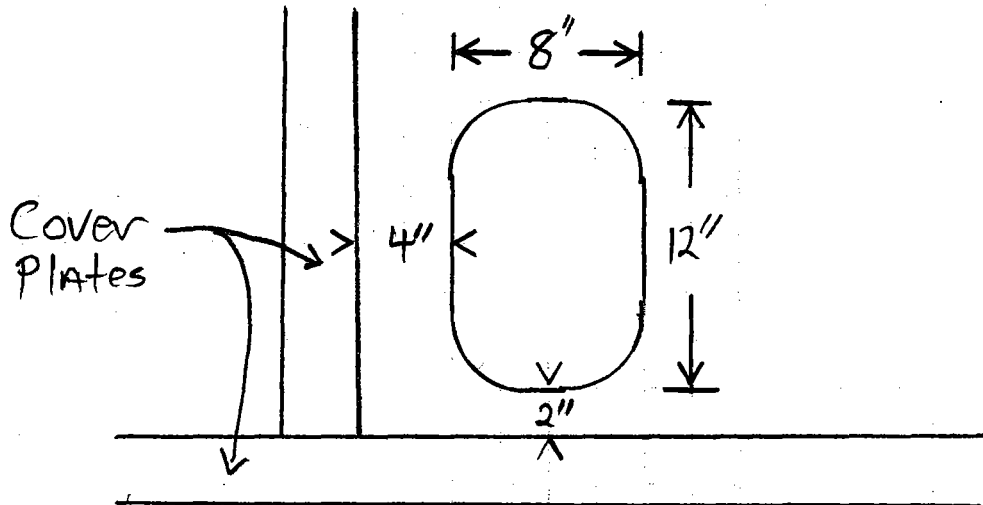
APPROVED BY
DEPT _____ DATE _____

Flaw Nos.: 585/587

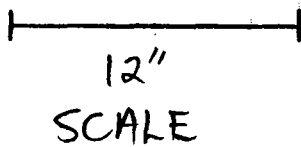
TANK Section: Extension Quadrant: D

Vertical Drop: 18

Row: E-1



3" Radius on corners



CLIENT/SUBJECT FISC/AFCEE W.O. NO. _____
TASK DESCRIPTION Red Hill TANK6 Repairs TASK NO. 176
PREPARED BY DAN D. DEPT _____ DATE 5-15-06
MATH CHECK BY _____ DEPT _____ DATE _____
METHOD REV. BY _____ DEPT _____ DATE _____

APPROVED BY
DEPT _____ DATE _____

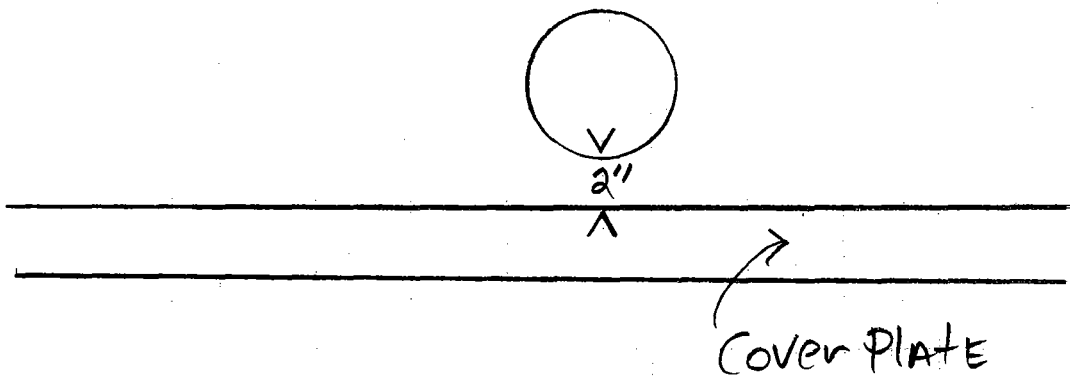
FLAW No. : 586

TANK Section: Extension

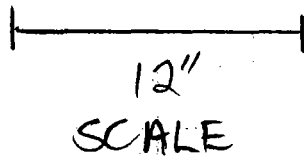
QUADRANT: D

Vertical Drop: 18

Row : E-1



6" Round Patch Plate



CLIENT/SUBJECT FISC/AFCEE W.O. NO. _____
TASK DESCRIPTION Red Hill TANK 6 Repairs TASK NO. 176
PREPARED BY DAN D. DEPT _____ DATE 5-16-06
MATH CHECK BY _____ DEPT _____ DATE _____
METHOD REV. BY _____ DEPT _____ DATE _____

APPROVED BY	

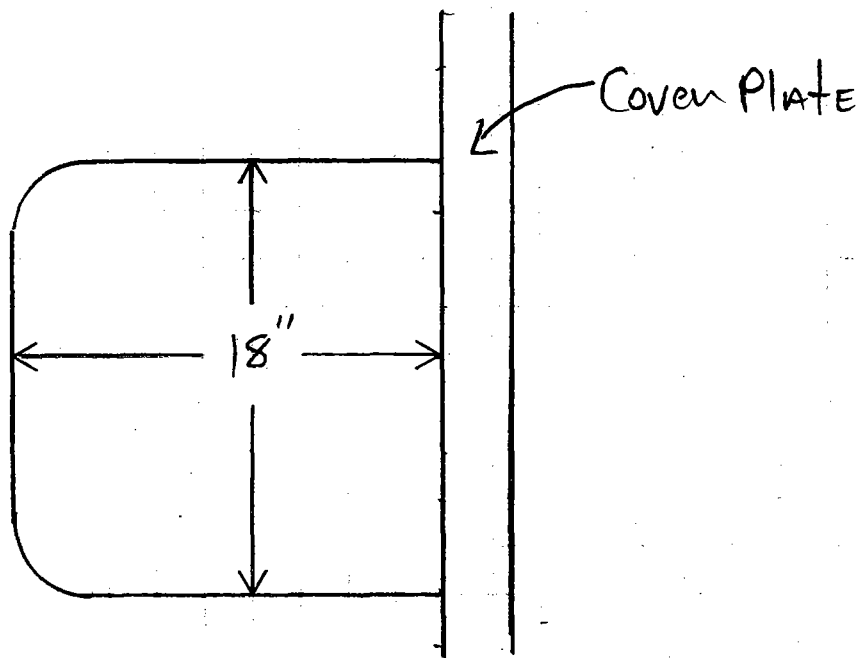
DEPT _____	DATE _____

Flaw No.: 594

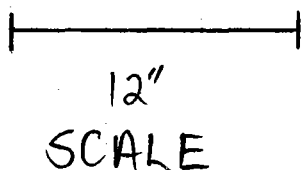
TANK Section: Upper Dome Quadrant: C

Plate: B-63

Course : B



3" Radius Tombstone



CLIENT/SUBJECT FISC/AFCEE W.O. NO. _____
TASK DESCRIPTION Red Hill TANK B Repairs TASK NO. 176
PREPARED BY DAN D. DEPT _____ DATE 5-15-06
MATH CHECK BY _____ DEPT _____ DATE _____
METHOD REV. BY _____ DEPT _____ DATE _____

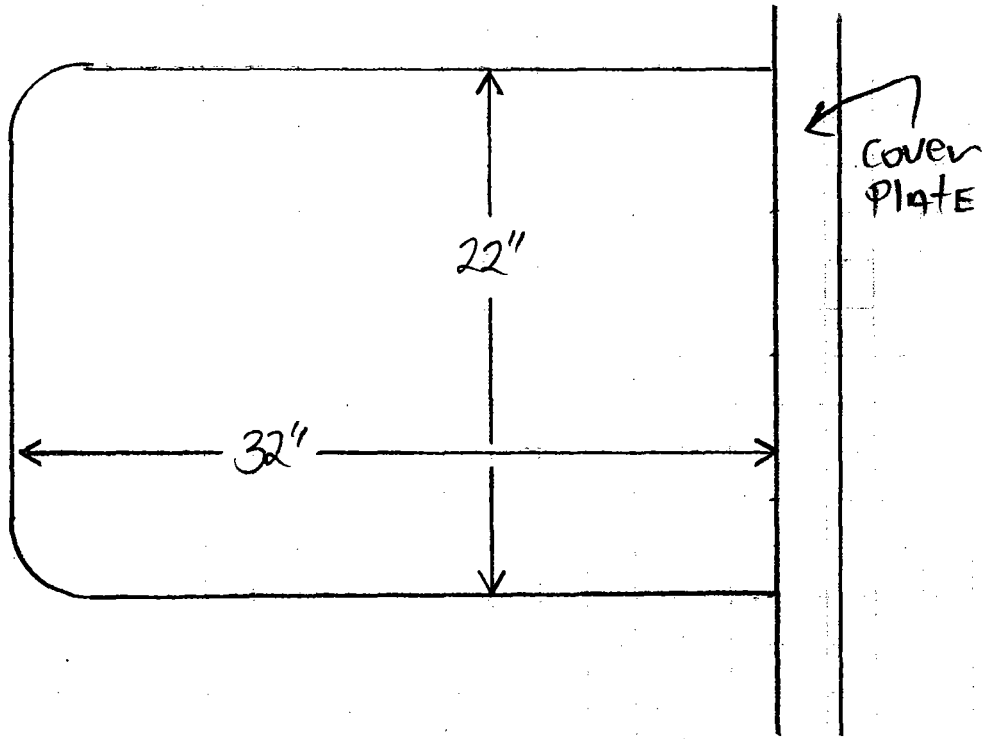
APPROVED BY
DEPT _____ DATE _____

Flaw No.: 596

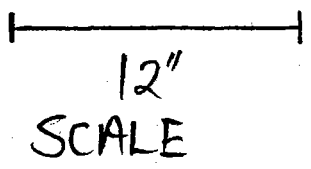
TANK Section: Upper Dome Quadrant: C

PLATE: B-63

Course: B



3" radius on corners



CLIENT/SUBJECT FISC/AFCEE W.O. NO. _____
TASK DESCRIPTION Red Hill TANK 6 Repairs TASK NO. 176
PREPARED BY DAN D. DEPT _____ DATE 5-16-06
MATH CHECK BY _____ DEPT _____ DATE _____
METHOD REV. BY _____ DEPT _____ DATE _____

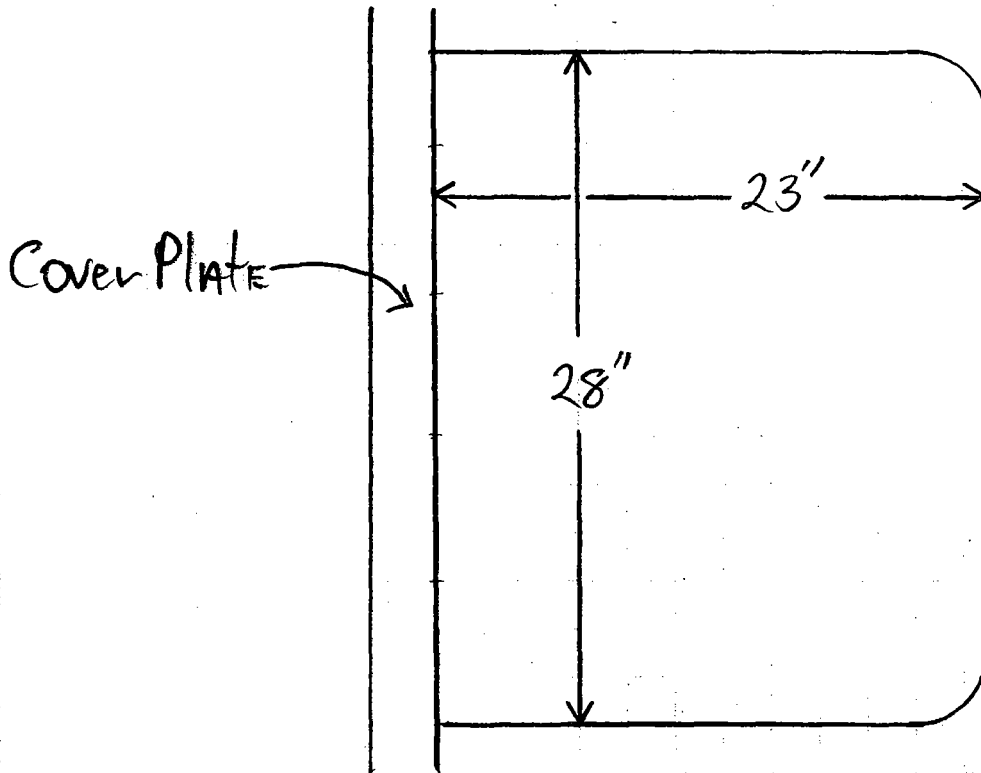
APPROVED BY
DEPT _____ DATE _____

Flaw No.: 598

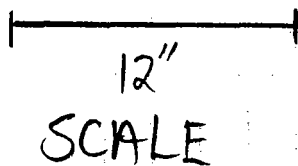
TANK Section: Upper Dome Quadrant: C

PLATE: B-62

Course : B



3" Radius Tombstone



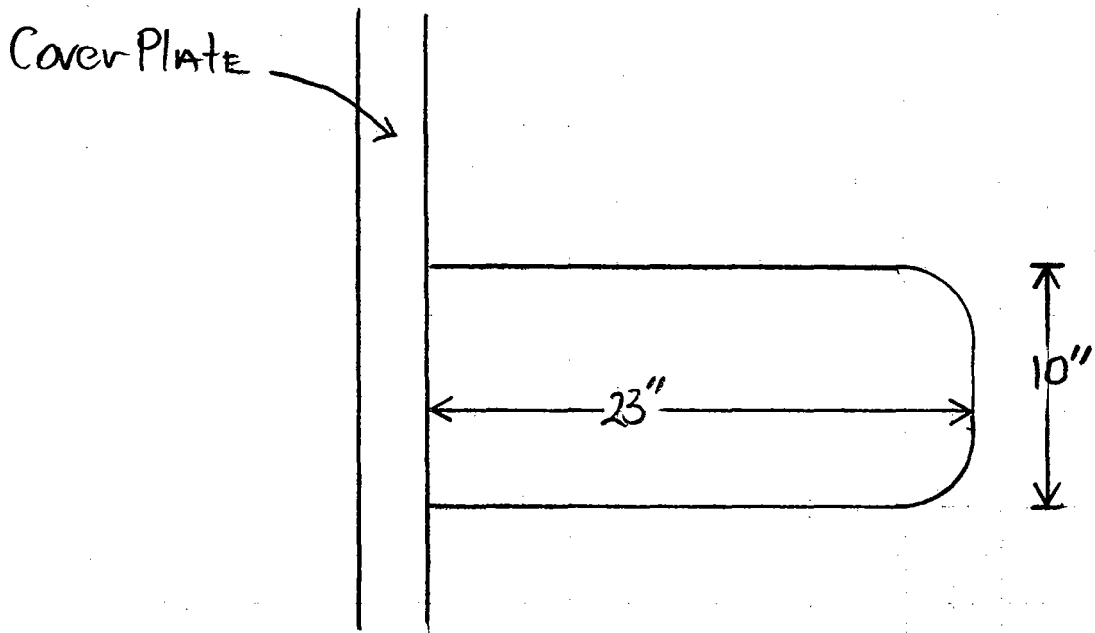
CLIENT/SUBJECT FI SC / AFCEE W.O. NO. _____
TASK DESCRIPTION Red Hill TANK 6 Repairs TASK NO. 176
PREPARED BY DAN D. DEPT _____ DATE 5-16-06
MATH CHECK BY _____ DEPT _____ DATE _____
METHOD REV. BY _____ DEPT _____ DATE _____

APPROVED BY	
DEPT _____	DATE _____

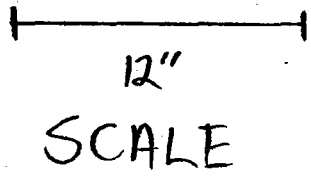
Flaw No. : 599

TANK Section: Upper Dome Quadrant: C

Plate: B-62 Course : B



3" radius Tombstone



CLIENT/SUBJECT FISC/AFCEE W.O. NO. _____
TASK DESCRIPTION Red Hill TANK 6 Repairs TASK NO. 176
PREPARED BY DAN D DEPT _____ DATE 5-15-06
MATH CHECK BY _____ DEPT _____ DATE _____
METHOD REV. BY _____ DEPT _____ DATE _____

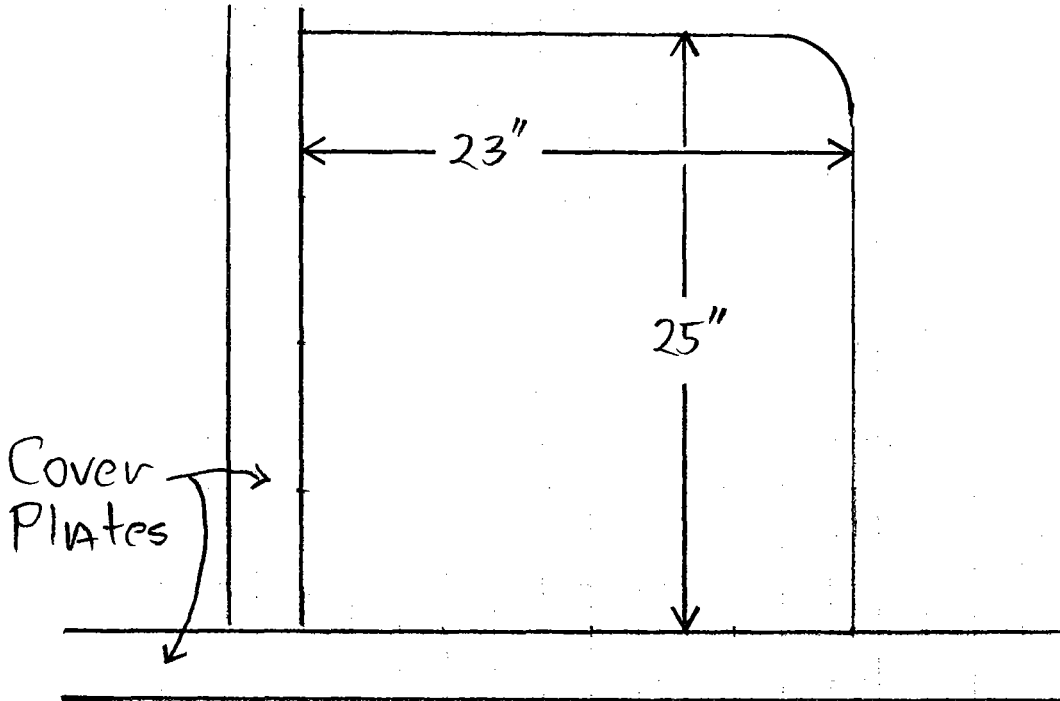
APPROVED BY
DEPT _____ DATE _____

Flaw No: 600


TANK Section: Upper Dome Quadrant: C

PLATE: B-62

Course : B



3" Radius on upper right corner
No radius on remaining corners



CLIENT/SUBJECT FISC/AFCEE W.O. NO. _____

TASK DESCRIPTION Red Hill TANK 6 Repairs TASK NO. 176

PREPARED BY DAN D. DEPT _____ DATE 5/15/06

MATH CHECK BY _____ DEPT _____ DATE _____

METHOD REV. BY _____ DEPT _____ DATE _____

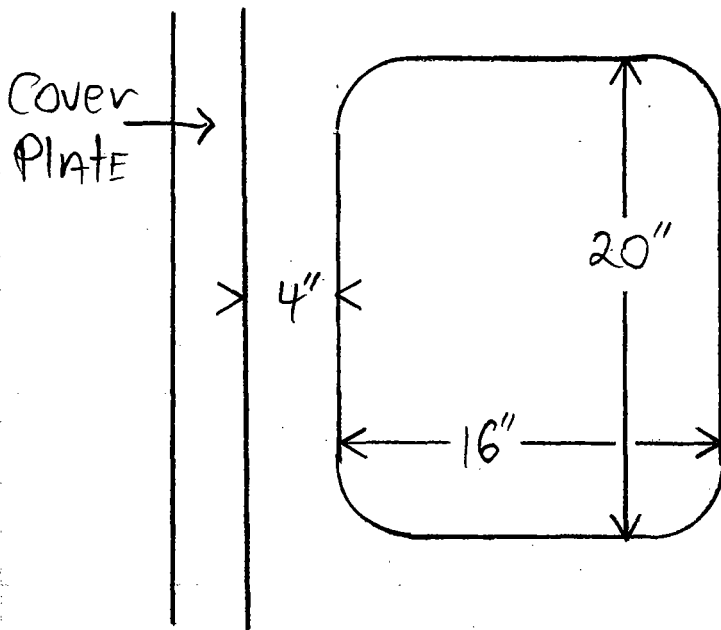
APPROVED BY
DEPT _____ DATE _____

FLAW No.: 602

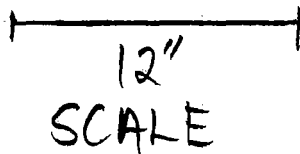
TANK Section: Upper Dome Quadrant: C

PLATE: A-62

Course : A



3" Radius ON CORNERS



CLIENT/SUBJECT FISC/AFCEE W.O. NO. _____
TASK DESCRIPTION Red Hill TANK 6 Repairs TASK NO. 176
PREPARED BY DAN D. DEPT _____ DATE 5-15-06
MATH CHECK BY _____ DEPT _____ DATE _____
METHOD REV. BY _____ DEPT _____ DATE _____

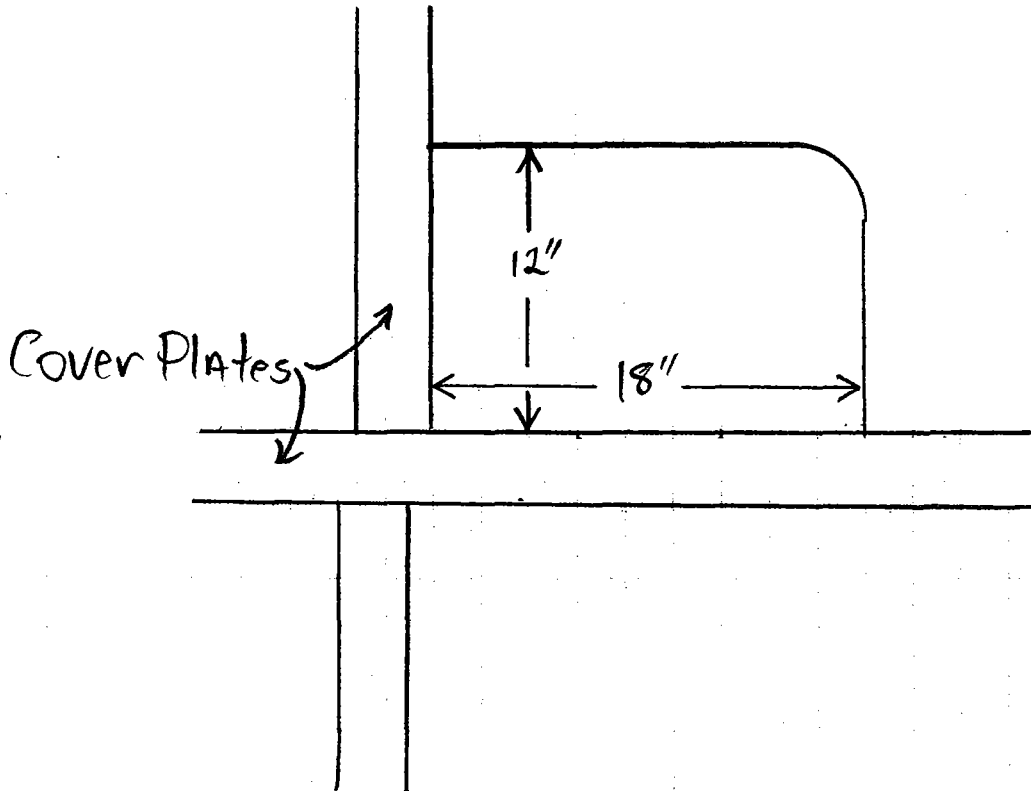
APPROVED BY
DEPT _____ DATE _____

Flaw No.: 606

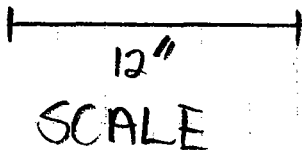
TANK Section: Upper Dome QUADRANT: D

PLATE: B-52

Course: B



3" Radius on upper right corner
No Radius on remaining corners



CLIENT/SUBJECT FISC/AFCEE W.O. NO. _____
TASK DESCRIPTION Red Hill TANK 6 Repairs TASK NO. 176
PREPARED BY DAN D. DEPT _____ DATE 5-15-06
MATH CHECK BY _____ DEPT _____ DATE _____
METHOD REV. BY _____ DEPT _____ DATE _____

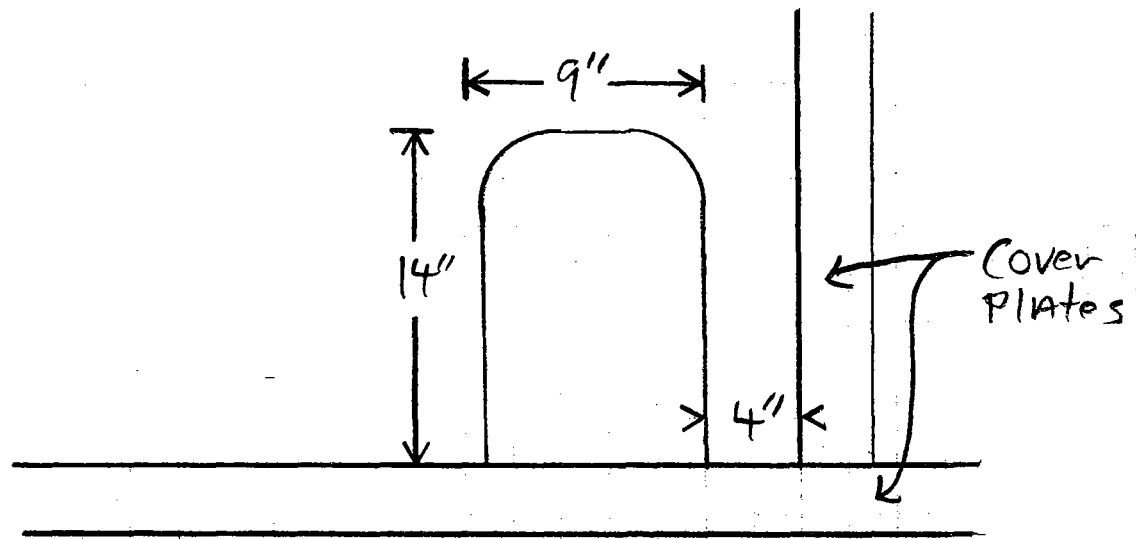
APPROVED BY	
DEPT _____	DATE _____

Flaw No.: 610

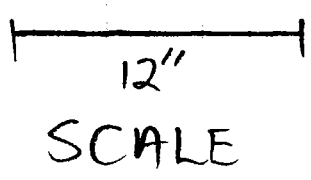
TANK Section: Upper Dome Quadrant: D

Plate: B-41

Course : B



3" Radius Tombstone



CLIENT/SUBJECT FISC/AFCEE W.O. NO. _____

TASK DESCRIPTION Red Hill TANK 6 Repairs TASK NO. 176

PREPARED BY DAN D. DEPT _____ DATE 5-12-06

MATH CHECK BY _____ DEPT _____ DATE _____

METHOD REV. BY _____ DEPT _____ DATE _____

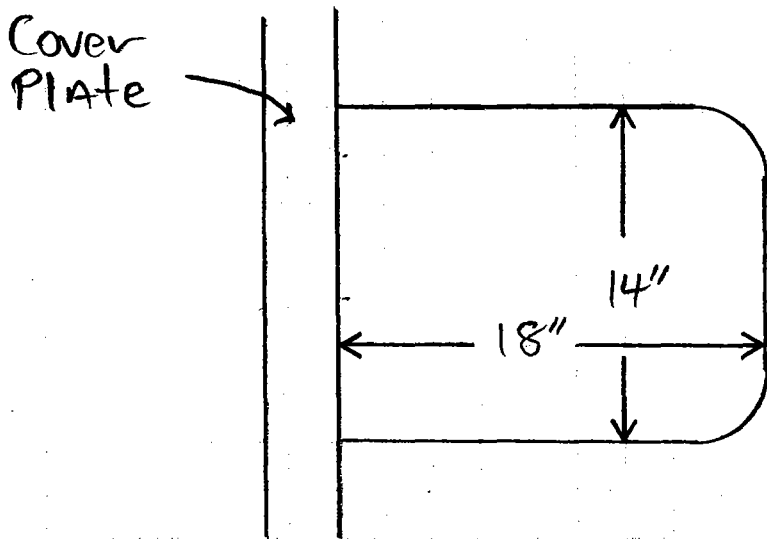
APPROVED BY
DEPT _____ DATE _____

FLAW No. : 619

TANK Section : Upper Dome Quadrant : A

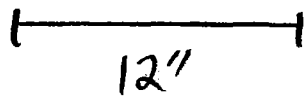
PLATE : 31

Course : B



3" radius on right corners

No radius on left corners



SCALE

CLIENT/SUBJECT FISC/AFCEE W.O. NO. _____
TASK DESCRIPTION Red Hill TANK 6 Repairs TASK NO. 176
PREPARED BY DAN D. DEPT _____ DATE 5-2-06
MATH CHECK BY _____ DEPT _____ DATE _____
METHOD REV. BY _____ DEPT _____ DATE _____

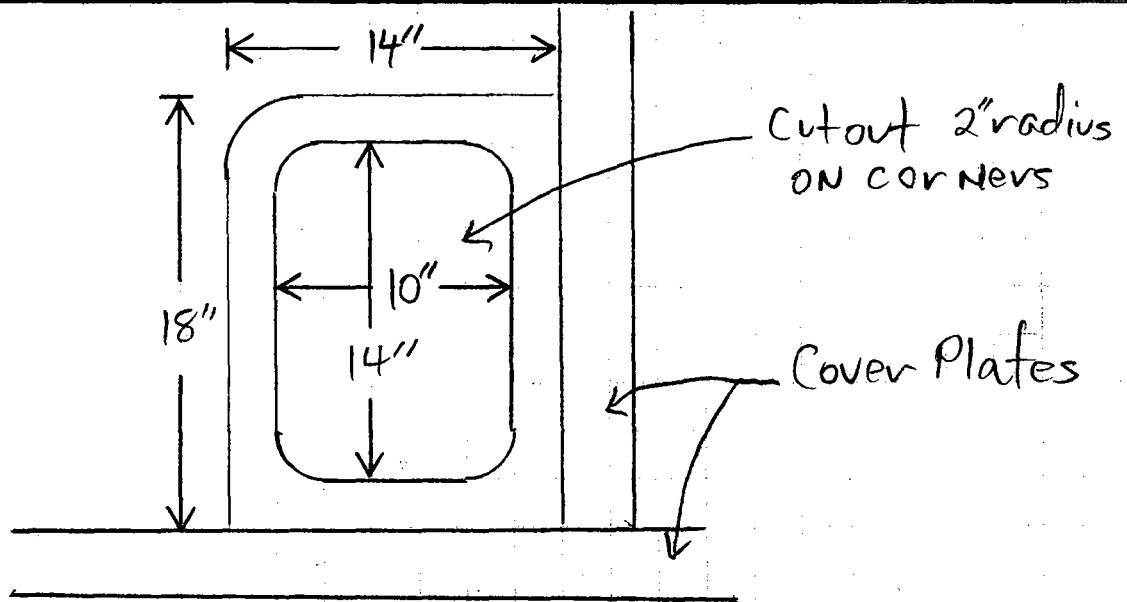
APPROVED BY _____
DEPT _____ DATE _____

Flaw No.: 620

TANK Section: Upper Dome QUADRANT: A

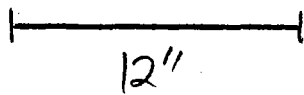
Plate: 31

Course: B



3" radius ON left upper corner

No radius ON remaining corner



SCALE

CLIENT/SUBJECT FISC/AFCEE W.O. NO. _____
TASK DESCRIPTION Red Hill TANK 6 Repairs TASK NO. 176
PREPARED BY DAN D. DEPT _____ DATE 5-12-06
MATH CHECK BY _____ DEPT _____ DATE _____
METHOD REV. BY _____ DEPT _____ DATE _____

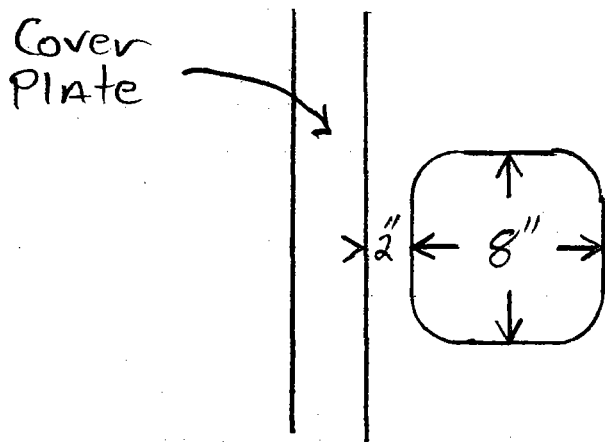
APPROVED BY
DEPT _____ DATE _____

Flaw No.: 626

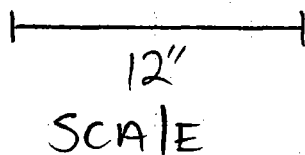
TANK Section: Upper Dome Quadrant: B

Plate: 10

Course : C



2" radius on corners



CLIENT/SUBJECT FISC/AFCEE W.O. NO. _____
TASK DESCRIPTION Red Hill TANK6 Repairs TASK NO. 176
PREPARED BY DAN D. DEPT _____ DATE 5-2-06
MATH CHECK BY _____ DEPT _____ DATE _____
METHOD REV. BY _____ DEPT _____ DATE _____

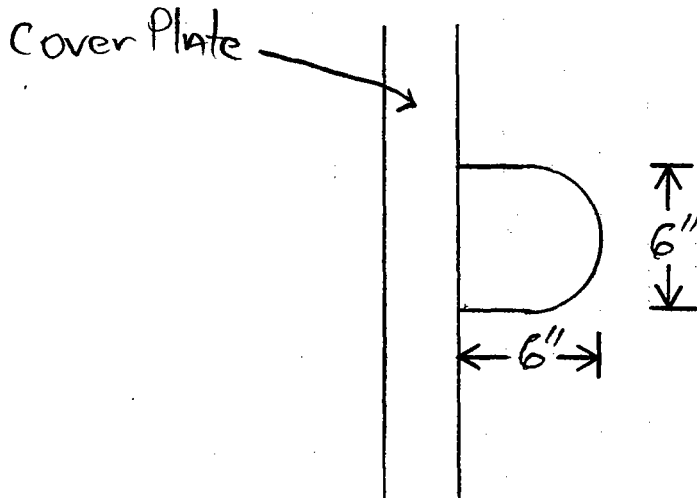
APPROVED BY
DEPT _____ DATE _____

FLAW No.: 634

TANK Section: Upper Dome Quadrant: A


PLATE: 21

Course: C



3" radius on right corners

No radius on left corners



CLIENT/SUBJECT FISC/AFCEE W.O. NO. _____
TASK DESCRIPTION Red Hill TANK 6 Repairs TASK NO. 176
PREPARED BY DAN D. DEPT _____ DATE 5-15-06
MATH CHECK BY _____ DEPT _____ DATE _____
METHOD REV. BY _____ DEPT _____ DATE _____

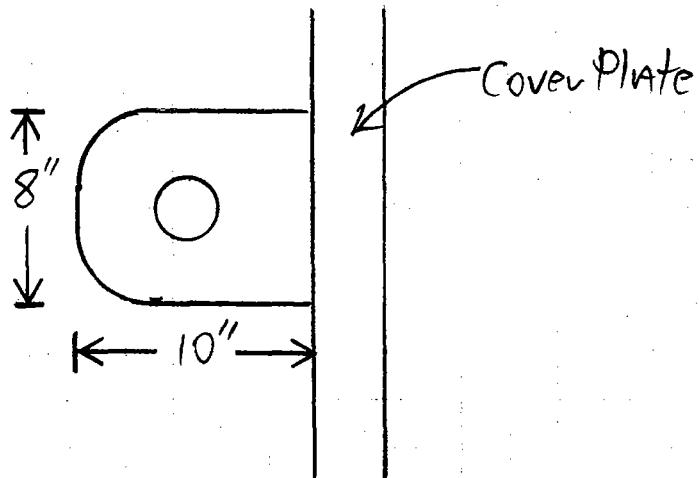
APPROVED BY
DEPT _____ DATE _____

FLAW No.: 637

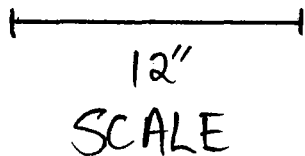
TANK Section: Upper Dome Quadrant: C

PLATE: A-67

COURSE: A



Remove 3" Grout Nozzle
3" Radius Tombstone



CLIENT/SUBJECT FISC/AFCEE W.O. NO. _____

TASK DESCRIPTION Red Hill Tank 6 Repairs TASK NO. 176

PREPARED BY DAN O. DEPT _____ DATE 5-15-06

MATH CHECK BY _____ DEPT _____ DATE _____

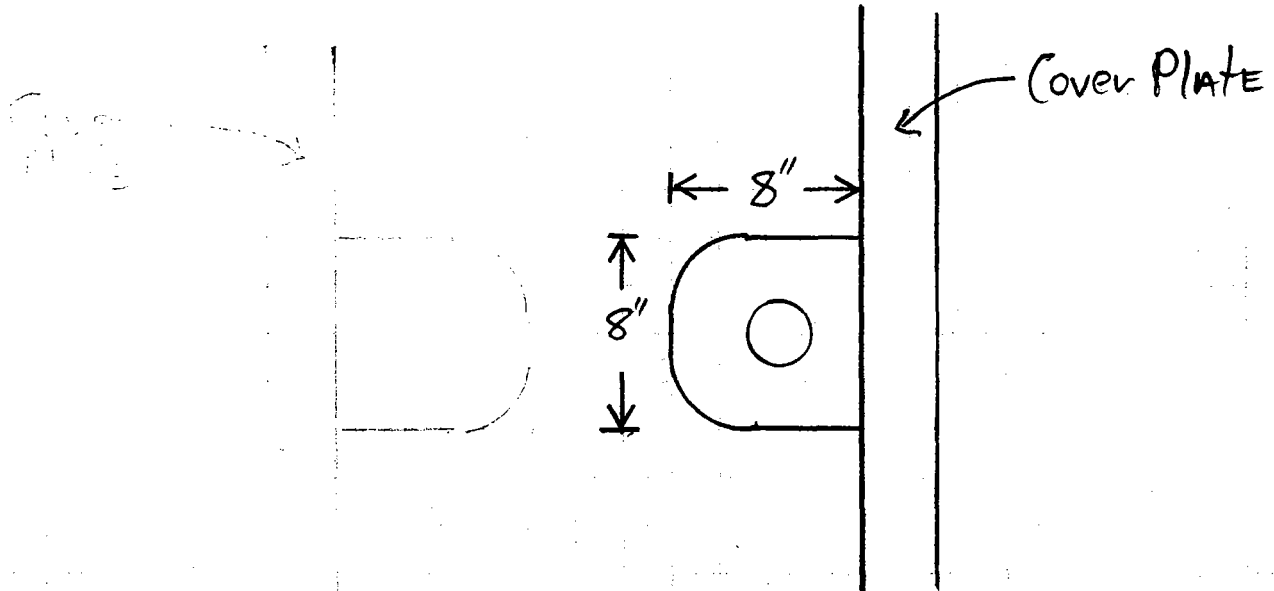
METHOD REV. BY _____ DEPT _____ DATE _____

APPROVED BY
DEPT _____ DATE _____

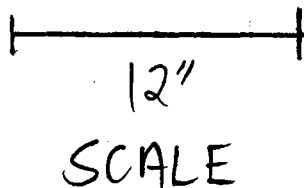
Flaw No.: 638

TANK Section: Upper Dome Quadrant: D

PLATE: A-44 Course : A



Remove 3" Grout Nozzle
3" radius Tombstone



CLIENT/SUBJECT FISC/AFCEE W.O. NO. _____
TASK DESCRIPTION Red Hill TANK 6 Repairs TASK NO. 176
PREPARED BY DAN D. DEPT _____ DATE 5-2-06
MATH CHECK BY _____ DEPT _____ DATE _____
METHOD REV. BY _____ DEPT _____ DATE _____

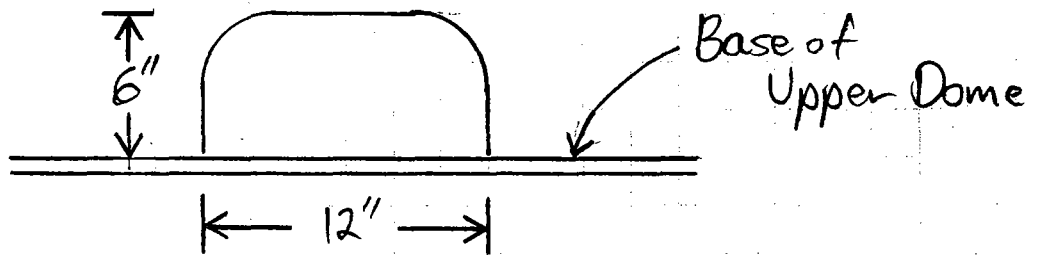
APPROVED BY
DEPT _____ DATE _____

FLAW No.: 645

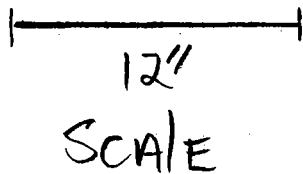
TANK Section: Upper Dome Quadrant: A

Plate: 47

Course: A



3" Radius on upper corners
No Radius on lower corners



CLIENT/SUBJECT FISC/AFCEE W.O. NO. _____
TASK DESCRIPTION Red Hill TANKS Repairs TASK NO. 176
PREPARED BY DAN D. DEPT _____ DATE 5-2-06
MATH CHECK BY _____ DEPT _____ DATE _____
METHOD REV. BY _____ DEPT _____ DATE _____

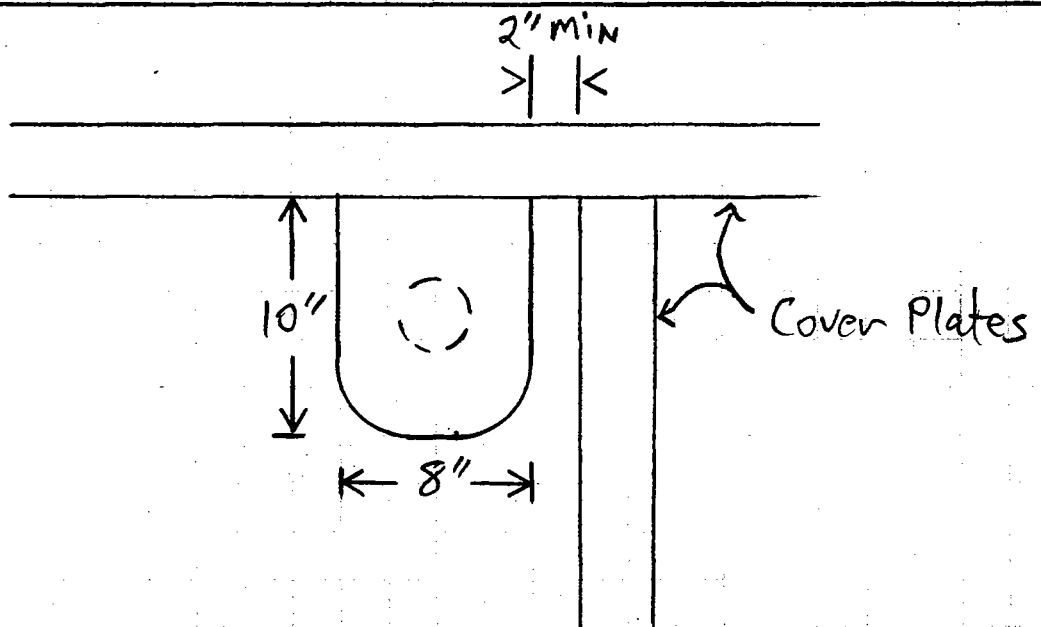
APPROVED BY _____
DEPT _____ DATE _____

FLAW No. : 646

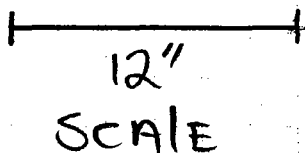
TANK Section: Extension Quadrant: A

Vertical Drop: 18

Row: E-3



Remove 3" Nozzle
3" Radius on lower corners
No Radius on upper corners



CLIENT/SUBJECT FISC/AFCEE W.O. NO. _____

TASK DESCRIPTION Red Hill TANK6 Repairs TASK NO. 176

PREPARED BY DAN D. DEPT _____ DATE 5-12-06

MATH CHECK BY _____ DEPT _____ DATE _____

METHOD REV. BY _____ DEPT _____ DATE _____

APPROVED BY

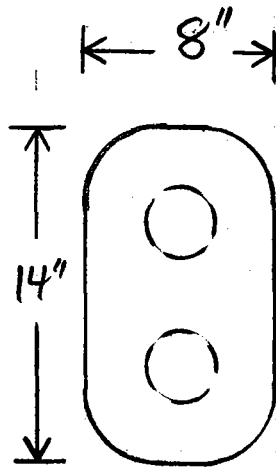
DEPT _____ DATE _____

Flaw No. : 647/648

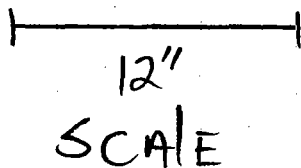
TANK Section: Extension QUADRANT: A

Vertical Drop: 19

Row : E-3



Remove 2 x 3" Nozzles
 3" radius on corners



CLIENT/SUBJECT FISC/AFCEE W.O. NO. _____
TASK DESCRIPTION Red Hill TANK 6 Repairs TASK NO. 176
PREPARED BY DAN O. DEPT _____ DATE 5-12-06
MATH CHECK BY _____ DEPT _____ DATE _____
METHOD REV. BY _____ DEPT _____ DATE _____

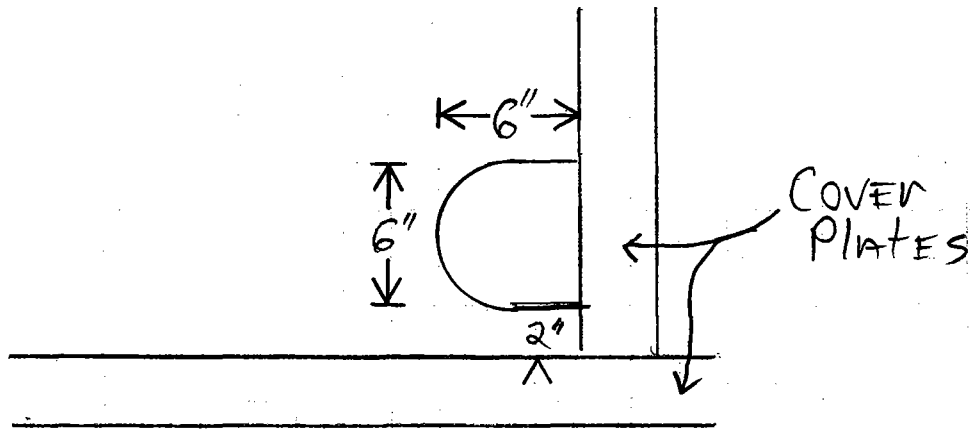
APPROVED BY
DEPT _____ DATE _____

Flaw No.: 651

TANK Section: Upper Dome Quadrant: B


Plate: 11

Course: B



3" radius on left corners

No radius on right corners



CLIENT/SUBJECT FISC/AFCEE

W.O. NO. _____

TASK DESCRIPTION Red Hill TANK6 Repair

TASK NO. 176

PREPARED BY DAN D. DEPT _____ DATE 5-15-06

APPROVED BY

DEPT _____ DATE _____

MATH CHECK BY _____ DEPT _____ DATE _____

METHOD REV. BY _____ DEPT _____ DATE _____

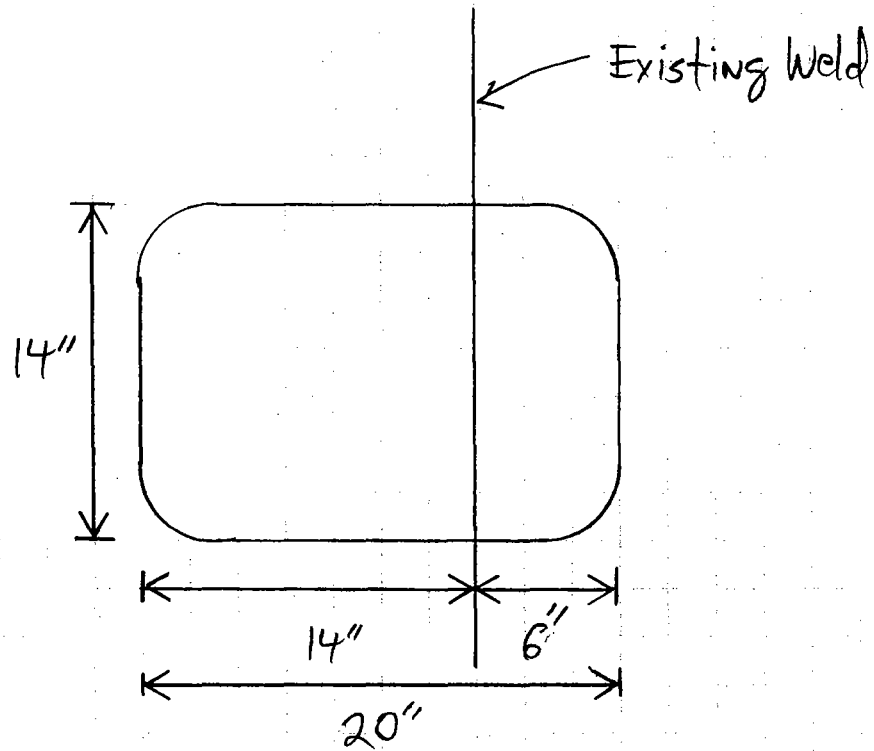
FLAW No.: 653

TANK Section: Barrel

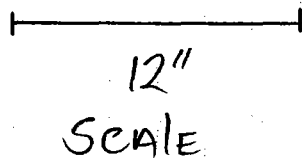
QUADRANT: B

Vertical Drop: 7

ROW: 2



3" radius on corners



CLIENT/SUBJECT FISC/AFCEE W.O. NO. _____
TASK DESCRIPTION Red Hill TANKS Repair TASK NO. 176
PREPARED BY DAN D. DEPT _____ DATE 5-12-06
MATH CHECK BY _____ DEPT _____ DATE _____
METHOD REV. BY _____ DEPT _____ DATE _____

APPROVED BY
DEPT _____ DATE _____

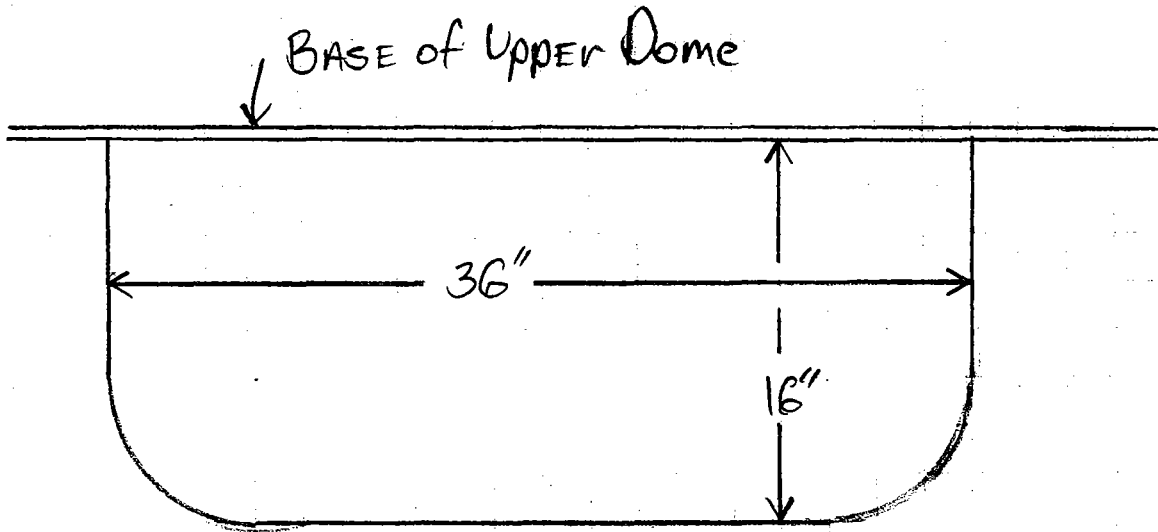
Flaw No. : 654

TANK Section: Extension

QUADRANT: B

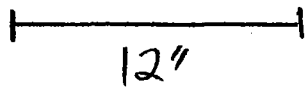
Vertical Drop: 8

Row: E-1



6" Radius on lower corners

No Radius on upper corners



SCALE

CLIENT/SUBJECT FISC/AFC EE W.O. NO. _____
TASK DESCRIPTION Red Hill TANK 6 Repairs TASK NO. 176
PREPARED BY DAN O. DEPT _____ DATE 5-12-06
MATH CHECK BY _____ DEPT _____ DATE _____
METHOD REV. BY _____ DEPT _____ DATE _____

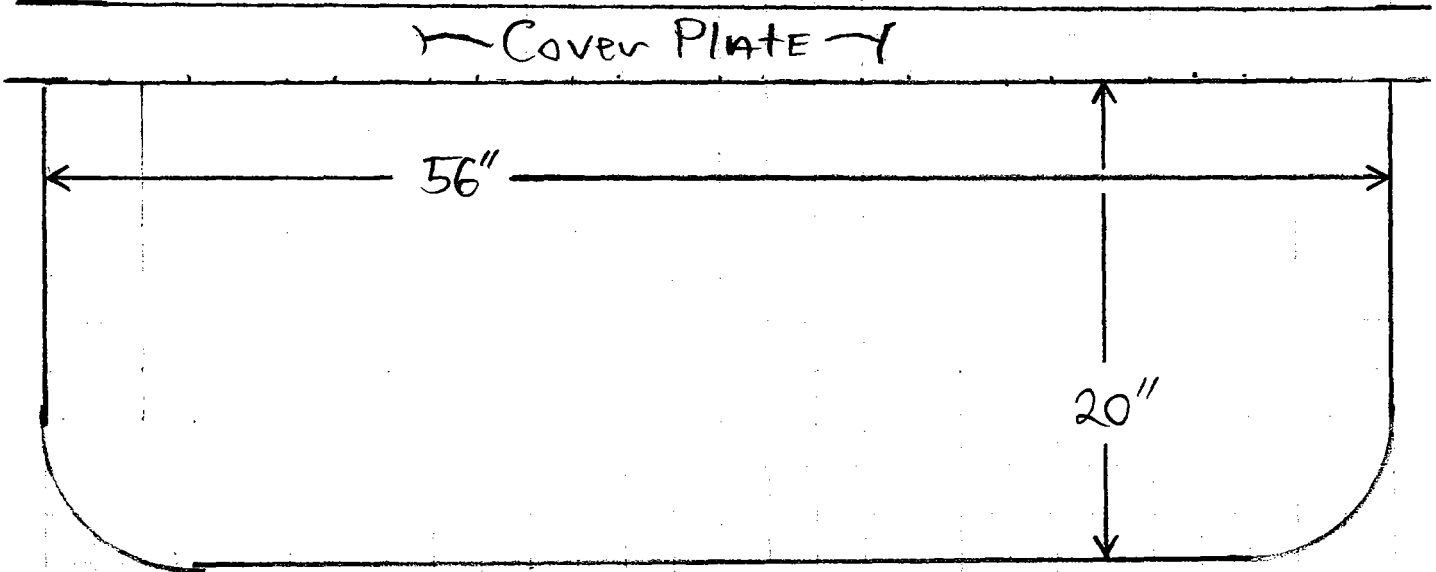
APPROVED BY
DEPT _____ DATE _____

Flaw No.: 662/663

TANK Section: Extension Quadrant: B

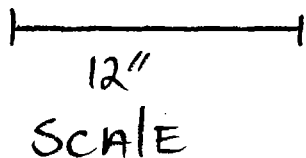
Vertical Drop: 10

Row: E-2



6" Radius on lower corners

No Radius on upper corners



CLIENT/SUBJECT FISC/AFCEE W.O. NO. _____
TASK DESCRIPTION Red Hill TANK6 Repairs TASK NO. 176
PREPARED BY DAN D. DEPT _____ DATE 5-12-06
MATH CHECK BY _____ DEPT _____ DATE _____
METHOD REV. BY _____ DEPT _____ DATE _____

APPROVED BY
DEPT _____ DATE _____

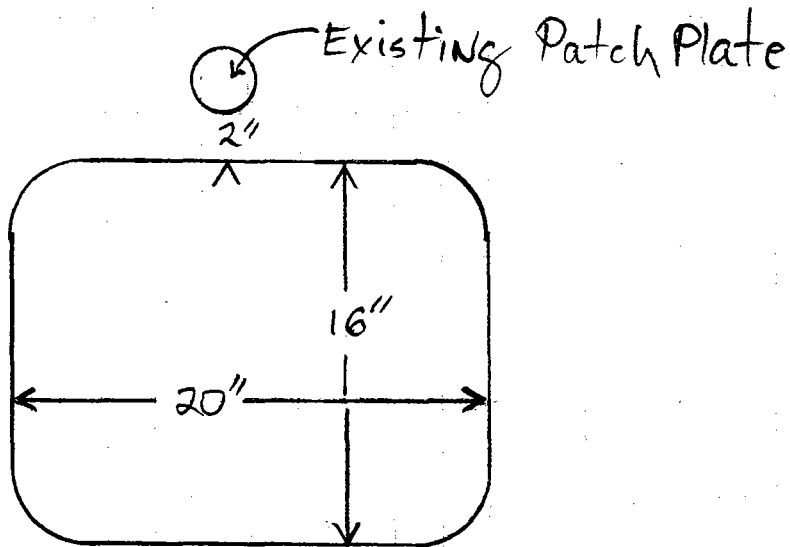
FLAW No.: 666

TANK SECTION: Extension

QUADRANT: B

Vertical Drop: 10

Row: E-2



CLIENT/SUBJECT FTSC/AFCEE W.O. NO. _____
TASK DESCRIPTION Red Hill TANKS Repairs TASK NO. 176
PREPARED BY DAN D. DEPT _____ DATE 5-12-06
MATH CHECK BY _____ DEPT _____ DATE _____
METHOD REV. BY _____ DEPT _____ DATE _____

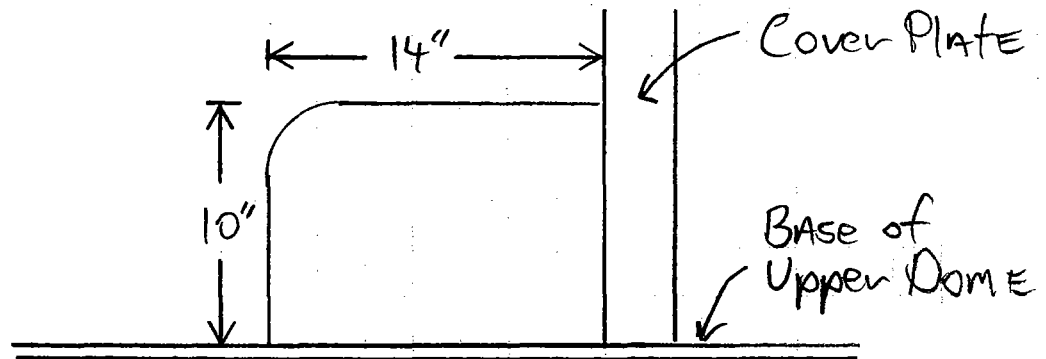
APPROVED BY	
DEPT _____	DATE _____

FLAW No. : 669

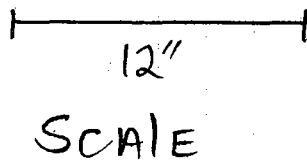
TANK Section: Upper Dome QUADRANT: B

Plate: 26

Course : A



3" Radius on upper left corner
No radius on remaining corners



CLIENT/SUBJECT FISC/AFCEE W.O. NO. _____
 TASK DESCRIPTION Red Hill TANK 6 Repairs TASK NO. 176
 PREPARED BY DAN O. DEPT _____ DATE 5-12-06
 MATH CHECK BY _____ DEPT _____ DATE _____
 METHOD REV. BY _____ DEPT _____ DATE _____

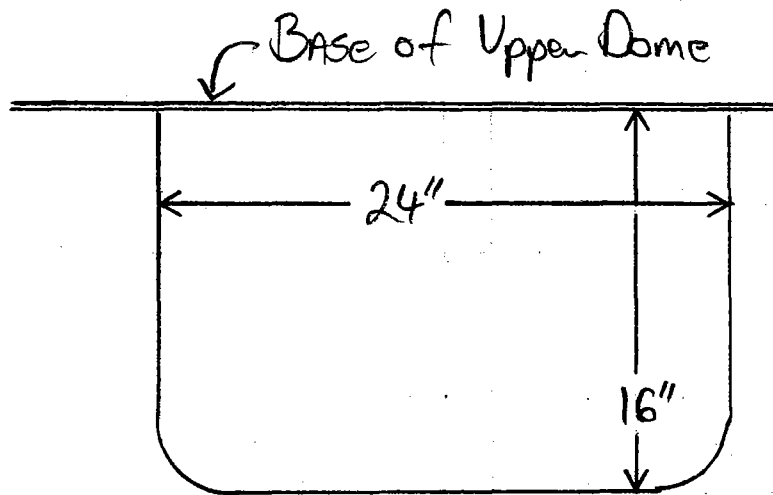
APPROVED BY
DEPT _____ DATE _____

Flaw No.: 670

TANK Section: Extension Quadrant: A

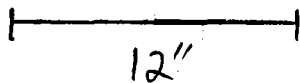
Vertical Drop: 14

Row: E-1



3" Radius on lower corners

No Radius on upper corners



SCALE

CLIENT/SUBJECT FISC/AFCEE W.O. NO. _____
TASK DESCRIPTION Red Hill TANK 6 Repairs TASK NO. 176
PREPARED BY DAN O. DEPT _____ DATE 5-12-06
MATH CHECK BY _____ DEPT _____ DATE _____
METHOD REV. BY _____ DEPT _____ DATE _____

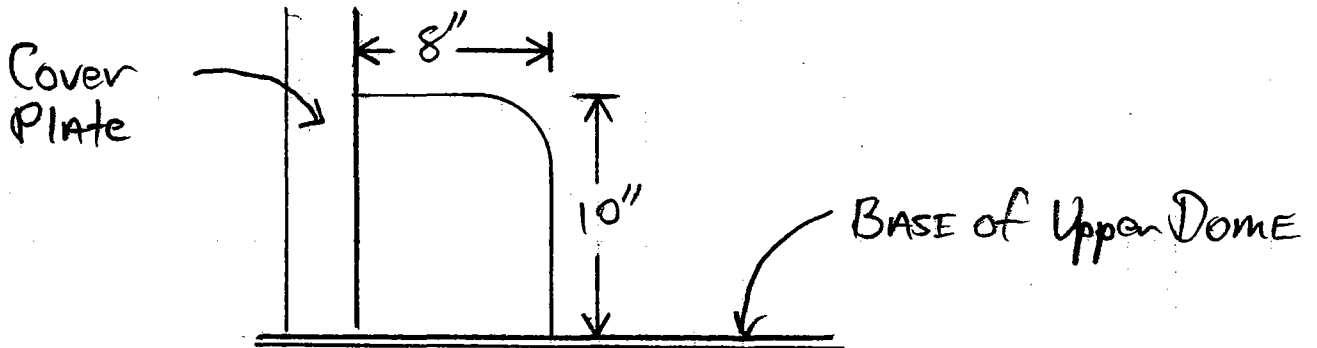
APPROVED BY _____
DEPT _____ DATE _____

Flaw No.: 671

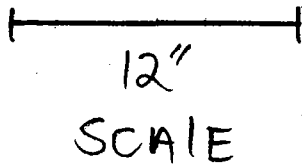
TANK Section: Upper Dome Quadrant: A

Plate: 35

Course: A



3" Radius on upper right corner
No Radius on remaining corners



CLIENT/SUBJECT FISC/AFCEE W.O. NO. _____
TASK DESCRIPTION Red Hill TANK 6 Repairs TASK NO. 176
PREPARED BY DAN D. DEPT _____ DATE 5-12-06
MATH CHECK BY _____ DEPT _____ DATE _____
METHOD REV. BY _____ DEPT _____ DATE _____

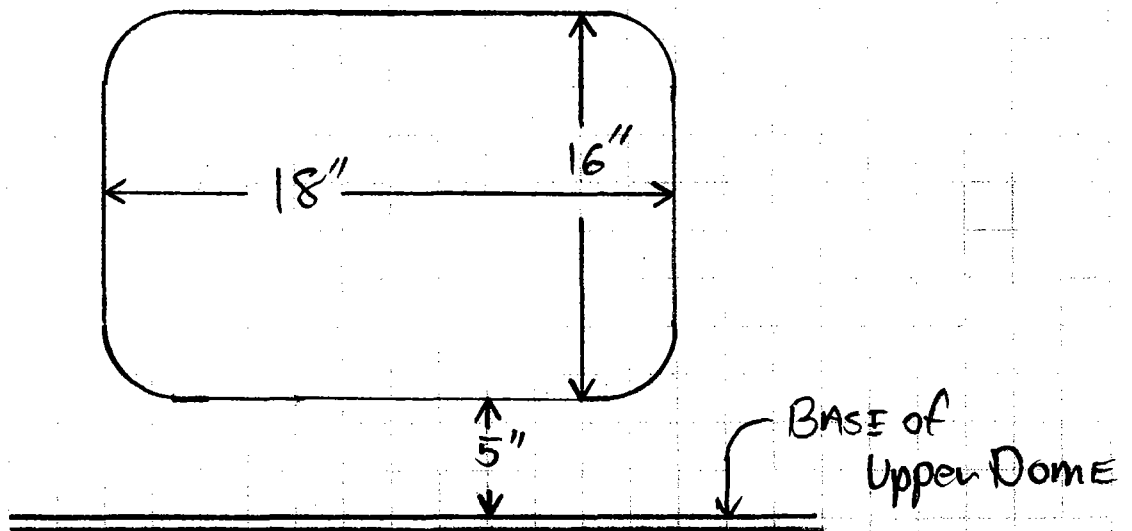
APPROVED BY	
DEPT _____	DATE _____

FLAW No. : 672

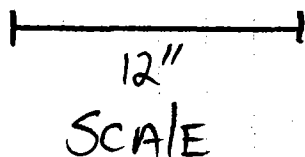
TANK Section: Upper Dome Quadrant: A

PLATE : 35

COURSE : A



3" Radius ON CORNERS



CLIENT/SUBJECT FTSC/AFCEE W.O. NO. _____
TASK DESCRIPTION Red Hill TANK 6 Repair TASK NO. 176
PREPARED BY DAN O. DEPT _____ DATE 5-15-06
MATH CHECK BY _____ DEPT _____ DATE _____
METHOD REV. BY _____ DEPT _____ DATE _____

APPROVED BY
DEPT _____ DATE _____

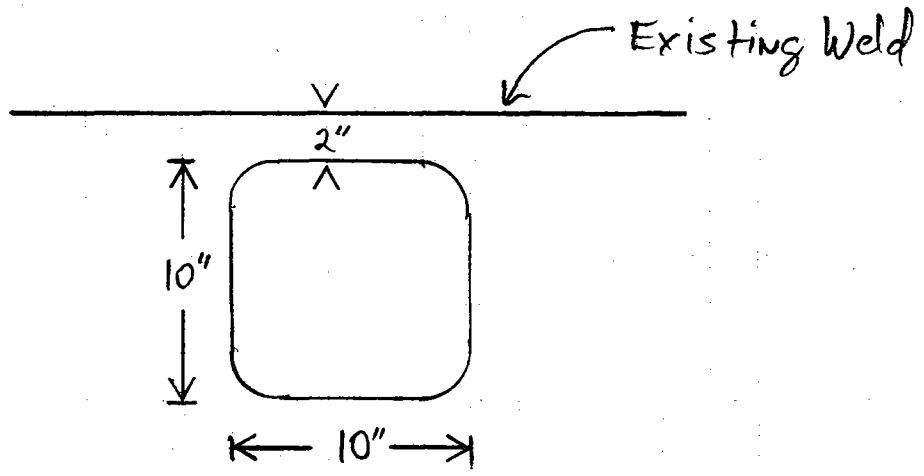
Flaw No.: 677

TANK Section: Barrel

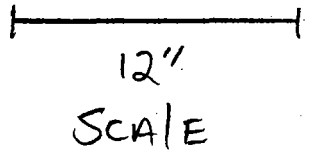
Quadrant: A

Vertical Drop: 12

Row : 26



2" radius on corners



CLIENT/SUBJECT FISC/AFCEE W.O. NO. _____
 TASK DESCRIPTION Red Hill TANK6 REPAIRS TASK NO. 176
 PREPARED BY DAN D. DEPT _____ DATE 5-12-06
 MATH CHECK BY _____ DEPT _____ DATE _____
 METHOD REV. BY _____ DEPT _____ DATE _____

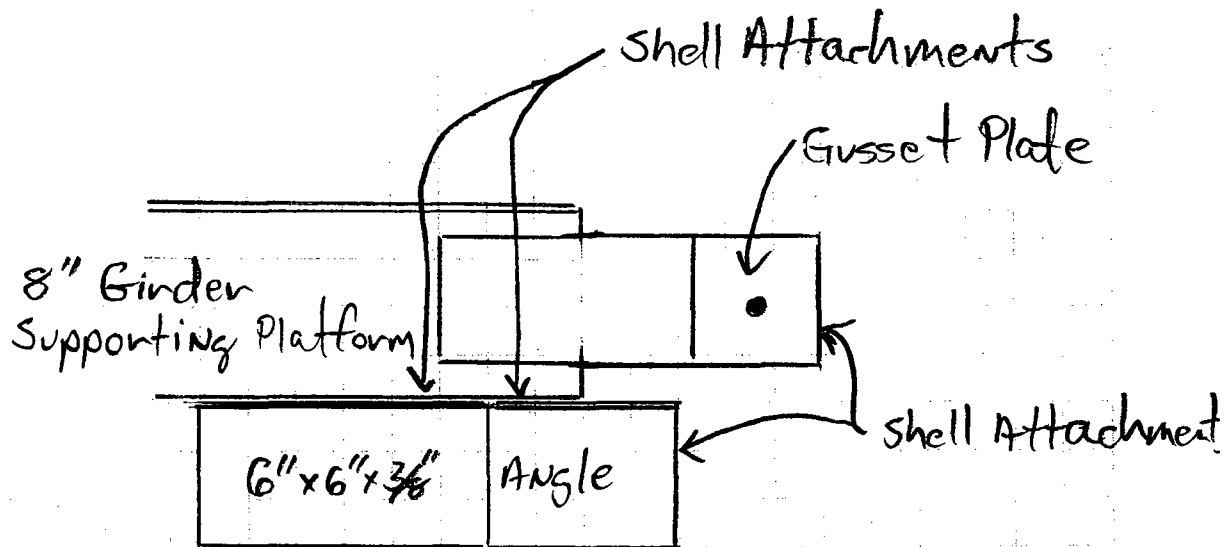
APPROVED BY
DEPT _____ DATE _____

FLAW No.: 678 + 679

TANK Section: EXTENSION QUADRANT: A

Vertical Drop: 17, 18

Row: E-3



1) Perform MT ON all
Shell attachment welds

2) Perform visual inspection
on all Platform member welds

3) Perform UT measurements on
all Platform members

} TANK Shell/Line {

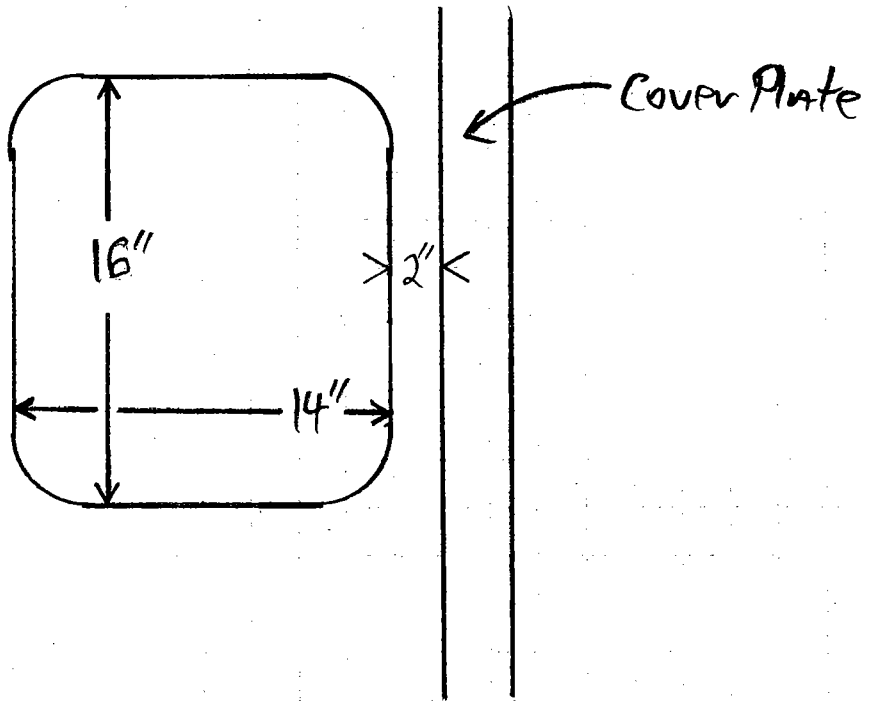
CLIENT/SUBJECT FISC/AFCEE W.O. NO. _____
TASK DESCRIPTION Red Hill TANK 6 Repairs TASK NO. 176
PREPARED BY DAN D. DEPT _____ DATE 5-15-06
MATH CHECK BY _____ DEPT _____ DATE _____
METHOD REV. BY _____ DEPT _____ DATE _____

APPROVED BY
DEPT _____ DATE _____

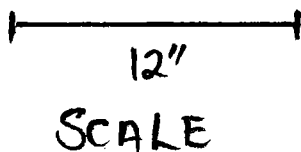
Flaw No.: 680

TANK Section: Upper Dome Quadrant: D

Plate: A-46 Course: A



3" radius on corners



CLIENT/SUBJECT FISC/AFCEE

W.O. NO. _____

TASK DESCRIPTION Red Hill Tank 6 Repairs

TASK NO. 176

PREPARED BY DAN D.

DATE 5-16-06

APPROVED BY _____

MATH CHECK BY _____

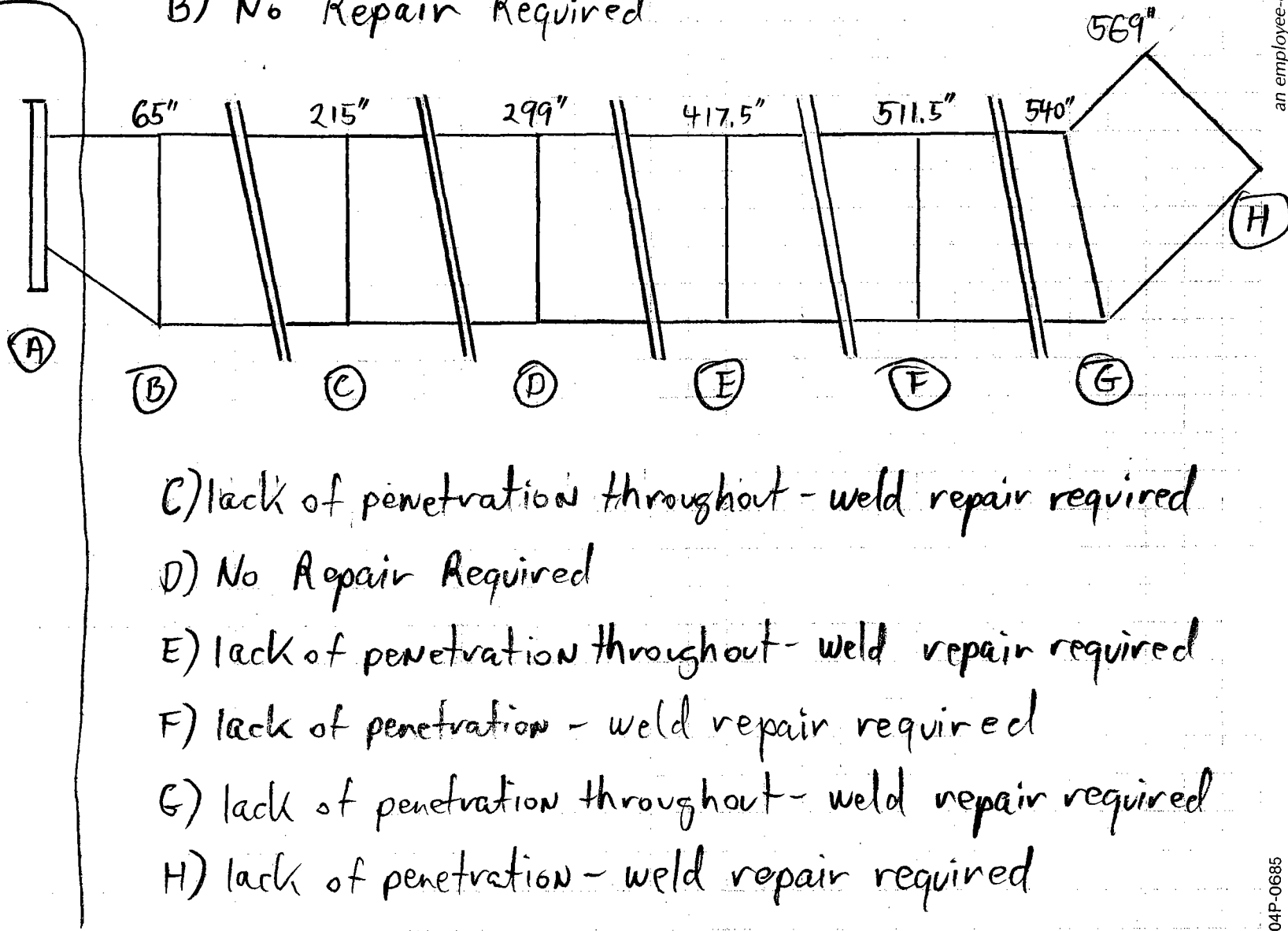
DATE _____

METHOD REV. BY _____

DATE _____

DEPT _____

DATE _____

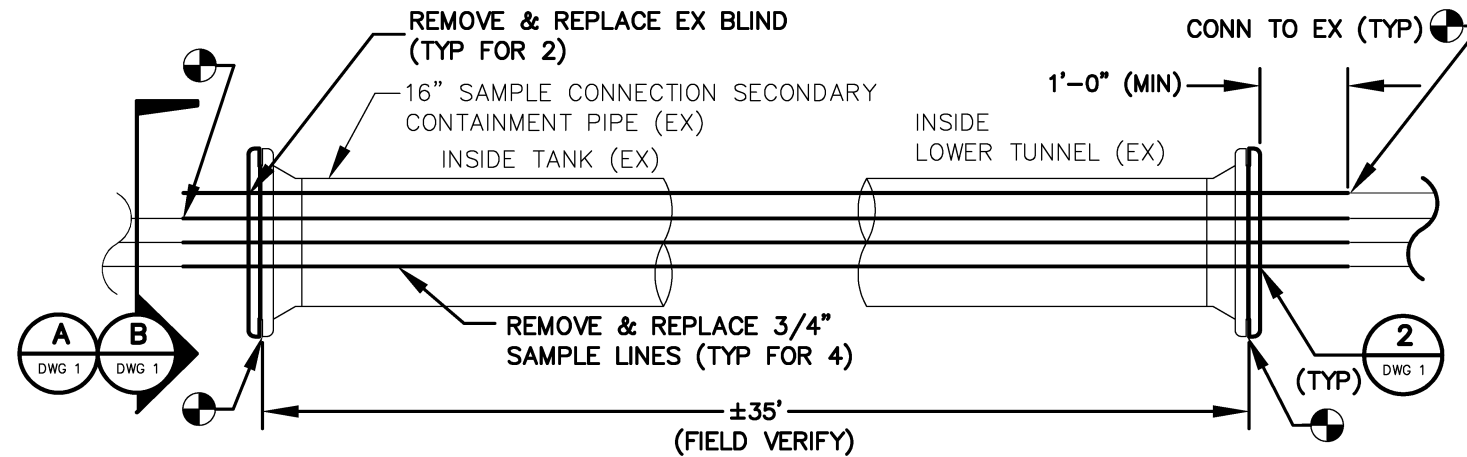


- A) External weld repair at 6:00 O'clock position
- B) No Repair Required

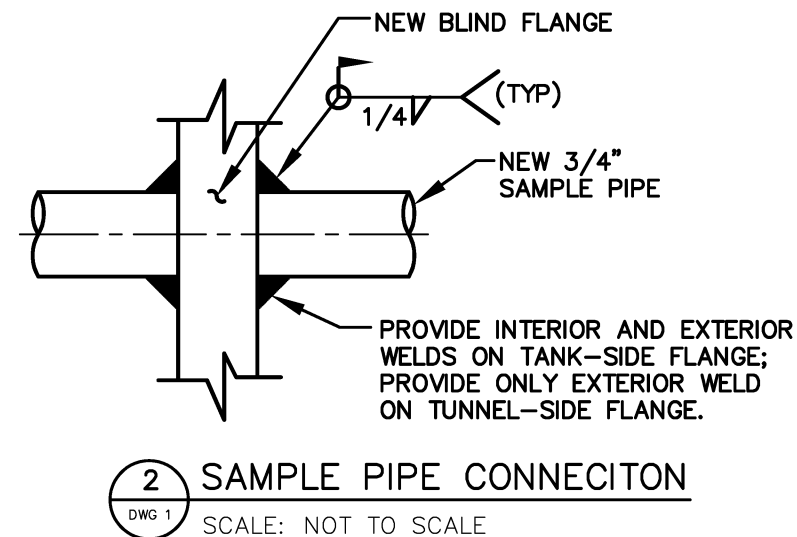
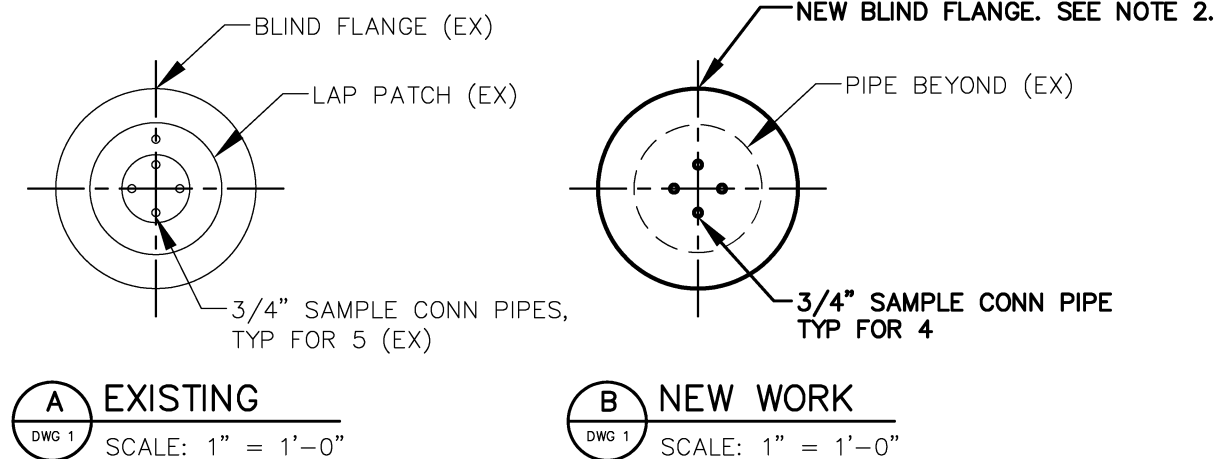
- C) lack of penetration throughout - weld repair required
- D) No Repair Required
- E) lack of penetration throughout - weld repair required
- F) lack of penetration - weld repair required
- G) lack of penetration throughout - weld repair required
- H) lack of penetration - weld repair required

NOTES

1. PIPE SHALL BE ASTM A53 SCHEDULE 80 SOCKET WELDED. FITTINGS SHALL BE ASTM A105, 300#.
2. REMOVE EXISTING BLIND FLANGE ON BOTH THE TANK AND TUNNEL SIDES OF THE SAMPLE CONNECTION CONTAINMENT PIPE. EXISTING BLIND FLANGE IS 25" IN DIAMETER AND 1.75" THICK WITH 16 BOLTS. NEW FLANGE SHALL BE ASTM A 105/A05M AND HAVE THE SAME BOLTING PATTERN AS THE EXISTING AND SHALL MATCH IN BOTH DIAMETER AND THICKNESS.
3. PROVIDE NEW GASKETS, NUTS AND BOLTS. GASKETS SHALL BE IN ACCORDANCE WITH ASME B16.21. GASKETS SHALL BE RESISTANT TO THE EFFECTS OF HYDROCARBON FUELS, MANUFACTURED OF FIRE-RESISTANT MATERIALS AND SHALL BE ONE PIECE FACTORY CUT.
4. BOLTS AND NUTS SHALL BE ASTM A 193/A93M, GRADE B7. EXTEND BOLT NO LESS THAN TWO FULL THREADS BEYOND THE NUT WITH THE BOLTS TIGHTENED TO THE REQUIRED TORQUE.
5. CONTAINMENT PIPE SHALL BE PNEUMATICALLY PRESSURE TESTED AFTER THE SAMPLE CONNECTION PIPING HAS BEEN INSTALLED. PIPE SHALL BE TESTED TO 25 PSIG AND JOINTS EXAMINED WITH A SOAP SOLUTION. GRADUALLY INCREASE PRESSURE TO 50 PSIG AND HOLD FOR 2 HOURS WITHOUT REDUCTION IN PRESSURE.
6. SAMPLE CONNECTION LINES SHALL BE HYDROSTATIC ALLY TESTED AT 225 PSIG IN ACCORDANCE WITH ASME B31.3 AND API RP 1110 WITH NO LEAKAGE OR REDUCTION IN GAUGE PRESSURE FOR 4 HOURS.
7. BLIND FLANGE AND SAMPLE CONNECTION PIPE SHALL BE COATED IN ACCORDANCE WITH THE PROJECT SPECIFICATIONS FOR THE CONSOLIDATED CONSTRUCTION PROJECTS PRL 99-15, PRL 99-21, PRL 03-12, PRL 02-11, FISC PEARL HARBOR, HI.
8. PROVIDE INTERMEDIATE PIPE SUPPORTS INSIDE THE CONTAINMENT PIPE FOR THE SAMPLE LINES. SUPPORT SHALL CONSIST OF A STEEL PLATE WITH PROPERLY SPACED HOLES THROUGH WHICH THE PIPE TRANSVERSES. PLATE SHALL BE COATED IN ACCORDANCE WITH ITEM 7. SAMPLE PIPE SHALL BE SUPPORTED AT 10 FEET ON CENTER INSIDE THE CONTAINMENT PIPE.



1 TANK 6 SAMPLE CONNECTION REPAIR
 DWG 1 SCALE: 1" = 1'-0"




APPENDIX E
STRAPPING TABLE

Red Hill, Pearl Harbor, HI

Issue Date: 12/22/2006

Capacities given in barrels of 42 U.S. gallons.

Gauge Height: 257'-07 7/8"

Calibration Certificate For		in/in	0 FT
Tank No: 6		0	5.19
Calibration Information		1/16	5.47
Certificate No: 20060523001 Calibration Date: 5/11/2006 Methods of Calibration: API MPMS 2.2A.		1/8	5.75
		3/16	6.03
Tank Information		1/4	6.31
		5/16	6.58
Nominal Shell Ht: 250.085 ft Gauge Description: Top lip of 8" gauge hatch, opposite of hinge.		3/8	6.86
		7/16	7.14
Chart Information		1/2	7.42
		9/16	7.70
Product: JP-5 Volume Units: Barrels Table Temp: 60° F		5/8	7.98
		11/16	8.26
Signature: 		3/4	8.54
		13/16	8.82
Date: <u>December 22, 2006</u>		7/8	9.10
		15/16	9.38
GAUGE POINT CALIBRATION		1	9.65
		1/16	9.95
PO Box 633, Rodeo, CA 94572 1-800-205-TANK FAX 1-510-787-9716		1/8	10.24
		3/16	10.53
This chart is Certified for Tank: 6 only. No changes are permissible without the written consent of GAUGE POINT CALIBRATION.		1/4	10.83
		5/16	11.12
1-800-205-TANK		3/8	11.41
		7/16	11.71
1-800-205-TANK		1/2	12.00
		9/16	12.29
1-800-205-TANK		5/8	12.58
		11/16	12.88
1-800-205-TANK		3/4	13.17
		13/16	13.46
1-800-205-TANK		7/8	13.76
		15/16	14.05

Tank No: 6
GAUGE POINT CALIBRATION
1-800-205-TANK

Red Hill, Pearl Harbor, HI

Issue Date: 12/22/2006

Capacities given in barrels of 42 U.S. gallons.

Gauge Height: 257'-07 7/8"

in/in	0 FT	in/in	0 FT	in/in	0 FT	in/in	0 FT	in/in	0 FT	in/in	1 FT
2	14.34	4	24.27	6	34.97	8	46.46	10	58.77	0	71.93
1/16	14.65	1/16	24.60	1/16	35.32	1/16	46.84	1/16	59.17	1/16	72.36
1/8	14.95	1/8	24.93	1/8	35.67	1/8	47.21	1/8	59.58	1/8	72.79
3/16	15.26	3/16	25.26	3/16	36.03	3/16	47.59	3/16	59.98	3/16	73.22
1/4	15.56	1/4	25.59	1/4	36.38	1/4	47.97	1/4	60.39	1/4	73.65
5/16	15.86	5/16	25.91	5/16	36.73	5/16	48.35	5/16	60.79	5/16	74.08
3/8	16.17	3/8	26.24	3/8	37.09	3/8	48.73	3/8	61.19	3/8	74.52
7/16	16.47	7/16	26.57	7/16	37.44	7/16	49.11	7/16	61.60	7/16	74.95
1/2	16.78	1/2	26.90	1/2	37.79	1/2	49.48	1/2	62.00	1/2	75.38
9/16	17.08	9/16	27.23	9/16	38.14	9/16	49.86	9/16	62.41	9/16	75.81
5/8	17.39	5/8	27.56	5/8	38.50	5/8	50.24	5/8	62.81	5/8	76.24
11/16	17.69	11/16	27.88	11/16	38.85	11/16	50.62	11/16	63.22	11/16	76.67
3/4	18.00	3/4	28.21	3/4	39.20	3/4	51.00	3/4	63.62	3/4	77.10
13/16	18.30	13/16	28.54	13/16	39.55	13/16	51.37	13/16	64.03	13/16	77.54
7/8	18.61	7/8	28.87	7/8	39.91	7/8	51.75	7/8	64.43	7/8	77.97
15/16	18.91	15/16	29.20	15/16	40.26	15/16	52.13	15/16	64.84	15/16	78.40
3	19.21	5	29.52	7	40.61	9	52.51	11	65.24	1	78.83
1/16	19.53	1/16	29.86	1/16	40.98	1/16	52.90	1/16	65.66	1/16	79.28
1/8	19.85	1/8	30.20	1/8	41.34	1/8	53.29	1/8	66.08	1/8	79.72
3/16	20.16	3/16	30.55	3/16	41.71	3/16	53.68	3/16	66.49	3/16	80.17
1/4	20.48	1/4	30.89	1/4	42.07	1/4	54.07	1/4	66.91	1/4	80.61
5/16	20.80	5/16	31.23	5/16	42.44	5/16	54.46	5/16	67.33	5/16	81.06
3/8	21.11	3/8	31.57	3/8	42.80	3/8	54.86	3/8	67.75	3/8	81.50
7/16	21.43	7/16	31.91	7/16	43.17	7/16	55.25	7/16	68.17	7/16	81.95
1/2	21.74	1/2	32.25	1/2	43.54	1/2	55.64	1/2	68.58	1/2	82.39
9/16	22.06	9/16	32.59	9/16	43.90	9/16	56.03	9/16	69.00	9/16	82.84
5/8	22.38	5/8	32.93	5/8	44.27	5/8	56.42	5/8	69.42	5/8	83.28
11/16	22.69	11/16	33.27	11/16	44.63	11/16	56.81	11/16	69.84	11/16	83.73
3/4	23.01	3/4	33.61	3/4	45.00	3/4	57.20	3/4	70.26	3/4	84.18
13/16	23.32	13/16	33.95	13/16	45.36	13/16	57.59	13/16	70.67	13/16	84.62
7/8	23.64	7/8	34.29	7/8	45.73	7/8	57.99	7/8	71.09	7/8	85.07
15/16	23.96	15/16	34.63	15/16	46.09	15/16	58.38	15/16	71.51	15/16	85.51

This chart is Certified for Tank: 6 only. No changes are permissible without the written consent of GAUGE POINT CALIBRATION.

For calibration specification information, see certificate on page 1.

Tank No: 6
GAUGE POINT CALIBRATION
1-800-205-TANK

Red Hill, Pearl Harbor, HI

Issue Date: 12/22/2006

Capacities given in barrels of 42 U.S. gallons.

Gauge Height: 257'-07 7/8"

in/in	1 FT	in/in	1 FT	in/in	1 FT	in/in	1 FT	in/in	1 FT	in/in	2 FT
2	85.96	4	100.86	6	116.66	8	133.50	10	151.34	0	170.19
1/16	86.42	1/16	101.35	1/16	117.18	1/16	134.05	1/16	151.92	1/16	170.80
1/8	86.88	1/8	101.83	1/8	117.70	1/8	134.60	1/8	152.50	1/8	171.42
3/16	87.34	3/16	102.32	3/16	118.22	3/16	135.15	3/16	153.08	3/16	172.03
1/4	87.80	1/4	102.81	1/4	118.74	1/4	135.70	1/4	153.66	1/4	172.64
5/16	88.26	5/16	103.29	5/16	119.25	5/16	136.25	5/16	154.24	5/16	173.26
3/8	88.72	3/8	103.78	3/8	119.77	3/8	136.80	3/8	154.82	3/8	173.87
7/16	89.18	7/16	104.27	7/16	120.29	7/16	137.35	7/16	155.40	7/16	174.48
1/2	89.64	1/2	104.75	1/2	120.81	1/2	137.90	1/2	155.98	1/2	175.10
9/16	90.09	9/16	105.24	9/16	121.33	9/16	138.45	9/16	156.57	9/16	175.71
5/8	90.55	5/8	105.72	5/8	121.85	5/8	139.00	5/8	157.15	5/8	176.32
11/16	91.01	11/16	106.21	11/16	122.37	11/16	139.55	11/16	157.73	11/16	176.94
3/4	91.47	3/4	106.70	3/4	122.88	3/4	140.10	3/4	158.31	3/4	177.55
13/16	91.93	13/16	107.18	13/16	123.40	13/16	140.64	13/16	158.89	13/16	178.16
7/8	92.39	7/8	107.67	7/8	123.92	7/8	141.19	7/8	159.47	7/8	178.78
15/16	92.85	15/16	108.16	15/16	124.44	15/16	141.74	15/16	160.05	15/16	179.39
3	93.31	5	108.64	7	124.96	9	142.29	11	160.63	1	180.00
1/16	93.79	1/16	109.14	1/16	125.49	1/16	142.86	1/16	161.23	1/16	180.63
1/8	94.26	1/8	109.64	1/8	126.03	1/8	143.42	1/8	161.83	1/8	181.26
3/16	94.73	3/16	110.15	3/16	126.56	3/16	143.99	3/16	162.42	3/16	181.89
1/4	95.20	1/4	110.65	1/4	127.10	1/4	144.55	1/4	163.02	1/4	182.52
5/16	95.67	5/16	111.15	5/16	127.63	5/16	145.12	5/16	163.62	5/16	183.15
3/8	96.14	3/8	111.65	3/8	128.16	3/8	145.68	3/8	164.22	3/8	183.78
7/16	96.62	7/16	112.15	7/16	128.70	7/16	146.25	7/16	164.81	7/16	184.41
1/2	97.09	1/2	112.65	1/2	129.23	1/2	146.81	1/2	165.41	1/2	185.04
9/16	97.56	9/16	113.15	9/16	129.76	9/16	147.38	9/16	166.01	9/16	185.68
5/8	98.03	5/8	113.65	5/8	130.30	5/8	147.94	5/8	166.60	5/8	186.31
11/16	98.50	11/16	114.15	11/16	130.83	11/16	148.51	11/16	167.20	11/16	186.94
3/4	98.97	3/4	114.66	3/4	131.37	3/4	149.07	3/4	167.80	3/4	187.57
13/16	99.45	13/16	115.16	13/16	131.90	13/16	149.64	13/16	168.40	13/16	188.20
7/8	99.92	7/8	115.66	7/8	132.43	7/8	150.21	7/8	168.99	7/8	188.83
15/16	100.39	15/16	116.16	15/16	132.97	15/16	150.77	15/16	169.59	15/16	189.46

This chart is Certified for Tank: 6 only. No changes are permissible without the written consent of GAUGE POINT CALIBRATION.

For calibration specification information, see certificate on page 1.

Tank No: 6
GAUGE POINT CALIBRATION
1-800-205-TANK

Red Hill, Pearl Harbor, HI

Issue Date: 12/22/2006

Capacities given in barrels of 42 U.S. gallons.

Gauge Height: 257'-07 7/8"

in/in	2 FT	in/in	2 FT	in/in	2 FT	in/in	2 FT	in/in	2 FT	in/in	3 FT
2	190.09	4	211.06	6	233.15	8	256.36	10	280.72	0	306.25
1/16	190.73	1/16	211.74	1/16	233.86	1/16	257.11	1/16	281.51	1/16	307.08
1/8	191.38	1/8	212.43	1/8	234.58	1/8	257.86	1/8	282.30	1/8	307.90
3/16	192.03	3/16	213.11	3/16	235.29	3/16	258.62	3/16	283.09	3/16	308.73
1/4	192.67	1/4	213.79	1/4	236.01	1/4	259.37	1/4	283.88	1/4	309.55
5/16	193.32	5/16	214.47	5/16	236.73	5/16	260.12	5/16	284.67	5/16	310.38
3/8	193.97	3/8	215.15	3/8	237.44	3/8	260.87	3/8	285.46	3/8	311.21
7/16	194.62	7/16	215.83	7/16	238.16	7/16	261.63	7/16	286.24	7/16	312.03
1/2	195.26	1/2	216.51	1/2	238.88	1/2	262.38	1/2	287.03	1/2	312.86
9/16	195.91	9/16	217.20	9/16	239.59	9/16	263.13	9/16	287.82	9/16	313.68
5/8	196.56	5/8	217.88	5/8	240.31	5/8	263.89	5/8	288.61	5/8	314.51
11/16	197.20	11/16	218.56	11/16	241.03	11/16	264.64	11/16	289.40	11/16	315.33
3/4	197.85	3/4	219.24	3/4	241.74	3/4	265.39	3/4	290.19	3/4	316.16
13/16	198.50	13/16	219.92	13/16	242.46	13/16	266.14	13/16	290.97	13/16	316.98
7/8	199.14	7/8	220.60	7/8	243.18	7/8	266.90	7/8	291.76	7/8	317.81
15/16	199.79	15/16	221.28	15/16	243.89	15/16	267.65	15/16	292.55	15/16	318.63
3	200.44	5	221.96	7	244.61	9	268.40	11	293.34	1	319.46
1/16	201.10	1/16	222.66	1/16	245.34	1/16	269.17	1/16	294.15	1/16	320.30
1/8	201.77	1/8	223.36	1/8	246.08	1/8	269.94	1/8	294.95	1/8	321.15
3/16	202.43	3/16	224.06	3/16	246.81	3/16	270.71	3/16	295.76	3/16	321.99
1/4	203.09	1/4	224.76	1/4	247.55	1/4	271.48	1/4	296.57	1/4	322.84
5/16	203.76	5/16	225.46	5/16	248.28	5/16	272.25	5/16	297.38	5/16	323.68
3/8	204.42	3/8	226.16	3/8	249.02	3/8	273.02	3/8	298.18	3/8	324.52
7/16	205.09	7/16	226.86	7/16	249.75	7/16	273.79	7/16	298.99	7/16	325.37
1/2	205.75	1/2	227.55	1/2	250.48	1/2	274.56	1/2	299.80	1/2	326.21
9/16	206.42	9/16	228.25	9/16	251.22	9/16	275.33	9/16	300.60	9/16	327.06
5/8	207.08	5/8	228.95	5/8	251.95	5/8	276.10	5/8	301.41	5/8	327.90
11/16	207.74	11/16	229.65	11/16	252.69	11/16	276.87	11/16	302.22	11/16	328.75
3/4	208.41	3/4	230.35	3/4	253.42	3/4	277.64	3/4	303.02	3/4	329.59
13/16	209.07	13/16	231.05	13/16	254.16	13/16	278.41	13/16	303.83	13/16	330.43
7/8	209.74	7/8	231.75	7/8	254.89	7/8	279.18	7/8	304.64	7/8	331.28
15/16	210.40	15/16	232.45	15/16	255.63	15/16	279.95	15/16	305.44	15/16	332.12

This chart is Certified for Tank: 6 only. No changes are permissible without the written consent of GAUGE POINT CALIBRATION.

For calibration specification information, see certificate on page 1.

Tank No: 6
GAUGE POINT CALIBRATION
1-800-205-TANK

Red Hill, Pearl Harbor, HI

Issue Date: 12/22/2006

Capacities given in barrels of 42 U.S. gallons.

Gauge Height: 257'-07 7/8"

in/in	3 FT	in/in	3 FT	in/in	3 FT	in/in	3 FT	in/in	3 FT	in/in	4 FT
2	332.97	4	360.89	6	390.06	8	420.56	10	452.44	0	485.71
1/16	333.83	1/16	361.79	1/16	391.00	1/16	421.55	1/16	453.47	1/16	486.78
1/8	334.69	1/8	362.69	1/8	391.94	1/8	422.53	1/8	454.50	1/8	487.85
3/16	335.55	3/16	363.59	3/16	392.89	3/16	423.52	3/16	455.52	3/16	488.93
1/4	336.42	1/4	364.49	1/4	393.83	1/4	424.50	1/4	456.55	1/4	490.00
5/16	337.28	5/16	365.39	5/16	394.77	5/16	425.49	5/16	457.58	5/16	491.07
3/8	338.14	3/8	366.30	3/8	395.71	3/8	426.47	3/8	458.61	3/8	492.15
7/16	339.01	7/16	367.20	7/16	396.66	7/16	427.46	7/16	459.64	7/16	493.22
1/2	339.87	1/2	368.10	1/2	397.60	1/2	428.44	1/2	460.67	1/2	494.29
9/16	340.73	9/16	369.00	9/16	398.54	9/16	429.43	9/16	461.70	9/16	495.36
5/8	341.60	5/8	369.90	5/8	399.48	5/8	430.42	5/8	462.72	5/8	496.44
11/16	342.46	11/16	370.80	11/16	400.43	11/16	431.40	11/16	463.75	11/16	497.51
3/4	343.32	3/4	371.70	3/4	401.37	3/4	432.39	3/4	464.78	3/4	498.58
13/16	344.19	13/16	372.61	13/16	402.31	13/16	433.37	13/16	465.81	13/16	499.65
7/8	345.05	7/8	373.51	7/8	403.25	7/8	434.36	7/8	466.84	7/8	500.73
15/16	345.91	15/16	374.41	15/16	404.20	15/16	435.34	15/16	467.87	15/16	501.80
3	346.77	5	375.31	7	405.14	9	436.33	11	468.90	1	502.87
1/16	347.66	1/16	376.23	1/16	406.10	1/16	437.33	1/16	469.95	1/16	503.97
1/8	348.54	1/8	377.15	1/8	407.07	1/8	438.34	1/8	471.00	1/8	505.06
3/16	349.42	3/16	378.08	3/16	408.03	3/16	439.35	3/16	472.05	3/16	506.16
1/4	350.30	1/4	379.00	1/4	409.00	1/4	440.35	1/4	473.10	1/4	507.25
5/16	351.18	5/16	379.92	5/16	409.96	5/16	441.36	5/16	474.15	5/16	508.35
3/8	352.07	3/8	380.84	3/8	410.92	3/8	442.37	3/8	475.20	3/8	509.44
7/16	352.95	7/16	381.76	7/16	411.89	7/16	443.38	7/16	476.25	7/16	510.54
1/2	353.83	1/2	382.68	1/2	412.85	1/2	444.38	1/2	477.30	1/2	511.63
9/16	354.71	9/16	383.61	9/16	413.82	9/16	445.39	9/16	478.35	9/16	512.73
5/8	355.59	5/8	384.53	5/8	414.78	5/8	446.40	5/8	479.40	5/8	513.82
11/16	356.48	11/16	385.45	11/16	415.74	11/16	447.40	11/16	480.46	11/16	514.92
3/4	357.36	3/4	386.37	3/4	416.71	3/4	448.41	3/4	481.51	3/4	516.01
13/16	358.24	13/16	387.29	13/16	417.67	13/16	449.42	13/16	482.56	13/16	517.11
7/8	359.12	7/8	388.21	7/8	418.63	7/8	450.42	7/8	483.61	7/8	518.20
15/16	360.00	15/16	389.14	15/16	419.60	15/16	451.43	15/16	484.66	15/16	519.30

This chart is Certified for Tank: 6 only. No changes are permissible without the written consent of GAUGE POINT CALIBRATION.

For calibration specification information, see certificate on page 1.

Tank No: 6
GAUGE POINT CALIBRATION
1-800-205-TANK

Red Hill, Pearl Harbor, HI

Issue Date: 12/22/2006

Capacities given in barrels of 42 U.S. gallons.

Gauge Height: 257'-07 7/8"

in/in	4 FT	in/in	4 FT	in/in	4 FT	in/in	4 FT	in/in	4 FT	in/in	5 FT
2	520.39	4	556.50	6	594.06	8	633.08	10	673.61	0	715.67
1/16	521.51	1/16	557.67	1/16	595.26	1/16	634.34	1/16	674.91	1/16	717.02
1/8	522.63	1/8	558.83	1/8	596.47	1/8	635.59	1/8	676.21	1/8	718.37
3/16	523.75	3/16	559.99	3/16	597.68	3/16	636.85	3/16	677.52	3/16	719.72
1/4	524.86	1/4	561.15	1/4	598.89	1/4	638.10	1/4	678.82	1/4	721.07
5/16	525.98	5/16	562.31	5/16	600.10	5/16	639.36	5/16	680.12	5/16	722.42
3/8	527.10	3/8	563.48	3/8	601.30	3/8	640.61	3/8	681.42	3/8	723.77
7/16	528.22	7/16	564.64	7/16	602.51	7/16	641.87	7/16	682.73	7/16	725.12
1/2	529.33	1/2	565.80	1/2	603.72	1/2	643.12	1/2	684.03	1/2	726.47
9/16	530.45	9/16	566.96	9/16	604.93	9/16	644.37	9/16	685.33	9/16	727.82
5/8	531.57	5/8	568.12	5/8	606.14	5/8	645.63	5/8	686.63	5/8	729.17
11/16	532.68	11/16	569.29	11/16	607.34	11/16	646.88	11/16	687.93	11/16	730.52
3/4	533.80	3/4	570.45	3/4	608.55	3/4	648.14	3/4	689.24	3/4	731.87
13/16	534.92	13/16	571.61	13/16	609.76	13/16	649.39	13/16	690.54	13/16	733.23
7/8	536.04	7/8	572.77	7/8	610.97	7/8	650.65	7/8	691.84	7/8	734.58
15/16	537.15	15/16	573.94	15/16	612.18	15/16	651.90	15/16	693.14	15/16	735.93
3	538.27	5	575.10	7	613.38	9	653.16	11	694.45	1	737.28
1/16	539.41	1/16	576.28	1/16	614.61	1/16	654.44	1/16	695.77	1/16	738.65
1/8	540.55	1/8	577.47	1/8	615.85	1/8	655.71	1/8	697.10	1/8	740.03
3/16	541.69	3/16	578.65	3/16	617.08	3/16	656.99	3/16	698.42	3/16	741.40
1/4	542.83	1/4	579.84	1/4	618.31	1/4	658.27	1/4	699.75	1/4	742.78
5/16	543.97	5/16	581.02	5/16	619.54	5/16	659.55	5/16	701.08	5/16	744.15
3/8	545.11	3/8	582.21	3/8	620.77	3/8	660.83	3/8	702.40	3/8	745.53
7/16	546.25	7/16	583.39	7/16	622.00	7/16	662.10	7/16	703.73	7/16	746.90
1/2	547.39	1/2	584.58	1/2	623.23	1/2	663.38	1/2	705.06	1/2	748.28
9/16	548.53	9/16	585.76	9/16	624.46	9/16	664.66	9/16	706.38	9/16	749.65
5/8	549.67	5/8	586.95	5/8	625.70	5/8	665.94	5/8	707.71	5/8	751.03
11/16	550.81	11/16	588.13	11/16	626.93	11/16	667.22	11/16	709.03	11/16	752.40
3/4	551.95	3/4	589.32	3/4	628.16	3/4	668.50	3/4	710.36	3/4	753.78
13/16	553.08	13/16	590.50	13/16	629.39	13/16	669.77	13/16	711.69	13/16	755.16
7/8	554.22	7/8	591.69	7/8	630.62	7/8	671.05	7/8	713.01	7/8	756.53
15/16	555.36	15/16	592.87	15/16	631.85	15/16	672.33	15/16	714.34	15/16	757.91

This chart is Certified for Tank: 6 only. No changes are permissible without the written consent of GAUGE POINT CALIBRATION.

For calibration specification information, see certificate on page 1.

Tank No: 6
GAUGE POINT CALIBRATION
1-800-205-TANK

Red Hill, Pearl Harbor, HI

Issue Date: 12/22/2006

Capacities given in barrels of 42 U.S. gallons.

Gauge Height: 257'-07 7/8"

in/in	5 FT	in/in	5 FT	in/in	5 FT	in/in	5 FT	in/in	5 FT	in/in	6 FT
2	759.28	4	804.48	6	851.30	8	899.75	10	949.88	0	1,001.71
1/16	760.68	1/16	805.93	1/16	852.80	1/16	901.31	1/16	951.49	1/16	1,003.37
1/8	762.08	1/8	807.38	1/8	854.30	1/8	902.86	1/8	953.10	1/8	1,005.03
3/16	763.48	3/16	808.83	3/16	855.80	3/16	904.41	3/16	954.70	3/16	1,006.69
1/4	764.88	1/4	810.28	1/4	857.30	1/4	905.97	1/4	956.31	1/4	1,008.35
5/16	766.28	5/16	811.73	5/16	858.80	5/16	907.52	5/16	957.91	5/16	1,010.01
3/8	767.68	3/8	813.18	3/8	860.31	3/8	909.07	3/8	959.52	3/8	1,011.67
7/16	769.08	7/16	814.63	7/16	861.81	7/16	910.63	7/16	961.13	7/16	1,013.33
1/2	770.48	1/2	816.08	1/2	863.31	1/2	912.18	1/2	962.73	1/2	1,014.99
9/16	771.88	9/16	817.53	9/16	864.81	9/16	913.74	9/16	964.34	9/16	1,016.65
5/8	773.28	5/8	818.98	5/8	866.31	5/8	915.29	5/8	965.95	5/8	1,018.31
11/16	774.68	11/16	820.43	11/16	867.81	11/16	916.84	11/16	967.55	11/16	1,019.97
3/4	776.08	3/4	821.88	3/4	869.31	3/4	918.40	3/4	969.16	3/4	1,021.63
13/16	777.48	13/16	823.34	13/16	870.81	13/16	919.95	13/16	970.76	13/16	1,023.29
7/8	778.88	7/8	824.79	7/8	872.32	7/8	921.50	7/8	972.37	7/8	1,024.95
15/16	780.28	15/16	826.24	15/16	873.82	15/16	923.06	15/16	973.98	15/16	1,026.61
3	781.68	5	827.69	7	875.32	9	924.61	11	975.58	1	1,028.27
1/16	783.11	1/16	829.16	1/16	876.85	1/16	926.19	1/16	977.22	1/16	1,029.96
1/8	784.53	1/8	830.64	1/8	878.37	1/8	927.77	1/8	978.85	1/8	1,031.65
3/16	785.96	3/16	832.11	3/16	879.90	3/16	929.35	3/16	980.48	3/16	1,033.33
1/4	787.38	1/4	833.59	1/4	881.43	1/4	930.93	1/4	982.12	1/4	1,035.02
5/16	788.81	5/16	835.06	5/16	882.95	5/16	932.51	5/16	983.75	5/16	1,036.71
3/8	790.23	3/8	836.54	3/8	884.48	3/8	934.09	3/8	985.38	3/8	1,038.40
7/16	791.66	7/16	838.02	7/16	886.01	7/16	935.67	7/16	987.01	7/16	1,040.08
1/2	793.08	1/2	839.49	1/2	887.54	1/2	937.25	1/2	988.65	1/2	1,041.77
9/16	794.51	9/16	840.97	9/16	889.06	9/16	938.83	9/16	990.28	9/16	1,043.46
5/8	795.93	5/8	842.44	5/8	890.59	5/8	940.41	5/8	991.91	5/8	1,045.14
11/16	797.36	11/16	843.92	11/16	892.12	11/16	941.99	11/16	993.55	11/16	1,046.83
3/4	798.78	3/4	845.39	3/4	893.65	3/4	943.56	3/4	995.18	3/4	1,048.52
13/16	800.21	13/16	846.87	13/16	895.17	13/16	945.14	13/16	996.81	13/16	1,050.21
7/8	801.63	7/8	848.35	7/8	896.70	7/8	946.72	7/8	998.45	7/8	1,051.89
15/16	803.06	15/16	849.82	15/16	898.23	15/16	948.30	15/16	1,000.08	15/16	1,053.58

This chart is Certified for Tank: 6 only. No changes are permissible without the written consent of GAUGE POINT CALIBRATION.

For calibration specification information, see certificate on page 1.

Tank No: 6
GAUGE POINT CALIBRATION
1-800-205-TANK

Red Hill, Pearl Harbor, HI

Issue Date: 12/22/2006

Capacities given in barrels of 42 U.S. gallons.

Gauge Height: 257'-07 7/8"

in/in	6 FT	in/in	6 FT	in/in	6 FT	in/in	6 FT	in/in	6 FT	in/in	7 FT
2	1,055.27	4	1,110.58	6	1,167.68	8	1,226.59	10	1,287.34	0	1,349.96
1/16	1,056.98	1/16	1,112.35	1/16	1,169.50	1/16	1,228.47	1/16	1,289.28	1/16	1,351.96
1/8	1,058.70	1/8	1,114.12	1/8	1,171.33	1/8	1,230.35	1/8	1,291.22	1/8	1,353.96
3/16	1,060.41	3/16	1,115.89	3/16	1,173.16	3/16	1,232.24	3/16	1,293.16	3/16	1,355.96
1/4	1,062.13	1/4	1,117.66	1/4	1,174.98	1/4	1,234.12	1/4	1,295.11	1/4	1,357.96
5/16	1,063.84	5/16	1,119.43	5/16	1,176.81	5/16	1,236.01	5/16	1,297.05	5/16	1,359.96
3/8	1,065.56	3/8	1,121.20	3/8	1,178.64	3/8	1,237.89	3/8	1,298.99	3/8	1,361.96
7/16	1,067.27	7/16	1,122.97	7/16	1,180.46	7/16	1,239.77	7/16	1,300.93	7/16	1,363.97
1/2	1,068.99	1/2	1,124.74	1/2	1,182.29	1/2	1,241.66	1/2	1,302.87	1/2	1,365.97
9/16	1,070.70	9/16	1,126.51	9/16	1,184.12	9/16	1,243.54	9/16	1,304.82	9/16	1,367.97
5/8	1,072.41	5/8	1,128.28	5/8	1,185.94	5/8	1,245.43	5/8	1,306.76	5/8	1,369.97
11/16	1,074.13	11/16	1,130.05	11/16	1,187.77	11/16	1,247.31	11/16	1,308.70	11/16	1,371.97
3/4	1,075.84	3/4	1,131.82	3/4	1,189.60	3/4	1,249.19	3/4	1,310.64	3/4	1,373.97
13/16	1,077.56	13/16	1,133.59	13/16	1,191.42	13/16	1,251.08	13/16	1,312.58	13/16	1,375.97
7/8	1,079.27	7/8	1,135.36	7/8	1,193.25	7/8	1,252.96	7/8	1,314.53	7/8	1,377.97
15/16	1,080.99	15/16	1,137.13	15/16	1,195.08	15/16	1,254.85	15/16	1,316.47	15/16	1,379.97
3	1,082.70	5	1,138.90	7	1,196.90	9	1,256.73	11	1,318.41	1	1,381.98
1/16	1,084.45	1/16	1,140.70	1/16	1,198.76	1/16	1,258.64	1/16	1,320.38	1/16	1,384.01
1/8	1,086.19	1/8	1,142.50	1/8	1,200.61	1/8	1,260.56	1/8	1,322.35	1/8	1,386.04
3/16	1,087.93	3/16	1,144.30	3/16	1,202.47	3/16	1,262.47	3/16	1,324.33	3/16	1,388.07
1/4	1,089.67	1/4	1,146.10	1/4	1,204.32	1/4	1,264.38	1/4	1,326.30	1/4	1,390.10
5/16	1,091.41	5/16	1,147.90	5/16	1,206.18	5/16	1,266.29	5/16	1,328.27	5/16	1,392.13
3/8	1,093.16	3/8	1,149.69	3/8	1,208.03	3/8	1,268.21	3/8	1,330.24	3/8	1,394.16
7/16	1,094.90	7/16	1,151.49	7/16	1,209.89	7/16	1,270.12	7/16	1,332.21	7/16	1,396.19
1/2	1,096.64	1/2	1,153.29	1/2	1,211.74	1/2	1,272.03	1/2	1,334.18	1/2	1,398.23
9/16	1,098.38	9/16	1,155.09	9/16	1,213.60	9/16	1,273.95	9/16	1,336.16	9/16	1,400.26
5/8	1,100.13	5/8	1,156.89	5/8	1,215.46	5/8	1,275.86	5/8	1,338.13	5/8	1,402.29
11/16	1,101.87	11/16	1,158.69	11/16	1,217.31	11/16	1,277.77	11/16	1,340.10	11/16	1,404.32
3/4	1,103.61	3/4	1,160.48	3/4	1,219.17	3/4	1,279.68	3/4	1,342.07	3/4	1,406.35
13/16	1,105.35	13/16	1,162.28	13/16	1,221.02	13/16	1,281.60	13/16	1,344.04	13/16	1,408.38
7/8	1,107.10	7/8	1,164.08	7/8	1,222.88	7/8	1,283.51	7/8	1,346.01	7/8	1,410.41
15/16	1,108.84	15/16	1,165.88	15/16	1,224.73	15/16	1,285.42	15/16	1,347.98	15/16	1,412.44

This chart is Certified for Tank: 6 only. No changes are permissible without the written consent of GAUGE POINT CALIBRATION.

For calibration specification information, see certificate on page 1.

Tank No: 6
GAUGE POINT CALIBRATION
1-800-205-TANK

Red Hill, Pearl Harbor, HI

Issue Date: 12/22/2006

Capacities given in barrels of 42 U.S. gallons.

Gauge Height: 257'-07 7/8"

in/in	7 FT	in/in	7 FT	in/in	7 FT	in/in	7 FT	in/in	7 FT	in/in	8 FT
2	1,414.47	4	1,481.52	6	1,552.98	8	1,629.80	10	1,712.62	0	1,801.88
1/16	1,416.54	1/16	1,483.71	1/16	1,555.33	1/16	1,632.33	1/16	1,715.35	1/16	1,804.83
1/8	1,418.60	1/8	1,485.90	1/8	1,557.68	1/8	1,634.87	1/8	1,718.08	1/8	1,807.78
3/16	1,420.66	3/16	1,488.09	3/16	1,560.03	3/16	1,637.40	3/16	1,720.82	3/16	1,810.74
1/4	1,422.72	1/4	1,490.28	1/4	1,562.38	1/4	1,639.94	1/4	1,723.55	1/4	1,813.69
5/16	1,424.78	5/16	1,492.47	5/16	1,564.73	5/16	1,642.47	5/16	1,726.28	5/16	1,816.64
3/8	1,426.84	3/8	1,494.66	3/8	1,567.09	3/8	1,645.01	3/8	1,729.02	3/8	1,819.59
7/16	1,428.90	7/16	1,496.85	7/16	1,569.44	7/16	1,647.54	7/16	1,731.75	7/16	1,822.54
1/2	1,430.96	1/2	1,499.04	1/2	1,571.79	1/2	1,650.08	1/2	1,734.48	1/2	1,825.49
9/16	1,433.02	9/16	1,501.23	9/16	1,574.14	9/16	1,652.61	9/16	1,737.21	9/16	1,828.44
5/8	1,435.09	5/8	1,503.42	5/8	1,576.49	5/8	1,655.15	5/8	1,739.95	5/8	1,831.40
11/16	1,437.15	11/16	1,505.61	11/16	1,578.84	11/16	1,657.68	11/16	1,742.68	11/16	1,834.35
3/4	1,439.21	3/4	1,507.79	3/4	1,581.19	3/4	1,660.21	3/4	1,745.41	3/4	1,837.30
13/16	1,441.27	13/16	1,509.98	13/16	1,583.55	13/16	1,662.75	13/16	1,748.15	13/16	1,840.25
7/8	1,443.33	7/8	1,512.17	7/8	1,585.90	7/8	1,665.28	7/8	1,750.88	7/8	1,843.20
15/16	1,445.39	15/16	1,514.36	15/16	1,588.25	15/16	1,667.82	15/16	1,753.61	15/16	1,846.15
3	1,447.45	5	1,516.55	7	1,590.60	9	1,670.35	11	1,756.35	1	1,849.10
1/16	1,449.58	1/16	1,518.83	1/16	1,593.05	1/16	1,672.99	1/16	1,759.19	1/16	1,852.15
1/8	1,451.71	1/8	1,521.11	1/8	1,595.50	1/8	1,675.64	1/8	1,762.04	1/8	1,855.20
3/16	1,453.84	3/16	1,523.38	3/16	1,597.95	3/16	1,678.28	3/16	1,764.89	3/16	1,858.25
1/4	1,455.97	1/4	1,525.66	1/4	1,600.40	1/4	1,680.92	1/4	1,767.73	1/4	1,861.30
5/16	1,458.10	5/16	1,527.94	5/16	1,602.85	5/16	1,683.56	5/16	1,770.58	5/16	1,864.35
3/8	1,460.23	3/8	1,530.21	3/8	1,605.30	3/8	1,686.20	3/8	1,773.42	3/8	1,867.40
7/16	1,462.36	7/16	1,532.49	7/16	1,607.75	7/16	1,688.84	7/16	1,776.27	7/16	1,870.45
1/2	1,464.49	1/2	1,534.77	1/2	1,610.20	1/2	1,691.48	1/2	1,779.11	1/2	1,873.50
9/16	1,466.62	9/16	1,537.04	9/16	1,612.65	9/16	1,694.13	9/16	1,781.96	9/16	1,876.55
5/8	1,468.74	5/8	1,539.32	5/8	1,615.10	5/8	1,696.77	5/8	1,784.81	5/8	1,879.59
11/16	1,470.87	11/16	1,541.59	11/16	1,617.55	11/16	1,699.41	11/16	1,787.65	11/16	1,882.64
3/4	1,473.00	3/4	1,543.87	3/4	1,620.00	3/4	1,702.05	3/4	1,790.50	3/4	1,885.69
13/16	1,475.13	13/16	1,546.15	13/16	1,622.45	13/16	1,704.69	13/16	1,793.34	13/16	1,888.74
7/8	1,477.26	7/8	1,548.42	7/8	1,624.90	7/8	1,707.33	7/8	1,796.19	7/8	1,891.79
15/16	1,479.39	15/16	1,550.70	15/16	1,627.35	15/16	1,709.97	15/16	1,799.04	15/16	1,894.84

This chart is Certified for Tank: 6 only. No changes are permissible without the written consent of GAUGE POINT CALIBRATION.

For calibration specification information, see certificate on page 1.

Tank No: 6
GAUGE POINT CALIBRATION
1-800-205-TANK

Red Hill, Pearl Harbor, HI

Issue Date: 12/22/2006

Capacities given in barrels of 42 U.S. gallons.

Gauge Height: 257'-07 7/8"

in/in	8 FT	in/in	8 FT	in/in	8 FT	in/in	8 FT	in/in	8 FT	in/in	9 FT
2	1,897.89	4	1,999.64	6	2,107.22	8	2,215.68	10	2,320.03	0	2,420.37
1/16	1,901.02	1/16	2,002.95	1/16	2,110.65	1/16	2,218.98	1/16	2,323.20	1/16	2,423.42
1/8	1,904.15	1/8	2,006.26	1/8	2,114.08	1/8	2,222.27	1/8	2,326.37	1/8	2,426.46
3/16	1,907.28	3/16	2,009.57	3/16	2,117.50	3/16	2,225.57	3/16	2,329.54	3/16	2,429.51
1/4	1,910.41	1/4	2,012.88	1/4	2,120.93	1/4	2,228.87	1/4	2,332.71	1/4	2,432.56
5/16	1,913.54	5/16	2,016.20	5/16	2,124.35	5/16	2,232.16	5/16	2,335.88	5/16	2,435.61
3/8	1,916.67	3/8	2,019.51	3/8	2,127.78	3/8	2,235.46	3/8	2,339.05	3/8	2,438.66
7/16	1,919.80	7/16	2,022.82	7/16	2,131.21	7/16	2,238.76	7/16	2,342.22	7/16	2,441.71
1/2	1,922.93	1/2	2,026.13	1/2	2,134.63	1/2	2,242.06	1/2	2,345.39	1/2	2,444.76
9/16	1,926.06	9/16	2,029.44	9/16	2,138.06	9/16	2,245.35	9/16	2,348.56	9/16	2,447.81
5/8	1,929.19	5/8	2,032.76	5/8	2,141.48	5/8	2,248.65	5/8	2,351.74	5/8	2,450.86
11/16	1,932.32	11/16	2,036.07	11/16	2,144.91	11/16	2,251.95	11/16	2,354.91	11/16	2,453.91
3/4	1,935.45	3/4	2,039.38	3/4	2,148.34	3/4	2,255.25	3/4	2,358.08	3/4	2,456.96
13/16	1,938.58	13/16	2,042.69	13/16	2,151.76	13/16	2,258.54	13/16	2,361.25	13/16	2,460.01
7/8	1,941.70	7/8	2,046.00	7/8	2,155.19	7/8	2,261.84	7/8	2,364.42	7/8	2,463.06
15/16	1,944.83	15/16	2,049.31	15/16	2,158.61	15/16	2,265.14	15/16	2,367.59	15/16	2,466.11
3	1,947.96	5	2,052.63	7	2,162.04	9	2,268.43	11	2,370.76	1	2,469.16
1/16	1,951.19	1/16	2,056.04	1/16	2,165.39	1/16	2,271.66	1/16	2,373.86	1/16	2,472.14
1/8	1,954.42	1/8	2,059.45	1/8	2,168.74	1/8	2,274.88	1/8	2,376.96	1/8	2,475.12
3/16	1,957.65	3/16	2,062.86	3/16	2,172.10	3/16	2,278.11	3/16	2,380.06	3/16	2,478.11
1/4	1,960.88	1/4	2,066.28	1/4	2,175.45	1/4	2,281.33	1/4	2,383.16	1/4	2,481.09
5/16	1,964.11	5/16	2,069.69	5/16	2,178.80	5/16	2,284.56	5/16	2,386.26	5/16	2,484.07
3/8	1,967.34	3/8	2,073.10	3/8	2,182.15	3/8	2,287.78	3/8	2,389.36	3/8	2,487.06
7/16	1,970.57	7/16	2,076.51	7/16	2,185.51	7/16	2,291.01	7/16	2,392.46	7/16	2,490.04
1/2	1,973.80	1/2	2,079.93	1/2	2,188.86	1/2	2,294.23	1/2	2,395.56	1/2	2,493.02
9/16	1,977.03	9/16	2,083.34	9/16	2,192.21	9/16	2,297.46	9/16	2,398.66	9/16	2,496.00
5/8	1,980.26	5/8	2,086.75	5/8	2,195.56	5/8	2,300.68	5/8	2,401.76	5/8	2,498.99
11/16	1,983.49	11/16	2,090.16	11/16	2,198.92	11/16	2,303.90	11/16	2,404.86	11/16	2,501.97
3/4	1,986.72	3/4	2,093.58	3/4	2,202.27	3/4	2,307.13	3/4	2,407.96	3/4	2,504.95
13/16	1,989.95	13/16	2,096.99	13/16	2,205.62	13/16	2,310.35	13/16	2,411.06	13/16	2,507.94
7/8	1,993.18	7/8	2,100.40	7/8	2,208.97	7/8	2,313.58	7/8	2,414.16	7/8	2,510.92
15/16	1,996.41	15/16	2,103.81	15/16	2,212.33	15/16	2,316.80	15/16	2,417.27	15/16	2,513.90

This chart is Certified for Tank: 6 only. No changes are permissible without the written consent of GAUGE POINT CALIBRATION.

For calibration specification information, see certificate on page 1.

Tank No: 6
GAUGE POINT CALIBRATION
1-800-205-TANK

Red Hill, Pearl Harbor, HI

Issue Date: 12/22/2006

Capacities given in barrels of 42 U.S. gallons.

Gauge Height: 257'-07 7/8"

in/in	9 FT	in/in	9 FT	in/in	9 FT	in/in	9 FT	in/in	9 FT	in/in	10 FT
2	2,516.88	4	2,609.88	6	2,699.78	8	2,787.19	10	2,873.05	0	2,959.21
1/16	2,519.82	1/16	2,612.72	1/16	2,702.53	1/16	2,789.89	1/16	2,875.74	1/16	2,961.92
1/8	2,522.76	1/8	2,615.55	1/8	2,705.29	1/8	2,792.58	1/8	2,878.42	1/8	2,964.64
3/16	2,525.69	3/16	2,618.39	3/16	2,708.04	3/16	2,795.28	3/16	2,881.11	3/16	2,967.35
1/4	2,528.63	1/4	2,621.22	1/4	2,710.79	1/4	2,797.97	1/4	2,883.79	1/4	2,970.06
5/16	2,531.57	5/16	2,624.06	5/16	2,713.54	5/16	2,800.67	5/16	2,886.48	5/16	2,972.78
3/8	2,534.50	3/8	2,626.90	3/8	2,716.30	3/8	2,803.36	3/8	2,889.16	3/8	2,975.49
7/16	2,537.44	7/16	2,629.73	7/16	2,719.05	7/16	2,806.06	7/16	2,891.85	7/16	2,978.20
1/2	2,540.38	1/2	2,632.57	1/2	2,721.80	1/2	2,808.75	1/2	2,894.53	1/2	2,980.92
9/16	2,543.31	9/16	2,635.40	9/16	2,724.55	9/16	2,811.45	9/16	2,897.22	9/16	2,983.63
5/8	2,546.25	5/8	2,638.24	5/8	2,727.31	5/8	2,814.14	5/8	2,899.90	5/8	2,986.34
11/16	2,549.19	11/16	2,641.08	11/16	2,730.06	11/16	2,816.84	11/16	2,902.59	11/16	2,989.05
3/4	2,552.12	3/4	2,643.91	3/4	2,732.81	3/4	2,819.53	3/4	2,905.28	3/4	2,991.77
13/16	2,555.06	13/16	2,646.75	13/16	2,735.57	13/16	2,822.23	13/16	2,907.96	13/16	2,994.48
7/8	2,558.00	7/8	2,649.58	7/8	2,738.32	7/8	2,824.92	7/8	2,910.65	7/8	2,997.19
15/16	2,560.93	15/16	2,652.42	15/16	2,741.07	15/16	2,827.62	15/16	2,913.33	15/16	2,999.91
3	2,563.87	5	2,655.26	7	2,743.82	9	2,830.31	11	2,916.02	1	3,002.62
1/16	2,566.75	1/16	2,658.04	1/16	2,746.53	1/16	2,832.98	1/16	2,918.72	1/16	3,005.35
1/8	2,569.62	1/8	2,660.82	1/8	2,749.24	1/8	2,835.65	1/8	2,921.42	1/8	3,008.08
3/16	2,572.50	3/16	2,663.60	3/16	2,751.96	3/16	2,838.32	3/16	2,924.12	3/16	3,010.80
1/4	2,575.37	1/4	2,666.39	1/4	2,754.67	1/4	2,841.00	1/4	2,926.81	1/4	3,013.53
5/16	2,578.25	5/16	2,669.17	5/16	2,757.38	5/16	2,843.67	5/16	2,929.51	5/16	3,016.26
3/8	2,581.12	3/8	2,671.95	3/8	2,760.09	3/8	2,846.34	3/8	2,932.21	3/8	3,018.99
7/16	2,584.00	7/16	2,674.74	7/16	2,762.80	7/16	2,849.01	7/16	2,934.91	7/16	3,021.72
1/2	2,586.88	1/2	2,677.52	1/2	2,765.51	1/2	2,851.68	1/2	2,937.61	1/2	3,024.44
9/16	2,589.75	9/16	2,680.30	9/16	2,768.22	9/16	2,854.35	9/16	2,940.31	9/16	3,027.17
5/8	2,592.63	5/8	2,683.08	5/8	2,770.93	5/8	2,857.02	5/8	2,943.01	5/8	3,029.90
11/16	2,595.50	11/16	2,685.87	11/16	2,773.64	11/16	2,859.69	11/16	2,945.71	11/16	3,032.63
3/4	2,598.38	3/4	2,688.65	3/4	2,776.35	3/4	2,862.37	3/4	2,948.41	3/4	3,035.36
13/16	2,601.25	13/16	2,691.43	13/16	2,779.06	13/16	2,865.04	13/16	2,951.11	13/16	3,038.08
7/8	2,604.13	7/8	2,694.21	7/8	2,781.77	7/8	2,867.71	7/8	2,953.81	7/8	3,040.81
15/16	2,607.00	15/16	2,697.00	15/16	2,784.48	15/16	2,870.38	15/16	2,956.51	15/16	3,043.54

This chart is Certified for Tank: 6 only. No changes are permissible without the written consent of GAUGE POINT CALIBRATION.

For calibration specification information, see certificate on page 1.

Tank No: 6
GAUGE POINT CALIBRATION
1-800-205-TANK

Red Hill, Pearl Harbor, HI

Issue Date: 12/22/2006

Capacities given in barrels of 42 U.S. gallons.

Gauge Height: 257'-07 7/8"

in/in	10 FT	in/in	10 FT	in/in	10 FT	in/in	10 FT	in/in	10 FT	in/in	11 FT
2	3,046.27	4	3,134.25	6	3,223.15	8	3,312.98	10	3,403.73	0	3,495.42
1/16	3,049.01	1/16	3,137.02	1/16	3,225.95	1/16	3,315.81	1/16	3,406.59	1/16	3,498.31
1/8	3,051.75	1/8	3,139.79	1/8	3,228.75	1/8	3,318.64	1/8	3,409.45	1/8	3,501.19
3/16	3,054.50	3/16	3,142.56	3/16	3,231.55	3/16	3,321.46	3/16	3,412.31	3/16	3,504.08
1/4	3,057.24	1/4	3,145.34	1/4	3,234.35	1/4	3,324.29	1/4	3,415.16	1/4	3,506.97
5/16	3,059.98	5/16	3,148.11	5/16	3,237.15	5/16	3,327.12	5/16	3,418.02	5/16	3,509.86
3/8	3,062.72	3/8	3,150.88	3/8	3,239.95	3/8	3,329.95	3/8	3,420.88	3/8	3,512.74
7/16	3,065.46	7/16	3,153.65	7/16	3,242.75	7/16	3,332.78	7/16	3,423.74	7/16	3,515.63
1/2	3,068.21	1/2	3,156.42	1/2	3,245.55	1/2	3,335.61	1/2	3,426.60	1/2	3,518.52
9/16	3,070.95	9/16	3,159.19	9/16	3,248.35	9/16	3,338.44	9/16	3,429.45	9/16	3,521.40
5/8	3,073.69	5/8	3,161.96	5/8	3,251.15	5/8	3,341.27	5/8	3,432.31	5/8	3,524.29
11/16	3,076.43	11/16	3,164.73	11/16	3,253.95	11/16	3,344.10	11/16	3,435.17	11/16	3,527.18
3/4	3,079.18	3/4	3,167.50	3/4	3,256.75	3/4	3,346.92	3/4	3,438.03	3/4	3,530.07
13/16	3,081.92	13/16	3,170.27	13/16	3,259.55	13/16	3,349.75	13/16	3,440.89	13/16	3,532.95
7/8	3,084.66	7/8	3,173.05	7/8	3,262.35	7/8	3,352.58	7/8	3,443.74	7/8	3,535.84
15/16	3,087.40	15/16	3,175.82	15/16	3,265.15	15/16	3,355.41	15/16	3,446.60	15/16	3,538.73
3	3,090.15	5	3,178.59	7	3,267.95	9	3,358.24	11	3,449.46	1	3,541.61
1/16	3,092.90	1/16	3,181.37	1/16	3,270.76	1/16	3,361.08	1/16	3,452.33	1/16	3,544.52
1/8	3,095.66	1/8	3,184.16	1/8	3,273.58	1/8	3,363.93	1/8	3,455.20	1/8	3,547.42
3/16	3,098.42	3/16	3,186.94	3/16	3,276.39	3/16	3,366.77	3/16	3,458.08	3/16	3,550.32
1/4	3,101.17	1/4	3,189.73	1/4	3,279.21	1/4	3,369.61	1/4	3,460.95	1/4	3,553.22
5/16	3,103.93	5/16	3,192.51	5/16	3,282.02	5/16	3,372.46	5/16	3,463.82	5/16	3,556.12
3/8	3,106.69	3/8	3,195.30	3/8	3,284.84	3/8	3,375.30	3/8	3,466.69	3/8	3,559.03
7/16	3,109.44	7/16	3,198.08	7/16	3,287.65	7/16	3,378.14	7/16	3,469.57	7/16	3,561.93
1/2	3,112.20	1/2	3,200.87	1/2	3,290.46	1/2	3,380.99	1/2	3,472.44	1/2	3,564.83
9/16	3,114.96	9/16	3,203.66	9/16	3,293.28	9/16	3,383.83	9/16	3,475.31	9/16	3,567.73
5/8	3,117.71	5/8	3,206.44	5/8	3,296.09	5/8	3,386.67	5/8	3,478.18	5/8	3,570.63
11/16	3,120.47	11/16	3,209.23	11/16	3,298.91	11/16	3,389.52	11/16	3,481.06	11/16	3,573.54
3/4	3,123.23	3/4	3,212.01	3/4	3,301.72	3/4	3,392.36	3/4	3,483.93	3/4	3,576.44
13/16	3,125.98	13/16	3,214.80	13/16	3,304.54	13/16	3,395.20	13/16	3,486.80	13/16	3,579.34
7/8	3,128.74	7/8	3,217.58	7/8	3,307.35	7/8	3,398.05	7/8	3,489.67	7/8	3,582.24
15/16	3,131.49	15/16	3,220.37	15/16	3,310.16	15/16	3,400.89	15/16	3,492.55	15/16	3,585.14

This chart is Certified for Tank: 6 only. No changes are permissible without the written consent of GAUGE POINT CALIBRATION.

For calibration specification information, see certificate on page 1.

Tank No: 6
GAUGE POINT CALIBRATION
1-800-205-TANK

Red Hill, Pearl Harbor, HI

Issue Date: 12/22/2006

Capacities given in barrels of 42 U.S. gallons.

Gauge Height: 257'-07 7/8"

in/in	11 FT	in/in	11 FT	in/in	11 FT	in/in	11 FT	in/in	11 FT	in/in	12 FT
2	3,588.04	4	3,681.61	6	3,776.13	8	3,871.60	10	3,968.02	0	4,065.41
1/16	3,590.96	1/16	3,684.56	1/16	3,779.10	1/16	3,874.60	1/16	3,971.06	1/16	4,068.48
1/8	3,593.88	1/8	3,687.51	1/8	3,782.08	1/8	3,877.61	1/8	3,974.09	1/8	4,071.54
3/16	3,596.79	3/16	3,690.45	3/16	3,785.06	3/16	3,880.61	3/16	3,977.13	3/16	4,074.61
1/4	3,599.71	1/4	3,693.40	1/4	3,788.03	1/4	3,883.62	1/4	3,980.17	1/4	4,077.67
5/16	3,602.63	5/16	3,696.34	5/16	3,791.01	5/16	3,886.63	5/16	3,983.20	5/16	4,080.74
3/8	3,605.54	3/8	3,699.29	3/8	3,793.98	3/8	3,889.63	3/8	3,986.24	3/8	4,083.81
7/16	3,608.46	7/16	3,702.24	7/16	3,796.96	7/16	3,892.64	7/16	3,989.27	7/16	4,086.87
1/2	3,611.38	1/2	3,705.18	1/2	3,799.94	1/2	3,895.64	1/2	3,992.31	1/2	4,089.94
9/16	3,614.29	9/16	3,708.13	9/16	3,802.91	9/16	3,898.65	9/16	3,995.34	9/16	4,093.00
5/8	3,617.21	5/8	3,711.07	5/8	3,805.89	5/8	3,901.65	5/8	3,998.38	5/8	4,096.07
11/16	3,620.13	11/16	3,714.02	11/16	3,808.86	11/16	3,904.66	11/16	4,001.42	11/16	4,099.13
3/4	3,623.04	3/4	3,716.97	3/4	3,811.84	3/4	3,907.67	3/4	4,004.45	3/4	4,102.20
13/16	3,625.96	13/16	3,719.91	13/16	3,814.82	13/16	3,910.67	13/16	4,007.49	13/16	4,105.27
7/8	3,628.88	7/8	3,722.86	7/8	3,817.79	7/8	3,913.68	7/8	4,010.52	7/8	4,108.33
15/16	3,631.79	15/16	3,725.81	15/16	3,820.77	15/16	3,916.68	15/16	4,013.56	15/16	4,111.40
3	3,634.71	5	3,728.75	7	3,823.74	9	3,919.69	11	4,016.60	1	4,114.46
1/16	3,637.64	1/16	3,731.71	1/16	3,826.73	1/16	3,922.71	1/16	4,019.65	1/16	4,117.55
1/8	3,640.57	1/8	3,734.67	1/8	3,829.73	1/8	3,925.73	1/8	4,022.70	1/8	4,120.63
3/16	3,643.50	3/16	3,737.64	3/16	3,832.72	3/16	3,928.75	3/16	4,025.75	3/16	4,123.71
1/4	3,646.44	1/4	3,740.60	1/4	3,835.71	1/4	3,931.77	1/4	4,028.80	1/4	4,126.79
5/16	3,649.37	5/16	3,743.56	5/16	3,838.70	5/16	3,934.79	5/16	4,031.85	5/16	4,129.87
3/8	3,652.30	3/8	3,746.52	3/8	3,841.69	3/8	3,937.81	3/8	4,034.90	3/8	4,132.95
7/16	3,655.23	7/16	3,749.48	7/16	3,844.68	7/16	3,940.83	7/16	4,037.95	7/16	4,136.03
1/2	3,658.16	1/2	3,752.44	1/2	3,847.67	1/2	3,943.86	1/2	4,041.00	1/2	4,139.11
9/16	3,661.09	9/16	3,755.40	9/16	3,850.66	9/16	3,946.88	9/16	4,044.05	9/16	4,142.20
5/8	3,664.02	5/8	3,758.36	5/8	3,853.65	5/8	3,949.90	5/8	4,047.10	5/8	4,145.28
11/16	3,666.96	11/16	3,761.32	11/16	3,856.64	11/16	3,952.92	11/16	4,050.15	11/16	4,148.36
3/4	3,669.89	3/4	3,764.28	3/4	3,859.63	3/4	3,955.94	3/4	4,053.21	3/4	4,151.44
13/16	3,672.82	13/16	3,767.25	13/16	3,862.62	13/16	3,958.96	13/16	4,056.26	13/16	4,154.52
7/8	3,675.75	7/8	3,770.21	7/8	3,865.62	7/8	3,961.98	7/8	4,059.31	7/8	4,157.60
15/16	3,678.68	15/16	3,773.17	15/16	3,868.61	15/16	3,965.00	15/16	4,062.36	15/16	4,160.68

This chart is Certified for Tank: 6 only. No changes are permissible without the written consent of GAUGE POINT CALIBRATION.

For calibration specification information, see certificate on page 1.

Tank No: 6
GAUGE POINT CALIBRATION
1-800-205-TANK

Red Hill, Pearl Harbor, HI

Issue Date: 12/22/2006

Capacities given in barrels of 42 U.S. gallons.

Gauge Height: 257'-07 7/8"

in/in	12 FT	in/in	12 FT	in/in	12 FT	in/in	12 FT	in/in	12 FT	in/in	13 FT
2	4,163.76	4	4,263.09	6	4,363.39	8	4,464.67	10	4,566.94	0	4,670.20
1/16	4,166.86	1/16	4,266.22	1/16	4,366.55	1/16	4,467.86	1/16	4,570.16	1/16	4,673.45
1/8	4,169.96	1/8	4,269.34	1/8	4,369.70	1/8	4,471.05	1/8	4,573.38	1/8	4,676.70
3/16	4,173.05	3/16	4,272.47	3/16	4,372.86	3/16	4,474.24	3/16	4,576.60	3/16	4,679.95
1/4	4,176.15	1/4	4,275.60	1/4	4,376.02	1/4	4,477.43	1/4	4,579.82	1/4	4,683.20
5/16	4,179.24	5/16	4,278.72	5/16	4,379.18	5/16	4,480.61	5/16	4,583.04	5/16	4,686.45
3/8	4,182.34	3/8	4,281.85	3/8	4,382.33	3/8	4,483.80	3/8	4,586.26	3/8	4,689.70
7/16	4,185.44	7/16	4,284.98	7/16	4,385.49	7/16	4,486.99	7/16	4,589.47	7/16	4,692.95
1/2	4,188.53	1/2	4,288.10	1/2	4,388.65	1/2	4,490.18	1/2	4,592.69	1/2	4,696.20
9/16	4,191.63	9/16	4,291.23	9/16	4,391.81	9/16	4,493.37	9/16	4,595.91	9/16	4,699.45
5/8	4,194.73	5/8	4,294.36	5/8	4,394.96	5/8	4,496.55	5/8	4,599.13	5/8	4,702.70
11/16	4,197.82	11/16	4,297.48	11/16	4,398.12	11/16	4,499.74	11/16	4,602.35	11/16	4,705.95
3/4	4,200.92	3/4	4,300.61	3/4	4,401.28	3/4	4,502.93	3/4	4,605.57	3/4	4,709.20
13/16	4,204.01	13/16	4,303.74	13/16	4,404.44	13/16	4,506.12	13/16	4,608.79	13/16	4,712.45
7/8	4,207.11	7/8	4,306.86	7/8	4,407.59	7/8	4,509.31	7/8	4,612.01	7/8	4,715.70
15/16	4,210.21	15/16	4,309.99	15/16	4,410.75	15/16	4,512.50	15/16	4,615.23	15/16	4,718.95
3	4,213.30	5	4,313.12	7	4,413.91	9	4,515.68	11	4,618.45	1	4,722.20
1/16	4,216.42	1/16	4,316.26	1/16	4,417.08	1/16	4,518.89	1/16	4,621.68	1/16	4,725.47
1/8	4,219.53	1/8	4,319.40	1/8	4,420.25	1/8	4,522.09	1/8	4,624.92	1/8	4,728.73
3/16	4,222.64	3/16	4,322.54	3/16	4,423.43	3/16	4,525.29	3/16	4,628.15	3/16	4,732.00
1/4	4,225.75	1/4	4,325.69	1/4	4,426.60	1/4	4,528.50	1/4	4,631.38	1/4	4,735.27
5/16	4,228.86	5/16	4,328.83	5/16	4,429.77	5/16	4,531.70	5/16	4,634.62	5/16	4,738.53
3/8	4,231.97	3/8	4,331.97	3/8	4,432.94	3/8	4,534.90	3/8	4,637.85	3/8	4,741.80
7/16	4,235.08	7/16	4,335.11	7/16	4,436.12	7/16	4,538.11	7/16	4,641.09	7/16	4,745.06
1/2	4,238.20	1/2	4,338.25	1/2	4,439.29	1/2	4,541.31	1/2	4,644.32	1/2	4,748.33
9/16	4,241.31	9/16	4,341.40	9/16	4,442.46	9/16	4,544.52	9/16	4,647.56	9/16	4,751.59
5/8	4,244.42	5/8	4,344.54	5/8	4,445.64	5/8	4,547.72	5/8	4,650.79	5/8	4,754.86
11/16	4,247.53	11/16	4,347.68	11/16	4,448.81	11/16	4,550.92	11/16	4,654.03	11/16	4,758.13
3/4	4,250.64	3/4	4,350.82	3/4	4,451.98	3/4	4,554.13	3/4	4,657.26	3/4	4,761.39
13/16	4,253.75	13/16	4,353.96	13/16	4,455.15	13/16	4,557.33	13/16	4,660.50	13/16	4,764.66
7/8	4,256.87	7/8	4,357.11	7/8	4,458.33	7/8	4,560.53	7/8	4,663.73	7/8	4,767.92
15/16	4,259.98	15/16	4,360.25	15/16	4,461.50	15/16	4,563.74	15/16	4,666.97	15/16	4,771.19

This chart is Certified for Tank: 6 only. No changes are permissible without the written consent of GAUGE POINT CALIBRATION.

For calibration specification information, see certificate on page 1.

Tank No: 6
GAUGE POINT CALIBRATION
1-800-205-TANK

Red Hill, Pearl Harbor, HI

Issue Date: 12/22/2006

Capacities given in barrels of 42 U.S. gallons.

Gauge Height: 257'-07 7/8"

in/in	13 FT	in/in	13 FT	in/in	13 FT	in/in	13 FT	in/in	13 FT	in/in	14 FT
2	4,774.45	4	4,879.71	6	4,985.97	8	5,093.24	10	5,201.52	0	5,310.82
1/16	4,777.74	1/16	4,883.02	1/16	4,989.31	1/16	5,096.61	1/16	5,204.93	1/16	5,314.26
1/8	4,781.02	1/8	4,886.33	1/8	4,992.66	1/8	5,099.99	1/8	5,208.34	1/8	5,317.70
3/16	4,784.30	3/16	4,889.65	3/16	4,996.00	3/16	5,103.36	3/16	5,211.74	3/16	5,321.14
1/4	4,787.58	1/4	4,892.96	1/4	4,999.34	1/4	5,106.74	1/4	5,215.15	1/4	5,324.58
5/16	4,790.86	5/16	4,896.27	5/16	5,002.69	5/16	5,110.12	5/16	5,218.56	5/16	5,328.02
3/8	4,794.14	3/8	4,899.58	3/8	5,006.03	3/8	5,113.49	3/8	5,221.97	3/8	5,331.46
7/16	4,797.42	7/16	4,902.90	7/16	5,009.38	7/16	5,116.87	7/16	5,225.37	7/16	5,334.90
1/2	4,800.71	1/2	4,906.21	1/2	5,012.72	1/2	5,120.24	1/2	5,228.78	1/2	5,338.34
9/16	4,803.99	9/16	4,909.52	9/16	5,016.07	9/16	5,123.62	9/16	5,232.19	9/16	5,341.78
5/8	4,807.27	5/8	4,912.84	5/8	5,019.41	5/8	5,127.00	5/8	5,235.60	5/8	5,345.22
11/16	4,810.55	11/16	4,916.15	11/16	5,022.75	11/16	5,130.37	11/16	5,239.01	11/16	5,348.66
3/4	4,813.83	3/4	4,919.46	3/4	5,026.10	3/4	5,133.75	3/4	5,242.41	3/4	5,352.10
13/16	4,817.11	13/16	4,922.77	13/16	5,029.44	13/16	5,137.12	13/16	5,245.82	13/16	5,355.54
7/8	4,820.39	7/8	4,926.09	7/8	5,032.79	7/8	5,140.50	7/8	5,249.23	7/8	5,358.98
15/16	4,823.67	15/16	4,929.40	15/16	5,036.13	15/16	5,143.88	15/16	5,252.64	15/16	5,362.42
3	4,826.96	5	4,932.71	7	5,039.48	9	5,147.25	11	5,256.04	1	5,365.86
1/16	4,830.25	1/16	4,936.04	1/16	5,042.84	1/16	5,150.64	1/16	5,259.47	1/16	5,369.31
1/8	4,833.55	1/8	4,939.37	1/8	5,046.20	1/8	5,154.04	1/8	5,262.89	1/8	5,372.77
3/16	4,836.85	3/16	4,942.70	3/16	5,049.56	3/16	5,157.43	3/16	5,266.31	3/16	5,376.23
1/4	4,840.14	1/4	4,946.03	1/4	5,052.92	1/4	5,160.82	1/4	5,269.74	1/4	5,379.68
5/16	4,843.44	5/16	4,949.35	5/16	5,056.28	5/16	5,164.21	5/16	5,273.16	5/16	5,383.14
3/8	4,846.74	3/8	4,952.68	3/8	5,059.64	3/8	5,167.60	3/8	5,276.59	3/8	5,386.59
7/16	4,850.04	7/16	4,956.01	7/16	5,063.00	7/16	5,170.99	7/16	5,280.01	7/16	5,390.05
1/2	4,853.33	1/2	4,959.34	1/2	5,066.36	1/2	5,174.39	1/2	5,283.43	1/2	5,393.50
9/16	4,856.63	9/16	4,962.67	9/16	5,069.72	9/16	5,177.78	9/16	5,286.86	9/16	5,396.96
5/8	4,859.93	5/8	4,966.00	5/8	5,073.08	5/8	5,181.17	5/8	5,290.28	5/8	5,400.42
11/16	4,863.22	11/16	4,969.33	11/16	5,076.44	11/16	5,184.56	11/16	5,293.70	11/16	5,403.87
3/4	4,866.52	3/4	4,972.65	3/4	5,079.80	3/4	5,187.95	3/4	5,297.13	3/4	5,407.33
13/16	4,869.82	13/16	4,975.98	13/16	5,083.16	13/16	5,191.34	13/16	5,300.55	13/16	5,410.78
7/8	4,873.11	7/8	4,979.31	7/8	5,086.52	7/8	5,194.74	7/8	5,303.98	7/8	5,414.24
15/16	4,876.41	15/16	4,982.64	15/16	5,089.88	15/16	5,198.13	15/16	5,307.40	15/16	5,417.69

This chart is Certified for Tank: 6 only. No changes are permissible without the written consent of GAUGE POINT CALIBRATION.

For calibration specification information, see certificate on page 1.

Tank No: 6
GAUGE POINT CALIBRATION
1-800-205-TANK

Red Hill, Pearl Harbor, HI

Issue Date: 12/22/2006

Capacities given in barrels of 42 U.S. gallons.

Gauge Height: 257'-07 7/8"

in/in	14 FT	in/in	14 FT	in/in	14 FT	in/in	14 FT	in/in	14 FT	in/in	15 FT
2	5,421.15	4	5,532.50	6	5,644.89	8	5,758.32	10	5,872.79	0	5,988.31
1/16	5,424.62	1/16	5,536.01	1/16	5,648.43	1/16	5,761.89	1/16	5,876.39	1/16	5,991.94
1/8	5,428.09	1/8	5,539.51	1/8	5,651.97	1/8	5,765.46	1/8	5,879.99	1/8	5,995.58
3/16	5,431.56	3/16	5,543.02	3/16	5,655.50	3/16	5,769.03	3/16	5,883.60	3/16	5,999.21
1/4	5,435.04	1/4	5,546.52	1/4	5,659.04	1/4	5,772.60	1/4	5,887.20	1/4	6,002.85
5/16	5,438.51	5/16	5,550.03	5/16	5,662.58	5/16	5,776.17	5/16	5,890.80	5/16	6,006.48
3/8	5,441.98	3/8	5,553.53	3/8	5,666.11	3/8	5,779.74	3/8	5,894.40	3/8	6,010.12
7/16	5,445.45	7/16	5,557.03	7/16	5,669.65	7/16	5,783.30	7/16	5,898.00	7/16	6,013.75
1/2	5,448.92	1/2	5,560.54	1/2	5,673.19	1/2	5,786.87	1/2	5,901.61	1/2	6,017.39
9/16	5,452.40	9/16	5,564.04	9/16	5,676.72	9/16	5,790.44	9/16	5,905.21	9/16	6,021.02
5/8	5,455.87	5/8	5,567.55	5/8	5,680.26	5/8	5,794.01	5/8	5,908.81	5/8	6,024.66
11/16	5,459.34	11/16	5,571.05	11/16	5,683.79	11/16	5,797.58	11/16	5,912.41	11/16	6,028.29
3/4	5,462.81	3/4	5,574.55	3/4	5,687.33	3/4	5,801.15	3/4	5,916.01	3/4	6,031.92
13/16	5,466.28	13/16	5,578.06	13/16	5,690.87	13/16	5,804.72	13/16	5,919.61	13/16	6,035.56
7/8	5,469.75	7/8	5,581.56	7/8	5,694.40	7/8	5,808.29	7/8	5,923.22	7/8	6,039.19
15/16	5,473.23	15/16	5,585.07	15/16	5,697.94	15/16	5,811.86	15/16	5,926.82	15/16	6,042.83
3	5,476.70	5	5,588.57	7	5,701.48	9	5,815.43	11	5,930.42	1	6,046.46
1/16	5,480.19	1/16	5,592.09	1/16	5,705.03	1/16	5,819.01	1/16	5,934.04	1/16	6,050.11
1/8	5,483.67	1/8	5,595.61	1/8	5,708.58	1/8	5,822.60	1/8	5,937.66	1/8	6,053.77
3/16	5,487.16	3/16	5,599.13	3/16	5,712.14	3/16	5,826.18	3/16	5,941.27	3/16	6,057.42
1/4	5,490.65	1/4	5,602.65	1/4	5,715.69	1/4	5,829.77	1/4	5,944.89	1/4	6,061.07
5/16	5,494.14	5/16	5,606.17	5/16	5,719.24	5/16	5,833.35	5/16	5,948.51	5/16	6,064.72
3/8	5,497.63	3/8	5,609.69	3/8	5,722.79	3/8	5,836.94	3/8	5,952.13	3/8	6,068.37
7/16	5,501.11	7/16	5,613.21	7/16	5,726.35	7/16	5,840.52	7/16	5,955.75	7/16	6,072.02
1/2	5,504.60	1/2	5,616.73	1/2	5,729.90	1/2	5,844.11	1/2	5,959.36	1/2	6,075.67
9/16	5,508.09	9/16	5,620.25	9/16	5,733.45	9/16	5,847.69	9/16	5,962.98	9/16	6,079.32
5/8	5,511.58	5/8	5,623.77	5/8	5,737.00	5/8	5,851.28	5/8	5,966.60	5/8	6,082.97
11/16	5,515.07	11/16	5,627.29	11/16	5,740.56	11/16	5,854.86	11/16	5,970.22	11/16	6,086.62
3/4	5,518.55	3/4	5,630.81	3/4	5,744.11	3/4	5,858.45	3/4	5,973.84	3/4	6,090.28
13/16	5,522.04	13/16	5,634.33	13/16	5,747.66	13/16	5,862.04	13/16	5,977.46	13/16	6,093.93
7/8	5,525.53	7/8	5,637.85	7/8	5,751.22	7/8	5,865.62	7/8	5,981.07	7/8	6,097.58
15/16	5,529.02	15/16	5,641.37	15/16	5,754.77	15/16	5,869.21	15/16	5,984.69	15/16	6,101.23

This chart is Certified for Tank: 6 only. No changes are permissible without the written consent of GAUGE POINT CALIBRATION.

For calibration specification information, see certificate on page 1.

Tank No: 6
GAUGE POINT CALIBRATION
1-800-205-TANK

Red Hill, Pearl Harbor, HI

Issue Date: 12/22/2006

Capacities given in barrels of 42 U.S. gallons.

Gauge Height: 257'-07 7/8"

in/in	15 FT	in/in	15 FT	in/in	15 FT	in/in	15 FT	in/in	15 FT	in/in	16 FT
2	6,104.88	4	6,222.51	6	6,341.20	8	6,460.96	10	6,581.79	0	6,703.69
1/16	6,108.55	1/16	6,226.21	1/16	6,344.93	1/16	6,464.72	1/16	6,585.59	1/16	6,707.53
1/8	6,112.22	1/8	6,229.91	1/8	6,348.67	1/8	6,468.49	1/8	6,589.39	1/8	6,711.36
3/16	6,115.88	3/16	6,233.61	3/16	6,352.40	3/16	6,472.26	3/16	6,593.19	3/16	6,715.20
1/4	6,119.55	1/4	6,237.31	1/4	6,356.14	1/4	6,476.03	1/4	6,596.99	1/4	6,719.03
5/16	6,123.22	5/16	6,241.01	5/16	6,359.87	5/16	6,479.79	5/16	6,600.79	5/16	6,722.87
3/8	6,126.89	3/8	6,244.71	3/8	6,363.60	3/8	6,483.56	3/8	6,604.59	3/8	6,726.70
7/16	6,130.55	7/16	6,248.41	7/16	6,367.34	7/16	6,487.33	7/16	6,608.39	7/16	6,730.53
1/2	6,134.22	1/2	6,252.11	1/2	6,371.07	1/2	6,491.10	1/2	6,612.19	1/2	6,734.37
9/16	6,137.89	9/16	6,255.82	9/16	6,374.81	9/16	6,494.86	9/16	6,616.00	9/16	6,738.20
5/8	6,141.56	5/8	6,259.52	5/8	6,378.54	5/8	6,498.63	5/8	6,619.80	5/8	6,742.04
11/16	6,145.22	11/16	6,263.22	11/16	6,382.27	11/16	6,502.40	11/16	6,623.60	11/16	6,745.87
3/4	6,148.89	3/4	6,266.92	3/4	6,386.01	3/4	6,506.17	3/4	6,627.40	3/4	6,749.71
13/16	6,152.56	13/16	6,270.62	13/16	6,389.74	13/16	6,509.93	13/16	6,631.20	13/16	6,753.54
7/8	6,156.23	7/8	6,274.32	7/8	6,393.48	7/8	6,513.70	7/8	6,635.00	7/8	6,757.38
15/16	6,159.89	15/16	6,278.02	15/16	6,397.21	15/16	6,517.47	15/16	6,638.80	15/16	6,761.21
3	6,163.56	5	6,281.72	7	6,400.94	9	6,521.24	11	6,642.60	1	6,765.05
1/16	6,167.25	1/16	6,285.44	1/16	6,404.69	1/16	6,525.02	1/16	6,646.42	1/16	6,768.90
1/8	6,170.93	1/8	6,289.16	1/8	6,408.45	1/8	6,528.81	1/8	6,650.24	1/8	6,772.75
3/16	6,174.61	3/16	6,292.87	3/16	6,412.20	3/16	6,532.59	3/16	6,654.06	3/16	6,776.60
1/4	6,178.30	1/4	6,296.59	1/4	6,415.95	1/4	6,536.37	1/4	6,657.88	1/4	6,780.46
5/16	6,181.98	5/16	6,300.31	5/16	6,419.70	5/16	6,540.16	5/16	6,661.69	5/16	6,784.31
3/8	6,185.67	3/8	6,304.02	3/8	6,423.45	3/8	6,543.94	3/8	6,665.51	3/8	6,788.16
7/16	6,189.35	7/16	6,307.74	7/16	6,427.20	7/16	6,547.73	7/16	6,669.33	7/16	6,792.01
1/2	6,193.04	1/2	6,311.46	1/2	6,430.95	1/2	6,551.51	1/2	6,673.15	1/2	6,795.86
9/16	6,196.72	9/16	6,315.18	9/16	6,434.70	9/16	6,555.30	9/16	6,676.96	9/16	6,799.72
5/8	6,200.40	5/8	6,318.89	5/8	6,438.45	5/8	6,559.08	5/8	6,680.78	5/8	6,803.57
11/16	6,204.09	11/16	6,322.61	11/16	6,442.20	11/16	6,562.86	11/16	6,684.60	11/16	6,807.42
3/4	6,207.77	3/4	6,326.33	3/4	6,445.95	3/4	6,566.65	3/4	6,688.42	3/4	6,811.27
13/16	6,211.46	13/16	6,330.05	13/16	6,449.70	13/16	6,570.43	13/16	6,692.24	13/16	6,815.12
7/8	6,215.14	7/8	6,333.76	7/8	6,453.45	7/8	6,574.22	7/8	6,696.05	7/8	6,818.97
15/16	6,218.82	15/16	6,337.48	15/16	6,457.21	15/16	6,578.00	15/16	6,699.87	15/16	6,822.83

This chart is Certified for Tank: 6 only. No changes are permissible without the written consent of GAUGE POINT CALIBRATION.

For calibration specification information, see certificate on page 1.

Tank No: 6
GAUGE POINT CALIBRATION
1-800-205-TANK

Red Hill, Pearl Harbor, HI

Issue Date: 12/22/2006

Capacities given in barrels of 42 U.S. gallons.

Gauge Height: 257'-07 7/8"

in/in	16 FT	in/in	16 FT	in/in	16 FT	in/in	16 FT	in/in	16 FT	in/in	17 FT
2	6,826.68	4	6,950.75	6	7,075.91	8	7,202.17	10	7,329.53	0	7,458.00
1/16	6,830.55	1/16	6,954.65	1/16	7,079.85	1/16	7,206.14	1/16	7,333.54	1/16	7,462.04
1/8	6,834.42	1/8	6,958.56	1/8	7,083.79	1/8	7,210.12	1/8	7,337.55	1/8	7,466.08
3/16	6,838.28	3/16	6,962.46	3/16	7,087.73	3/16	7,214.09	3/16	7,341.55	3/16	7,470.12
1/4	6,842.15	1/4	6,966.36	1/4	7,091.66	1/4	7,218.06	1/4	7,345.56	1/4	7,474.16
5/16	6,846.02	5/16	6,970.26	5/16	7,095.60	5/16	7,222.03	5/16	7,349.56	5/16	7,478.20
3/8	6,849.89	3/8	6,974.17	3/8	7,099.54	3/8	7,226.00	3/8	7,353.57	3/8	7,482.24
7/16	6,853.76	7/16	6,978.07	7/16	7,103.47	7/16	7,229.97	7/16	7,357.57	7/16	7,486.28
1/2	6,857.63	1/2	6,981.97	1/2	7,107.41	1/2	7,233.94	1/2	7,361.58	1/2	7,490.32
9/16	6,861.50	9/16	6,985.88	9/16	7,111.35	9/16	7,237.92	9/16	7,365.59	9/16	7,494.36
5/8	6,865.37	5/8	6,989.78	5/8	7,115.28	5/8	7,241.89	5/8	7,369.59	5/8	7,498.40
11/16	6,869.23	11/16	6,993.68	11/16	7,119.22	11/16	7,245.86	11/16	7,373.60	11/16	7,502.44
3/4	6,873.10	3/4	6,997.58	3/4	7,123.16	3/4	7,249.83	3/4	7,377.60	3/4	7,506.48
13/16	6,876.97	13/16	7,001.49	13/16	7,127.10	13/16	7,253.80	13/16	7,381.61	13/16	7,510.52
7/8	6,880.84	7/8	7,005.39	7/8	7,131.03	7/8	7,257.77	7/8	7,385.62	7/8	7,514.57
15/16	6,884.71	15/16	7,009.29	15/16	7,134.97	15/16	7,261.74	15/16	7,389.62	15/16	7,518.61
3	6,888.58	5	7,013.20	7	7,138.91	9	7,265.72	11	7,393.63	1	7,522.65
1/16	6,892.46	1/16	7,017.12	1/16	7,142.86	1/16	7,269.70	1/16	7,397.65	1/16	7,526.70
1/8	6,896.35	1/8	7,021.04	1/8	7,146.82	1/8	7,273.69	1/8	7,401.67	1/8	7,530.76
3/16	6,900.24	3/16	7,024.96	3/16	7,150.77	3/16	7,277.68	3/16	7,405.70	3/16	7,534.82
1/4	6,904.12	1/4	7,028.88	1/4	7,154.72	1/4	7,281.67	1/4	7,409.72	1/4	7,538.88
5/16	6,908.01	5/16	7,032.80	5/16	7,158.68	5/16	7,285.66	5/16	7,413.74	5/16	7,542.94
3/8	6,911.89	3/8	7,036.72	3/8	7,162.63	3/8	7,289.65	3/8	7,417.77	3/8	7,546.99
7/16	6,915.78	7/16	7,040.64	7/16	7,166.59	7/16	7,293.64	7/16	7,421.79	7/16	7,551.05
1/2	6,919.66	1/2	7,044.56	1/2	7,170.54	1/2	7,297.62	1/2	7,425.81	1/2	7,555.11
9/16	6,923.55	9/16	7,048.47	9/16	7,174.49	9/16	7,301.61	9/16	7,429.84	9/16	7,559.17
5/8	6,927.44	5/8	7,052.39	5/8	7,178.45	5/8	7,305.60	5/8	7,433.86	5/8	7,563.23
11/16	6,931.32	11/16	7,056.31	11/16	7,182.40	11/16	7,309.59	11/16	7,437.88	11/16	7,567.28
3/4	6,935.21	3/4	7,060.23	3/4	7,186.36	3/4	7,313.58	3/4	7,441.91	3/4	7,571.34
13/16	6,939.09	13/16	7,064.15	13/16	7,190.31	13/16	7,317.57	13/16	7,445.93	13/16	7,575.40
7/8	6,942.98	7/8	7,068.07	7/8	7,194.27	7/8	7,321.56	7/8	7,449.95	7/8	7,579.46
15/16	6,946.86	15/16	7,071.99	15/16	7,198.22	15/16	7,325.54	15/16	7,453.97	15/16	7,583.51

This chart is Certified for Tank: 6 only. No changes are permissible without the written consent of GAUGE POINT CALIBRATION.

For calibration specification information, see certificate on page 1.

Tank No: 6
GAUGE POINT CALIBRATION
1-800-205-TANK

Red Hill, Pearl Harbor, HI

Issue Date: 12/22/2006

Capacities given in barrels of 42 U.S. gallons.

Gauge Height: 257'-07 7/8"

in/in	17 FT	in/in	17 FT	in/in	17 FT	in/in	17 FT	in/in	17 FT	in/in	18 FT
2	7,587.57	4	7,718.26	6	7,850.07	8	7,983.00	10	8,117.07	0	8,252.26
1/16	7,591.65	1/16	7,722.37	1/16	7,854.22	1/16	7,987.18	1/16	8,121.28	1/16	8,256.51
1/8	7,595.72	1/8	7,726.48	1/8	7,858.36	1/8	7,991.37	1/8	8,125.50	1/8	8,260.77
3/16	7,599.80	3/16	7,730.59	3/16	7,862.51	3/16	7,995.55	3/16	8,129.71	3/16	8,265.02
1/4	7,603.87	1/4	7,734.70	1/4	7,866.65	1/4	7,999.73	1/4	8,133.93	1/4	8,269.27
5/16	7,607.95	5/16	7,738.81	5/16	7,870.80	5/16	8,003.91	5/16	8,138.15	5/16	8,273.52
3/8	7,612.02	3/8	7,742.92	3/8	7,874.94	3/8	8,008.09	3/8	8,142.36	3/8	8,277.77
7/16	7,616.10	7/16	7,747.03	7/16	7,879.09	7/16	8,012.27	7/16	8,146.58	7/16	8,282.02
1/2	7,620.18	1/2	7,751.14	1/2	7,883.23	1/2	8,016.45	1/2	8,150.79	1/2	8,286.27
9/16	7,624.25	9/16	7,755.25	9/16	7,887.38	9/16	8,020.63	9/16	8,155.01	9/16	8,290.53
5/8	7,628.33	5/8	7,759.36	5/8	7,891.52	5/8	8,024.81	5/8	8,159.23	5/8	8,294.78
11/16	7,632.40	11/16	7,763.48	11/16	7,895.67	11/16	8,028.99	11/16	8,163.44	11/16	8,299.03
3/4	7,636.48	3/4	7,767.59	3/4	7,899.82	3/4	8,033.17	3/4	8,167.66	3/4	8,303.28
13/16	7,640.55	13/16	7,771.70	13/16	7,903.96	13/16	8,037.35	13/16	8,171.87	13/16	8,307.53
7/8	7,644.63	7/8	7,775.81	7/8	7,908.11	7/8	8,041.53	7/8	8,176.09	7/8	8,311.78
15/16	7,648.70	15/16	7,779.92	15/16	7,912.25	15/16	8,045.71	15/16	8,180.31	15/16	8,316.04
3	7,652.78	5	7,784.03	7	7,916.40	9	8,049.89	11	8,184.52	1	8,320.29
1/16	7,656.87	1/16	7,788.15	1/16	7,920.56	1/16	8,054.09	1/16	8,188.76	1/16	8,324.56
1/8	7,660.96	1/8	7,792.28	1/8	7,924.72	1/8	8,058.29	1/8	8,192.99	1/8	8,328.83
3/16	7,665.06	3/16	7,796.41	3/16	7,928.89	3/16	8,062.49	3/16	8,197.22	3/16	8,333.09
1/4	7,669.15	1/4	7,800.54	1/4	7,933.05	1/4	8,066.69	1/4	8,201.46	1/4	8,337.36
5/16	7,673.24	5/16	7,804.67	5/16	7,937.21	5/16	8,070.89	5/16	8,205.69	5/16	8,341.63
3/8	7,677.33	3/8	7,808.79	3/8	7,941.37	3/8	8,075.08	3/8	8,209.92	3/8	8,345.90
7/16	7,681.43	7/16	7,812.92	7/16	7,945.54	7/16	8,079.28	7/16	8,214.16	7/16	8,350.17
1/2	7,685.52	1/2	7,817.05	1/2	7,949.70	1/2	8,083.48	1/2	8,218.39	1/2	8,354.44
9/16	7,689.61	9/16	7,821.18	9/16	7,953.86	9/16	8,087.68	9/16	8,222.63	9/16	8,358.71
5/8	7,693.71	5/8	7,825.30	5/8	7,958.03	5/8	8,091.88	5/8	8,226.86	5/8	8,362.98
11/16	7,697.80	11/16	7,829.43	11/16	7,962.19	11/16	8,096.07	11/16	8,231.09	11/16	8,367.25
3/4	7,701.89	3/4	7,833.56	3/4	7,966.35	3/4	8,100.27	3/4	8,235.33	3/4	8,371.52
13/16	7,705.98	13/16	7,837.69	13/16	7,970.52	13/16	8,104.47	13/16	8,239.56	13/16	8,375.79
7/8	7,710.08	7/8	7,841.82	7/8	7,974.68	7/8	8,108.67	7/8	8,243.79	7/8	8,380.06
15/16	7,714.17	15/16	7,845.94	15/16	7,978.84	15/16	8,112.87	15/16	8,248.03	15/16	8,384.33

This chart is Certified for Tank: 6 only. No changes are permissible without the written consent of GAUGE POINT CALIBRATION.

For calibration specification information, see certificate on page 1.

Tank No: 6
GAUGE POINT CALIBRATION
1-800-205-TANK

Red Hill, Pearl Harbor, HI

Issue Date: 12/22/2006

Capacities given in barrels of 42 U.S. gallons.

Gauge Height: 257'-07 7/8"

in/in	18 FT	in/in	18 FT	in/in	18 FT	in/in	18 FT	in/in	18 FT	in/in	19 FT
2	8,388.60	4	8,526.07	6	8,664.70	8	8,804.48	10	8,945.42	0	9,087.51
1/16	8,392.88	1/16	8,530.40	1/16	8,669.06	1/16	8,808.87	1/16	8,949.85	1/16	9,091.98
1/8	8,397.17	1/8	8,534.72	1/8	8,673.42	1/8	8,813.27	1/8	8,954.28	1/8	9,096.45
3/16	8,401.46	3/16	8,539.04	3/16	8,677.78	3/16	8,817.66	3/16	8,958.71	3/16	9,100.92
1/4	8,405.75	1/4	8,543.37	1/4	8,682.14	1/4	8,822.06	1/4	8,963.14	1/4	9,105.39
5/16	8,410.03	5/16	8,547.69	5/16	8,686.50	5/16	8,826.46	5/16	8,967.57	5/16	9,109.85
3/8	8,414.32	3/8	8,552.01	3/8	8,690.85	3/8	8,830.85	3/8	8,972.00	3/8	9,114.32
7/16	8,418.61	7/16	8,556.34	7/16	8,695.21	7/16	8,835.25	7/16	8,976.44	7/16	9,118.79
1/2	8,422.89	1/2	8,560.66	1/2	8,699.57	1/2	8,839.64	1/2	8,980.87	1/2	9,123.26
9/16	8,427.18	9/16	8,564.98	9/16	8,703.93	9/16	8,844.04	9/16	8,985.30	9/16	9,127.73
5/8	8,431.47	5/8	8,569.31	5/8	8,708.29	5/8	8,848.43	5/8	8,989.73	5/8	9,132.19
11/16	8,435.76	11/16	8,573.63	11/16	8,712.65	11/16	8,852.83	11/16	8,994.16	11/16	9,136.66
3/4	8,440.04	3/4	8,577.95	3/4	8,717.01	3/4	8,857.22	3/4	8,998.59	3/4	9,141.13
13/16	8,444.33	13/16	8,582.27	13/16	8,721.37	13/16	8,861.62	13/16	9,003.02	13/16	9,145.60
7/8	8,448.62	7/8	8,586.60	7/8	8,725.73	7/8	8,866.01	7/8	9,007.46	7/8	9,150.07
15/16	8,452.91	15/16	8,590.92	15/16	8,730.09	15/16	8,870.41	15/16	9,011.89	15/16	9,154.53
3	8,457.19	5	8,595.24	7	8,734.45	9	8,874.80	11	9,016.32	1	9,159.00
1/16	8,461.50	1/16	8,599.58	1/16	8,738.82	1/16	8,879.22	1/16	9,020.77	1/16	9,163.49
1/8	8,465.80	1/8	8,603.93	1/8	8,743.20	1/8	8,883.63	1/8	9,025.22	1/8	9,167.97
3/16	8,470.11	3/16	8,608.27	3/16	8,747.58	3/16	8,888.04	3/16	9,029.67	3/16	9,172.46
1/4	8,474.41	1/4	8,612.61	1/4	8,751.95	1/4	8,892.46	1/4	9,034.12	1/4	9,176.95
5/16	8,478.72	5/16	8,616.95	5/16	8,756.33	5/16	8,896.87	5/16	9,038.57	5/16	9,181.43
3/8	8,483.02	3/8	8,621.29	3/8	8,760.71	3/8	8,901.28	3/8	9,043.02	3/8	9,185.92
7/16	8,487.33	7/16	8,625.63	7/16	8,765.09	7/16	8,905.70	7/16	9,047.47	7/16	9,190.40
1/2	8,491.63	1/2	8,629.97	1/2	8,769.46	1/2	8,910.11	1/2	9,051.92	1/2	9,194.89
9/16	8,495.94	9/16	8,634.31	9/16	8,773.84	9/16	8,914.52	9/16	9,056.37	9/16	9,199.38
5/8	8,500.24	5/8	8,638.65	5/8	8,778.22	5/8	8,918.94	5/8	9,060.82	5/8	9,203.86
11/16	8,504.55	11/16	8,643.00	11/16	8,782.59	11/16	8,923.35	11/16	9,065.27	11/16	9,208.35
3/4	8,508.85	3/4	8,647.34	3/4	8,786.97	3/4	8,927.76	3/4	9,069.72	3/4	9,212.84
13/16	8,513.16	13/16	8,651.68	13/16	8,791.35	13/16	8,932.18	13/16	9,074.17	13/16	9,217.32
7/8	8,517.46	7/8	8,656.02	7/8	8,795.72	7/8	8,936.59	7/8	9,078.62	7/8	9,221.81
15/16	8,521.77	15/16	8,660.36	15/16	8,800.10	15/16	8,941.00	15/16	9,083.06	15/16	9,226.29

This chart is Certified for Tank: 6 only. No changes are permissible without the written consent of GAUGE POINT CALIBRATION.

For calibration specification information, see certificate on page 1.

Tank No: 6
GAUGE POINT CALIBRATION
1-800-205-TANK

Red Hill, Pearl Harbor, HI

Issue Date: 12/22/2006

Capacities given in barrels of 42 U.S. gallons.

Gauge Height: 257'-07 7/8"

in/in	19 FT	in/in	19 FT	in/in	19 FT	in/in	19 FT	in/in	19 FT	in/in	20 FT
2	9,230.78	4	9,375.22	6	9,520.83	8	9,667.63	10	9,815.61	0	9,964.79
1/16	9,235.28	1/16	9,379.76	1/16	9,525.41	1/16	9,672.24	1/16	9,820.26	1/16	9,969.48
1/8	9,239.79	1/8	9,384.30	1/8	9,529.99	1/8	9,676.86	1/8	9,824.92	1/8	9,974.16
3/16	9,244.29	3/16	9,388.84	3/16	9,534.57	3/16	9,681.48	3/16	9,829.57	3/16	9,978.85
1/4	9,248.80	1/4	9,393.38	1/4	9,539.15	1/4	9,686.09	1/4	9,834.22	1/4	9,983.54
5/16	9,253.30	5/16	9,397.92	5/16	9,543.72	5/16	9,690.71	5/16	9,838.87	5/16	9,988.23
3/8	9,257.81	3/8	9,402.47	3/8	9,548.30	3/8	9,695.32	3/8	9,843.53	3/8	9,992.92
7/16	9,262.31	7/16	9,407.01	7/16	9,552.88	7/16	9,699.94	7/16	9,848.18	7/16	9,997.61
1/2	9,266.82	1/2	9,411.55	1/2	9,557.46	1/2	9,704.55	1/2	9,852.83	1/2	10,002.30
9/16	9,271.32	9/16	9,416.09	9/16	9,562.04	9/16	9,709.17	9/16	9,857.48	9/16	10,006.99
5/8	9,275.83	5/8	9,420.63	5/8	9,566.61	5/8	9,713.78	5/8	9,862.14	5/8	10,011.68
11/16	9,280.33	11/16	9,425.17	11/16	9,571.19	11/16	9,718.40	11/16	9,866.79	11/16	10,016.37
3/4	9,284.83	3/4	9,429.71	3/4	9,575.77	3/4	9,723.01	3/4	9,871.44	3/4	10,021.06
13/16	9,289.34	13/16	9,434.25	13/16	9,580.35	13/16	9,727.63	13/16	9,876.09	13/16	10,025.74
7/8	9,293.84	7/8	9,438.80	7/8	9,584.93	7/8	9,732.24	7/8	9,880.75	7/8	10,030.43
15/16	9,298.35	15/16	9,443.34	15/16	9,589.51	15/16	9,736.86	15/16	9,885.40	15/16	10,035.12
3	9,302.85	5	9,447.88	7	9,594.08	9	9,741.47	11	9,890.05	1	10,039.81
1/16	9,307.38	1/16	9,452.44	1/16	9,598.68	1/16	9,746.11	1/16	9,894.72	1/16	10,044.52
1/8	9,311.90	1/8	9,457.00	1/8	9,603.28	1/8	9,750.74	1/8	9,899.39	1/8	10,049.23
3/16	9,316.42	3/16	9,461.56	3/16	9,607.87	3/16	9,755.37	3/16	9,904.06	3/16	10,053.94
1/4	9,320.94	1/4	9,466.12	1/4	9,612.47	1/4	9,760.01	1/4	9,908.73	1/4	10,058.65
5/16	9,325.47	5/16	9,470.68	5/16	9,617.07	5/16	9,764.64	5/16	9,913.40	5/16	10,063.35
3/8	9,329.99	3/8	9,475.24	3/8	9,621.66	3/8	9,769.27	3/8	9,918.08	3/8	10,068.06
7/16	9,334.51	7/16	9,479.80	7/16	9,626.26	7/16	9,773.91	7/16	9,922.75	7/16	10,072.77
1/2	9,339.04	1/2	9,484.36	1/2	9,630.86	1/2	9,778.54	1/2	9,927.42	1/2	10,077.48
9/16	9,343.56	9/16	9,488.92	9/16	9,635.45	9/16	9,783.18	9/16	9,932.09	9/16	10,082.19
5/8	9,348.08	5/8	9,493.48	5/8	9,640.05	5/8	9,787.81	5/8	9,936.76	5/8	10,086.90
11/16	9,352.60	11/16	9,498.03	11/16	9,644.65	11/16	9,792.44	11/16	9,941.43	11/16	10,091.60
3/4	9,357.13	3/4	9,502.59	3/4	9,649.24	3/4	9,797.08	3/4	9,946.10	3/4	10,096.31
13/16	9,361.65	13/16	9,507.15	13/16	9,653.84	13/16	9,801.71	13/16	9,950.77	13/16	10,101.02
7/8	9,366.17	7/8	9,511.71	7/8	9,658.44	7/8	9,806.34	7/8	9,955.44	7/8	10,105.73
15/16	9,370.70	15/16	9,516.27	15/16	9,663.03	15/16	9,810.98	15/16	9,960.11	15/16	10,110.44

This chart is Certified for Tank: 6 only. No changes are permissible without the written consent of GAUGE POINT CALIBRATION.

For calibration specification information, see certificate on page 1.

Tank No: 6
GAUGE POINT CALIBRATION
1-800-205-TANK

Red Hill, Pearl Harbor, HI

Issue Date: 12/22/2006

Capacities given in barrels of 42 U.S. gallons.

Gauge Height: 257'-07 7/8"

in/in	20 FT	in/in	20 FT	in/in	20 FT	in/in	20 FT	in/in	20 FT	in/in	21 FT
2	10,115.15	4	10,266.72	6	10,419.49	8	10,573.48	10	10,728.68	0	10,885.10
1/16	10,119.87	1/16	10,271.48	1/16	10,424.29	1/16	10,578.32	1/16	10,733.56	1/16	10,890.02
1/8	10,124.60	1/8	10,276.25	1/8	10,429.10	1/8	10,583.16	1/8	10,738.44	1/8	10,894.93
3/16	10,129.33	3/16	10,281.01	3/16	10,433.90	3/16	10,588.00	3/16	10,743.31	3/16	10,899.85
1/4	10,134.05	1/4	10,285.78	1/4	10,438.70	1/4	10,592.84	1/4	10,748.19	1/4	10,904.77
5/16	10,138.78	5/16	10,290.54	5/16	10,443.50	5/16	10,597.68	5/16	10,753.07	5/16	10,909.68
3/8	10,143.51	3/8	10,295.31	3/8	10,448.31	3/8	10,602.52	3/8	10,757.95	3/8	10,914.60
7/16	10,148.24	7/16	10,300.07	7/16	10,453.11	7/16	10,607.36	7/16	10,762.83	7/16	10,919.52
1/2	10,152.96	1/2	10,304.83	1/2	10,457.91	1/2	10,612.20	1/2	10,767.71	1/2	10,924.43
9/16	10,157.69	9/16	10,309.60	9/16	10,462.72	9/16	10,617.04	9/16	10,772.59	9/16	10,929.35
5/8	10,162.42	5/8	10,314.36	5/8	10,467.52	5/8	10,621.88	5/8	10,777.46	5/8	10,934.27
11/16	10,167.15	11/16	10,319.13	11/16	10,472.32	11/16	10,626.72	11/16	10,782.34	11/16	10,939.18
3/4	10,171.87	3/4	10,323.89	3/4	10,477.12	3/4	10,631.56	3/4	10,787.22	3/4	10,944.10
13/16	10,176.60	13/16	10,328.66	13/16	10,481.93	13/16	10,636.40	13/16	10,792.10	13/16	10,949.02
7/8	10,181.33	7/8	10,333.42	7/8	10,486.73	7/8	10,641.24	7/8	10,796.98	7/8	10,953.93
15/16	10,186.05	15/16	10,338.19	15/16	10,491.53	15/16	10,646.09	15/16	10,801.86	15/16	10,958.85
3	10,190.78	5	10,342.95	7	10,496.33	9	10,650.93	11	10,806.74	1	10,963.77
1/16	10,195.53	1/16	10,347.74	1/16	10,501.15	1/16	10,655.79	1/16	10,811.63	1/16	10,968.70
1/8	10,200.27	1/8	10,352.52	1/8	10,505.98	1/8	10,660.64	1/8	10,816.53	1/8	10,973.64
3/16	10,205.02	3/16	10,357.30	3/16	10,510.80	3/16	10,665.50	3/16	10,821.43	3/16	10,978.58
1/4	10,209.76	1/4	10,362.09	1/4	10,515.62	1/4	10,670.36	1/4	10,826.33	1/4	10,983.51
5/16	10,214.51	5/16	10,366.87	5/16	10,520.44	5/16	10,675.22	5/16	10,831.22	5/16	10,988.45
3/8	10,219.26	3/8	10,371.66	3/8	10,525.26	3/8	10,680.08	3/8	10,836.12	3/8	10,993.38
7/16	10,224.00	7/16	10,376.44	7/16	10,530.08	7/16	10,684.94	7/16	10,841.02	7/16	10,998.32
1/2	10,228.75	1/2	10,381.22	1/2	10,534.91	1/2	10,689.80	1/2	10,845.92	1/2	11,003.26
9/16	10,233.49	9/16	10,386.01	9/16	10,539.73	9/16	10,694.66	9/16	10,850.81	9/16	11,008.19
5/8	10,238.24	5/8	10,390.79	5/8	10,544.55	5/8	10,699.52	5/8	10,855.71	5/8	11,013.13
11/16	10,242.99	11/16	10,395.57	11/16	10,549.37	11/16	10,704.38	11/16	10,860.61	11/16	11,018.06
3/4	10,247.73	3/4	10,400.36	3/4	10,554.19	3/4	10,709.24	3/4	10,865.51	3/4	11,023.00
13/16	10,252.48	13/16	10,405.14	13/16	10,559.01	13/16	10,714.10	13/16	10,870.41	13/16	11,027.94
7/8	10,257.22	7/8	10,409.92	7/8	10,563.83	7/8	10,718.96	7/8	10,875.30	7/8	11,032.87
15/16	10,261.97	15/16	10,414.71	15/16	10,568.66	15/16	10,723.82	15/16	10,880.20	15/16	11,037.81

This chart is Certified for Tank: 6 only. No changes are permissible without the written consent of GAUGE POINT CALIBRATION.

For calibration specification information, see certificate on page 1.

Tank No: 6
GAUGE POINT CALIBRATION
1-800-205-TANK

Red Hill, Pearl Harbor, HI

Issue Date: 12/22/2006

Capacities given in barrels of 42 U.S. gallons.

Gauge Height: 257'-07 7/8"

in/in	21 FT	in/in	21 FT	in/in	21 FT	in/in	21 FT	in/in	21 FT	in/in	22 FT
2	11,042.74	4	11,201.62	6	11,361.73	8	11,523.07	10	11,685.66	0	11,849.50
1/16	11,047.70	1/16	11,206.61	1/16	11,366.76	1/16	11,528.14	1/16	11,690.77	1/16	11,854.65
1/8	11,052.65	1/8	11,211.61	1/8	11,371.79	1/8	11,533.22	1/8	11,695.88	1/8	11,859.80
3/16	11,057.61	3/16	11,216.60	3/16	11,376.82	3/16	11,538.29	3/16	11,700.99	3/16	11,864.95
1/4	11,062.56	1/4	11,221.59	1/4	11,381.86	1/4	11,543.36	1/4	11,706.10	1/4	11,870.10
5/16	11,067.52	5/16	11,226.59	5/16	11,386.89	5/16	11,548.43	5/16	11,711.21	5/16	11,875.25
3/8	11,072.47	3/8	11,231.58	3/8	11,391.92	3/8	11,553.50	3/8	11,716.32	3/8	11,880.40
7/16	11,077.43	7/16	11,236.57	7/16	11,396.95	7/16	11,558.57	7/16	11,721.43	7/16	11,885.55
1/2	11,082.39	1/2	11,241.57	1/2	11,401.99	1/2	11,563.64	1/2	11,726.54	1/2	11,890.70
9/16	11,087.34	9/16	11,246.56	9/16	11,407.02	9/16	11,568.71	9/16	11,731.66	9/16	11,895.85
5/8	11,092.30	5/8	11,251.55	5/8	11,412.05	5/8	11,573.78	5/8	11,736.77	5/8	11,901.00
11/16	11,097.25	11/16	11,256.55	11/16	11,417.08	11/16	11,578.86	11/16	11,741.88	11/16	11,906.14
3/4	11,102.21	3/4	11,261.54	3/4	11,422.11	3/4	11,583.93	3/4	11,746.99	3/4	11,911.29
13/16	11,107.16	13/16	11,266.54	13/16	11,427.15	13/16	11,589.00	13/16	11,752.10	13/16	11,916.44
7/8	11,112.12	7/8	11,271.53	7/8	11,432.18	7/8	11,594.07	7/8	11,757.21	7/8	11,921.59
15/16	11,117.07	15/16	11,276.52	15/16	11,437.21	15/16	11,599.14	15/16	11,762.32	15/16	11,926.74
3	11,122.03	5	11,281.52	7	11,442.24	9	11,604.21	11	11,767.43	1	11,931.89
1/16	11,127.00	1/16	11,286.53	1/16	11,447.30	1/16	11,609.30	1/16	11,772.56	1/16	11,937.06
1/8	11,131.98	1/8	11,291.54	1/8	11,452.35	1/8	11,614.39	1/8	11,777.69	1/8	11,942.23
3/16	11,136.95	3/16	11,296.56	3/16	11,457.40	3/16	11,619.48	3/16	11,782.82	3/16	11,947.40
1/4	11,141.92	1/4	11,301.57	1/4	11,462.45	1/4	11,624.58	1/4	11,787.95	1/4	11,952.57
5/16	11,146.90	5/16	11,306.58	5/16	11,467.50	5/16	11,629.67	5/16	11,793.08	5/16	11,957.74
3/8	11,151.87	3/8	11,311.60	3/8	11,472.55	3/8	11,634.76	3/8	11,798.20	3/8	11,962.90
7/16	11,156.85	7/16	11,316.61	7/16	11,477.61	7/16	11,639.85	7/16	11,803.33	7/16	11,968.07
1/2	11,161.82	1/2	11,321.62	1/2	11,482.66	1/2	11,644.94	1/2	11,808.46	1/2	11,973.24
9/16	11,166.80	9/16	11,326.63	9/16	11,487.71	9/16	11,650.03	9/16	11,813.59	9/16	11,978.41
5/8	11,171.77	5/8	11,331.65	5/8	11,492.76	5/8	11,655.12	5/8	11,818.72	5/8	11,983.58
11/16	11,176.75	11/16	11,336.66	11/16	11,497.81	11/16	11,660.21	11/16	11,823.85	11/16	11,988.75
3/4	11,181.72	3/4	11,341.67	3/4	11,502.87	3/4	11,665.30	3/4	11,828.98	3/4	11,993.92
13/16	11,186.69	13/16	11,346.69	13/16	11,507.92	13/16	11,670.39	13/16	11,834.11	13/16	11,999.09
7/8	11,191.67	7/8	11,351.70	7/8	11,512.97	7/8	11,675.48	7/8	11,839.24	7/8	12,004.26
15/16	11,196.64	15/16	11,356.71	15/16	11,518.02	15/16	11,680.57	15/16	11,844.37	15/16	12,009.43

This chart is Certified for Tank: 6 only. No changes are permissible without the written consent of GAUGE POINT CALIBRATION.

For calibration specification information, see certificate on page 1.

Tank No: 6
GAUGE POINT CALIBRATION
1-800-205-TANK

Red Hill, Pearl Harbor, HI

Issue Date: 12/22/2006

Capacities given in barrels of 42 U.S. gallons.

Gauge Height: 257'-07 7/8"

in/in	22 FT	in/in	22 FT	in/in	22 FT	in/in	22 FT	in/in	22 FT	in/in	23 FT
2	12,014.59	4	12,180.94	6	12,348.51	8	12,516.70	10	12,685.39	0	12,854.56
1/16	12,019.78	1/16	12,186.17	1/16	12,353.76	1/16	12,521.97	1/16	12,690.67	1/16	12,859.86
1/8	12,024.97	1/8	12,191.40	1/8	12,359.01	1/8	12,527.24	1/8	12,695.95	1/8	12,865.15
3/16	12,030.16	3/16	12,196.63	3/16	12,364.27	3/16	12,532.51	3/16	12,701.24	3/16	12,870.45
1/4	12,035.35	1/4	12,201.86	1/4	12,369.52	1/4	12,537.77	1/4	12,706.52	1/4	12,875.75
5/16	12,040.54	5/16	12,207.08	5/16	12,374.77	5/16	12,543.04	5/16	12,711.80	5/16	12,881.05
3/8	12,045.73	3/8	12,212.31	3/8	12,380.02	3/8	12,548.31	3/8	12,717.08	3/8	12,886.35
7/16	12,050.91	7/16	12,217.54	7/16	12,385.27	7/16	12,553.58	7/16	12,722.37	7/16	12,891.64
1/2	12,056.10	1/2	12,222.77	1/2	12,390.53	1/2	12,558.85	1/2	12,727.65	1/2	12,896.94
9/16	12,061.29	9/16	12,228.00	9/16	12,395.78	9/16	12,564.11	9/16	12,732.93	9/16	12,902.24
5/8	12,066.48	5/8	12,233.22	5/8	12,401.03	5/8	12,569.38	5/8	12,738.22	5/8	12,907.54
11/16	12,071.67	11/16	12,238.45	11/16	12,406.28	11/16	12,574.65	11/16	12,743.50	11/16	12,912.84
3/4	12,076.86	3/4	12,243.68	3/4	12,411.54	3/4	12,579.92	3/4	12,748.78	3/4	12,918.14
13/16	12,082.05	13/16	12,248.91	13/16	12,416.79	13/16	12,585.18	13/16	12,754.06	13/16	12,923.43
7/8	12,087.23	7/8	12,254.14	7/8	12,422.04	7/8	12,590.45	7/8	12,759.35	7/8	12,928.73
15/16	12,092.42	15/16	12,259.36	15/16	12,427.29	15/16	12,595.72	15/16	12,764.63	15/16	12,934.03
3	12,097.61	5	12,264.59	7	12,432.55	9	12,600.99	11	12,769.91	1	12,939.33
1/16	12,102.82	1/16	12,269.84	1/16	12,437.81	1/16	12,606.26	1/16	12,775.20	1/16	12,944.63
1/8	12,108.03	1/8	12,275.08	1/8	12,443.07	1/8	12,611.54	1/8	12,780.49	1/8	12,949.94
3/16	12,113.24	3/16	12,280.33	3/16	12,448.33	3/16	12,616.81	3/16	12,785.78	3/16	12,955.24
1/4	12,118.44	1/4	12,285.57	1/4	12,453.59	1/4	12,622.09	1/4	12,791.07	1/4	12,960.55
5/16	12,123.65	5/16	12,290.82	5/16	12,458.85	5/16	12,627.36	5/16	12,796.36	5/16	12,965.86
3/8	12,128.86	3/8	12,296.06	3/8	12,464.11	3/8	12,632.64	3/8	12,801.65	3/8	12,971.16
7/16	12,134.07	7/16	12,301.31	7/16	12,469.37	7/16	12,637.91	7/16	12,806.95	7/16	12,976.47
1/2	12,139.28	1/2	12,306.55	1/2	12,474.63	1/2	12,643.19	1/2	12,812.24	1/2	12,981.77
9/16	12,144.49	9/16	12,311.80	9/16	12,479.89	9/16	12,648.46	9/16	12,817.53	9/16	12,987.08
5/8	12,149.69	5/8	12,317.04	5/8	12,485.15	5/8	12,653.74	5/8	12,822.82	5/8	12,992.38
11/16	12,154.90	11/16	12,322.28	11/16	12,490.41	11/16	12,659.01	11/16	12,828.11	11/16	12,997.69
3/4	12,160.11	3/4	12,327.53	3/4	12,495.66	3/4	12,664.29	3/4	12,833.40	3/4	13,003.00
13/16	12,165.32	13/16	12,332.77	13/16	12,500.92	13/16	12,669.56	13/16	12,838.69	13/16	13,008.30
7/8	12,170.53	7/8	12,338.02	7/8	12,506.18	7/8	12,674.84	7/8	12,843.98	7/8	13,013.61
15/16	12,175.74	15/16	12,343.26	15/16	12,511.44	15/16	12,680.11	15/16	12,849.27	15/16	13,018.91

This chart is Certified for Tank: 6 only. No changes are permissible without the written consent of GAUGE POINT CALIBRATION.

For calibration specification information, see certificate on page 1.

Tank No: 6
GAUGE POINT CALIBRATION
1-800-205-TANK

Red Hill, Pearl Harbor, HI

Issue Date: 12/22/2006

Capacities given in barrels of 42 U.S. gallons.

Gauge Height: 257'-07 7/8"

in/in	23 FT	in/in	23 FT	in/in	23 FT	in/in	23 FT	in/in	23 FT	in/in	24 FT
2	13,024.22	4	13,194.37	6	13,365.00	8	13,536.13	10	13,707.75	0	13,879.86
1/16	13,029.53	1/16	13,199.69	1/16	13,370.35	1/16	13,541.49	1/16	13,713.13	1/16	13,885.25
1/8	13,034.84	1/8	13,205.02	1/8	13,375.69	1/8	13,546.85	1/8	13,718.50	1/8	13,890.64
3/16	13,040.16	3/16	13,210.35	3/16	13,381.04	3/16	13,552.21	3/16	13,723.87	3/16	13,896.03
1/4	13,045.47	1/4	13,215.68	1/4	13,386.38	1/4	13,557.57	1/4	13,729.25	1/4	13,901.42
5/16	13,050.78	5/16	13,221.01	5/16	13,391.72	5/16	13,562.93	5/16	13,734.62	5/16	13,906.81
3/8	13,056.10	3/8	13,226.34	3/8	13,397.07	3/8	13,568.29	3/8	13,740.00	3/8	13,912.20
7/16	13,061.41	7/16	13,231.67	7/16	13,402.41	7/16	13,573.65	7/16	13,745.37	7/16	13,917.59
1/2	13,066.72	1/2	13,236.99	1/2	13,407.75	1/2	13,579.01	1/2	13,750.75	1/2	13,922.98
9/16	13,072.04	9/16	13,242.32	9/16	13,413.10	9/16	13,584.36	9/16	13,756.12	9/16	13,928.37
5/8	13,077.35	5/8	13,247.65	5/8	13,418.44	5/8	13,589.72	5/8	13,761.50	5/8	13,933.76
11/16	13,082.66	11/16	13,252.98	11/16	13,423.79	11/16	13,595.08	11/16	13,766.87	11/16	13,939.15
3/4	13,087.98	3/4	13,258.31	3/4	13,429.13	3/4	13,600.44	3/4	13,772.25	3/4	13,944.54
13/16	13,093.29	13/16	13,263.64	13/16	13,434.47	13/16	13,605.80	13/16	13,777.62	13/16	13,949.93
7/8	13,098.60	7/8	13,268.97	7/8	13,439.82	7/8	13,611.16	7/8	13,783.00	7/8	13,955.32
15/16	13,103.92	15/16	13,274.29	15/16	13,445.16	15/16	13,616.52	15/16	13,788.37	15/16	13,960.71
3	13,109.23	5	13,279.62	7	13,450.51	9	13,621.88	11	13,793.74	1	13,966.10
1/16	13,114.55	1/16	13,284.96	1/16	13,455.86	1/16	13,627.25	1/16	13,799.13	1/16	13,971.50
1/8	13,119.87	1/8	13,290.30	1/8	13,461.21	1/8	13,632.61	1/8	13,804.51	1/8	13,976.90
3/16	13,125.19	3/16	13,295.63	3/16	13,466.56	3/16	13,637.98	3/16	13,809.89	3/16	13,982.29
1/4	13,130.51	1/4	13,300.97	1/4	13,471.91	1/4	13,643.35	1/4	13,815.27	1/4	13,987.69
5/16	13,135.84	5/16	13,306.30	5/16	13,477.26	5/16	13,648.71	5/16	13,820.66	5/16	13,993.09
3/8	13,141.16	3/8	13,311.64	3/8	13,482.62	3/8	13,654.08	3/8	13,826.04	3/8	13,998.49
7/16	13,146.48	7/16	13,316.98	7/16	13,487.97	7/16	13,659.45	7/16	13,831.42	7/16	14,003.89
1/2	13,151.80	1/2	13,322.31	1/2	13,493.32	1/2	13,664.82	1/2	13,836.80	1/2	14,009.28
9/16	13,157.12	9/16	13,327.65	9/16	13,498.67	9/16	13,670.18	9/16	13,842.19	9/16	14,014.68
5/8	13,162.44	5/8	13,332.99	5/8	13,504.02	5/8	13,675.55	5/8	13,847.57	5/8	14,020.08
11/16	13,167.76	11/16	13,338.32	11/16	13,509.37	11/16	13,680.92	11/16	13,852.95	11/16	14,025.48
3/4	13,173.08	3/4	13,343.66	3/4	13,514.73	3/4	13,686.28	3/4	13,858.33	3/4	14,030.87
13/16	13,178.40	13/16	13,348.99	13/16	13,520.08	13/16	13,691.65	13/16	13,863.71	13/16	14,036.27
7/8	13,183.72	7/8	13,354.33	7/8	13,525.43	7/8	13,697.02	7/8	13,869.10	7/8	14,041.67
15/16	13,189.04	15/16	13,359.67	15/16	13,530.78	15/16	13,702.38	15/16	13,874.48	15/16	14,047.07

This chart is Certified for Tank: 6 only. No changes are permissible without the written consent of GAUGE POINT CALIBRATION.

For calibration specification information, see certificate on page 1.

Tank No: 6
GAUGE POINT CALIBRATION
1-800-205-TANK

Red Hill, Pearl Harbor, HI

Issue Date: 12/22/2006

Capacities given in barrels of 42 U.S. gallons.

Gauge Height: 257'-07 7/8"

in/in	24 FT	in/in	24 FT	in/in	24 FT	in/in	24 FT	in/in	24 FT	in/in	25 FT
2	14,052.47	4	14,225.56	6	14,399.15	8	14,573.24	10	14,747.82	0	14,922.89
1/16	14,057.87	1/16	14,230.98	1/16	14,404.59	1/16	14,578.69	1/16	14,753.28	1/16	14,928.38
1/8	14,063.28	1/8	14,236.40	1/8	14,410.02	1/8	14,584.14	1/8	14,758.75	1/8	14,933.86
3/16	14,068.68	3/16	14,241.82	3/16	14,415.46	3/16	14,589.59	3/16	14,764.22	3/16	14,939.34
1/4	14,074.09	1/4	14,247.24	1/4	14,420.90	1/4	14,595.04	1/4	14,769.69	1/4	14,944.82
5/16	14,079.49	5/16	14,252.67	5/16	14,426.33	5/16	14,600.50	5/16	14,775.15	5/16	14,950.31
3/8	14,084.90	3/8	14,258.09	3/8	14,431.77	3/8	14,605.95	3/8	14,780.62	3/8	14,955.79
7/16	14,090.30	7/16	14,263.51	7/16	14,437.21	7/16	14,611.40	7/16	14,786.09	7/16	14,961.27
1/2	14,095.71	1/2	14,268.93	1/2	14,442.64	1/2	14,616.85	1/2	14,791.56	1/2	14,966.76
9/16	14,101.11	9/16	14,274.35	9/16	14,448.08	9/16	14,622.30	9/16	14,797.02	9/16	14,972.24
5/8	14,106.52	5/8	14,279.77	5/8	14,453.51	5/8	14,627.75	5/8	14,802.49	5/8	14,977.72
11/16	14,111.92	11/16	14,285.19	11/16	14,458.95	11/16	14,633.21	11/16	14,807.96	11/16	14,983.20
3/4	14,117.33	3/4	14,290.61	3/4	14,464.39	3/4	14,638.66	3/4	14,813.42	3/4	14,988.69
13/16	14,122.74	13/16	14,296.03	13/16	14,469.82	13/16	14,644.11	13/16	14,818.89	13/16	14,994.17
7/8	14,128.14	7/8	14,301.45	7/8	14,475.26	7/8	14,649.56	7/8	14,824.36	7/8	14,999.65
15/16	14,133.55	15/16	14,306.87	15/16	14,480.70	15/16	14,655.01	15/16	14,829.83	15/16	15,005.14
3	14,138.95	5	14,312.30	7	14,486.13	9	14,660.47	11	14,835.29	1	15,010.62
1/16	14,144.36	1/16	14,317.72	1/16	14,491.58	1/16	14,665.92	1/16	14,840.77	1/16	15,016.11
1/8	14,149.78	1/8	14,323.15	1/8	14,497.02	1/8	14,671.38	1/8	14,846.24	1/8	15,021.60
3/16	14,155.19	3/16	14,328.58	3/16	14,502.46	3/16	14,676.84	3/16	14,851.72	3/16	15,027.09
1/4	14,160.60	1/4	14,334.01	1/4	14,507.91	1/4	14,682.30	1/4	14,857.19	1/4	15,032.58
5/16	14,166.02	5/16	14,339.44	5/16	14,513.35	5/16	14,687.76	5/16	14,862.67	5/16	15,038.07
3/8	14,171.43	3/8	14,344.87	3/8	14,518.80	3/8	14,693.22	3/8	14,868.14	3/8	15,043.56
7/16	14,176.84	7/16	14,350.29	7/16	14,524.24	7/16	14,698.68	7/16	14,873.62	7/16	15,049.05
1/2	14,182.26	1/2	14,355.72	1/2	14,529.68	1/2	14,704.14	1/2	14,879.09	1/2	15,054.54
9/16	14,187.67	9/16	14,361.15	9/16	14,535.13	9/16	14,709.60	9/16	14,884.57	9/16	15,060.03
5/8	14,193.08	5/8	14,366.58	5/8	14,540.57	5/8	14,715.06	5/8	14,890.04	5/8	15,065.52
11/16	14,198.50	11/16	14,372.01	11/16	14,546.02	11/16	14,720.52	11/16	14,895.52	11/16	15,071.01
3/4	14,203.91	3/4	14,377.44	3/4	14,551.46	3/4	14,725.98	3/4	14,900.99	3/4	15,076.50
13/16	14,209.32	13/16	14,382.87	13/16	14,556.90	13/16	14,731.44	13/16	14,906.47	13/16	15,081.99
7/8	14,214.74	7/8	14,388.29	7/8	14,562.35	7/8	14,736.90	7/8	14,911.94	7/8	15,087.49
15/16	14,220.15	15/16	14,393.72	15/16	14,567.79	15/16	14,742.36	15/16	14,917.42	15/16	15,092.98

This chart is Certified for Tank: 6 only. No changes are permissible without the written consent of GAUGE POINT CALIBRATION.

For calibration specification information, see certificate on page 1.

Tank No: 6
GAUGE POINT CALIBRATION
1-800-205-TANK

Red Hill, Pearl Harbor, HI

Issue Date: 12/22/2006

Capacities given in barrels of 42 U.S. gallons.

Gauge Height: 257'-07 7/8"

in/in	25 FT	in/in	25 FT	in/in	25 FT	in/in	25 FT	in/in	25 FT	in/in	26 FT
2	15,098.47	4	15,274.54	6	15,451.11	8	15,628.17	10	15,805.74	0	15,983.81
1/16	15,103.96	1/16	15,280.05	1/16	15,456.63	1/16	15,633.72	1/16	15,811.30	1/16	15,989.38
1/8	15,109.46	1/8	15,285.56	1/8	15,462.16	1/8	15,639.26	1/8	15,816.86	1/8	15,994.96
3/16	15,114.96	3/16	15,291.08	3/16	15,467.69	3/16	15,644.81	3/16	15,822.42	3/16	16,000.54
1/4	15,120.46	1/4	15,296.59	1/4	15,473.22	1/4	15,650.35	1/4	15,827.98	1/4	16,006.11
5/16	15,125.96	5/16	15,302.11	5/16	15,478.75	5/16	15,655.90	5/16	15,833.54	5/16	16,011.69
3/8	15,131.46	3/8	15,307.62	3/8	15,484.28	3/8	15,661.44	3/8	15,839.10	3/8	16,017.26
7/16	15,136.95	7/16	15,313.13	7/16	15,489.81	7/16	15,666.99	7/16	15,844.66	7/16	16,022.84
1/2	15,142.45	1/2	15,318.65	1/2	15,495.34	1/2	15,672.53	1/2	15,850.22	1/2	16,028.42
9/16	15,147.95	9/16	15,324.16	9/16	15,500.87	9/16	15,678.08	9/16	15,855.79	9/16	16,033.99
5/8	15,153.45	5/8	15,329.68	5/8	15,506.40	5/8	15,683.62	5/8	15,861.35	5/8	16,039.57
11/16	15,158.95	11/16	15,335.19	11/16	15,511.93	11/16	15,689.17	11/16	15,866.91	11/16	16,045.15
3/4	15,164.45	3/4	15,340.70	3/4	15,517.46	3/4	15,694.71	3/4	15,872.47	3/4	16,050.72
13/16	15,169.94	13/16	15,346.22	13/16	15,522.99	13/16	15,700.26	13/16	15,878.03	13/16	16,056.30
7/8	15,175.44	7/8	15,351.73	7/8	15,528.52	7/8	15,705.80	7/8	15,883.59	7/8	16,061.88
15/16	15,180.94	15/16	15,357.25	15/16	15,534.05	15/16	15,711.35	15/16	15,889.15	15/16	16,067.45
3	15,186.44	5	15,362.76	7	15,539.58	9	15,716.89	11	15,894.71	1	16,073.03
1/16	15,191.95	1/16	15,368.28	1/16	15,545.11	1/16	15,722.45	1/16	15,900.28	1/16	16,078.61
1/8	15,197.45	1/8	15,373.80	1/8	15,550.65	1/8	15,728.00	1/8	15,905.85	1/8	16,084.20
3/16	15,202.96	3/16	15,379.32	3/16	15,556.19	3/16	15,733.55	3/16	15,911.42	3/16	16,089.78
1/4	15,208.46	1/4	15,384.85	1/4	15,561.73	1/4	15,739.10	1/4	15,916.98	1/4	16,095.36
5/16	15,213.97	5/16	15,390.37	5/16	15,567.26	5/16	15,744.66	5/16	15,922.55	5/16	16,100.95
3/8	15,219.48	3/8	15,395.89	3/8	15,572.80	3/8	15,750.21	3/8	15,928.12	3/8	16,106.53
7/16	15,224.98	7/16	15,401.41	7/16	15,578.34	7/16	15,755.76	7/16	15,933.69	7/16	16,112.12
1/2	15,230.49	1/2	15,406.93	1/2	15,583.87	1/2	15,761.32	1/2	15,939.26	1/2	16,117.70
9/16	15,235.99	9/16	15,412.45	9/16	15,589.41	9/16	15,766.87	9/16	15,944.83	9/16	16,123.29
5/8	15,241.50	5/8	15,417.98	5/8	15,594.95	5/8	15,772.42	5/8	15,950.40	5/8	16,128.87
11/16	15,247.01	11/16	15,423.50	11/16	15,600.49	11/16	15,777.98	11/16	15,955.96	11/16	16,134.45
3/4	15,252.51	3/4	15,429.02	3/4	15,606.02	3/4	15,783.53	3/4	15,961.53	3/4	16,140.04
13/16	15,258.02	13/16	15,434.54	13/16	15,611.56	13/16	15,789.08	13/16	15,967.10	13/16	16,145.62
7/8	15,263.52	7/8	15,440.06	7/8	15,617.10	7/8	15,794.63	7/8	15,972.67	7/8	16,151.21
15/16	15,269.03	15/16	15,445.58	15/16	15,622.64	15/16	15,800.19	15/16	15,978.24	15/16	16,156.79

This chart is Certified for Tank: 6 only. No changes are permissible without the written consent of GAUGE POINT CALIBRATION.

For calibration specification information, see certificate on page 1.

Tank No: 6
GAUGE POINT CALIBRATION
1-800-205-TANK

Red Hill, Pearl Harbor, HI

Issue Date: 12/22/2006

Capacities given in barrels of 42 U.S. gallons.

Gauge Height: 257'-07 7/8"

in/in	26 FT	in/in	26 FT	in/in	26 FT	in/in	26 FT	in/in	26 FT	in/in	27 FT
2	16,162.37	4	16,341.44	6	16,521.02	8	16,701.09	10	16,881.67	0	17,062.75
1/16	16,167.97	1/16	16,347.05	1/16	16,526.64	1/16	16,706.73	1/16	16,887.32	1/16	17,068.42
1/8	16,173.56	1/8	16,352.66	1/8	16,532.26	1/8	16,712.37	1/8	16,892.98	1/8	17,074.09
3/16	16,179.15	3/16	16,358.27	3/16	16,537.89	3/16	16,718.01	3/16	16,898.63	3/16	17,079.76
1/4	16,184.74	1/4	16,363.87	1/4	16,543.51	1/4	16,723.65	1/4	16,904.29	1/4	17,085.43
5/16	16,190.33	5/16	16,369.48	5/16	16,549.13	5/16	16,729.29	5/16	16,909.94	5/16	17,091.11
3/8	16,195.93	3/8	16,375.09	3/8	16,554.76	3/8	16,734.93	3/8	16,915.60	3/8	17,096.78
7/16	16,201.52	7/16	16,380.70	7/16	16,560.38	7/16	16,740.56	7/16	16,921.25	7/16	17,102.45
1/2	16,207.11	1/2	16,386.31	1/2	16,566.00	1/2	16,746.20	1/2	16,926.91	1/2	17,108.12
9/16	16,212.70	9/16	16,391.91	9/16	16,571.63	9/16	16,751.84	9/16	16,932.56	9/16	17,113.79
5/8	16,218.29	5/8	16,397.52	5/8	16,577.25	5/8	16,757.48	5/8	16,938.22	5/8	17,119.46
11/16	16,223.89	11/16	16,403.13	11/16	16,582.87	11/16	16,763.12	11/16	16,943.87	11/16	17,125.13
3/4	16,229.48	3/4	16,408.74	3/4	16,588.50	3/4	16,768.76	3/4	16,949.53	3/4	17,130.80
13/16	16,235.07	13/16	16,414.34	13/16	16,594.12	13/16	16,774.40	13/16	16,955.18	13/16	17,136.47
7/8	16,240.66	7/8	16,419.95	7/8	16,599.74	7/8	16,780.04	7/8	16,960.84	7/8	17,142.14
15/16	16,246.25	15/16	16,425.56	15/16	16,605.37	15/16	16,785.68	15/16	16,966.49	15/16	17,147.81
3	16,251.85	5	16,431.17	7	16,610.99	9	16,791.32	11	16,972.15	1	17,153.48
1/16	16,257.45	1/16	16,436.78	1/16	16,616.62	1/16	16,796.96	1/16	16,977.81	1/16	17,159.16
1/8	16,263.05	1/8	16,442.40	1/8	16,622.25	1/8	16,802.61	1/8	16,983.47	1/8	17,164.84
3/16	16,268.65	3/16	16,448.01	3/16	16,627.88	3/16	16,808.26	3/16	16,989.14	3/16	17,170.52
1/4	16,274.25	1/4	16,453.63	1/4	16,633.52	1/4	16,813.90	1/4	16,994.80	1/4	17,176.20
5/16	16,279.85	5/16	16,459.24	5/16	16,639.15	5/16	16,819.55	5/16	17,000.46	5/16	17,181.88
3/8	16,285.45	3/8	16,464.86	3/8	16,644.78	3/8	16,825.20	3/8	17,006.12	3/8	17,187.55
7/16	16,291.05	7/16	16,470.48	7/16	16,650.41	7/16	16,830.85	7/16	17,011.79	7/16	17,193.23
1/2	16,296.65	1/2	16,476.09	1/2	16,656.04	1/2	16,836.49	1/2	17,017.45	1/2	17,198.91
9/16	16,302.24	9/16	16,481.71	9/16	16,661.67	9/16	16,842.14	9/16	17,023.11	9/16	17,204.59
5/8	16,307.84	5/8	16,487.32	5/8	16,667.30	5/8	16,847.79	5/8	17,028.78	5/8	17,210.27
11/16	16,313.44	11/16	16,492.94	11/16	16,672.93	11/16	16,853.43	11/16	17,034.44	11/16	17,215.95
3/4	16,319.04	3/4	16,498.55	3/4	16,678.57	3/4	16,859.08	3/4	17,040.10	3/4	17,221.63
13/16	16,324.64	13/16	16,504.17	13/16	16,684.20	13/16	16,864.73	13/16	17,045.76	13/16	17,227.30
7/8	16,330.24	7/8	16,509.78	7/8	16,689.83	7/8	16,870.38	7/8	17,051.43	7/8	17,232.98
15/16	16,335.84	15/16	16,515.40	15/16	16,695.46	15/16	16,876.02	15/16	17,057.09	15/16	17,238.66

This chart is Certified for Tank: 6 only. No changes are permissible without the written consent of GAUGE POINT CALIBRATION.

For calibration specification information, see certificate on page 1.

Tank No: 6
GAUGE POINT CALIBRATION
1-800-205-TANK

Red Hill, Pearl Harbor, HI

Issue Date: 12/22/2006

Capacities given in barrels of 42 U.S. gallons.

Gauge Height: 257'-07 7/8"

in/in	27 FT	in/in	27 FT	in/in	27 FT	in/in	27 FT	in/in	27 FT	in/in	28 FT
2	17,244.34	4	17,426.43	6	17,609.03	8	17,792.14	10	17,975.76	0	18,159.88
1/16	17,250.03	1/16	17,432.14	1/16	17,614.75	1/16	17,797.88	1/16	17,981.51	1/16	18,165.65
1/8	17,255.71	1/8	17,437.84	1/8	17,620.47	1/8	17,803.61	1/8	17,987.26	1/8	18,171.41
3/16	17,261.40	3/16	17,443.54	3/16	17,626.19	3/16	17,809.34	3/16	17,993.01	3/16	18,177.18
1/4	17,267.09	1/4	17,449.24	1/4	17,631.91	1/4	17,815.08	1/4	17,998.76	1/4	18,182.95
5/16	17,272.77	5/16	17,454.95	5/16	17,637.63	5/16	17,820.81	5/16	18,004.51	5/16	18,188.71
3/8	17,278.46	3/8	17,460.65	3/8	17,643.34	3/8	17,826.55	3/8	18,010.26	3/8	18,194.48
7/16	17,284.15	7/16	17,466.35	7/16	17,649.06	7/16	17,832.28	7/16	18,016.01	7/16	18,200.24
1/2	17,289.83	1/2	17,472.05	1/2	17,654.78	1/2	17,838.01	1/2	18,021.76	1/2	18,206.01
9/16	17,295.52	9/16	17,477.76	9/16	17,660.50	9/16	17,843.75	9/16	18,027.51	9/16	18,211.78
5/8	17,301.21	5/8	17,483.46	5/8	17,666.22	5/8	17,849.48	5/8	18,033.26	5/8	18,217.54
11/16	17,306.89	11/16	17,489.16	11/16	17,671.93	11/16	17,855.22	11/16	18,039.01	11/16	18,223.31
3/4	17,312.58	3/4	17,494.86	3/4	17,677.65	3/4	17,860.95	3/4	18,044.76	3/4	18,229.07
13/16	17,318.26	13/16	17,500.56	13/16	17,683.37	13/16	17,866.69	13/16	18,050.51	13/16	18,234.84
7/8	17,323.95	7/8	17,506.27	7/8	17,689.09	7/8	17,872.42	7/8	18,056.26	7/8	18,240.60
15/16	17,329.64	15/16	17,511.97	15/16	17,694.81	15/16	17,878.15	15/16	18,062.01	15/16	18,246.37
3	17,335.32	5	17,517.67	7	17,700.53	9	17,883.89	11	18,067.76	1	18,252.14
1/16	17,341.02	1/16	17,523.38	1/16	17,706.25	1/16	17,889.63	1/16	18,073.51	1/16	18,257.91
1/8	17,346.71	1/8	17,529.09	1/8	17,711.98	1/8	17,895.37	1/8	18,079.27	1/8	18,263.68
3/16	17,352.41	3/16	17,534.80	3/16	17,717.70	3/16	17,901.11	3/16	18,085.03	3/16	18,269.46
1/4	17,358.10	1/4	17,540.51	1/4	17,723.43	1/4	17,906.85	1/4	18,090.79	1/4	18,275.23
5/16	17,363.80	5/16	17,546.22	5/16	17,729.16	5/16	17,912.60	5/16	18,096.55	5/16	18,281.01
3/8	17,369.49	3/8	17,551.93	3/8	17,734.88	3/8	17,918.34	3/8	18,102.30	3/8	18,286.78
7/16	17,375.18	7/16	17,557.64	7/16	17,740.61	7/16	17,924.08	7/16	18,108.06	7/16	18,292.55
1/2	17,380.88	1/2	17,563.35	1/2	17,746.33	1/2	17,929.82	1/2	18,113.82	1/2	18,298.33
9/16	17,386.57	9/16	17,569.06	9/16	17,752.06	9/16	17,935.56	9/16	18,119.58	9/16	18,304.10
5/8	17,392.27	5/8	17,574.77	5/8	17,757.79	5/8	17,941.31	5/8	18,125.34	5/8	18,309.87
11/16	17,397.96	11/16	17,580.48	11/16	17,763.51	11/16	17,947.05	11/16	18,131.09	11/16	18,315.65
3/4	17,403.66	3/4	17,586.19	3/4	17,769.24	3/4	17,952.79	3/4	18,136.85	3/4	18,321.42
13/16	17,409.35	13/16	17,591.90	13/16	17,774.96	13/16	17,958.53	13/16	18,142.61	13/16	18,327.20
7/8	17,415.05	7/8	17,597.61	7/8	17,780.69	7/8	17,964.27	7/8	18,148.37	7/8	18,332.97
15/16	17,420.74	15/16	17,603.32	15/16	17,786.42	15/16	17,970.02	15/16	18,154.13	15/16	18,338.74

This chart is Certified for Tank: 6 only. No changes are permissible without the written consent of GAUGE POINT CALIBRATION.

For calibration specification information, see certificate on page 1.

Tank No: 6
GAUGE POINT CALIBRATION
1-800-205-TANK

Red Hill, Pearl Harbor, HI

Issue Date: 12/22/2006

Capacities given in barrels of 42 U.S. gallons.

Gauge Height: 257'-07 7/8"

in/in	28 FT	in/in	28 FT	in/in	28 FT	in/in	28 FT	in/in	28 FT	in/in	29 FT
2	18,344.52	4	18,529.66	6	18,715.32	8	18,901.48	10	19,088.16	0	19,275.35
1/16	18,350.30	1/16	18,535.46	1/16	18,721.13	1/16	18,907.31	1/16	19,094.01	1/16	19,281.21
1/8	18,356.08	1/8	18,541.26	1/8	18,726.94	1/8	18,913.14	1/8	19,099.85	1/8	19,287.07
3/16	18,361.86	3/16	18,547.05	3/16	18,732.76	3/16	18,918.97	3/16	19,105.70	3/16	19,292.94
1/4	18,367.64	1/4	18,552.85	1/4	18,738.57	1/4	18,924.80	1/4	19,111.54	1/4	19,298.80
5/16	18,373.43	5/16	18,558.65	5/16	18,744.38	5/16	18,930.63	5/16	19,117.39	5/16	19,304.66
3/8	18,379.21	3/8	18,564.45	3/8	18,750.20	3/8	18,936.46	3/8	19,123.23	3/8	19,310.52
7/16	18,384.99	7/16	18,570.24	7/16	18,756.01	7/16	18,942.29	7/16	19,129.08	7/16	19,316.38
1/2	18,390.77	1/2	18,576.04	1/2	18,761.82	1/2	18,948.12	1/2	19,134.93	1/2	19,322.24
9/16	18,396.55	9/16	18,581.84	9/16	18,767.64	9/16	18,953.95	9/16	19,140.77	9/16	19,328.11
5/8	18,402.33	5/8	18,587.64	5/8	18,773.45	5/8	18,959.78	5/8	19,146.62	5/8	19,333.97
11/16	18,408.12	11/16	18,593.44	11/16	18,779.27	11/16	18,965.61	11/16	19,152.46	11/16	19,339.83
3/4	18,413.90	3/4	18,599.23	3/4	18,785.08	3/4	18,971.44	3/4	19,158.31	3/4	19,345.69
13/16	18,419.68	13/16	18,605.03	13/16	18,790.89	13/16	18,977.27	13/16	19,164.15	13/16	19,351.55
7/8	18,425.46	7/8	18,610.83	7/8	18,796.71	7/8	18,983.10	7/8	19,170.00	7/8	19,357.42
15/16	18,431.24	15/16	18,616.63	15/16	18,802.52	15/16	18,988.93	15/16	19,175.85	15/16	19,363.28
3	18,437.02	5	18,622.42	7	18,808.33	9	18,994.76	11	19,181.69	1	19,369.14
1/16	18,442.81	1/16	18,628.23	1/16	18,814.16	1/16	19,000.59	1/16	19,187.54	1/16	19,375.01
1/8	18,448.60	1/8	18,634.04	1/8	18,819.98	1/8	19,006.43	1/8	19,193.40	1/8	19,380.88
3/16	18,454.39	3/16	18,639.84	3/16	18,825.80	3/16	19,012.27	3/16	19,199.25	3/16	19,386.75
1/4	18,460.18	1/4	18,645.65	1/4	18,831.62	1/4	19,018.11	1/4	19,205.11	1/4	19,392.62
5/16	18,465.97	5/16	18,651.45	5/16	18,837.44	5/16	19,023.94	5/16	19,210.96	5/16	19,398.49
3/8	18,471.76	3/8	18,657.26	3/8	18,843.26	3/8	19,029.78	3/8	19,216.81	3/8	19,404.36
7/16	18,477.55	7/16	18,663.06	7/16	18,849.09	7/16	19,035.62	7/16	19,222.67	7/16	19,410.23
1/2	18,483.34	1/2	18,668.87	1/2	18,854.91	1/2	19,041.46	1/2	19,228.52	1/2	19,416.10
9/16	18,489.13	9/16	18,674.68	9/16	18,860.73	9/16	19,047.30	9/16	19,234.37	9/16	19,421.97
5/8	18,494.92	5/8	18,680.48	5/8	18,866.55	5/8	19,053.13	5/8	19,240.23	5/8	19,427.84
11/16	18,500.71	11/16	18,686.29	11/16	18,872.37	11/16	19,058.97	11/16	19,246.08	11/16	19,433.71
3/4	18,506.50	3/4	18,692.09	3/4	18,878.19	3/4	19,064.81	3/4	19,251.94	3/4	19,439.58
13/16	18,512.29	13/16	18,697.90	13/16	18,884.02	13/16	19,070.65	13/16	19,257.79	13/16	19,445.45
7/8	18,518.08	7/8	18,703.70	7/8	18,889.84	7/8	19,076.48	7/8	19,263.64	7/8	19,451.32
15/16	18,523.87	15/16	18,709.51	15/16	18,895.66	15/16	19,082.32	15/16	19,269.50	15/16	19,457.19

This chart is Certified for Tank: 6 only. No changes are permissible without the written consent of GAUGE POINT CALIBRATION.

For calibration specification information, see certificate on page 1.

Tank No: 6
GAUGE POINT CALIBRATION
1-800-205-TANK

Red Hill, Pearl Harbor, HI

Issue Date: 12/22/2006

Capacities given in barrels of 42 U.S. gallons.

Gauge Height: 257'-07 7/8"

in/in	29 FT	in/in	29 FT	in/in	29 FT	in/in	29 FT	in/in	29 FT	in/in	30 FT
2	19,463.06	4	19,651.27	6	19,840.01	8	20,029.26	10	20,219.02	0	20,409.31
1/16	19,468.93	1/16	19,657.17	1/16	19,845.92	1/16	20,035.18	1/16	20,224.97	1/16	20,415.27
1/8	19,474.81	1/8	19,663.06	1/8	19,851.83	1/8	20,041.11	1/8	20,230.91	1/8	20,421.22
3/16	19,480.69	3/16	19,668.96	3/16	19,857.74	3/16	20,047.04	3/16	20,236.85	3/16	20,427.18
1/4	19,486.57	1/4	19,674.85	1/4	19,863.65	1/4	20,052.96	1/4	20,242.79	1/4	20,433.14
5/16	19,492.44	5/16	19,680.74	5/16	19,869.56	5/16	20,058.89	5/16	20,248.74	5/16	20,439.10
3/8	19,498.32	3/8	19,686.64	3/8	19,875.47	3/8	20,064.81	3/8	20,254.68	3/8	20,445.05
7/16	19,504.20	7/16	19,692.53	7/16	19,881.38	7/16	20,070.74	7/16	20,260.62	7/16	20,451.01
1/2	19,510.08	1/2	19,698.43	1/2	19,887.29	1/2	20,076.67	1/2	20,266.56	1/2	20,456.97
9/16	19,515.96	9/16	19,704.32	9/16	19,893.20	9/16	20,082.59	9/16	20,272.50	9/16	20,462.93
5/8	19,521.83	5/8	19,710.21	5/8	19,899.11	5/8	20,088.52	5/8	20,278.45	5/8	20,468.89
11/16	19,527.71	11/16	19,716.11	11/16	19,905.02	11/16	20,094.45	11/16	20,284.39	11/16	20,474.84
3/4	19,533.59	3/4	19,722.00	3/4	19,910.93	3/4	20,100.37	3/4	20,290.33	3/4	20,480.80
13/16	19,539.47	13/16	19,727.90	13/16	19,916.84	13/16	20,106.30	13/16	20,296.27	13/16	20,486.76
7/8	19,545.34	7/8	19,733.79	7/8	19,922.75	7/8	20,112.22	7/8	20,302.22	7/8	20,492.72
15/16	19,551.22	15/16	19,739.68	15/16	19,928.66	15/16	20,118.15	15/16	20,308.16	15/16	20,498.68
3	19,557.10	5	19,745.58	7	19,934.57	9	20,124.08	11	20,314.10	1	20,504.63
1/16	19,562.99	1/16	19,751.48	1/16	19,940.49	1/16	20,130.01	1/16	20,320.05	1/16	20,510.60
1/8	19,568.87	1/8	19,757.38	1/8	19,946.40	1/8	20,135.94	1/8	20,326.00	1/8	20,516.57
3/16	19,574.76	3/16	19,763.28	3/16	19,952.32	3/16	20,141.88	3/16	20,331.95	3/16	20,522.53
1/4	19,580.64	1/4	19,769.18	1/4	19,958.24	1/4	20,147.81	1/4	20,337.90	1/4	20,528.50
5/16	19,586.53	5/16	19,775.09	5/16	19,964.16	5/16	20,153.75	5/16	20,343.85	5/16	20,534.47
3/8	19,592.42	3/8	19,780.99	3/8	19,970.08	3/8	20,159.68	3/8	20,349.80	3/8	20,540.43
7/16	19,598.30	7/16	19,786.89	7/16	19,976.00	7/16	20,165.62	7/16	20,355.75	7/16	20,546.40
1/2	19,604.19	1/2	19,792.79	1/2	19,981.91	1/2	20,171.55	1/2	20,361.70	1/2	20,552.37
9/16	19,610.07	9/16	19,798.69	9/16	19,987.83	9/16	20,177.48	9/16	20,367.65	9/16	20,558.33
5/8	19,615.96	5/8	19,804.60	5/8	19,993.75	5/8	20,183.42	5/8	20,373.60	5/8	20,564.30
11/16	19,621.84	11/16	19,810.50	11/16	19,999.67	11/16	20,189.35	11/16	20,379.56	11/16	20,570.27
3/4	19,627.73	3/4	19,816.40	3/4	20,005.59	3/4	20,195.29	3/4	20,385.51	3/4	20,576.23
13/16	19,633.62	13/16	19,822.30	13/16	20,011.50	13/16	20,201.22	13/16	20,391.46	13/16	20,582.20
7/8	19,639.50	7/8	19,828.20	7/8	20,017.42	7/8	20,207.16	7/8	20,397.41	7/8	20,588.17
15/16	19,645.39	15/16	19,834.11	15/16	20,023.34	15/16	20,213.09	15/16	20,403.36	15/16	20,594.13

This chart is Certified for Tank: 6 only. No changes are permissible without the written consent of GAUGE POINT CALIBRATION.

For calibration specification information, see certificate on page 1.

Tank No: 6
GAUGE POINT CALIBRATION
1-800-205-TANK

Red Hill, Pearl Harbor, HI

Issue Date: 12/22/2006

Capacities given in barrels of 42 U.S. gallons.

Gauge Height: 257'-07 7/8"

in/in	30 FT	in/in	30 FT	in/in	30 FT	in/in	30 FT	in/in	30 FT	in/in	31 FT
2	20,600.10	4	20,791.42	6	20,983.26	8	21,175.62	10	21,368.49	0	21,561.90
1/16	20,606.07	1/16	20,797.41	1/16	20,989.26	1/16	21,181.64	1/16	21,374.53	1/16	21,567.95
1/8	20,612.05	1/8	20,803.40	1/8	20,995.27	1/8	21,187.66	1/8	21,380.57	1/8	21,574.01
3/16	20,618.02	3/16	20,809.39	3/16	21,001.28	3/16	21,193.69	3/16	21,386.61	3/16	21,580.06
1/4	20,624.00	1/4	20,815.38	1/4	21,007.29	1/4	21,199.71	1/4	21,392.65	1/4	21,586.12
5/16	20,629.97	5/16	20,821.37	5/16	21,013.29	5/16	21,205.73	5/16	21,398.69	5/16	21,592.18
3/8	20,635.95	3/8	20,827.36	3/8	21,019.30	3/8	21,211.76	3/8	21,404.73	3/8	21,598.23
7/16	20,641.92	7/16	20,833.35	7/16	21,025.31	7/16	21,217.78	7/16	21,410.77	7/16	21,604.29
1/2	20,647.90	1/2	20,839.35	1/2	21,031.31	1/2	21,223.80	1/2	21,416.81	1/2	21,610.34
9/16	20,653.87	9/16	20,845.34	9/16	21,037.32	9/16	21,229.83	9/16	21,422.85	9/16	21,616.40
5/8	20,659.85	5/8	20,851.33	5/8	21,043.33	5/8	21,235.85	5/8	21,428.89	5/8	21,622.46
11/16	20,665.82	11/16	20,857.32	11/16	21,049.34	11/16	21,241.87	11/16	21,434.93	11/16	21,628.51
3/4	20,671.79	3/4	20,863.31	3/4	21,055.34	3/4	21,247.90	3/4	21,440.97	3/4	21,634.57
13/16	20,677.77	13/16	20,869.30	13/16	21,061.35	13/16	21,253.92	13/16	21,447.01	13/16	21,640.62
7/8	20,683.74	7/8	20,875.29	7/8	21,067.36	7/8	21,259.94	7/8	21,453.05	7/8	21,646.68
15/16	20,689.72	15/16	20,881.28	15/16	21,073.36	15/16	21,265.97	15/16	21,459.09	15/16	21,652.74
3	20,695.69	5	20,887.27	7	21,079.37	9	21,271.99	11	21,465.13	1	21,658.79
1/16	20,701.68	1/16	20,893.27	1/16	21,085.39	1/16	21,278.02	1/16	21,471.18	1/16	21,664.86
1/8	20,707.66	1/8	20,899.27	1/8	21,091.40	1/8	21,284.05	1/8	21,477.23	1/8	21,670.92
3/16	20,713.64	3/16	20,905.27	3/16	21,097.42	3/16	21,290.08	3/16	21,483.27	3/16	21,676.98
1/4	20,719.62	1/4	20,911.27	1/4	21,103.43	1/4	21,296.12	1/4	21,489.32	1/4	21,683.05
5/16	20,725.61	5/16	20,917.27	5/16	21,109.45	5/16	21,302.15	5/16	21,495.37	5/16	21,689.11
3/8	20,731.59	3/8	20,923.27	3/8	21,115.46	3/8	21,308.18	3/8	21,501.42	3/8	21,695.18
7/16	20,737.57	7/16	20,929.27	7/16	21,121.48	7/16	21,314.21	7/16	21,507.46	7/16	21,701.24
1/2	20,743.56	1/2	20,935.26	1/2	21,127.49	1/2	21,320.24	1/2	21,513.51	1/2	21,707.30
9/16	20,749.54	9/16	20,941.26	9/16	21,133.51	9/16	21,326.27	9/16	21,519.56	9/16	21,713.37
5/8	20,755.52	5/8	20,947.26	5/8	21,139.52	5/8	21,332.31	5/8	21,525.61	5/8	21,719.43
11/16	20,761.50	11/16	20,953.26	11/16	21,145.54	11/16	21,338.34	11/16	21,531.66	11/16	21,725.50
3/4	20,767.49	3/4	20,959.26	3/4	21,151.55	3/4	21,344.37	3/4	21,537.70	3/4	21,731.56
13/16	20,773.47	13/16	20,965.26	13/16	21,157.57	13/16	21,350.40	13/16	21,543.75	13/16	21,737.63
7/8	20,779.45	7/8	20,971.26	7/8	21,163.59	7/8	21,356.43	7/8	21,549.80	7/8	21,743.69
15/16	20,785.44	15/16	20,977.26	15/16	21,169.60	15/16	21,362.46	15/16	21,555.85	15/16	21,749.75

This chart is Certified for Tank: 6 only. No changes are permissible without the written consent of GAUGE POINT CALIBRATION.

For calibration specification information, see certificate on page 1.

Tank No: 6
GAUGE POINT CALIBRATION
1-800-205-TANK

Red Hill, Pearl Harbor, HI

Issue Date: 12/22/2006

Capacities given in barrels of 42 U.S. gallons.

Gauge Height: 257'-07 7/8"

in/in	31 FT	in/in	31 FT	in/in	31 FT	in/in	31 FT	in/in	31 FT	in/in	32 FT
2	21,755.82	4	21,950.26	6	22,145.23	8	22,340.72	10	22,536.74	0	22,733.29
1/16	21,761.89	1/16	21,956.35	1/16	22,151.34	1/16	22,346.85	1/16	22,542.88	1/16	22,739.44
1/8	21,767.96	1/8	21,962.44	1/8	22,157.44	1/8	22,352.97	1/8	22,549.02	1/8	22,745.59
3/16	21,774.03	3/16	21,968.53	3/16	22,163.55	3/16	22,359.09	3/16	22,555.16	3/16	22,751.75
1/4	21,780.11	1/4	21,974.62	1/4	22,169.65	1/4	22,365.21	1/4	22,561.29	1/4	22,757.90
5/16	21,786.18	5/16	21,980.71	5/16	22,175.76	5/16	22,371.33	5/16	22,567.43	5/16	22,764.06
3/8	21,792.25	3/8	21,986.80	3/8	22,181.86	3/8	22,377.45	3/8	22,573.57	3/8	22,770.21
7/16	21,798.32	7/16	21,992.88	7/16	22,187.97	7/16	22,383.57	7/16	22,579.71	7/16	22,776.37
1/2	21,804.40	1/2	21,998.97	1/2	22,194.07	1/2	22,389.70	1/2	22,585.85	1/2	22,782.52
9/16	21,810.47	9/16	22,005.06	9/16	22,200.18	9/16	22,395.82	9/16	22,591.98	9/16	22,788.67
5/8	21,816.54	5/8	22,011.15	5/8	22,206.28	5/8	22,401.94	5/8	22,598.12	5/8	22,794.83
11/16	21,822.61	11/16	22,017.24	11/16	22,212.39	11/16	22,408.06	11/16	22,604.26	11/16	22,800.98
3/4	21,828.69	3/4	22,023.33	3/4	22,218.49	3/4	22,414.18	3/4	22,610.40	3/4	22,807.14
13/16	21,834.76	13/16	22,029.42	13/16	22,224.60	13/16	22,420.30	13/16	22,616.53	13/16	22,813.29
7/8	21,840.83	7/8	22,035.50	7/8	22,230.70	7/8	22,426.43	7/8	22,622.67	7/8	22,819.45
15/16	21,846.90	15/16	22,041.59	15/16	22,236.81	15/16	22,432.55	15/16	22,628.81	15/16	22,825.60
3	21,852.98	5	22,047.68	7	22,242.91	9	22,438.67	11	22,634.95	1	22,831.75
1/16	21,859.06	1/16	22,053.78	1/16	22,249.03	1/16	22,444.80	1/16	22,641.09	1/16	22,837.92
1/8	21,865.14	1/8	22,059.88	1/8	22,255.14	1/8	22,450.93	1/8	22,647.24	1/8	22,844.08
3/16	21,871.22	3/16	22,065.97	3/16	22,261.25	3/16	22,457.06	3/16	22,653.39	3/16	22,850.24
1/4	21,877.30	1/4	22,072.07	1/4	22,267.37	1/4	22,463.19	1/4	22,659.53	1/4	22,856.40
5/16	21,883.38	5/16	22,078.17	5/16	22,273.48	5/16	22,469.32	5/16	22,665.68	5/16	22,862.57
3/8	21,889.46	3/8	22,084.26	3/8	22,279.59	3/8	22,475.45	3/8	22,671.82	3/8	22,868.73
7/16	21,895.54	7/16	22,090.36	7/16	22,285.71	7/16	22,481.58	7/16	22,677.97	7/16	22,874.89
1/2	21,901.62	1/2	22,096.46	1/2	22,291.82	1/2	22,487.71	1/2	22,684.12	1/2	22,881.05
9/16	21,907.70	9/16	22,102.55	9/16	22,297.93	9/16	22,493.83	9/16	22,690.26	9/16	22,887.22
5/8	21,913.78	5/8	22,108.65	5/8	22,304.05	5/8	22,499.96	5/8	22,696.41	5/8	22,893.38
11/16	21,919.86	11/16	22,114.75	11/16	22,310.16	11/16	22,506.09	11/16	22,702.56	11/16	22,899.54
3/4	21,925.94	3/4	22,120.84	3/4	22,316.27	3/4	22,512.22	3/4	22,708.70	3/4	22,905.70
13/16	21,932.02	13/16	22,126.94	13/16	22,322.38	13/16	22,518.35	13/16	22,714.85	13/16	22,911.87
7/8	21,938.10	7/8	22,133.04	7/8	22,328.50	7/8	22,524.48	7/8	22,720.99	7/8	22,918.03
15/16	21,944.18	15/16	22,139.13	15/16	22,334.61	15/16	22,530.61	15/16	22,727.14	15/16	22,924.19

This chart is Certified for Tank: 6 only. No changes are permissible without the written consent of GAUGE POINT CALIBRATION.

For calibration specification information, see certificate on page 1.

Tank No: 6
GAUGE POINT CALIBRATION
1-800-205-TANK

Red Hill, Pearl Harbor, HI

Issue Date: 12/22/2006

Capacities given in barrels of 42 U.S. gallons.

Gauge Height: 257'-07 7/8"

in/in	32 FT	in/in	32 FT	in/in	32 FT	in/in	32 FT	in/in	32 FT	in/in	33 FT
2	22,930.36	4	23,127.95	6	23,326.08	8	23,524.73	10	23,723.91	0	23,923.62
1/16	22,936.53	1/16	23,134.14	1/16	23,332.28	1/16	23,530.95	1/16	23,730.15	1/16	23,929.87
1/8	22,942.70	1/8	23,140.33	1/8	23,338.48	1/8	23,537.17	1/8	23,736.38	1/8	23,936.13
3/16	22,948.87	3/16	23,146.51	3/16	23,344.69	3/16	23,543.39	3/16	23,742.62	3/16	23,942.38
1/4	22,955.04	1/4	23,152.70	1/4	23,350.89	1/4	23,549.61	1/4	23,748.86	1/4	23,948.63
5/16	22,961.21	5/16	23,158.89	5/16	23,357.09	5/16	23,555.83	5/16	23,755.09	5/16	23,954.89
3/8	22,967.38	3/8	23,165.07	3/8	23,363.30	3/8	23,562.05	3/8	23,761.33	3/8	23,961.14
7/16	22,973.55	7/16	23,171.26	7/16	23,369.50	7/16	23,568.27	7/16	23,767.57	7/16	23,967.39
1/2	22,979.72	1/2	23,177.45	1/2	23,375.71	1/2	23,574.49	1/2	23,773.80	1/2	23,973.65
9/16	22,985.89	9/16	23,183.64	9/16	23,381.91	9/16	23,580.71	9/16	23,780.04	9/16	23,979.90
5/8	22,992.06	5/8	23,189.82	5/8	23,388.11	5/8	23,586.93	5/8	23,786.28	5/8	23,986.15
11/16	22,998.23	11/16	23,196.01	11/16	23,394.32	11/16	23,593.15	11/16	23,792.51	11/16	23,992.41
3/4	23,004.40	3/4	23,202.20	3/4	23,400.52	3/4	23,599.37	3/4	23,798.75	3/4	23,998.66
13/16	23,010.57	13/16	23,208.39	13/16	23,406.72	13/16	23,605.59	13/16	23,804.99	13/16	24,004.91
7/8	23,016.75	7/8	23,214.57	7/8	23,412.93	7/8	23,611.81	7/8	23,811.22	7/8	24,011.17
15/16	23,022.92	15/16	23,220.76	15/16	23,419.13	15/16	23,618.03	15/16	23,817.46	15/16	24,017.42
3	23,029.09	5	23,226.95	7	23,425.34	9	23,624.25	11	23,823.70	1	24,023.68
1/16	23,035.27	1/16	23,233.14	1/16	23,431.55	1/16	23,630.48	1/16	23,829.94	1/16	24,029.94
1/8	23,041.45	1/8	23,239.34	1/8	23,437.76	1/8	23,636.71	1/8	23,836.19	1/8	24,036.20
3/16	23,047.62	3/16	23,245.53	3/16	23,443.97	3/16	23,642.94	3/16	23,842.43	3/16	24,042.46
1/4	23,053.80	1/4	23,251.73	1/4	23,450.18	1/4	23,649.17	1/4	23,848.68	1/4	24,048.72
5/16	23,059.98	5/16	23,257.92	5/16	23,456.40	5/16	23,655.40	5/16	23,854.92	5/16	24,054.98
3/8	23,066.16	3/8	23,264.12	3/8	23,462.61	3/8	23,661.62	3/8	23,861.17	3/8	24,061.25
7/16	23,072.34	7/16	23,270.32	7/16	23,468.82	7/16	23,667.85	7/16	23,867.41	7/16	24,067.51
1/2	23,078.52	1/2	23,276.51	1/2	23,475.03	1/2	23,674.08	1/2	23,873.66	1/2	24,073.77
9/16	23,084.70	9/16	23,282.71	9/16	23,481.24	9/16	23,680.31	9/16	23,879.90	9/16	24,080.03
5/8	23,090.88	5/8	23,288.90	5/8	23,487.46	5/8	23,686.54	5/8	23,886.15	5/8	24,086.29
11/16	23,097.06	11/16	23,295.10	11/16	23,493.67	11/16	23,692.77	11/16	23,892.39	11/16	24,092.55
3/4	23,103.24	3/4	23,301.29	3/4	23,499.88	3/4	23,699.00	3/4	23,898.64	3/4	24,098.82
13/16	23,109.41	13/16	23,307.49	13/16	23,506.09	13/16	23,705.22	13/16	23,904.89	13/16	24,105.08
7/8	23,115.59	7/8	23,313.68	7/8	23,512.30	7/8	23,711.45	7/8	23,911.13	7/8	24,111.34
15/16	23,121.77	15/16	23,319.88	15/16	23,518.52	15/16	23,717.68	15/16	23,917.38	15/16	24,117.60

This chart is Certified for Tank: 6 only. No changes are permissible without the written consent of GAUGE POINT CALIBRATION.

For calibration specification information, see certificate on page 1.

Tank No: 6
GAUGE POINT CALIBRATION
1-800-205-TANK

Red Hill, Pearl Harbor, HI

Issue Date: 12/22/2006

Capacities given in barrels of 42 U.S. gallons.

Gauge Height: 257'-07 7/8"

in/in	33 FT	in/in	33 FT	in/in	33 FT	in/in	33 FT	in/in	33 FT	in/in	34 FT
2	24,123.86	4	24,324.64	6	24,525.94	8	24,727.78	10	24,930.15	0	25,133.05
1/16	24,130.13	1/16	24,330.92	1/16	24,532.24	1/16	24,734.10	1/16	24,936.48	1/16	25,139.41
1/8	24,136.40	1/8	24,337.21	1/8	24,538.55	1/8	24,740.42	1/8	24,942.82	1/8	25,145.76
3/16	24,142.67	3/16	24,343.49	3/16	24,544.85	3/16	24,746.74	3/16	24,949.16	3/16	25,152.11
1/4	24,148.94	1/4	24,349.78	1/4	24,551.15	1/4	24,753.06	1/4	24,955.49	1/4	25,158.47
5/16	24,155.21	5/16	24,356.07	5/16	24,557.46	5/16	24,759.38	5/16	24,961.83	5/16	25,164.82
3/8	24,161.48	3/8	24,362.35	3/8	24,563.76	3/8	24,765.70	3/8	24,968.17	3/8	25,171.17
7/16	24,167.75	7/16	24,368.64	7/16	24,570.06	7/16	24,772.02	7/16	24,974.50	7/16	25,177.53
1/2	24,174.02	1/2	24,374.93	1/2	24,576.37	1/2	24,778.34	1/2	24,980.84	1/2	25,183.88
9/16	24,180.29	9/16	24,381.21	9/16	24,582.67	9/16	24,784.66	9/16	24,987.18	9/16	25,190.23
5/8	24,186.56	5/8	24,387.50	5/8	24,588.97	5/8	24,790.98	5/8	24,993.51	5/8	25,196.59
11/16	24,192.83	11/16	24,393.79	11/16	24,595.28	11/16	24,797.30	11/16	24,999.85	11/16	25,202.94
3/4	24,199.10	3/4	24,400.07	3/4	24,601.58	3/4	24,803.62	3/4	25,006.19	3/4	25,209.29
13/16	24,205.37	13/16	24,406.36	13/16	24,607.88	13/16	24,809.94	13/16	25,012.52	13/16	25,215.65
7/8	24,211.64	7/8	24,412.65	7/8	24,614.19	7/8	24,816.26	7/8	25,018.86	7/8	25,222.00
15/16	24,217.91	15/16	24,418.93	15/16	24,620.49	15/16	24,822.58	15/16	25,025.20	15/16	25,228.35
3	24,224.18	5	24,425.22	7	24,626.79	9	24,828.90	11	25,031.53	1	25,234.70
1/16	24,230.46	1/16	24,431.52	1/16	24,633.10	1/16	24,835.22	1/16	25,037.88	1/16	25,241.07
1/8	24,236.74	1/8	24,437.81	1/8	24,639.41	1/8	24,841.55	1/8	25,044.22	1/8	25,247.43
3/16	24,243.02	3/16	24,444.11	3/16	24,645.73	3/16	24,847.88	3/16	25,050.57	3/16	25,253.79
1/4	24,249.30	1/4	24,450.40	1/4	24,652.04	1/4	24,854.21	1/4	25,056.91	1/4	25,260.15
5/16	24,255.57	5/16	24,456.70	5/16	24,658.35	5/16	24,860.54	5/16	25,063.26	5/16	25,266.51
3/8	24,261.85	3/8	24,462.99	3/8	24,664.66	3/8	24,866.87	3/8	25,069.60	3/8	25,272.87
7/16	24,268.13	7/16	24,469.29	7/16	24,670.97	7/16	24,873.19	7/16	25,075.95	7/16	25,279.24
1/2	24,274.41	1/2	24,475.58	1/2	24,677.28	1/2	24,879.52	1/2	25,082.29	1/2	25,285.60
9/16	24,280.69	9/16	24,481.88	9/16	24,683.60	9/16	24,885.85	9/16	25,088.64	9/16	25,291.96
5/8	24,286.97	5/8	24,488.17	5/8	24,689.91	5/8	24,892.18	5/8	25,094.98	5/8	25,298.32
11/16	24,293.24	11/16	24,494.47	11/16	24,696.22	11/16	24,898.51	11/16	25,101.33	11/16	25,304.68
3/4	24,299.52	3/4	24,500.76	3/4	24,702.53	3/4	24,904.83	3/4	25,107.67	3/4	25,311.04
13/16	24,305.80	13/16	24,507.06	13/16	24,708.84	13/16	24,911.16	13/16	25,114.02	13/16	25,317.41
7/8	24,312.08	7/8	24,513.35	7/8	24,715.15	7/8	24,917.49	7/8	25,120.36	7/8	25,323.77
15/16	24,318.36	15/16	24,519.64	15/16	24,721.47	15/16	24,923.82	15/16	25,126.71	15/16	25,330.13

This chart is Certified for Tank: 6 only. No changes are permissible without the written consent of GAUGE POINT CALIBRATION.

For calibration specification information, see certificate on page 1.

Tank No: 6
GAUGE POINT CALIBRATION
1-800-205-TANK

Red Hill, Pearl Harbor, HI

Issue Date: 12/22/2006

Capacities given in barrels of 42 U.S. gallons.

Gauge Height: 257'-07 7/8"

in/in	34 FT	in/in	34 FT	in/in	34 FT	in/in	34 FT	in/in	34 FT	in/in	35 FT
2	25,336.49	4	25,540.47	6	25,744.98	8	25,950.02	10	26,155.61	0	26,361.73
1/16	25,342.86	1/16	25,546.85	1/16	25,751.38	1/16	25,956.44	1/16	26,162.05	1/16	26,368.19
1/8	25,349.23	1/8	25,553.24	1/8	25,757.78	1/8	25,962.86	1/8	26,168.48	1/8	26,374.64
3/16	25,355.60	3/16	25,559.63	3/16	25,764.19	3/16	25,969.29	3/16	26,174.92	3/16	26,381.09
1/4	25,361.97	1/4	25,566.01	1/4	25,770.59	1/4	25,975.71	1/4	26,181.36	1/4	26,387.55
5/16	25,368.34	5/16	25,572.40	5/16	25,776.99	5/16	25,982.13	5/16	26,187.80	5/16	26,394.00
3/8	25,374.71	3/8	25,578.79	3/8	25,783.40	3/8	25,988.55	3/8	26,194.23	3/8	26,400.46
7/16	25,381.08	7/16	25,585.17	7/16	25,789.80	7/16	25,994.97	7/16	26,200.67	7/16	26,406.91
1/2	25,387.45	1/2	25,591.56	1/2	25,796.21	1/2	26,001.39	1/2	26,207.11	1/2	26,413.36
9/16	25,393.82	9/16	25,597.95	9/16	25,802.61	9/16	26,007.81	9/16	26,213.54	9/16	26,419.82
5/8	25,400.19	5/8	25,604.33	5/8	25,809.01	5/8	26,014.23	5/8	26,219.98	5/8	26,426.27
11/16	25,406.56	11/16	25,610.72	11/16	25,815.42	11/16	26,020.65	11/16	26,226.42	11/16	26,432.73
3/4	25,412.93	3/4	25,617.11	3/4	25,821.82	3/4	26,027.07	3/4	26,232.86	3/4	26,439.18
13/16	25,419.30	13/16	25,623.49	13/16	25,828.22	13/16	26,033.49	13/16	26,239.29	13/16	26,445.63
7/8	25,425.67	7/8	25,629.88	7/8	25,834.63	7/8	26,039.91	7/8	26,245.73	7/8	26,452.09
15/16	25,432.04	15/16	25,636.27	15/16	25,841.03	15/16	26,046.33	15/16	26,252.17	15/16	26,458.54
3	25,438.41	5	25,642.65	7	25,847.43	9	26,052.75	11	26,258.60	1	26,465.00
1/16	25,444.79	1/16	25,649.05	1/16	25,853.85	1/16	26,059.18	1/16	26,265.05	1/16	26,471.46
1/8	25,451.17	1/8	25,655.44	1/8	25,860.26	1/8	26,065.61	1/8	26,271.49	1/8	26,477.92
3/16	25,457.55	3/16	25,661.84	3/16	25,866.67	3/16	26,072.04	3/16	26,277.94	3/16	26,484.38
1/4	25,463.93	1/4	25,668.23	1/4	25,873.08	1/4	26,078.46	1/4	26,284.39	1/4	26,490.85
5/16	25,470.30	5/16	25,674.63	5/16	25,879.49	5/16	26,084.89	5/16	26,290.83	5/16	26,497.31
3/8	25,476.68	3/8	25,681.03	3/8	25,885.90	3/8	26,091.32	3/8	26,297.28	3/8	26,503.77
7/16	25,483.06	7/16	25,687.42	7/16	25,892.32	7/16	26,097.75	7/16	26,303.72	7/16	26,510.23
1/2	25,489.44	1/2	25,693.82	1/2	25,898.73	1/2	26,104.18	1/2	26,310.17	1/2	26,516.70
9/16	25,495.82	9/16	25,700.21	9/16	25,905.14	9/16	26,110.61	9/16	26,316.61	9/16	26,523.16
5/8	25,502.20	5/8	25,706.61	5/8	25,911.55	5/8	26,117.04	5/8	26,323.06	5/8	26,529.62
11/16	25,508.57	11/16	25,713.00	11/16	25,917.96	11/16	26,123.47	11/16	26,329.50	11/16	26,536.08
3/4	25,514.95	3/4	25,719.40	3/4	25,924.38	3/4	26,129.89	3/4	26,335.95	3/4	26,542.55
13/16	25,521.33	13/16	25,725.79	13/16	25,930.79	13/16	26,136.32	13/16	26,342.40	13/16	26,549.01
7/8	25,527.71	7/8	25,732.19	7/8	25,937.20	7/8	26,142.75	7/8	26,348.84	7/8	26,555.47
15/16	25,534.09	15/16	25,738.58	15/16	25,943.61	15/16	26,149.18	15/16	26,355.29	15/16	26,561.93

This chart is Certified for Tank: 6 only. No changes are permissible without the written consent of GAUGE POINT CALIBRATION.

For calibration specification information, see certificate on page 1.

Tank No: 6
GAUGE POINT CALIBRATION
1-800-205-TANK

Red Hill, Pearl Harbor, HI

Issue Date: 12/22/2006

Capacities given in barrels of 42 U.S. gallons.

Gauge Height: 257'-07 7/8"

in/in	35 FT	in/in	35 FT	in/in	35 FT	in/in	35 FT	in/in	35 FT	in/in	36 FT
2	26,568.39	4	26,775.60	6	26,983.34	8	27,191.62	10	27,400.45	0	27,609.81
1/16	26,574.87	1/16	26,782.08	1/16	26,989.84	1/16	27,198.14	1/16	27,406.98	1/16	27,616.37
1/8	26,581.34	1/8	26,788.57	1/8	26,996.35	1/8	27,204.66	1/8	27,413.52	1/8	27,622.92
3/16	26,587.81	3/16	26,795.06	3/16	27,002.85	3/16	27,211.19	3/16	27,420.06	3/16	27,629.48
1/4	26,594.28	1/4	26,801.55	1/4	27,009.36	1/4	27,217.71	1/4	27,426.60	1/4	27,636.04
5/16	26,600.75	5/16	26,808.04	5/16	27,015.86	5/16	27,224.23	5/16	27,433.14	5/16	27,642.59
3/8	26,607.22	3/8	26,814.52	3/8	27,022.37	3/8	27,230.75	3/8	27,439.68	3/8	27,649.15
7/16	26,613.69	7/16	26,821.01	7/16	27,028.87	7/16	27,237.27	7/16	27,446.22	7/16	27,655.70
1/2	26,620.16	1/2	26,827.50	1/2	27,035.38	1/2	27,243.79	1/2	27,452.75	1/2	27,662.26
9/16	26,626.63	9/16	26,833.99	9/16	27,041.88	9/16	27,250.32	9/16	27,459.29	9/16	27,668.81
5/8	26,633.10	5/8	26,840.47	5/8	27,048.38	5/8	27,256.84	5/8	27,465.83	5/8	27,675.37
11/16	26,639.57	11/16	26,846.96	11/16	27,054.89	11/16	27,263.36	11/16	27,472.37	11/16	27,681.92
3/4	26,646.04	3/4	26,853.45	3/4	27,061.39	3/4	27,269.88	3/4	27,478.91	3/4	27,688.48
13/16	26,652.52	13/16	26,859.94	13/16	27,067.90	13/16	27,276.40	13/16	27,485.45	13/16	27,695.03
7/8	26,658.99	7/8	26,866.42	7/8	27,074.40	7/8	27,282.92	7/8	27,491.99	7/8	27,701.59
15/16	26,665.46	15/16	26,872.91	15/16	27,080.91	15/16	27,289.44	15/16	27,498.52	15/16	27,708.15
3	26,671.93	5	26,879.40	7	27,087.41	9	27,295.97	11	27,505.06	1	27,714.70
1/16	26,678.41	1/16	26,885.90	1/16	27,093.93	1/16	27,302.50	1/16	27,511.61	1/16	27,721.26
1/8	26,684.89	1/8	26,892.39	1/8	27,100.44	1/8	27,309.03	1/8	27,518.16	1/8	27,727.83
3/16	26,691.37	3/16	26,898.89	3/16	27,106.95	3/16	27,315.56	3/16	27,524.70	3/16	27,734.39
1/4	26,697.85	1/4	26,905.38	1/4	27,113.46	1/4	27,322.09	1/4	27,531.25	1/4	27,740.96
5/16	26,704.32	5/16	26,911.88	5/16	27,119.98	5/16	27,328.62	5/16	27,537.80	5/16	27,747.52
3/8	26,710.80	3/8	26,918.38	3/8	27,126.49	3/8	27,335.15	3/8	27,544.34	3/8	27,754.08
7/16	26,717.28	7/16	26,924.87	7/16	27,133.00	7/16	27,341.68	7/16	27,550.89	7/16	27,760.65
1/2	26,723.76	1/2	26,931.37	1/2	27,139.52	1/2	27,348.21	1/2	27,557.44	1/2	27,767.21
9/16	26,730.24	9/16	26,937.87	9/16	27,146.03	9/16	27,354.74	9/16	27,563.98	9/16	27,773.78
5/8	26,736.72	5/8	26,944.36	5/8	27,152.54	5/8	27,361.27	5/8	27,570.53	5/8	27,780.34
11/16	26,743.20	11/16	26,950.86	11/16	27,159.06	11/16	27,367.80	11/16	27,577.08	11/16	27,786.90
3/4	26,749.68	3/4	26,957.35	3/4	27,165.57	3/4	27,374.33	3/4	27,583.63	3/4	27,793.47
13/16	26,756.16	13/16	26,963.85	13/16	27,172.08	13/16	27,380.86	13/16	27,590.17	13/16	27,800.03
7/8	26,762.64	7/8	26,970.35	7/8	27,178.60	7/8	27,387.39	7/8	27,596.72	7/8	27,806.60
15/16	26,769.12	15/16	26,976.84	15/16	27,185.11	15/16	27,393.92	15/16	27,603.27	15/16	27,813.16

This chart is Certified for Tank: 6 only. No changes are permissible without the written consent of GAUGE POINT CALIBRATION.

For calibration specification information, see certificate on page 1.

Tank No: 6
GAUGE POINT CALIBRATION
1-800-205-TANK

Red Hill, Pearl Harbor, HI

Issue Date: 12/22/2006

Capacities given in barrels of 42 U.S. gallons.

Gauge Height: 257'-07 7/8"

in/in	36 FT	in/in	36 FT	in/in	36 FT	in/in	36 FT	in/in	36 FT	in/in	37 FT
2	27,819.72	4	28,030.18	6	28,241.18	8	28,452.72	10	28,664.81	0	28,877.45
1/16	27,826.30	1/16	28,036.77	1/16	28,247.78	1/16	28,459.34	1/16	28,671.45	1/16	28,884.11
1/8	27,832.87	1/8	28,043.36	1/8	28,254.39	1/8	28,465.97	1/8	28,678.09	1/8	28,890.76
3/16	27,839.44	3/16	28,049.95	3/16	28,261.00	3/16	28,472.59	3/16	28,684.73	3/16	28,897.42
1/4	27,846.01	1/4	28,056.54	1/4	28,267.60	1/4	28,479.22	1/4	28,691.37	1/4	28,904.08
5/16	27,852.59	5/16	28,063.13	5/16	28,274.21	5/16	28,485.84	5/16	28,698.01	5/16	28,910.74
3/8	27,859.16	3/8	28,069.71	3/8	28,280.82	3/8	28,492.46	3/8	28,704.65	3/8	28,917.39
7/16	27,865.73	7/16	28,076.30	7/16	28,287.42	7/16	28,499.09	7/16	28,711.30	7/16	28,924.05
1/2	27,872.30	1/2	28,082.89	1/2	28,294.03	1/2	28,505.71	1/2	28,717.94	1/2	28,930.71
9/16	27,878.88	9/16	28,089.48	9/16	28,300.64	9/16	28,512.33	9/16	28,724.58	9/16	28,937.37
5/8	27,885.45	5/8	28,096.07	5/8	28,307.24	5/8	28,518.96	5/8	28,731.22	5/8	28,944.02
11/16	27,892.02	11/16	28,102.66	11/16	28,313.85	11/16	28,525.58	11/16	28,737.86	11/16	28,950.68
3/4	27,898.59	3/4	28,109.25	3/4	28,320.45	3/4	28,532.20	3/4	28,744.50	3/4	28,957.34
13/16	27,905.17	13/16	28,115.84	13/16	28,327.06	13/16	28,538.83	13/16	28,751.14	13/16	28,964.00
7/8	27,911.74	7/8	28,122.43	7/8	28,333.67	7/8	28,545.45	7/8	28,757.78	7/8	28,970.66
15/16	27,918.31	15/16	28,129.02	15/16	28,340.27	15/16	28,552.07	15/16	28,764.42	15/16	28,977.31
3	27,924.88	5	28,135.61	7	28,346.88	9	28,558.70	11	28,771.06	1	28,983.97
1/16	27,931.46	1/16	28,142.21	1/16	28,353.50	1/16	28,565.33	1/16	28,777.71	1/16	28,990.64
1/8	27,938.04	1/8	28,148.81	1/8	28,360.11	1/8	28,571.96	1/8	28,784.36	1/8	28,997.30
3/16	27,944.63	3/16	28,155.40	3/16	28,366.73	3/16	28,578.59	3/16	28,791.01	3/16	29,003.97
1/4	27,951.21	1/4	28,162.00	1/4	28,373.34	1/4	28,585.23	1/4	28,797.66	1/4	29,010.64
5/16	27,957.79	5/16	28,168.60	5/16	28,379.96	5/16	28,591.86	5/16	28,804.31	5/16	29,017.30
3/8	27,964.37	3/8	28,175.20	3/8	28,386.57	3/8	28,598.49	3/8	28,810.96	3/8	29,023.97
7/16	27,970.95	7/16	28,181.80	7/16	28,393.19	7/16	28,605.12	7/16	28,817.60	7/16	29,030.63
1/2	27,977.53	1/2	28,188.39	1/2	28,399.80	1/2	28,611.75	1/2	28,824.25	1/2	29,037.30
9/16	27,984.11	9/16	28,194.99	9/16	28,406.42	9/16	28,618.39	9/16	28,830.90	9/16	29,043.97
5/8	27,990.69	5/8	28,201.59	5/8	28,413.03	5/8	28,625.02	5/8	28,837.55	5/8	29,050.63
11/16	27,997.27	11/16	28,208.19	11/16	28,419.65	11/16	28,631.65	11/16	28,844.20	11/16	29,057.30
3/4	28,003.85	3/4	28,214.79	3/4	28,426.26	3/4	28,638.28	3/4	28,850.85	3/4	29,063.97
13/16	28,010.44	13/16	28,221.38	13/16	28,432.88	13/16	28,644.91	13/16	28,857.50	13/16	29,070.63
7/8	28,017.02	7/8	28,227.98	7/8	28,439.49	7/8	28,651.55	7/8	28,864.15	7/8	29,077.30
15/16	28,023.60	15/16	28,234.58	15/16	28,446.11	15/16	28,658.18	15/16	28,870.80	15/16	29,083.96

This chart is Certified for Tank: 6 only. No changes are permissible without the written consent of GAUGE POINT CALIBRATION.

For calibration specification information, see certificate on page 1.

Tank No: 6
GAUGE POINT CALIBRATION
1-800-205-TANK

Red Hill, Pearl Harbor, HI

Issue Date: 12/22/2006

Capacities given in barrels of 42 U.S. gallons.

Gauge Height: 257'-07 7/8"

in/in	37 FT	in/in	37 FT	in/in	37 FT	in/in	37 FT	in/in	37 FT	in/in	38 FT
2	29,090.63	4	29,304.36	6	29,518.64	8	29,733.47	10	29,948.85	0	30,164.79
1/16	29,097.31	1/16	29,311.06	1/16	29,525.35	1/16	29,740.20	1/16	29,955.60	1/16	30,171.55
1/8	29,103.98	1/8	29,317.75	1/8	29,532.06	1/8	29,746.93	1/8	29,962.34	1/8	30,178.31
3/16	29,110.66	3/16	29,324.44	3/16	29,538.77	3/16	29,753.65	3/16	29,969.08	3/16	30,185.07
1/4	29,117.33	1/4	29,331.13	1/4	29,545.48	1/4	29,760.38	1/4	29,975.83	1/4	30,191.83
5/16	29,124.01	5/16	29,337.82	5/16	29,552.19	5/16	29,767.11	5/16	29,982.57	5/16	30,198.59
3/8	29,130.68	3/8	29,344.51	3/8	29,558.90	3/8	29,773.83	3/8	29,989.32	3/8	30,205.35
7/16	29,137.36	7/16	29,351.21	7/16	29,565.61	7/16	29,780.56	7/16	29,996.06	7/16	30,212.11
1/2	29,144.03	1/2	29,357.90	1/2	29,572.32	1/2	29,787.28	1/2	30,002.80	1/2	30,218.87
9/16	29,150.70	9/16	29,364.59	9/16	29,579.03	9/16	29,794.01	9/16	30,009.55	9/16	30,225.63
5/8	29,157.38	5/8	29,371.28	5/8	29,585.74	5/8	29,800.74	5/8	30,016.29	5/8	30,232.39
11/16	29,164.05	11/16	29,377.97	11/16	29,592.44	11/16	29,807.46	11/16	30,023.03	11/16	30,239.15
3/4	29,170.73	3/4	29,384.67	3/4	29,599.15	3/4	29,814.19	3/4	30,029.78	3/4	30,245.91
13/16	29,177.40	13/16	29,391.36	13/16	29,605.86	13/16	29,820.92	13/16	30,036.52	13/16	30,252.68
7/8	29,184.08	7/8	29,398.05	7/8	29,612.57	7/8	29,827.64	7/8	30,043.26	7/8	30,259.44
15/16	29,190.75	15/16	29,404.74	15/16	29,619.28	15/16	29,834.37	15/16	30,050.01	15/16	30,266.20
3	29,197.43	5	29,411.43	7	29,625.99	9	29,841.10	11	30,056.75	1	30,272.96
1/16	29,204.11	1/16	29,418.14	1/16	29,632.71	1/16	29,847.83	1/16	30,063.50	1/16	30,279.73
1/8	29,210.80	1/8	29,424.84	1/8	29,639.43	1/8	29,854.57	1/8	30,070.26	1/8	30,286.50
3/16	29,217.48	3/16	29,431.54	3/16	29,646.14	3/16	29,861.30	3/16	30,077.01	3/16	30,293.27
1/4	29,224.16	1/4	29,438.24	1/4	29,652.86	1/4	29,868.04	1/4	30,083.76	1/4	30,300.04
5/16	29,230.85	5/16	29,444.94	5/16	29,659.58	5/16	29,874.77	5/16	30,090.51	5/16	30,306.80
3/8	29,237.53	3/8	29,451.64	3/8	29,666.30	3/8	29,881.50	3/8	30,097.26	3/8	30,313.57
7/16	29,244.21	7/16	29,458.34	7/16	29,673.01	7/16	29,888.24	7/16	30,104.02	7/16	30,320.34
1/2	29,250.90	1/2	29,465.04	1/2	29,679.73	1/2	29,894.97	1/2	30,110.77	1/2	30,327.11
9/16	29,257.58	9/16	29,471.74	9/16	29,686.45	9/16	29,901.71	9/16	30,117.52	9/16	30,333.88
5/8	29,264.26	5/8	29,478.44	5/8	29,693.17	5/8	29,908.44	5/8	30,124.27	5/8	30,340.65
11/16	29,270.95	11/16	29,485.14	11/16	29,699.89	11/16	29,915.18	11/16	30,131.02	11/16	30,347.42
3/4	29,277.63	3/4	29,491.84	3/4	29,706.60	3/4	29,921.91	3/4	30,137.78	3/4	30,354.19
13/16	29,284.31	13/16	29,498.54	13/16	29,713.32	13/16	29,928.65	13/16	30,144.53	13/16	30,360.96
7/8	29,291.00	7/8	29,505.24	7/8	29,720.04	7/8	29,935.38	7/8	30,151.28	7/8	30,367.73
15/16	29,297.68	15/16	29,511.94	15/16	29,726.76	15/16	29,942.12	15/16	30,158.03	15/16	30,374.50

This chart is Certified for Tank: 6 only. No changes are permissible without the written consent of GAUGE POINT CALIBRATION.

For calibration specification information, see certificate on page 1.

Tank No: 6
GAUGE POINT CALIBRATION
1-800-205-TANK

Red Hill, Pearl Harbor, HI

Issue Date: 12/22/2006

Capacities given in barrels of 42 U.S. gallons.

Gauge Height: 257'-07 7/8"

in/in	38 FT	in/in	38 FT	in/in	38 FT	in/in	38 FT	in/in	38 FT	in/in	39 FT
2	30,381.27	4	30,598.30	6	30,815.89	8	31,034.03	10	31,252.73	0	31,471.98
1/16	30,388.05	1/16	30,605.10	1/16	30,822.70	1/16	31,040.86	1/16	31,259.58	1/16	31,478.84
1/8	30,394.82	1/8	30,611.89	1/8	30,829.52	1/8	31,047.69	1/8	31,266.42	1/8	31,485.71
3/16	30,401.60	3/16	30,618.69	3/16	30,836.33	3/16	31,054.52	3/16	31,273.27	3/16	31,492.57
1/4	30,408.38	1/4	30,625.48	1/4	30,843.14	1/4	31,061.35	1/4	31,280.12	1/4	31,499.44
5/16	30,415.16	5/16	30,632.28	5/16	30,849.95	5/16	31,068.18	5/16	31,286.97	5/16	31,506.30
3/8	30,421.94	3/8	30,639.08	3/8	30,856.77	3/8	31,075.01	3/8	31,293.81	3/8	31,513.17
7/16	30,428.71	7/16	30,645.87	7/16	30,863.58	7/16	31,081.84	7/16	31,300.66	7/16	31,520.03
1/2	30,435.49	1/2	30,652.67	1/2	30,870.39	1/2	31,088.67	1/2	31,307.51	1/2	31,526.90
9/16	30,442.27	9/16	30,659.46	9/16	30,877.20	9/16	31,095.50	9/16	31,314.35	9/16	31,533.76
5/8	30,449.05	5/8	30,666.26	5/8	30,884.02	5/8	31,102.33	5/8	31,321.20	5/8	31,540.63
11/16	30,455.83	11/16	30,673.05	11/16	30,890.83	11/16	31,109.16	11/16	31,328.05	11/16	31,547.49
3/4	30,462.60	3/4	30,679.85	3/4	30,897.64	3/4	31,115.99	3/4	31,334.90	3/4	31,554.36
13/16	30,469.38	13/16	30,686.64	13/16	30,904.46	13/16	31,122.82	13/16	31,341.74	13/16	31,561.22
7/8	30,476.16	7/8	30,693.44	7/8	30,911.27	7/8	31,129.65	7/8	31,348.59	7/8	31,568.09
15/16	30,482.94	15/16	30,700.23	15/16	30,918.08	15/16	31,136.48	15/16	31,355.44	15/16	31,574.95
3	30,489.72	5	30,707.03	7	30,924.89	9	31,143.31	11	31,362.29	1	31,581.81
1/16	30,496.50	1/16	30,713.83	1/16	30,931.71	1/16	31,150.15	1/16	31,369.14	1/16	31,588.69
1/8	30,503.29	1/8	30,720.64	1/8	30,938.54	1/8	31,156.99	1/8	31,376.00	1/8	31,595.56
3/16	30,510.08	3/16	30,727.44	3/16	30,945.36	3/16	31,163.83	3/16	31,382.85	3/16	31,602.43
1/4	30,516.86	1/4	30,734.24	1/4	30,952.18	1/4	31,170.67	1/4	31,389.71	1/4	31,609.31
5/16	30,523.65	5/16	30,741.05	5/16	30,959.00	5/16	31,177.50	5/16	31,396.56	5/16	31,616.18
3/8	30,530.44	3/8	30,747.85	3/8	30,965.82	3/8	31,184.34	3/8	31,403.42	3/8	31,623.05
7/16	30,537.22	7/16	30,754.66	7/16	30,972.64	7/16	31,191.18	7/16	31,410.28	7/16	31,629.93
1/2	30,544.01	1/2	30,761.46	1/2	30,979.46	1/2	31,198.02	1/2	31,417.13	1/2	31,636.80
9/16	30,550.80	9/16	30,768.26	9/16	30,986.28	9/16	31,204.86	9/16	31,423.99	9/16	31,643.67
5/8	30,557.58	5/8	30,775.07	5/8	30,993.11	5/8	31,211.70	5/8	31,430.84	5/8	31,650.55
11/16	30,564.37	11/16	30,781.87	11/16	30,999.93	11/16	31,218.54	11/16	31,437.70	11/16	31,657.42
3/4	30,571.16	3/4	30,788.68	3/4	31,006.75	3/4	31,225.37	3/4	31,444.56	3/4	31,664.29
13/16	30,577.94	13/16	30,795.48	13/16	31,013.57	13/16	31,232.21	13/16	31,451.41	13/16	31,671.17
7/8	30,584.73	7/8	30,802.28	7/8	31,020.39	7/8	31,239.05	7/8	31,458.27	7/8	31,678.04
15/16	30,591.52	15/16	30,809.09	15/16	31,027.21	15/16	31,245.89	15/16	31,465.12	15/16	31,684.91

This chart is Certified for Tank: 6 only. No changes are permissible without the written consent of GAUGE POINT CALIBRATION.

For calibration specification information, see certificate on page 1.

Tank No: 6
GAUGE POINT CALIBRATION
1-800-205-TANK

Red Hill, Pearl Harbor, HI

Issue Date: 12/22/2006

Capacities given in barrels of 42 U.S. gallons.

Gauge Height: 257'-07 7/8"

in/in	39 FT	in/in	39 FT	in/in	39 FT	in/in	39 FT	in/in	39 FT	in/in	40 FT
2	31,691.79	4	31,912.15	6	32,133.07	8	32,354.55	10	32,576.59	0	32,799.18
1/16	31,698.67	1/16	31,919.05	1/16	32,139.99	1/16	32,361.48	1/16	32,583.54	1/16	32,806.15
1/8	31,705.55	1/8	31,925.95	1/8	32,146.90	1/8	32,368.42	1/8	32,590.49	1/8	32,813.12
3/16	31,712.43	3/16	31,932.85	3/16	32,153.82	3/16	32,375.35	3/16	32,597.44	3/16	32,820.09
1/4	31,719.32	1/4	31,939.75	1/4	32,160.74	1/4	32,382.29	1/4	32,604.39	1/4	32,827.06
5/16	31,726.20	5/16	31,946.65	5/16	32,167.66	5/16	32,389.22	5/16	32,611.35	5/16	32,834.03
3/8	31,733.08	3/8	31,953.55	3/8	32,174.57	3/8	32,396.16	3/8	32,618.30	3/8	32,841.00
7/16	31,739.96	7/16	31,960.45	7/16	32,181.49	7/16	32,403.09	7/16	32,625.25	7/16	32,847.96
1/2	31,746.84	1/2	31,967.35	1/2	32,188.41	1/2	32,410.02	1/2	32,632.20	1/2	32,854.93
9/16	31,753.73	9/16	31,974.25	9/16	32,195.32	9/16	32,416.96	9/16	32,639.15	9/16	32,861.90
5/8	31,760.61	5/8	31,981.14	5/8	32,202.24	5/8	32,423.89	5/8	32,646.10	5/8	32,868.87
11/16	31,767.49	11/16	31,988.04	11/16	32,209.16	11/16	32,430.83	11/16	32,653.06	11/16	32,875.84
3/4	31,774.37	3/4	31,994.94	3/4	32,216.07	3/4	32,437.76	3/4	32,660.01	3/4	32,882.81
13/16	31,781.25	13/16	32,001.84	13/16	32,222.99	13/16	32,444.70	13/16	32,666.96	13/16	32,889.78
7/8	31,788.14	7/8	32,008.74	7/8	32,229.91	7/8	32,451.63	7/8	32,673.91	7/8	32,896.75
15/16	31,795.02	15/16	32,015.64	15/16	32,236.82	15/16	32,458.56	15/16	32,680.86	15/16	32,903.71
3	31,801.90	5	32,022.54	7	32,243.74	9	32,465.50	11	32,687.82	1	32,910.68
1/16	31,808.79	1/16	32,029.45	1/16	32,250.67	1/16	32,472.44	1/16	32,694.78	1/16	32,917.66
1/8	31,815.68	1/8	32,036.36	1/8	32,257.59	1/8	32,479.38	1/8	32,701.74	1/8	32,924.64
3/16	31,822.57	3/16	32,043.27	3/16	32,264.52	3/16	32,486.33	3/16	32,708.70	3/16	32,931.62
1/4	31,829.46	1/4	32,050.17	1/4	32,271.44	1/4	32,493.27	1/4	32,715.66	1/4	32,938.59
5/16	31,836.35	5/16	32,057.08	5/16	32,278.37	5/16	32,500.21	5/16	32,722.62	5/16	32,945.57
3/8	31,843.24	3/8	32,063.99	3/8	32,285.29	3/8	32,507.16	3/8	32,729.58	3/8	32,952.55
7/16	31,850.13	7/16	32,070.90	7/16	32,292.22	7/16	32,514.10	7/16	32,736.54	7/16	32,959.53
1/2	31,857.03	1/2	32,077.81	1/2	32,299.15	1/2	32,521.04	1/2	32,743.50	1/2	32,966.51
9/16	31,863.92	9/16	32,084.71	9/16	32,306.07	9/16	32,527.99	9/16	32,750.46	9/16	32,973.48
5/8	31,870.81	5/8	32,091.62	5/8	32,313.00	5/8	32,534.93	5/8	32,757.42	5/8	32,980.46
11/16	31,877.70	11/16	32,098.53	11/16	32,319.92	11/16	32,541.87	11/16	32,764.38	11/16	32,987.44
3/4	31,884.59	3/4	32,105.44	3/4	32,326.85	3/4	32,548.81	3/4	32,771.34	3/4	32,994.42
13/16	31,891.48	13/16	32,112.35	13/16	32,333.77	13/16	32,555.76	13/16	32,778.30	13/16	33,001.40
7/8	31,898.37	7/8	32,119.26	7/8	32,340.70	7/8	32,562.70	7/8	32,785.26	7/8	33,008.37
15/16	31,905.26	15/16	32,126.16	15/16	32,347.62	15/16	32,569.64	15/16	32,792.22	15/16	33,015.35

This chart is Certified for Tank: 6 only. No changes are permissible without the written consent of GAUGE POINT CALIBRATION.

For calibration specification information, see certificate on page 1.

Tank No: 6
GAUGE POINT CALIBRATION
1-800-205-TANK

Red Hill, Pearl Harbor, HI

Issue Date: 12/22/2006

Capacities given in barrels of 42 U.S. gallons.

Gauge Height: 257'-07 7/8"

in/in	40 FT	in/in	40 FT	in/in	40 FT	in/in	40 FT	in/in	40 FT	in/in	41 FT
2	33,022.33	4	33,246.05	6	33,470.33	8	33,695.17	10	33,920.57	0	34,146.54
1/16	33,029.32	1/16	33,253.05	1/16	33,477.35	1/16	33,702.21	1/16	33,927.63	1/16	34,153.61
1/8	33,036.30	1/8	33,260.06	1/8	33,484.37	1/8	33,709.25	1/8	33,934.69	1/8	34,160.69
3/16	33,043.29	3/16	33,267.06	3/16	33,491.39	3/16	33,716.29	3/16	33,941.74	3/16	34,167.76
1/4	33,050.28	1/4	33,274.07	1/4	33,498.41	1/4	33,723.33	1/4	33,948.80	1/4	34,174.84
5/16	33,057.26	5/16	33,281.07	5/16	33,505.44	5/16	33,730.36	5/16	33,955.86	5/16	34,181.91
3/8	33,064.25	3/8	33,288.07	3/8	33,512.46	3/8	33,737.40	3/8	33,962.91	3/8	34,188.99
7/16	33,071.24	7/16	33,295.08	7/16	33,519.48	7/16	33,744.44	7/16	33,969.97	7/16	34,196.06
1/2	33,078.23	1/2	33,302.08	1/2	33,526.50	1/2	33,751.48	1/2	33,977.03	1/2	34,203.14
9/16	33,085.21	9/16	33,309.09	9/16	33,533.52	9/16	33,758.52	9/16	33,984.08	9/16	34,210.21
5/8	33,092.20	5/8	33,316.09	5/8	33,540.55	5/8	33,765.56	5/8	33,991.14	5/8	34,217.29
11/16	33,099.19	11/16	33,323.10	11/16	33,547.57	11/16	33,772.60	11/16	33,998.20	11/16	34,224.36
3/4	33,106.17	3/4	33,330.10	3/4	33,554.59	3/4	33,779.64	3/4	34,005.26	3/4	34,231.43
13/16	33,113.16	13/16	33,337.10	13/16	33,561.61	13/16	33,786.68	13/16	34,012.31	13/16	34,238.51
7/8	33,120.15	7/8	33,344.11	7/8	33,568.63	7/8	33,793.72	7/8	34,019.37	7/8	34,245.58
15/16	33,127.13	15/16	33,351.11	15/16	33,575.65	15/16	33,800.76	15/16	34,026.43	15/16	34,252.66
3	33,134.12	5	33,358.12	7	33,582.68	9	33,807.80	11	34,033.48	1	34,259.73
1/16	33,141.11	1/16	33,365.13	1/16	33,589.71	1/16	33,814.85	1/16	34,040.55	1/16	34,266.81
1/8	33,148.11	1/8	33,372.14	1/8	33,596.74	1/8	33,821.90	1/8	34,047.62	1/8	34,273.89
3/16	33,155.11	3/16	33,379.16	3/16	33,603.77	3/16	33,828.94	3/16	34,054.68	3/16	34,280.97
1/4	33,162.10	1/4	33,386.17	1/4	33,610.80	1/4	33,835.99	1/4	34,061.75	1/4	34,288.06
5/16	33,169.10	5/16	33,393.18	5/16	33,617.83	5/16	33,843.04	5/16	34,068.81	5/16	34,295.14
3/8	33,176.09	3/8	33,400.20	3/8	33,624.86	3/8	33,850.09	3/8	34,075.88	3/8	34,302.22
7/16	33,183.09	7/16	33,407.21	7/16	33,631.89	7/16	33,857.14	7/16	34,082.95	7/16	34,309.30
1/2	33,190.08	1/2	33,414.22	1/2	33,638.92	1/2	33,864.19	1/2	34,090.01	1/2	34,316.38
9/16	33,197.08	9/16	33,421.24	9/16	33,645.95	9/16	33,871.23	9/16	34,097.08	9/16	34,323.46
5/8	33,204.07	5/8	33,428.25	5/8	33,652.98	5/8	33,878.28	5/8	34,104.14	5/8	34,330.54
11/16	33,211.07	11/16	33,435.26	11/16	33,660.01	11/16	33,885.33	11/16	34,111.21	11/16	34,337.62
3/4	33,218.07	3/4	33,442.27	3/4	33,667.04	3/4	33,892.38	3/4	34,118.27	3/4	34,344.70
13/16	33,225.06	13/16	33,449.29	13/16	33,674.08	13/16	33,899.43	13/16	34,125.34	13/16	34,351.78
7/8	33,232.06	7/8	33,456.30	7/8	33,681.11	7/8	33,906.47	7/8	34,132.41	7/8	34,358.86
15/16	33,239.05	15/16	33,463.31	15/16	33,688.14	15/16	33,913.52	15/16	34,139.47	15/16	34,365.94

This chart is Certified for Tank: 6 only. No changes are permissible without the written consent of GAUGE POINT CALIBRATION.

For calibration specification information, see certificate on page 1.

Tank No: 6
GAUGE POINT CALIBRATION
1-800-205-TANK

Red Hill, Pearl Harbor, HI

Issue Date: 12/22/2006

Capacities given in barrels of 42 U.S. gallons.

Gauge Height: 257'-07 7/8"

in/in	41 FT	in/in	41 FT	in/in	41 FT	in/in	41 FT	in/in	41 FT	in/in	42 FT
2	34,373.02	4	34,599.68	6	34,826.45	8	35,053.32	10	35,280.31	0	35,507.40
1/16	34,380.10	1/16	34,606.76	1/16	34,833.53	1/16	35,060.41	1/16	35,287.40	1/16	35,514.50
1/8	34,387.19	1/8	34,613.85	1/8	34,840.62	1/8	35,067.51	1/8	35,294.50	1/8	35,521.60
3/16	34,394.27	3/16	34,620.94	3/16	34,847.71	3/16	35,074.60	3/16	35,301.59	3/16	35,528.70
1/4	34,401.35	1/4	34,628.02	1/4	34,854.80	1/4	35,081.69	1/4	35,308.69	1/4	35,535.80
5/16	34,408.43	5/16	34,635.11	5/16	34,861.89	5/16	35,088.78	5/16	35,315.79	5/16	35,542.90
3/8	34,415.51	3/8	34,642.19	3/8	34,868.98	3/8	35,095.88	3/8	35,322.88	3/8	35,550.00
7/16	34,422.60	7/16	34,649.28	7/16	34,876.07	7/16	35,102.97	7/16	35,329.98	7/16	35,557.10
1/2	34,429.68	1/2	34,656.36	1/2	34,883.16	1/2	35,110.06	1/2	35,337.07	1/2	35,564.19
9/16	34,436.76	9/16	34,663.45	9/16	34,890.25	9/16	35,117.15	9/16	35,344.17	9/16	35,571.29
5/8	34,443.84	5/8	34,670.54	5/8	34,897.34	5/8	35,124.25	5/8	35,351.26	5/8	35,578.39
11/16	34,450.93	11/16	34,677.62	11/16	34,904.43	11/16	35,131.34	11/16	35,358.36	11/16	35,585.49
3/4	34,458.01	3/4	34,684.71	3/4	34,911.51	3/4	35,138.43	3/4	35,365.46	3/4	35,592.59
13/16	34,465.09	13/16	34,691.79	13/16	34,918.60	13/16	35,145.52	13/16	35,372.55	13/16	35,599.69
7/8	34,472.17	7/8	34,698.88	7/8	34,925.69	7/8	35,152.62	7/8	35,379.65	7/8	35,606.79
15/16	34,479.25	15/16	34,705.96	15/16	34,932.78	15/16	35,159.71	15/16	35,386.74	15/16	35,613.89
3	34,486.34	5	34,713.05	7	34,939.87	9	35,166.80	11	35,393.84	1	35,620.99
1/16	34,493.42	1/16	34,720.14	1/16	34,946.96	1/16	35,173.89	1/16	35,400.94	1/16	35,628.09
1/8	34,500.50	1/8	34,727.22	1/8	34,954.05	1/8	35,180.99	1/8	35,408.04	1/8	35,635.19
3/16	34,507.59	3/16	34,734.31	3/16	34,961.14	3/16	35,188.08	3/16	35,415.13	3/16	35,642.29
1/4	34,514.67	1/4	34,741.40	1/4	34,968.23	1/4	35,195.18	1/4	35,422.23	1/4	35,649.39
5/16	34,521.76	5/16	34,748.49	5/16	34,975.32	5/16	35,202.27	5/16	35,429.33	5/16	35,656.49
3/8	34,528.84	3/8	34,755.57	3/8	34,982.41	3/8	35,209.37	3/8	35,436.43	3/8	35,663.59
7/16	34,535.92	7/16	34,762.66	7/16	34,989.51	7/16	35,216.46	7/16	35,443.52	7/16	35,670.70
1/2	34,543.01	1/2	34,769.75	1/2	34,996.60	1/2	35,223.55	1/2	35,450.62	1/2	35,677.80
9/16	34,550.09	9/16	34,776.83	9/16	35,003.69	9/16	35,230.65	9/16	35,457.72	9/16	35,684.90
5/8	34,557.18	5/8	34,783.92	5/8	35,010.78	5/8	35,237.74	5/8	35,464.82	5/8	35,692.00
11/16	34,564.26	11/16	34,791.01	11/16	35,017.87	11/16	35,244.84	11/16	35,471.91	11/16	35,699.10
3/4	34,571.34	3/4	34,798.10	3/4	35,024.96	3/4	35,251.93	3/4	35,479.01	3/4	35,706.20
13/16	34,578.43	13/16	34,805.18	13/16	35,032.05	13/16	35,259.02	13/16	35,486.11	13/16	35,713.30
7/8	34,585.51	7/8	34,812.27	7/8	35,039.14	7/8	35,266.12	7/8	35,493.21	7/8	35,720.40
15/16	34,592.60	15/16	34,819.36	15/16	35,046.23	15/16	35,273.21	15/16	35,500.30	15/16	35,727.50

This chart is Certified for Tank: 6 only. No changes are permissible without the written consent of GAUGE POINT CALIBRATION.

For calibration specification information, see certificate on page 1.

Tank No: 6
GAUGE POINT CALIBRATION
1-800-205-TANK

Red Hill, Pearl Harbor, HI

Issue Date: 12/22/2006

Capacities given in barrels of 42 U.S. gallons.

Gauge Height: 257'-07 7/8"

in/in	42 FT	in/in	42 FT	in/in	42 FT	in/in	42 FT	in/in	42 FT	in/in	43 FT
2	35,734.60	4	35,961.92	6	36,189.34	8	36,416.87	10	36,644.51	0	36,872.26
1/16	35,741.71	1/16	35,969.02	1/16	36,196.45	1/16	36,423.98	1/16	36,651.63	1/16	36,879.38
1/8	35,748.81	1/8	35,976.13	1/8	36,203.56	1/8	36,431.09	1/8	36,658.74	1/8	36,886.50
3/16	35,755.91	3/16	35,983.23	3/16	36,210.67	3/16	36,438.21	3/16	36,665.86	3/16	36,893.62
1/4	35,763.01	1/4	35,990.34	1/4	36,217.78	1/4	36,445.32	1/4	36,672.97	1/4	36,900.74
5/16	35,770.12	5/16	35,997.45	5/16	36,224.89	5/16	36,452.43	5/16	36,680.09	5/16	36,907.86
3/8	35,777.22	3/8	36,004.55	3/8	36,232.00	3/8	36,459.55	3/8	36,687.21	3/8	36,914.98
7/16	35,784.32	7/16	36,011.66	7/16	36,239.10	7/16	36,466.66	7/16	36,694.32	7/16	36,922.10
1/2	35,791.43	1/2	36,018.77	1/2	36,246.21	1/2	36,473.77	1/2	36,701.44	1/2	36,929.22
9/16	35,798.53	9/16	36,025.87	9/16	36,253.32	9/16	36,480.89	9/16	36,708.56	9/16	36,936.34
5/8	35,805.63	5/8	36,032.98	5/8	36,260.43	5/8	36,488.00	5/8	36,715.67	5/8	36,943.46
11/16	35,812.73	11/16	36,040.08	11/16	36,267.54	11/16	36,495.11	11/16	36,722.79	11/16	36,950.58
3/4	35,819.84	3/4	36,047.19	3/4	36,274.65	3/4	36,502.22	3/4	36,729.91	3/4	36,957.70
13/16	35,826.94	13/16	36,054.30	13/16	36,281.76	13/16	36,509.34	13/16	36,737.02	13/16	36,964.82
7/8	35,834.04	7/8	36,061.40	7/8	36,288.87	7/8	36,516.45	7/8	36,744.14	7/8	36,971.93
15/16	35,841.14	15/16	36,068.51	15/16	36,295.98	15/16	36,523.56	15/16	36,751.25	15/16	36,979.05
3	35,848.25	5	36,075.61	7	36,303.09	9	36,530.68	11	36,758.37	1	36,986.17
1/16	35,855.35	1/16	36,082.72	1/16	36,310.20	1/16	36,537.79	1/16	36,765.49	1/16	36,993.30
1/8	35,862.46	1/8	36,089.83	1/8	36,317.31	1/8	36,544.90	1/8	36,772.61	1/8	37,000.42
3/16	35,869.56	3/16	36,096.94	3/16	36,324.42	3/16	36,552.02	3/16	36,779.72	3/16	37,007.54
1/4	35,876.66	1/4	36,104.04	1/4	36,331.53	1/4	36,559.13	1/4	36,786.84	1/4	37,014.66
5/16	35,883.77	5/16	36,111.15	5/16	36,338.65	5/16	36,566.25	5/16	36,793.96	5/16	37,021.78
3/8	35,890.87	3/8	36,118.26	3/8	36,345.76	3/8	36,573.36	3/8	36,801.08	3/8	37,028.90
7/16	35,897.98	7/16	36,125.37	7/16	36,352.87	7/16	36,580.48	7/16	36,808.20	7/16	37,036.02
1/2	35,905.08	1/2	36,132.48	1/2	36,359.98	1/2	36,587.59	1/2	36,815.31	1/2	37,043.15
9/16	35,912.19	9/16	36,139.58	9/16	36,367.09	9/16	36,594.71	9/16	36,822.43	9/16	37,050.27
5/8	35,919.29	5/8	36,146.69	5/8	36,374.20	5/8	36,601.82	5/8	36,829.55	5/8	37,057.39
11/16	35,926.39	11/16	36,153.80	11/16	36,381.31	11/16	36,608.94	11/16	36,836.67	11/16	37,064.51
3/4	35,933.50	3/4	36,160.91	3/4	36,388.42	3/4	36,616.05	3/4	36,843.79	3/4	37,071.63
13/16	35,940.60	13/16	36,168.01	13/16	36,395.54	13/16	36,623.17	13/16	36,850.90	13/16	37,078.75
7/8	35,947.71	7/8	36,175.12	7/8	36,402.65	7/8	36,630.28	7/8	36,858.02	7/8	37,085.87
15/16	35,954.81	15/16	36,182.23	15/16	36,409.76	15/16	36,637.39	15/16	36,865.14	15/16	37,093.00

This chart is Certified for Tank: 6 only. No changes are permissible without the written consent of GAUGE POINT CALIBRATION.

For calibration specification information, see certificate on page 1.

Tank No: 6
GAUGE POINT CALIBRATION
1-800-205-TANK

Red Hill, Pearl Harbor, HI

Issue Date: 12/22/2006

Capacities given in barrels of 42 U.S. gallons.

Gauge Height: 257'-07 7/8"

in/in	43 FT	in/in	43 FT	in/in	43 FT	in/in	43 FT	in/in	43 FT	in/in	44 FT
2	37,100.12	4	37,328.09	6	37,556.16	8	37,784.35	10	38,012.65	0	38,241.05
1/16	37,107.24	1/16	37,335.21	1/16	37,563.29	1/16	37,791.48	1/16	38,019.78	1/16	38,248.19
1/8	37,114.36	1/8	37,342.34	1/8	37,570.42	1/8	37,798.62	1/8	38,026.92	1/8	38,255.33
3/16	37,121.49	3/16	37,349.47	3/16	37,577.55	3/16	37,805.75	3/16	38,034.06	3/16	38,262.47
1/4	37,128.61	1/4	37,356.59	1/4	37,584.68	1/4	37,812.88	1/4	38,041.19	1/4	38,269.61
5/16	37,135.73	5/16	37,363.72	5/16	37,591.81	5/16	37,820.02	5/16	38,048.33	5/16	38,276.75
3/8	37,142.86	3/8	37,370.84	3/8	37,598.94	3/8	37,827.15	3/8	38,055.47	3/8	38,283.89
7/16	37,149.98	7/16	37,377.97	7/16	37,606.07	7/16	37,834.28	7/16	38,062.60	7/16	38,291.03
1/2	37,157.10	1/2	37,385.10	1/2	37,613.20	1/2	37,841.42	1/2	38,069.74	1/2	38,298.17
9/16	37,164.23	9/16	37,392.22	9/16	37,620.33	9/16	37,848.55	9/16	38,076.88	9/16	38,305.31
5/8	37,171.35	5/8	37,399.35	5/8	37,627.46	5/8	37,855.68	5/8	38,084.01	5/8	38,312.45
11/16	37,178.47	11/16	37,406.48	11/16	37,634.59	11/16	37,862.82	11/16	38,091.15	11/16	38,319.59
3/4	37,185.60	3/4	37,413.60	3/4	37,641.72	3/4	37,869.95	3/4	38,098.29	3/4	38,326.73
13/16	37,192.72	13/16	37,420.73	13/16	37,648.85	13/16	37,877.08	13/16	38,105.42	13/16	38,333.88
7/8	37,199.84	7/8	37,427.86	7/8	37,655.98	7/8	37,884.22	7/8	38,112.56	7/8	38,341.02
15/16	37,206.96	15/16	37,434.98	15/16	37,663.11	15/16	37,891.35	15/16	38,119.70	15/16	38,348.16
3	37,214.09	5	37,442.11	7	37,670.24	9	37,898.48	11	38,126.84	1	38,355.30
1/16	37,221.21	1/16	37,449.24	1/16	37,677.37	1/16	37,905.62	1/16	38,133.97	1/16	38,362.44
1/8	37,228.34	1/8	37,456.37	1/8	37,684.51	1/8	37,912.75	1/8	38,141.11	1/8	38,369.58
3/16	37,235.46	3/16	37,463.50	3/16	37,691.64	3/16	37,919.89	3/16	38,148.25	3/16	38,376.72
1/4	37,242.59	1/4	37,470.62	1/4	37,698.77	1/4	37,927.02	1/4	38,155.39	1/4	38,383.86
5/16	37,249.71	5/16	37,477.75	5/16	37,705.90	5/16	37,934.16	5/16	38,162.53	5/16	38,391.01
3/8	37,256.84	3/8	37,484.88	3/8	37,713.03	3/8	37,941.30	3/8	38,169.67	3/8	38,398.15
7/16	37,263.96	7/16	37,492.01	7/16	37,720.16	7/16	37,948.43	7/16	38,176.81	7/16	38,405.29
1/2	37,271.09	1/2	37,499.14	1/2	37,727.30	1/2	37,955.57	1/2	38,183.94	1/2	38,412.43
9/16	37,278.21	9/16	37,506.27	9/16	37,734.43	9/16	37,962.70	9/16	38,191.08	9/16	38,419.57
5/8	37,285.34	5/8	37,513.39	5/8	37,741.56	5/8	37,969.84	5/8	38,198.22	5/8	38,426.72
11/16	37,292.46	11/16	37,520.52	11/16	37,748.69	11/16	37,976.97	11/16	38,205.36	11/16	38,433.86
3/4	37,299.59	3/4	37,527.65	3/4	37,755.82	3/4	37,984.11	3/4	38,212.50	3/4	38,441.00
13/16	37,306.71	13/16	37,534.78	13/16	37,762.95	13/16	37,991.24	13/16	38,219.64	13/16	38,448.14
7/8	37,313.84	7/8	37,541.91	7/8	37,770.09	7/8	37,998.38	7/8	38,226.77	7/8	38,455.28
15/16	37,320.96	15/16	37,549.03	15/16	37,777.22	15/16	38,005.51	15/16	38,233.91	15/16	38,462.43

This chart is Certified for Tank: 6 only. No changes are permissible without the written consent of GAUGE POINT CALIBRATION.

For calibration specification information, see certificate on page 1.

Tank No: 6
GAUGE POINT CALIBRATION
1-800-205-TANK

Red Hill, Pearl Harbor, HI

Issue Date: 12/22/2006

Capacities given in barrels of 42 U.S. gallons.

Gauge Height: 257'-07 7/8"

in/in	44 FT	in/in	44 FT	in/in	44 FT	in/in	44 FT	in/in	44 FT	in/in	45 FT
2	38,469.57	4	38,698.19	6	38,926.93	8	39,155.77	10	39,384.72	0	39,613.79
1/16	38,476.71	1/16	38,705.34	1/16	38,934.08	1/16	39,162.92	1/16	39,391.88	1/16	39,620.95
1/8	38,483.85	1/8	38,712.49	1/8	38,941.23	1/8	39,170.08	1/8	39,399.04	1/8	39,628.11
3/16	38,491.00	3/16	38,719.63	3/16	38,948.38	3/16	39,177.23	3/16	39,406.20	3/16	39,635.27
1/4	38,498.14	1/4	38,726.78	1/4	38,955.53	1/4	39,184.39	1/4	39,413.35	1/4	39,642.43
5/16	38,505.29	5/16	38,733.93	5/16	38,962.68	5/16	39,191.54	5/16	39,420.51	5/16	39,649.59
3/8	38,512.43	3/8	38,741.07	3/8	38,969.83	3/8	39,198.69	3/8	39,427.67	3/8	39,656.75
7/16	38,519.57	7/16	38,748.22	7/16	38,976.98	7/16	39,205.85	7/16	39,434.82	7/16	39,663.91
1/2	38,526.72	1/2	38,755.37	1/2	38,984.13	1/2	39,213.00	1/2	39,441.98	1/2	39,671.07
9/16	38,533.86	9/16	38,762.52	9/16	38,991.28	9/16	39,220.16	9/16	39,449.14	9/16	39,678.23
5/8	38,541.00	5/8	38,769.66	5/8	38,998.43	5/8	39,227.31	5/8	39,456.30	5/8	39,685.39
11/16	38,548.15	11/16	38,776.81	11/16	39,005.58	11/16	39,234.46	11/16	39,463.45	11/16	39,692.55
3/4	38,555.29	3/4	38,783.96	3/4	39,012.73	3/4	39,241.62	3/4	39,470.61	3/4	39,699.72
13/16	38,562.43	13/16	38,791.10	13/16	39,019.88	13/16	39,248.77	13/16	39,477.77	13/16	39,706.88
7/8	38,569.58	7/8	38,798.25	7/8	39,027.03	7/8	39,255.93	7/8	39,484.93	7/8	39,714.04
15/16	38,576.72	15/16	38,805.40	15/16	39,034.18	15/16	39,263.08	15/16	39,492.08	15/16	39,721.20
3	38,583.87	5	38,812.55	7	39,041.33	9	39,270.23	11	39,499.24	1	39,728.36
1/16	38,591.01	1/16	38,819.69	1/16	39,048.49	1/16	39,277.39	1/16	39,506.40	1/16	39,735.52
1/8	38,598.16	1/8	38,826.84	1/8	39,055.64	1/8	39,284.54	1/8	39,513.56	1/8	39,742.68
3/16	38,605.30	3/16	38,833.99	3/16	39,062.79	3/16	39,291.70	3/16	39,520.72	3/16	39,749.85
1/4	38,612.45	1/4	38,841.14	1/4	39,069.94	1/4	39,298.86	1/4	39,527.88	1/4	39,757.01
5/16	38,619.59	5/16	38,848.29	5/16	39,077.10	5/16	39,306.01	5/16	39,535.04	5/16	39,764.17
3/8	38,626.74	3/8	38,855.44	3/8	39,084.25	3/8	39,313.17	3/8	39,542.20	3/8	39,771.33
7/16	38,633.88	7/16	38,862.59	7/16	39,091.40	7/16	39,320.32	7/16	39,549.35	7/16	39,778.50
1/2	38,641.03	1/2	38,869.74	1/2	39,098.55	1/2	39,327.48	1/2	39,556.51	1/2	39,785.66
9/16	38,648.17	9/16	38,876.88	9/16	39,105.70	9/16	39,334.63	9/16	39,563.67	9/16	39,792.82
5/8	38,655.32	5/8	38,884.03	5/8	39,112.86	5/8	39,341.79	5/8	39,570.83	5/8	39,799.98
11/16	38,662.47	11/16	38,891.18	11/16	39,120.01	11/16	39,348.95	11/16	39,577.99	11/16	39,807.15
3/4	38,669.61	3/4	38,898.33	3/4	39,127.16	3/4	39,356.10	3/4	39,585.15	3/4	39,814.31
13/16	38,676.76	13/16	38,905.48	13/16	39,134.31	13/16	39,363.26	13/16	39,592.31	13/16	39,821.47
7/8	38,683.90	7/8	38,912.63	7/8	39,141.47	7/8	39,370.41	7/8	39,599.47	7/8	39,828.63
15/16	38,691.05	15/16	38,919.78	15/16	39,148.62	15/16	39,377.57	15/16	39,606.63	15/16	39,835.80

This chart is Certified for Tank: 6 only. No changes are permissible without the written consent of GAUGE POINT CALIBRATION.

For calibration specification information, see certificate on page 1.

Tank No: 6
GAUGE POINT CALIBRATION
1-800-205-TANK

Red Hill, Pearl Harbor, HI

Issue Date: 12/22/2006

Capacities given in barrels of 42 U.S. gallons.

Gauge Height: 257'-07 7/8"

in/in	45 FT	in/in	45 FT	in/in	45 FT	in/in	45 FT	in/in	45 FT	in/in	46 FT
2	39,842.96	4	40,072.24	6	40,301.63	8	40,531.13	10	40,760.75	0	40,990.47
1/16	39,850.12	1/16	40,079.41	1/16	40,308.80	1/16	40,538.31	1/16	40,767.92	1/16	40,997.65
1/8	39,857.29	1/8	40,086.58	1/8	40,315.98	1/8	40,545.48	1/8	40,775.10	1/8	41,004.83
3/16	39,864.45	3/16	40,093.74	3/16	40,323.15	3/16	40,552.66	3/16	40,782.28	3/16	41,012.01
1/4	39,871.62	1/4	40,100.91	1/4	40,330.32	1/4	40,559.83	1/4	40,789.46	1/4	41,019.19
5/16	39,878.78	5/16	40,108.08	5/16	40,337.49	5/16	40,567.01	5/16	40,796.64	5/16	41,026.37
3/8	39,885.94	3/8	40,115.25	3/8	40,344.66	3/8	40,574.18	3/8	40,803.81	3/8	41,033.56
7/16	39,893.11	7/16	40,122.41	7/16	40,351.83	7/16	40,581.36	7/16	40,810.99	7/16	41,040.74
1/2	39,900.27	1/2	40,129.58	1/2	40,359.00	1/2	40,588.53	1/2	40,818.17	1/2	41,047.92
9/16	39,907.44	9/16	40,136.75	9/16	40,366.17	9/16	40,595.71	9/16	40,825.35	9/16	41,055.10
5/8	39,914.60	5/8	40,143.92	5/8	40,373.34	5/8	40,602.88	5/8	40,832.53	5/8	41,062.28
11/16	39,921.77	11/16	40,151.09	11/16	40,380.51	11/16	40,610.05	11/16	40,839.70	11/16	41,069.46
3/4	39,928.93	3/4	40,158.25	3/4	40,387.69	3/4	40,617.23	3/4	40,846.88	3/4	41,076.64
13/16	39,936.09	13/16	40,165.42	13/16	40,394.86	13/16	40,624.40	13/16	40,854.06	13/16	41,083.82
7/8	39,943.26	7/8	40,172.59	7/8	40,402.03	7/8	40,631.58	7/8	40,861.24	7/8	41,091.01
15/16	39,950.42	15/16	40,179.76	15/16	40,409.20	15/16	40,638.75	15/16	40,868.41	15/16	41,098.19
3	39,957.59	5	40,186.92	7	40,416.37	9	40,645.93	11	40,875.59	1	41,105.37
1/16	39,964.75	1/16	40,194.09	1/16	40,423.54	1/16	40,653.10	1/16	40,882.77	1/16	41,112.55
1/8	39,971.92	1/8	40,201.26	1/8	40,430.72	1/8	40,660.28	1/8	40,889.95	1/8	41,119.74
3/16	39,979.08	3/16	40,208.43	3/16	40,437.89	3/16	40,667.46	3/16	40,897.13	3/16	41,126.92
1/4	39,986.25	1/4	40,215.60	1/4	40,445.06	1/4	40,674.63	1/4	40,904.31	1/4	41,134.10
5/16	39,993.42	5/16	40,222.77	5/16	40,452.23	5/16	40,681.81	5/16	40,911.49	5/16	41,141.28
3/8	40,000.58	3/8	40,229.94	3/8	40,459.41	3/8	40,688.98	3/8	40,918.67	3/8	41,148.47
7/16	40,007.75	7/16	40,237.11	7/16	40,466.58	7/16	40,696.16	7/16	40,925.85	7/16	41,155.65
1/2	40,014.91	1/2	40,244.28	1/2	40,473.75	1/2	40,703.34	1/2	40,933.03	1/2	41,162.83
9/16	40,022.08	9/16	40,251.45	9/16	40,480.93	9/16	40,710.51	9/16	40,940.21	9/16	41,170.02
5/8	40,029.25	5/8	40,258.62	5/8	40,488.10	5/8	40,717.69	5/8	40,947.39	5/8	41,177.20
11/16	40,036.41	11/16	40,265.79	11/16	40,495.27	11/16	40,724.87	11/16	40,954.57	11/16	41,184.38
3/4	40,043.58	3/4	40,272.96	3/4	40,502.44	3/4	40,732.04	3/4	40,961.75	3/4	41,191.57
13/16	40,050.74	13/16	40,280.13	13/16	40,509.62	13/16	40,739.22	13/16	40,968.93	13/16	41,198.75
7/8	40,057.91	7/8	40,287.29	7/8	40,516.79	7/8	40,746.39	7/8	40,976.11	7/8	41,205.93
15/16	40,065.08	15/16	40,294.46	15/16	40,523.96	15/16	40,753.57	15/16	40,983.29	15/16	41,213.12

This chart is Certified for Tank: 6 only. No changes are permissible without the written consent of GAUGE POINT CALIBRATION.

For calibration specification information, see certificate on page 1.

Tank No: 6
GAUGE POINT CALIBRATION
1-800-205-TANK

Red Hill, Pearl Harbor, HI

Issue Date: 12/22/2006

Capacities given in barrels of 42 U.S. gallons.

Gauge Height: 257'-07 7/8"

in/in	46 FT	in/in	46 FT	in/in	46 FT	in/in	46 FT	in/in	46 FT	in/in	47 FT
2	41,220.30	4	41,450.24	6	41,680.29	8	41,910.45	10	42,140.72	0	42,371.10
1/16	41,227.48	1/16	41,457.43	1/16	41,687.48	1/16	41,917.64	1/16	42,147.92	1/16	42,378.30
1/8	41,234.67	1/8	41,464.62	1/8	41,694.67	1/8	41,924.84	1/8	42,155.12	1/8	42,385.50
3/16	41,241.85	3/16	41,471.80	3/16	41,701.86	3/16	41,932.04	3/16	42,162.32	3/16	42,392.71
1/4	41,249.04	1/4	41,478.99	1/4	41,709.06	1/4	41,939.23	1/4	42,169.51	1/4	42,399.91
5/16	41,256.22	5/16	41,486.18	5/16	41,716.25	5/16	41,946.43	5/16	42,176.71	5/16	42,407.11
3/8	41,263.41	3/8	41,493.37	3/8	41,723.44	3/8	41,953.62	3/8	42,183.91	3/8	42,414.31
7/16	41,270.59	7/16	41,500.56	7/16	41,730.63	7/16	41,960.82	7/16	42,191.11	7/16	42,421.51
1/2	41,277.78	1/2	41,507.74	1/2	41,737.82	1/2	41,968.01	1/2	42,198.31	1/2	42,428.72
9/16	41,284.96	9/16	41,514.93	9/16	41,745.01	9/16	41,975.21	9/16	42,205.51	9/16	42,435.92
5/8	41,292.15	5/8	41,522.12	5/8	41,752.21	5/8	41,982.40	5/8	42,212.71	5/8	42,443.12
11/16	41,299.33	11/16	41,529.31	11/16	41,759.40	11/16	41,989.60	11/16	42,219.90	11/16	42,450.32
3/4	41,306.52	3/4	41,536.50	3/4	41,766.59	3/4	41,996.79	3/4	42,227.10	3/4	42,457.52
13/16	41,313.70	13/16	41,543.69	13/16	41,773.78	13/16	42,003.99	13/16	42,234.30	13/16	42,464.73
7/8	41,320.89	7/8	41,550.87	7/8	41,780.97	7/8	42,011.18	7/8	42,241.50	7/8	42,471.93
15/16	41,328.07	15/16	41,558.06	15/16	41,788.16	15/16	42,018.38	15/16	42,248.70	15/16	42,479.13
3	41,335.25	5	41,565.25	7	41,795.36	9	42,025.57	11	42,255.90	1	42,486.33
1/16	41,342.44	1/16	41,572.44	1/16	41,802.55	1/16	42,032.77	1/16	42,263.10	1/16	42,493.54
1/8	41,349.63	1/8	41,579.63	1/8	41,809.74	1/8	42,039.96	1/8	42,270.30	1/8	42,500.74
3/16	41,356.81	3/16	41,586.82	3/16	41,816.94	3/16	42,047.16	3/16	42,277.50	3/16	42,507.94
1/4	41,364.00	1/4	41,594.01	1/4	41,824.13	1/4	42,054.36	1/4	42,284.70	1/4	42,515.15
5/16	41,371.19	5/16	41,601.20	5/16	41,831.32	5/16	42,061.56	5/16	42,291.90	5/16	42,522.35
3/8	41,378.37	3/8	41,608.39	3/8	41,838.52	3/8	42,068.75	3/8	42,299.10	3/8	42,529.55
7/16	41,385.56	7/16	41,615.58	7/16	41,845.71	7/16	42,075.95	7/16	42,306.30	7/16	42,536.76
1/2	41,392.75	1/2	41,622.77	1/2	41,852.90	1/2	42,083.15	1/2	42,313.50	1/2	42,543.96
9/16	41,399.93	9/16	41,629.96	9/16	41,860.10	9/16	42,090.34	9/16	42,320.70	9/16	42,551.16
5/8	41,407.12	5/8	41,637.15	5/8	41,867.29	5/8	42,097.54	5/8	42,327.90	5/8	42,558.37
11/16	41,414.31	11/16	41,644.34	11/16	41,874.48	11/16	42,104.74	11/16	42,335.10	11/16	42,565.57
3/4	41,421.49	3/4	41,651.53	3/4	41,881.68	3/4	42,111.93	3/4	42,342.30	3/4	42,572.78
13/16	41,428.68	13/16	41,658.72	13/16	41,888.87	13/16	42,119.13	13/16	42,349.50	13/16	42,579.98
7/8	41,435.87	7/8	41,665.91	7/8	41,896.06	7/8	42,126.33	7/8	42,356.70	7/8	42,587.18
15/16	41,443.05	15/16	41,673.10	15/16	41,903.26	15/16	42,133.52	15/16	42,363.90	15/16	42,594.39

This chart is Certified for Tank: 6 only. No changes are permissible without the written consent of GAUGE POINT CALIBRATION.

For calibration specification information, see certificate on page 1.

Tank No: 6
GAUGE POINT CALIBRATION
1-800-205-TANK

Red Hill, Pearl Harbor, HI

Issue Date: 12/22/2006

Capacities given in barrels of 42 U.S. gallons.

Gauge Height: 257'-07 7/8"

in/in	47 FT	in/in	47 FT	in/in	47 FT	in/in	47 FT	in/in	47 FT	in/in	48 FT
2	42,601.59	4	42,832.19	6	43,062.90	8	43,293.72	10	43,524.65	0	43,755.69
1/16	42,608.80	1/16	42,839.40	1/16	43,070.11	1/16	43,300.94	1/16	43,531.87	1/16	43,762.91
1/8	42,616.00	1/8	42,846.61	1/8	43,077.33	1/8	43,308.15	1/8	43,539.09	1/8	43,770.14
3/16	42,623.21	3/16	42,853.82	3/16	43,084.54	3/16	43,315.37	3/16	43,546.31	3/16	43,777.36
1/4	42,630.41	1/4	42,861.03	1/4	43,091.75	1/4	43,322.58	1/4	43,553.53	1/4	43,784.58
5/16	42,637.62	5/16	42,868.23	5/16	43,098.96	5/16	43,329.80	5/16	43,560.75	5/16	43,791.80
3/8	42,644.82	3/8	42,875.44	3/8	43,106.17	3/8	43,337.02	3/8	43,567.97	3/8	43,799.03
7/16	42,652.03	7/16	42,882.65	7/16	43,113.39	7/16	43,344.23	7/16	43,575.19	7/16	43,806.25
1/2	42,659.23	1/2	42,889.86	1/2	43,120.60	1/2	43,351.45	1/2	43,582.40	1/2	43,813.47
9/16	42,666.44	9/16	42,897.07	9/16	43,127.81	9/16	43,358.66	9/16	43,589.62	9/16	43,820.69
5/8	42,673.64	5/8	42,904.28	5/8	43,135.02	5/8	43,365.88	5/8	43,596.84	5/8	43,827.92
11/16	42,680.85	11/16	42,911.49	11/16	43,142.24	11/16	43,373.09	11/16	43,604.06	11/16	43,835.14
3/4	42,688.06	3/4	42,918.70	3/4	43,149.45	3/4	43,380.31	3/4	43,611.28	3/4	43,842.36
13/16	42,695.26	13/16	42,925.91	13/16	43,156.66	13/16	43,387.53	13/16	43,618.50	13/16	43,849.59
7/8	42,702.47	7/8	42,933.11	7/8	43,163.87	7/8	43,394.74	7/8	43,625.72	7/8	43,856.81
15/16	42,709.67	15/16	42,940.32	15/16	43,171.08	15/16	43,401.96	15/16	43,632.94	15/16	43,864.03
3	42,716.88	5	42,947.53	7	43,178.30	9	43,409.17	11	43,640.16	1	43,871.25
1/16	42,724.08	1/16	42,954.74	1/16	43,185.51	1/16	43,416.39	1/16	43,647.38	1/16	43,878.48
1/8	42,731.29	1/8	42,961.95	1/8	43,192.73	1/8	43,423.61	1/8	43,654.60	1/8	43,885.70
3/16	42,738.50	3/16	42,969.16	3/16	43,199.94	3/16	43,430.82	3/16	43,661.82	3/16	43,892.93
1/4	42,745.71	1/4	42,976.37	1/4	43,207.15	1/4	43,438.04	1/4	43,669.04	1/4	43,900.15
5/16	42,752.91	5/16	42,983.58	5/16	43,214.37	5/16	43,445.26	5/16	43,676.26	5/16	43,907.37
3/8	42,760.12	3/8	42,990.80	3/8	43,221.58	3/8	43,452.48	3/8	43,683.48	3/8	43,914.60
7/16	42,767.33	7/16	42,998.01	7/16	43,228.80	7/16	43,459.69	7/16	43,690.70	7/16	43,921.82
1/2	42,774.53	1/2	43,005.22	1/2	43,236.01	1/2	43,466.91	1/2	43,697.92	1/2	43,929.05
9/16	42,781.74	9/16	43,012.43	9/16	43,243.22	9/16	43,474.13	9/16	43,705.15	9/16	43,936.27
5/8	42,788.95	5/8	43,019.64	5/8	43,250.44	5/8	43,481.35	5/8	43,712.37	5/8	43,943.50
11/16	42,796.16	11/16	43,026.85	11/16	43,257.65	11/16	43,488.56	11/16	43,719.59	11/16	43,950.72
3/4	42,803.36	3/4	43,034.06	3/4	43,264.87	3/4	43,495.78	3/4	43,726.81	3/4	43,957.94
13/16	42,810.57	13/16	43,041.27	13/16	43,272.08	13/16	43,503.00	13/16	43,734.03	13/16	43,965.17
7/8	42,817.78	7/8	43,048.48	7/8	43,279.29	7/8	43,510.22	7/8	43,741.25	7/8	43,972.39
15/16	42,824.98	15/16	43,055.69	15/16	43,286.51	15/16	43,517.43	15/16	43,748.47	15/16	43,979.62

This chart is Certified for Tank: 6 only. No changes are permissible without the written consent of GAUGE POINT CALIBRATION.

For calibration specification information, see certificate on page 1.

Tank No: 6
GAUGE POINT CALIBRATION
1-800-205-TANK

Red Hill, Pearl Harbor, HI

Issue Date: 12/22/2006

Capacities given in barrels of 42 U.S. gallons.

Gauge Height: 257'-07 7/8"

in/in	48 FT	in/in	48 FT	in/in	48 FT	in/in	48 FT	in/in	48 FT	in/in	49 FT
2	43,986.84	4	44,218.10	6	44,449.47	8	44,682.00	10	44,914.52	0	45,147.04
1/16	43,994.07	1/16	44,225.33	1/16	44,456.74	1/16	44,689.26	1/16	44,921.79	1/16	45,154.31
1/8	44,001.29	1/8	44,232.56	1/8	44,464.01	1/8	44,696.53	1/8	44,929.05	1/8	45,161.57
3/16	44,008.52	3/16	44,239.79	3/16	44,471.27	3/16	44,703.80	3/16	44,936.32	3/16	45,168.84
1/4	44,015.75	1/4	44,247.02	1/4	44,478.54	1/4	44,711.06	1/4	44,943.58	1/4	45,176.11
5/16	44,022.97	5/16	44,254.25	5/16	44,485.81	5/16	44,718.33	5/16	44,950.85	5/16	45,183.37
3/8	44,030.20	3/8	44,261.48	3/8	44,493.07	3/8	44,725.59	3/8	44,958.12	3/8	45,190.64
7/16	44,037.42	7/16	44,268.71	7/16	44,500.34	7/16	44,732.86	7/16	44,965.38	7/16	45,197.91
1/2	44,044.65	1/2	44,275.94	1/2	44,507.60	1/2	44,740.13	1/2	44,972.65	1/2	45,205.17
9/16	44,051.88	9/16	44,283.17	9/16	44,514.87	9/16	44,747.39	9/16	44,979.92	9/16	45,212.44
5/8	44,059.10	5/8	44,290.40	5/8	44,522.14	5/8	44,754.66	5/8	44,987.18	5/8	45,219.71
11/16	44,066.33	11/16	44,297.63	11/16	44,529.40	11/16	44,761.93	11/16	44,994.45	11/16	45,226.97
3/4	44,073.55	3/4	44,304.86	3/4	44,536.67	3/4	44,769.19	3/4	45,001.72	3/4	45,234.24
13/16	44,080.78	13/16	44,312.09	13/16	44,543.94	13/16	44,776.46	13/16	45,008.98	13/16	45,241.50
7/8	44,088.01	7/8	44,319.32	7/8	44,551.20	7/8	44,783.73	7/8	45,016.25	7/8	45,248.77
15/16	44,095.23	15/16	44,326.54	15/16	44,558.47	15/16	44,790.99	15/16	45,023.51	15/16	45,256.04
3	44,102.46	5	44,333.77	7	44,565.73	9	44,798.26	11	45,030.78	1	45,263.30
1/16	44,109.69	1/16	44,341.01	1/16	44,573.00	1/16	44,805.52	1/16	45,038.05	1/16	45,270.57
1/8	44,116.91	1/8	44,348.24	1/8	44,580.27	1/8	44,812.79	1/8	45,045.31	1/8	45,277.84
3/16	44,124.14	3/16	44,355.47	3/16	44,587.53	3/16	44,820.06	3/16	45,052.58	3/16	45,285.10
1/4	44,131.37	1/4	44,362.70	1/4	44,594.80	1/4	44,827.32	1/4	45,059.85	1/4	45,292.37
5/16	44,138.60	5/16	44,369.93	5/16	44,602.07	5/16	44,834.59	5/16	45,067.11	5/16	45,299.64
3/8	44,145.83	3/8	44,377.16	3/8	44,609.33	3/8	44,841.86	3/8	45,074.38	3/8	45,306.90
7/16	44,153.05	7/16	44,384.39	7/16	44,616.60	7/16	44,849.12	7/16	45,081.65	7/16	45,314.17
1/2	44,160.28	1/2	44,391.62	1/2	44,623.87	1/2	44,856.39	1/2	45,088.91	1/2	45,321.43
9/16	44,167.51	9/16	44,398.85	9/16	44,631.13	9/16	44,863.65	9/16	45,096.18	9/16	45,328.70
5/8	44,174.74	5/8	44,406.09	5/8	44,638.40	5/8	44,870.92	5/8	45,103.44	5/8	45,335.97
11/16	44,181.96	11/16	44,413.32	11/16	44,645.66	11/16	44,878.19	11/16	45,110.71	11/16	45,343.23
3/4	44,189.19	3/4	44,420.55	3/4	44,652.93	3/4	44,885.45	3/4	45,117.98	3/4	45,350.50
13/16	44,196.42	13/16	44,427.78	13/16	44,660.20	13/16	44,892.72	13/16	45,125.24	13/16	45,357.77
7/8	44,203.65	7/8	44,435.01	7/8	44,667.46	7/8	44,899.99	7/8	45,132.51	7/8	45,365.03
15/16	44,210.87	15/16	44,442.24	15/16	44,674.73	15/16	44,907.25	15/16	45,139.78	15/16	45,372.30

This chart is Certified for Tank: 6 only. No changes are permissible without the written consent of GAUGE POINT CALIBRATION.

For calibration specification information, see certificate on page 1.

Tank No: 6
GAUGE POINT CALIBRATION
1-800-205-TANK

Red Hill, Pearl Harbor, HI

Issue Date: 12/22/2006

Capacities given in barrels of 42 U.S. gallons.

Gauge Height: 257'-07 7/8"

in/in	49 FT	in/in	49 FT	in/in	49 FT	in/in	49 FT	in/in	49 FT	in/in	50 FT
2	45,379.57	4	45,612.09	6	45,844.61	8	46,077.13	10	46,309.66	0	46,542.18
1/16	45,386.83	1/16	45,619.35	1/16	45,851.88	1/16	46,084.40	1/16	46,316.92	1/16	46,549.45
1/8	45,394.10	1/8	45,626.62	1/8	45,859.14	1/8	46,091.67	1/8	46,324.19	1/8	46,556.71
3/16	45,401.36	3/16	45,633.89	3/16	45,866.41	3/16	46,098.93	3/16	46,331.46	3/16	46,563.98
1/4	45,408.63	1/4	45,641.15	1/4	45,873.68	1/4	46,106.20	1/4	46,338.72	1/4	46,571.25
5/16	45,415.90	5/16	45,648.42	5/16	45,880.94	5/16	46,113.47	5/16	46,345.99	5/16	46,578.51
3/8	45,423.16	3/8	45,655.69	3/8	45,888.21	3/8	46,120.73	3/8	46,353.26	3/8	46,585.78
7/16	45,430.43	7/16	45,662.95	7/16	45,895.48	7/16	46,128.00	7/16	46,360.52	7/16	46,593.04
1/2	45,437.70	1/2	45,670.22	1/2	45,902.74	1/2	46,135.27	1/2	46,367.79	1/2	46,600.31
9/16	45,444.96	9/16	45,677.49	9/16	45,910.01	9/16	46,142.53	9/16	46,375.05	9/16	46,607.58
5/8	45,452.23	5/8	45,684.75	5/8	45,917.27	5/8	46,149.80	5/8	46,382.32	5/8	46,614.84
11/16	45,459.50	11/16	45,692.02	11/16	45,924.54	11/16	46,157.06	11/16	46,389.59	11/16	46,622.11
3/4	45,466.76	3/4	45,699.28	3/4	45,931.81	3/4	46,164.33	3/4	46,396.85	3/4	46,629.38
13/16	45,474.03	13/16	45,706.55	13/16	45,939.07	13/16	46,171.60	13/16	46,404.12	13/16	46,636.64
7/8	45,481.29	7/8	45,713.82	7/8	45,946.34	7/8	46,178.86	7/8	46,411.39	7/8	46,643.91
15/16	45,488.56	15/16	45,721.08	15/16	45,953.61	15/16	46,186.13	15/16	46,418.65	15/16	46,651.18
3	45,495.83	5	45,728.35	7	45,960.87	9	46,193.40	11	46,425.92	1	46,658.44
1/16	45,503.09	1/16	45,735.62	1/16	45,968.14	1/16	46,200.66	1/16	46,433.19	1/16	46,665.71
1/8	45,510.36	1/8	45,742.88	1/8	45,975.41	1/8	46,207.93	1/8	46,440.45	1/8	46,672.97
3/16	45,517.63	3/16	45,750.15	3/16	45,982.67	3/16	46,215.19	3/16	46,447.72	3/16	46,680.24
1/4	45,524.89	1/4	45,757.42	1/4	45,989.94	1/4	46,222.46	1/4	46,454.98	1/4	46,687.51
5/16	45,532.16	5/16	45,764.68	5/16	45,997.20	5/16	46,229.73	5/16	46,462.25	5/16	46,694.77
3/8	45,539.42	3/8	45,771.95	3/8	46,004.47	3/8	46,236.99	3/8	46,469.52	3/8	46,702.04
7/16	45,546.69	7/16	45,779.21	7/16	46,011.74	7/16	46,244.26	7/16	46,476.78	7/16	46,709.31
1/2	45,553.96	1/2	45,786.48	1/2	46,019.00	1/2	46,251.53	1/2	46,484.05	1/2	46,716.57
9/16	45,561.22	9/16	45,793.75	9/16	46,026.27	9/16	46,258.79	9/16	46,491.32	9/16	46,723.84
5/8	45,568.49	5/8	45,801.01	5/8	46,033.54	5/8	46,266.06	5/8	46,498.58	5/8	46,731.11
11/16	45,575.76	11/16	45,808.28	11/16	46,040.80	11/16	46,273.33	11/16	46,505.85	11/16	46,738.37
3/4	45,583.02	3/4	45,815.55	3/4	46,048.07	3/4	46,280.59	3/4	46,513.11	3/4	46,745.64
13/16	45,590.29	13/16	45,822.81	13/16	46,055.34	13/16	46,287.86	13/16	46,520.38	13/16	46,752.90
7/8	45,597.56	7/8	45,830.08	7/8	46,062.60	7/8	46,295.12	7/8	46,527.65	7/8	46,760.17
15/16	45,604.82	15/16	45,837.34	15/16	46,069.87	15/16	46,302.39	15/16	46,534.91	15/16	46,767.44

This chart is Certified for Tank: 6 only. No changes are permissible without the written consent of GAUGE POINT CALIBRATION.

For calibration specification information, see certificate on page 1.

Tank No: 6
GAUGE POINT CALIBRATION
1-800-205-TANK

Red Hill, Pearl Harbor, HI

Issue Date: 12/22/2006

Capacities given in barrels of 42 U.S. gallons.

Gauge Height: 257'-07 7/8"

in/in	50 FT	in/in	50 FT	in/in	50 FT	in/in	50 FT	in/in	50 FT	in/in	51 FT
2	46,774.70	4	47,007.23	6	47,239.75	8	47,472.27	10	47,704.80	0	47,937.32
1/16	46,781.97	1/16	47,014.49	1/16	47,247.02	1/16	47,479.54	1/16	47,712.06	1/16	47,944.58
1/8	46,789.24	1/8	47,021.76	1/8	47,254.28	1/8	47,486.80	1/8	47,719.33	1/8	47,951.85
3/16	46,796.50	3/16	47,029.03	3/16	47,261.55	3/16	47,494.07	3/16	47,726.59	3/16	47,959.12
1/4	46,803.77	1/4	47,036.29	1/4	47,268.81	1/4	47,501.34	1/4	47,733.86	1/4	47,966.38
5/16	46,811.04	5/16	47,043.56	5/16	47,276.08	5/16	47,508.60	5/16	47,741.13	5/16	47,973.65
3/8	46,818.30	3/8	47,050.82	3/8	47,283.35	3/8	47,515.87	3/8	47,748.39	3/8	47,980.92
7/16	46,825.57	7/16	47,058.09	7/16	47,290.61	7/16	47,523.14	7/16	47,755.66	7/16	47,988.18
1/2	46,832.83	1/2	47,065.36	1/2	47,297.88	1/2	47,530.40	1/2	47,762.93	1/2	47,995.45
9/16	46,840.10	9/16	47,072.62	9/16	47,305.15	9/16	47,537.67	9/16	47,770.19	9/16	48,002.72
5/8	46,847.37	5/8	47,079.89	5/8	47,312.41	5/8	47,544.94	5/8	47,777.46	5/8	48,009.98
11/16	46,854.63	11/16	47,087.16	11/16	47,319.68	11/16	47,552.20	11/16	47,784.73	11/16	48,017.25
3/4	46,861.90	3/4	47,094.42	3/4	47,326.95	3/4	47,559.47	3/4	47,791.99	3/4	48,024.51
13/16	46,869.17	13/16	47,101.69	13/16	47,334.21	13/16	47,566.73	13/16	47,799.26	13/16	48,031.78
7/8	46,876.43	7/8	47,108.96	7/8	47,341.48	7/8	47,574.00	7/8	47,806.52	7/8	48,039.05
15/16	46,883.70	15/16	47,116.22	15/16	47,348.74	15/16	47,581.27	15/16	47,813.79	15/16	48,046.31
3	46,890.96	5	47,123.49	7	47,356.01	9	47,588.53	11	47,821.06	1	48,053.58
1/16	46,898.23	1/16	47,130.75	1/16	47,363.28	1/16	47,595.80	1/16	47,828.32	1/16	48,060.85
1/8	46,905.50	1/8	47,138.02	1/8	47,370.54	1/8	47,603.07	1/8	47,835.59	1/8	48,068.11
3/16	46,912.76	3/16	47,145.29	3/16	47,377.81	3/16	47,610.33	3/16	47,842.86	3/16	48,075.38
1/4	46,920.03	1/4	47,152.55	1/4	47,385.08	1/4	47,617.60	1/4	47,850.12	1/4	48,082.65
5/16	46,927.30	5/16	47,159.82	5/16	47,392.34	5/16	47,624.87	5/16	47,857.39	5/16	48,089.91
3/8	46,934.56	3/8	47,167.09	3/8	47,399.61	3/8	47,632.13	3/8	47,864.65	3/8	48,097.18
7/16	46,941.83	7/16	47,174.35	7/16	47,406.88	7/16	47,639.40	7/16	47,871.92	7/16	48,104.44
1/2	46,949.10	1/2	47,181.62	1/2	47,414.14	1/2	47,646.66	1/2	47,879.19	1/2	48,111.71
9/16	46,956.36	9/16	47,188.88	9/16	47,421.41	9/16	47,653.93	9/16	47,886.45	9/16	48,118.98
5/8	46,963.63	5/8	47,196.15	5/8	47,428.67	5/8	47,661.20	5/8	47,893.72	5/8	48,126.24
11/16	46,970.89	11/16	47,203.42	11/16	47,435.94	11/16	47,668.46	11/16	47,900.99	11/16	48,133.51
3/4	46,978.16	3/4	47,210.68	3/4	47,443.21	3/4	47,675.73	3/4	47,908.25	3/4	48,140.78
13/16	46,985.43	13/16	47,217.95	13/16	47,450.47	13/16	47,683.00	13/16	47,915.52	13/16	48,148.04
7/8	46,992.69	7/8	47,225.22	7/8	47,457.74	7/8	47,690.26	7/8	47,922.79	7/8	48,155.31
15/16	46,999.96	15/16	47,232.48	15/16	47,465.01	15/16	47,697.53	15/16	47,930.05	15/16	48,162.57

This chart is Certified for Tank: 6 only. No changes are permissible without the written consent of GAUGE POINT CALIBRATION.

For calibration specification information, see certificate on page 1.

Tank No: 6
GAUGE POINT CALIBRATION
1-800-205-TANK

Red Hill, Pearl Harbor, HI

Issue Date: 12/22/2006

Capacities given in barrels of 42 U.S. gallons.

Gauge Height: 257'-07 7/8"

in/in	51 FT	in/in	51 FT	in/in	51 FT	in/in	51 FT	in/in	51 FT	in/in	52 FT
2	48,169.84	4	48,402.36	6	48,634.89	8	48,867.41	10	49,099.93	0	49,332.46
1/16	48,177.11	1/16	48,409.63	1/16	48,642.15	1/16	48,874.68	1/16	49,107.20	1/16	49,339.72
1/8	48,184.37	1/8	48,416.90	1/8	48,649.42	1/8	48,881.94	1/8	49,114.47	1/8	49,346.99
3/16	48,191.64	3/16	48,424.16	3/16	48,656.69	3/16	48,889.21	3/16	49,121.73	3/16	49,354.26
1/4	48,198.91	1/4	48,431.43	1/4	48,663.95	1/4	48,896.48	1/4	49,129.00	1/4	49,361.52
5/16	48,206.17	5/16	48,438.70	5/16	48,671.22	5/16	48,903.74	5/16	49,136.27	5/16	49,368.79
3/8	48,213.44	3/8	48,445.96	3/8	48,678.49	3/8	48,911.01	3/8	49,143.53	3/8	49,376.05
7/16	48,220.71	7/16	48,453.23	7/16	48,685.75	7/16	48,918.27	7/16	49,150.80	7/16	49,383.32
1/2	48,227.97	1/2	48,460.50	1/2	48,693.02	1/2	48,925.54	1/2	49,158.06	1/2	49,390.59
9/16	48,235.24	9/16	48,467.76	9/16	48,700.28	9/16	48,932.81	9/16	49,165.33	9/16	49,397.85
5/8	48,242.50	5/8	48,475.03	5/8	48,707.55	5/8	48,940.07	5/8	49,172.60	5/8	49,405.12
11/16	48,249.77	11/16	48,482.29	11/16	48,714.82	11/16	48,947.34	11/16	49,179.86	11/16	49,412.39
3/4	48,257.04	3/4	48,489.56	3/4	48,722.08	3/4	48,954.61	3/4	49,187.13	3/4	49,419.65
13/16	48,264.30	13/16	48,496.83	13/16	48,729.35	13/16	48,961.87	13/16	49,194.40	13/16	49,426.92
7/8	48,271.57	7/8	48,504.09	7/8	48,736.62	7/8	48,969.14	7/8	49,201.66	7/8	49,434.19
15/16	48,278.84	15/16	48,511.36	15/16	48,743.88	15/16	48,976.41	15/16	49,208.93	15/16	49,441.45
3	48,286.10	5	48,518.63	7	48,751.15	9	48,983.67	11	49,216.19	1	49,448.72
1/16	48,293.37	1/16	48,525.89	1/16	48,758.42	1/16	48,990.94	1/16	49,223.46	1/16	49,455.98
1/8	48,300.64	1/8	48,533.16	1/8	48,765.68	1/8	48,998.20	1/8	49,230.73	1/8	49,463.25
3/16	48,307.90	3/16	48,540.42	3/16	48,772.95	3/16	49,005.47	3/16	49,237.99	3/16	49,470.52
1/4	48,315.17	1/4	48,547.69	1/4	48,780.21	1/4	49,012.74	1/4	49,245.26	1/4	49,477.78
5/16	48,322.43	5/16	48,554.96	5/16	48,787.48	5/16	49,020.00	5/16	49,252.53	5/16	49,485.05
3/8	48,329.70	3/8	48,562.22	3/8	48,794.75	3/8	49,027.27	3/8	49,259.79	3/8	49,492.32
7/16	48,336.97	7/16	48,569.49	7/16	48,802.01	7/16	49,034.54	7/16	49,267.06	7/16	49,499.58
1/2	48,344.23	1/2	48,576.76	1/2	48,809.28	1/2	49,041.80	1/2	49,274.33	1/2	49,506.85
9/16	48,351.50	9/16	48,584.02	9/16	48,816.55	9/16	49,049.07	9/16	49,281.59	9/16	49,514.11
5/8	48,358.77	5/8	48,591.29	5/8	48,823.81	5/8	49,056.34	5/8	49,288.86	5/8	49,521.38
11/16	48,366.03	11/16	48,598.56	11/16	48,831.08	11/16	49,063.60	11/16	49,296.12	11/16	49,528.65
3/4	48,373.30	3/4	48,605.82	3/4	48,838.34	3/4	49,070.87	3/4	49,303.39	3/4	49,535.91
13/16	48,380.57	13/16	48,613.09	13/16	48,845.61	13/16	49,078.13	13/16	49,310.66	13/16	49,543.18
7/8	48,387.83	7/8	48,620.35	7/8	48,852.88	7/8	49,085.40	7/8	49,317.92	7/8	49,550.45
15/16	48,395.10	15/16	48,627.62	15/16	48,860.14	15/16	49,092.67	15/16	49,325.19	15/16	49,557.71

This chart is Certified for Tank: 6 only. No changes are permissible without the written consent of GAUGE POINT CALIBRATION.

For calibration specification information, see certificate on page 1.

Tank No: 6
GAUGE POINT CALIBRATION
1-800-205-TANK

Red Hill, Pearl Harbor, HI

Issue Date: 12/22/2006

Capacities given in barrels of 42 U.S. gallons.

Gauge Height: 257'-07 7/8"

in/in	52 FT	in/in	52 FT	in/in	52 FT	in/in	52 FT	in/in	52 FT	in/in	53 FT
2	49,564.98	4	49,797.50	6	50,030.03	8	50,262.55	10	50,495.07	0	50,727.59
1/16	49,572.25	1/16	49,804.77	1/16	50,037.29	1/16	50,269.81	1/16	50,502.34	1/16	50,734.86
1/8	49,579.51	1/8	49,812.03	1/8	50,044.56	1/8	50,277.08	1/8	50,509.60	1/8	50,742.13
3/16	49,586.78	3/16	49,819.30	3/16	50,051.82	3/16	50,284.35	3/16	50,516.87	3/16	50,749.39
1/4	49,594.04	1/4	49,826.57	1/4	50,059.09	1/4	50,291.61	1/4	50,524.14	1/4	50,756.66
5/16	49,601.31	5/16	49,833.83	5/16	50,066.36	5/16	50,298.88	5/16	50,531.40	5/16	50,763.93
3/8	49,608.58	3/8	49,841.10	3/8	50,073.62	3/8	50,306.15	3/8	50,538.67	3/8	50,771.19
7/16	49,615.84	7/16	49,848.37	7/16	50,080.89	7/16	50,313.41	7/16	50,545.94	7/16	50,778.46
1/2	49,623.11	1/2	49,855.63	1/2	50,088.16	1/2	50,320.68	1/2	50,553.20	1/2	50,785.73
9/16	49,630.38	9/16	49,862.90	9/16	50,095.42	9/16	50,327.95	9/16	50,560.47	9/16	50,792.99
5/8	49,637.64	5/8	49,870.17	5/8	50,102.69	5/8	50,335.21	5/8	50,567.73	5/8	50,800.26
11/16	49,644.91	11/16	49,877.43	11/16	50,109.96	11/16	50,342.48	11/16	50,575.00	11/16	50,807.52
3/4	49,652.18	3/4	49,884.70	3/4	50,117.22	3/4	50,349.74	3/4	50,582.27	3/4	50,814.79
13/16	49,659.44	13/16	49,891.96	13/16	50,124.49	13/16	50,357.01	13/16	50,589.53	13/16	50,822.06
7/8	49,666.71	7/8	49,899.23	7/8	50,131.75	7/8	50,364.28	7/8	50,596.80	7/8	50,829.32
15/16	49,673.97	15/16	49,906.50	15/16	50,139.02	15/16	50,371.54	15/16	50,604.07	15/16	50,836.59
3	49,681.24	5	49,913.76	7	50,146.29	9	50,378.81	11	50,611.33	1	50,843.86
1/16	49,688.51	1/16	49,921.03	1/16	50,153.55	1/16	50,386.08	1/16	50,618.60	1/16	50,851.12
1/8	49,695.77	1/8	49,928.30	1/8	50,160.82	1/8	50,393.34	1/8	50,625.87	1/8	50,858.39
3/16	49,703.04	3/16	49,935.56	3/16	50,168.09	3/16	50,400.61	3/16	50,633.13	3/16	50,865.65
1/4	49,710.31	1/4	49,942.83	1/4	50,175.35	1/4	50,407.88	1/4	50,640.40	1/4	50,872.92
5/16	49,717.57	5/16	49,950.10	5/16	50,182.62	5/16	50,415.14	5/16	50,647.66	5/16	50,880.19
3/8	49,724.84	3/8	49,957.36	3/8	50,189.88	3/8	50,422.41	3/8	50,654.93	3/8	50,887.45
7/16	49,732.11	7/16	49,964.63	7/16	50,197.15	7/16	50,429.67	7/16	50,662.20	7/16	50,894.72
1/2	49,739.37	1/2	49,971.89	1/2	50,204.42	1/2	50,436.94	1/2	50,669.46	1/2	50,901.99
9/16	49,746.64	9/16	49,979.16	9/16	50,211.68	9/16	50,444.21	9/16	50,676.73	9/16	50,909.25
5/8	49,753.90	5/8	49,986.43	5/8	50,218.95	5/8	50,451.47	5/8	50,684.00	5/8	50,916.52
11/16	49,761.17	11/16	49,993.69	11/16	50,226.22	11/16	50,458.74	11/16	50,691.26	11/16	50,923.79
3/4	49,768.44	3/4	50,000.96	3/4	50,233.48	3/4	50,466.01	3/4	50,698.53	3/4	50,931.05
13/16	49,775.70	13/16	50,008.23	13/16	50,240.75	13/16	50,473.27	13/16	50,705.80	13/16	50,938.32
7/8	49,782.97	7/8	50,015.49	7/8	50,248.02	7/8	50,480.54	7/8	50,713.06	7/8	50,945.58
15/16	49,790.24	15/16	50,022.76	15/16	50,255.28	15/16	50,487.80	15/16	50,720.33	15/16	50,952.85

This chart is Certified for Tank: 6 only. No changes are permissible without the written consent of GAUGE POINT CALIBRATION.

For calibration specification information, see certificate on page 1.

Tank No: 6
GAUGE POINT CALIBRATION
1-800-205-TANK

Red Hill, Pearl Harbor, HI

Issue Date: 12/22/2006

Capacities given in barrels of 42 U.S. gallons.

Gauge Height: 257'-07 7/8"

in/in	53 FT	in/in	53 FT	in/in	53 FT	in/in	53 FT	in/in	53 FT	in/in	54 FT
2	50,960.12	4	51,192.64	6	51,425.16	8	51,657.41	10	51,889.65	0	52,121.89
1/16	50,967.38	1/16	51,199.91	1/16	51,432.42	1/16	51,664.66	1/16	51,896.91	1/16	52,129.15
1/8	50,974.65	1/8	51,207.17	1/8	51,439.68	1/8	51,671.92	1/8	51,904.17	1/8	52,136.41
3/16	50,981.92	3/16	51,214.44	3/16	51,446.94	3/16	51,679.18	3/16	51,911.42	3/16	52,143.67
1/4	50,989.18	1/4	51,221.71	1/4	51,454.19	1/4	51,686.44	1/4	51,918.68	1/4	52,150.93
5/16	50,996.45	5/16	51,228.97	5/16	51,461.45	5/16	51,693.70	5/16	51,925.94	5/16	52,158.18
3/8	51,003.72	3/8	51,236.24	3/8	51,468.71	3/8	51,700.95	3/8	51,933.20	3/8	52,165.44
7/16	51,010.98	7/16	51,243.50	7/16	51,475.97	7/16	51,708.21	7/16	51,940.45	7/16	52,172.70
1/2	51,018.25	1/2	51,250.77	1/2	51,483.22	1/2	51,715.47	1/2	51,947.71	1/2	52,179.96
9/16	51,025.51	9/16	51,258.04	9/16	51,490.48	9/16	51,722.73	9/16	51,954.97	9/16	52,187.21
5/8	51,032.78	5/8	51,265.30	5/8	51,497.74	5/8	51,729.98	5/8	51,962.23	5/8	52,194.47
11/16	51,040.05	11/16	51,272.57	11/16	51,505.00	11/16	51,737.24	11/16	51,969.48	11/16	52,201.73
3/4	51,047.31	3/4	51,279.84	3/4	51,512.25	3/4	51,744.50	3/4	51,976.74	3/4	52,208.99
13/16	51,054.58	13/16	51,287.10	13/16	51,519.51	13/16	51,751.76	13/16	51,984.00	13/16	52,216.24
7/8	51,061.85	7/8	51,294.37	7/8	51,526.77	7/8	51,759.01	7/8	51,991.26	7/8	52,223.50
15/16	51,069.11	15/16	51,301.64	15/16	51,534.03	15/16	51,766.27	15/16	51,998.52	15/16	52,230.76
3	51,076.38	5	51,308.90	7	51,541.29	9	51,773.53	11	52,005.77	1	52,238.02
1/16	51,083.65	1/16	51,316.17	1/16	51,548.54	1/16	51,780.79	1/16	52,013.03	1/16	52,245.27
1/8	51,090.91	1/8	51,323.43	1/8	51,555.80	1/8	51,788.04	1/8	52,020.29	1/8	52,252.53
3/16	51,098.18	3/16	51,330.70	3/16	51,563.06	3/16	51,795.30	3/16	52,027.55	3/16	52,259.79
1/4	51,105.44	1/4	51,337.97	1/4	51,570.32	1/4	51,802.56	1/4	52,034.80	1/4	52,267.05
5/16	51,112.71	5/16	51,345.23	5/16	51,577.57	5/16	51,809.82	5/16	52,042.06	5/16	52,274.30
3/8	51,119.98	3/8	51,352.50	3/8	51,584.83	3/8	51,817.07	3/8	52,049.32	3/8	52,281.56
7/16	51,127.24	7/16	51,359.77	7/16	51,592.09	7/16	51,824.33	7/16	52,056.58	7/16	52,288.82
1/2	51,134.51	1/2	51,367.03	1/2	51,599.35	1/2	51,831.59	1/2	52,063.83	1/2	52,296.08
9/16	51,141.78	9/16	51,374.30	9/16	51,606.60	9/16	51,838.85	9/16	52,071.09	9/16	52,303.34
5/8	51,149.04	5/8	51,381.57	5/8	51,613.86	5/8	51,846.11	5/8	52,078.35	5/8	52,310.59
11/16	51,156.31	11/16	51,388.83	11/16	51,621.12	11/16	51,853.36	11/16	52,085.61	11/16	52,317.85
3/4	51,163.57	3/4	51,396.10	3/4	51,628.38	3/4	51,860.62	3/4	52,092.86	3/4	52,325.11
13/16	51,170.84	13/16	51,403.36	13/16	51,635.63	13/16	51,867.88	13/16	52,100.12	13/16	52,332.37
7/8	51,178.11	7/8	51,410.63	7/8	51,642.89	7/8	51,875.14	7/8	52,107.38	7/8	52,339.62
15/16	51,185.37	15/16	51,417.90	15/16	51,650.15	15/16	51,882.39	15/16	52,114.64	15/16	52,346.88

This chart is Certified for Tank: 6 only. No changes are permissible without the written consent of GAUGE POINT CALIBRATION.

For calibration specification information, see certificate on page 1.

Tank No: 6
GAUGE POINT CALIBRATION
1-800-205-TANK

Red Hill, Pearl Harbor, HI

Issue Date: 12/22/2006

Capacities given in barrels of 42 U.S. gallons.

Gauge Height: 257'-07 7/8"

in/in	54 FT	in/in	54 FT	in/in	54 FT	in/in	54 FT	in/in	54 FT	in/in	55 FT
2	52,354.14	4	52,586.38	6	52,818.63	8	53,050.87	10	53,283.11	0	53,515.36
1/16	52,361.40	1/16	52,593.64	1/16	52,825.88	1/16	53,058.13	1/16	53,290.37	1/16	53,522.62
1/8	52,368.65	1/8	52,600.90	1/8	52,833.14	1/8	53,065.39	1/8	53,297.63	1/8	53,529.87
3/16	52,375.91	3/16	52,608.16	3/16	52,840.40	3/16	53,072.64	3/16	53,304.89	3/16	53,537.13
1/4	52,383.17	1/4	52,615.41	1/4	52,847.66	1/4	53,079.90	1/4	53,312.14	1/4	53,544.39
5/16	52,390.43	5/16	52,622.67	5/16	52,854.91	5/16	53,087.16	5/16	53,319.40	5/16	53,551.65
3/8	52,397.68	3/8	52,629.93	3/8	52,862.17	3/8	53,094.42	3/8	53,326.66	3/8	53,558.90
7/16	52,404.94	7/16	52,637.19	7/16	52,869.43	7/16	53,101.67	7/16	53,333.92	7/16	53,566.16
1/2	52,412.20	1/2	52,644.44	1/2	52,876.69	1/2	53,108.93	1/2	53,341.17	1/2	53,573.42
9/16	52,419.46	9/16	52,651.70	9/16	52,883.94	9/16	53,116.19	9/16	53,348.43	9/16	53,580.68
5/8	52,426.71	5/8	52,658.96	5/8	52,891.20	5/8	53,123.45	5/8	53,355.69	5/8	53,587.93
11/16	52,433.97	11/16	52,666.22	11/16	52,898.46	11/16	53,130.70	11/16	53,362.95	11/16	53,595.19
3/4	52,441.23	3/4	52,673.47	3/4	52,905.72	3/4	53,137.96	3/4	53,370.21	3/4	53,602.45
13/16	52,448.49	13/16	52,680.73	13/16	52,912.98	13/16	53,145.22	13/16	53,377.46	13/16	53,609.71
7/8	52,455.75	7/8	52,687.99	7/8	52,920.23	7/8	53,152.48	7/8	53,384.72	7/8	53,616.96
15/16	52,463.00	15/16	52,695.25	15/16	52,927.49	15/16	53,159.73	15/16	53,391.98	15/16	53,624.22
3	52,470.26	5	52,702.50	7	52,934.75	9	53,166.99	11	53,399.24	1	53,631.48
1/16	52,477.52	1/16	52,709.76	1/16	52,942.01	1/16	53,174.25	1/16	53,406.49	1/16	53,638.74
1/8	52,484.78	1/8	52,717.02	1/8	52,949.26	1/8	53,181.51	1/8	53,413.75	1/8	53,645.99
3/16	52,492.03	3/16	52,724.28	3/16	52,956.52	3/16	53,188.76	3/16	53,421.01	3/16	53,653.25
1/4	52,499.29	1/4	52,731.53	1/4	52,963.78	1/4	53,196.02	1/4	53,428.27	1/4	53,660.51
5/16	52,506.55	5/16	52,738.79	5/16	52,971.04	5/16	53,203.28	5/16	53,435.52	5/16	53,667.77
3/8	52,513.81	3/8	52,746.05	3/8	52,978.29	3/8	53,210.54	3/8	53,442.78	3/8	53,675.03
7/16	52,521.06	7/16	52,753.31	7/16	52,985.55	7/16	53,217.80	7/16	53,450.04	7/16	53,682.28
1/2	52,528.32	1/2	52,760.57	1/2	52,992.81	1/2	53,225.05	1/2	53,457.30	1/2	53,689.54
9/16	52,535.58	9/16	52,767.82	9/16	53,000.07	9/16	53,232.31	9/16	53,464.55	9/16	53,696.80
5/8	52,542.84	5/8	52,775.08	5/8	53,007.32	5/8	53,239.57	5/8	53,471.81	5/8	53,704.06
11/16	52,550.09	11/16	52,782.34	11/16	53,014.58	11/16	53,246.83	11/16	53,479.07	11/16	53,711.31
3/4	52,557.35	3/4	52,789.60	3/4	53,021.84	3/4	53,254.08	3/4	53,486.33	3/4	53,718.57
13/16	52,564.61	13/16	52,796.85	13/16	53,029.10	13/16	53,261.34	13/16	53,493.58	13/16	53,725.83
7/8	52,571.87	7/8	52,804.11	7/8	53,036.35	7/8	53,268.60	7/8	53,500.84	7/8	53,733.09
15/16	52,579.12	15/16	52,811.37	15/16	53,043.61	15/16	53,275.86	15/16	53,508.10	15/16	53,740.34

This chart is Certified for Tank: 6 only. No changes are permissible without the written consent of GAUGE POINT CALIBRATION.

For calibration specification information, see certificate on page 1.

Tank No: 6
GAUGE POINT CALIBRATION
1-800-205-TANK

Red Hill, Pearl Harbor, HI

Issue Date: 12/22/2006

Capacities given in barrels of 42 U.S. gallons.

Gauge Height: 257'-07 7/8"

in/in	55 FT	in/in	55 FT	in/in	55 FT	in/in	55 FT	in/in	55 FT	in/in	56 FT
2	53,747.60	4	53,979.85	6	54,212.09	8	54,444.33	10	54,676.58	0	54,908.82
1/16	53,754.86	1/16	53,987.10	1/16	54,219.35	1/16	54,451.59	1/16	54,683.83	1/16	54,916.08
1/8	53,762.12	1/8	53,994.36	1/8	54,226.60	1/8	54,458.85	1/8	54,691.09	1/8	54,923.34
3/16	53,769.37	3/16	54,001.62	3/16	54,233.86	3/16	54,466.11	3/16	54,698.35	3/16	54,930.59
1/4	53,776.63	1/4	54,008.88	1/4	54,241.12	1/4	54,473.36	1/4	54,705.61	1/4	54,937.85
5/16	53,783.89	5/16	54,016.13	5/16	54,248.38	5/16	54,480.62	5/16	54,712.86	5/16	54,945.11
3/8	53,791.15	3/8	54,023.39	3/8	54,255.63	3/8	54,487.88	3/8	54,720.12	3/8	54,952.37
7/16	53,798.40	7/16	54,030.65	7/16	54,262.89	7/16	54,495.14	7/16	54,727.38	7/16	54,959.62
1/2	53,805.66	1/2	54,037.91	1/2	54,270.15	1/2	54,502.39	1/2	54,734.64	1/2	54,966.88
9/16	53,812.92	9/16	54,045.16	9/16	54,277.41	9/16	54,509.65	9/16	54,741.90	9/16	54,974.14
5/8	53,820.18	5/8	54,052.42	5/8	54,284.67	5/8	54,516.91	5/8	54,749.15	5/8	54,981.40
11/16	53,827.44	11/16	54,059.68	11/16	54,291.92	11/16	54,524.17	11/16	54,756.41	11/16	54,988.65
3/4	53,834.69	3/4	54,066.94	3/4	54,299.18	3/4	54,531.42	3/4	54,763.67	3/4	54,995.91
13/16	53,841.95	13/16	54,074.19	13/16	54,306.44	13/16	54,538.68	13/16	54,770.93	13/16	55,003.17
7/8	53,849.21	7/8	54,081.45	7/8	54,313.70	7/8	54,545.94	7/8	54,778.18	7/8	55,010.43
15/16	53,856.47	15/16	54,088.71	15/16	54,320.95	15/16	54,553.20	15/16	54,785.44	15/16	55,017.68
3	53,863.72	5	54,095.97	7	54,328.21	9	54,560.45	11	54,792.70	1	55,024.94
1/16	53,870.98	1/16	54,103.22	1/16	54,335.47	1/16	54,567.71	1/16	54,799.96	1/16	55,032.20
1/8	53,878.24	1/8	54,110.48	1/8	54,342.73	1/8	54,574.97	1/8	54,807.21	1/8	55,039.46
3/16	53,885.50	3/16	54,117.74	3/16	54,349.98	3/16	54,582.23	3/16	54,814.47	3/16	55,046.72
1/4	53,892.75	1/4	54,125.00	1/4	54,357.24	1/4	54,589.49	1/4	54,821.73	1/4	55,053.97
5/16	53,900.01	5/16	54,132.26	5/16	54,364.50	5/16	54,596.74	5/16	54,828.99	5/16	55,061.23
3/8	53,907.27	3/8	54,139.51	3/8	54,371.76	3/8	54,604.00	3/8	54,836.24	3/8	55,068.49
7/16	53,914.53	7/16	54,146.77	7/16	54,379.01	7/16	54,611.26	7/16	54,843.50	7/16	55,075.75
1/2	53,921.78	1/2	54,154.03	1/2	54,386.27	1/2	54,618.52	1/2	54,850.76	1/2	55,083.00
9/16	53,929.04	9/16	54,161.29	9/16	54,393.53	9/16	54,625.77	9/16	54,858.02	9/16	55,090.26
5/8	53,936.30	5/8	54,168.54	5/8	54,400.79	5/8	54,633.03	5/8	54,865.27	5/8	55,097.52
11/16	53,943.56	11/16	54,175.80	11/16	54,408.04	11/16	54,640.29	11/16	54,872.53	11/16	55,104.78
3/4	53,950.81	3/4	54,183.06	3/4	54,415.30	3/4	54,647.55	3/4	54,879.79	3/4	55,112.03
13/16	53,958.07	13/16	54,190.32	13/16	54,422.56	13/16	54,654.80	13/16	54,887.05	13/16	55,119.29
7/8	53,965.33	7/8	54,197.57	7/8	54,429.82	7/8	54,662.06	7/8	54,894.31	7/8	55,126.55
15/16	53,972.59	15/16	54,204.83	15/16	54,437.08	15/16	54,669.32	15/16	54,901.56	15/16	55,133.81

This chart is Certified for Tank: 6 only. No changes are permissible without the written consent of GAUGE POINT CALIBRATION.

For calibration specification information, see certificate on page 1.

Tank No: 6
GAUGE POINT CALIBRATION
1-800-205-TANK

Red Hill, Pearl Harbor, HI

Issue Date: 12/22/2006

Capacities given in barrels of 42 U.S. gallons.

Gauge Height: 257'-07 7/8"

in/in	56 FT	in/in	56 FT	in/in	56 FT	in/in	56 FT	in/in	56 FT	in/in	57 FT
2	55,141.06	4	55,373.31	6	55,605.55	8	55,837.80	10	56,070.04	0	56,302.28
1/16	55,148.32	1/16	55,380.57	1/16	55,612.81	1/16	55,845.05	1/16	56,077.30	1/16	56,309.54
1/8	55,155.58	1/8	55,387.82	1/8	55,620.07	1/8	55,852.31	1/8	56,084.55	1/8	56,316.80
3/16	55,162.84	3/16	55,395.08	3/16	55,627.32	3/16	55,859.57	3/16	56,091.81	3/16	56,324.06
1/4	55,170.09	1/4	55,402.34	1/4	55,634.58	1/4	55,866.83	1/4	56,099.07	1/4	56,331.31
5/16	55,177.35	5/16	55,409.60	5/16	55,641.84	5/16	55,874.08	5/16	56,106.33	5/16	56,338.57
3/8	55,184.61	3/8	55,416.85	3/8	55,649.10	3/8	55,881.34	3/8	56,113.59	3/8	56,345.83
7/16	55,191.87	7/16	55,424.11	7/16	55,656.36	7/16	55,888.60	7/16	56,120.84	7/16	56,353.09
1/2	55,199.13	1/2	55,431.37	1/2	55,663.61	1/2	55,895.86	1/2	56,128.10	1/2	56,360.34
9/16	55,206.38	9/16	55,438.63	9/16	55,670.87	9/16	55,903.11	9/16	56,135.36	9/16	56,367.60
5/8	55,213.64	5/8	55,445.88	5/8	55,678.13	5/8	55,910.37	5/8	56,142.62	5/8	56,374.86
11/16	55,220.90	11/16	55,453.14	11/16	55,685.39	11/16	55,917.63	11/16	56,149.87	11/16	56,382.12
3/4	55,228.16	3/4	55,460.40	3/4	55,692.64	3/4	55,924.89	3/4	56,157.13	3/4	56,389.37
13/16	55,235.41	13/16	55,467.66	13/16	55,699.90	13/16	55,932.14	13/16	56,164.39	13/16	56,396.63
7/8	55,242.67	7/8	55,474.91	7/8	55,707.16	7/8	55,939.40	7/8	56,171.65	7/8	56,403.89
15/16	55,249.93	15/16	55,482.17	15/16	55,714.42	15/16	55,946.66	15/16	56,178.90	15/16	56,411.15
3	55,257.19	5	55,489.43	7	55,721.67	9	55,953.92	11	56,186.16	1	56,418.41
1/16	55,264.44	1/16	55,496.69	1/16	55,728.93	1/16	55,961.18	1/16	56,193.42	1/16	56,425.66
1/8	55,271.70	1/8	55,503.95	1/8	55,736.19	1/8	55,968.43	1/8	56,200.68	1/8	56,432.92
3/16	55,278.96	3/16	55,511.20	3/16	55,743.45	3/16	55,975.69	3/16	56,207.93	3/16	56,440.18
1/4	55,286.22	1/4	55,518.46	1/4	55,750.70	1/4	55,982.95	1/4	56,215.19	1/4	56,447.44
5/16	55,293.47	5/16	55,525.72	5/16	55,757.96	5/16	55,990.21	5/16	56,222.45	5/16	56,454.69
3/8	55,300.73	3/8	55,532.98	3/8	55,765.22	3/8	55,997.46	3/8	56,229.71	3/8	56,461.95
7/16	55,307.99	7/16	55,540.23	7/16	55,772.48	7/16	56,004.72	7/16	56,236.96	7/16	56,469.21
1/2	55,315.25	1/2	55,547.49	1/2	55,779.73	1/2	56,011.98	1/2	56,244.22	1/2	56,476.47
9/16	55,322.50	9/16	55,554.75	9/16	55,786.99	9/16	56,019.24	9/16	56,251.48	9/16	56,483.72
5/8	55,329.76	5/8	55,562.01	5/8	55,794.25	5/8	56,026.49	5/8	56,258.74	5/8	56,490.98
11/16	55,337.02	11/16	55,569.26	11/16	55,801.51	11/16	56,033.75	11/16	56,266.00	11/16	56,498.24
3/4	55,344.28	3/4	55,576.52	3/4	55,808.77	3/4	56,041.01	3/4	56,273.25	3/4	56,505.50
13/16	55,351.54	13/16	55,583.78	13/16	55,816.02	13/16	56,048.27	13/16	56,280.51	13/16	56,512.75
7/8	55,358.79	7/8	55,591.04	7/8	55,823.28	7/8	56,055.52	7/8	56,287.77	7/8	56,520.01
15/16	55,366.05	15/16	55,598.29	15/16	55,830.54	15/16	56,062.78	15/16	56,295.03	15/16	56,527.27

This chart is Certified for Tank: 6 only. No changes are permissible without the written consent of GAUGE POINT CALIBRATION.

For calibration specification information, see certificate on page 1.

Tank No: 6
GAUGE POINT CALIBRATION
1-800-205-TANK

Red Hill, Pearl Harbor, HI

Issue Date: 12/22/2006

Capacities given in barrels of 42 U.S. gallons.

Gauge Height: 257'-07 7/8"

in/in	57 FT	in/in	57 FT	in/in	57 FT	in/in	57 FT	in/in	57 FT	in/in	58 FT
2	56,534.53	4	56,766.77	6	56,999.01	8	57,231.26	10	57,463.50	0	57,695.75
1/16	56,541.78	1/16	56,774.03	1/16	57,006.27	1/16	57,238.52	1/16	57,470.76	1/16	57,703.00
1/8	56,549.04	1/8	56,781.29	1/8	57,013.53	1/8	57,245.77	1/8	57,478.02	1/8	57,710.26
3/16	56,556.30	3/16	56,788.54	3/16	57,020.79	3/16	57,253.03	3/16	57,485.27	3/16	57,717.52
1/4	56,563.56	1/4	56,795.80	1/4	57,028.04	1/4	57,260.29	1/4	57,492.53	1/4	57,724.78
5/16	56,570.81	5/16	56,803.06	5/16	57,035.30	5/16	57,267.55	5/16	57,499.79	5/16	57,732.03
3/8	56,578.07	3/8	56,810.32	3/8	57,042.56	3/8	57,274.80	3/8	57,507.05	3/8	57,739.29
7/16	56,585.33	7/16	56,817.57	7/16	57,049.82	7/16	57,282.06	7/16	57,514.31	7/16	57,746.55
1/2	56,592.59	1/2	56,824.83	1/2	57,057.08	1/2	57,289.32	1/2	57,521.56	1/2	57,753.81
9/16	56,599.85	9/16	56,832.09	9/16	57,064.33	9/16	57,296.58	9/16	57,528.82	9/16	57,761.06
5/8	56,607.10	5/8	56,839.35	5/8	57,071.59	5/8	57,303.83	5/8	57,536.08	5/8	57,768.32
11/16	56,614.36	11/16	56,846.60	11/16	57,078.85	11/16	57,311.09	11/16	57,543.34	11/16	57,775.58
3/4	56,621.62	3/4	56,853.86	3/4	57,086.11	3/4	57,318.35	3/4	57,550.59	3/4	57,782.84
13/16	56,628.88	13/16	56,861.12	13/16	57,093.36	13/16	57,325.61	13/16	57,557.85	13/16	57,790.09
7/8	56,636.13	7/8	56,868.38	7/8	57,100.62	7/8	57,332.86	7/8	57,565.11	7/8	57,797.35
15/16	56,643.39	15/16	56,875.63	15/16	57,107.88	15/16	57,340.12	15/16	57,572.37	15/16	57,804.61
3	56,650.65	5	56,882.89	7	57,115.14	9	57,347.38	11	57,579.62	1	57,811.87
1/16	56,657.91	1/16	56,890.15	1/16	57,122.39	1/16	57,354.64	1/16	57,586.88	1/16	57,819.13
1/8	56,665.16	1/8	56,897.41	1/8	57,129.65	1/8	57,361.90	1/8	57,594.14	1/8	57,826.38
3/16	56,672.42	3/16	56,904.67	3/16	57,136.91	3/16	57,369.15	3/16	57,601.40	3/16	57,833.64
1/4	56,679.68	1/4	56,911.92	1/4	57,144.17	1/4	57,376.41	1/4	57,608.65	1/4	57,840.90
5/16	56,686.94	5/16	56,919.18	5/16	57,151.42	5/16	57,383.67	5/16	57,615.91	5/16	57,848.16
3/8	56,694.19	3/8	56,926.44	3/8	57,158.68	3/8	57,390.93	3/8	57,623.17	3/8	57,855.41
7/16	56,701.45	7/16	56,933.70	7/16	57,165.94	7/16	57,398.18	7/16	57,630.43	7/16	57,862.67
1/2	56,708.71	1/2	56,940.95	1/2	57,173.20	1/2	57,405.44	1/2	57,637.68	1/2	57,869.93
9/16	56,715.97	9/16	56,948.21	9/16	57,180.45	9/16	57,412.70	9/16	57,644.94	9/16	57,877.19
5/8	56,723.22	5/8	56,955.47	5/8	57,187.71	5/8	57,419.96	5/8	57,652.20	5/8	57,884.44
11/16	56,730.48	11/16	56,962.73	11/16	57,194.97	11/16	57,427.21	11/16	57,659.46	11/16	57,891.70
3/4	56,737.74	3/4	56,969.98	3/4	57,202.23	3/4	57,434.47	3/4	57,666.72	3/4	57,898.96
13/16	56,745.00	13/16	56,977.24	13/16	57,209.49	13/16	57,441.73	13/16	57,673.97	13/16	57,906.22
7/8	56,752.26	7/8	56,984.50	7/8	57,216.74	7/8	57,448.99	7/8	57,681.23	7/8	57,913.47
15/16	56,759.51	15/16	56,991.76	15/16	57,224.00	15/16	57,456.24	15/16	57,688.49	15/16	57,920.73

This chart is Certified for Tank: 6 only. No changes are permissible without the written consent of GAUGE POINT CALIBRATION.

For calibration specification information, see certificate on page 1.

Tank No: 6
GAUGE POINT CALIBRATION
1-800-205-TANK

Red Hill, Pearl Harbor, HI

Issue Date: 12/22/2006

Capacities given in barrels of 42 U.S. gallons.

Gauge Height: 257'-07 7/8"

in/in	58 FT	in/in	58 FT	in/in	58 FT	in/in	58 FT	in/in	58 FT	in/in	59 FT
2	57,927.99	4	58,160.23	6	58,392.48	8	58,624.91	10	58,857.34	0	59,089.77
1/16	57,935.25	1/16	58,167.49	1/16	58,399.74	1/16	58,632.17	1/16	58,864.60	1/16	59,097.03
1/8	57,942.50	1/8	58,174.75	1/8	58,407.00	1/8	58,639.43	1/8	58,871.86	1/8	59,104.29
3/16	57,949.76	3/16	58,182.01	3/16	58,414.27	3/16	58,646.70	3/16	58,879.13	3/16	59,111.56
1/4	57,957.02	1/4	58,189.26	1/4	58,421.53	1/4	58,653.96	1/4	58,886.39	1/4	59,118.82
5/16	57,964.28	5/16	58,196.52	5/16	58,428.79	5/16	58,661.22	5/16	58,893.65	5/16	59,126.09
3/8	57,971.54	3/8	58,203.78	3/8	58,436.06	3/8	58,668.49	3/8	58,900.92	3/8	59,133.35
7/16	57,978.79	7/16	58,211.04	7/16	58,443.32	7/16	58,675.75	7/16	58,908.18	7/16	59,140.61
1/2	57,986.05	1/2	58,218.29	1/2	58,450.58	1/2	58,683.02	1/2	58,915.45	1/2	59,147.88
9/16	57,993.31	9/16	58,225.55	9/16	58,457.85	9/16	58,690.28	9/16	58,922.71	9/16	59,155.14
5/8	58,000.57	5/8	58,232.81	5/8	58,465.11	5/8	58,697.54	5/8	58,929.97	5/8	59,162.40
11/16	58,007.82	11/16	58,240.07	11/16	58,472.38	11/16	58,704.81	11/16	58,937.24	11/16	59,169.67
3/4	58,015.08	3/4	58,247.32	3/4	58,479.64	3/4	58,712.07	3/4	58,944.50	3/4	59,176.93
13/16	58,022.34	13/16	58,254.58	13/16	58,486.90	13/16	58,719.33	13/16	58,951.76	13/16	59,184.19
7/8	58,029.60	7/8	58,261.84	7/8	58,494.17	7/8	58,726.60	7/8	58,959.03	7/8	59,191.46
15/16	58,036.85	15/16	58,269.10	15/16	58,501.43	15/16	58,733.86	15/16	58,966.29	15/16	59,198.72
3	58,044.11	5	58,276.36	7	58,508.69	9	58,741.12	11	58,973.55	1	59,205.98
1/16	58,051.37	1/16	58,283.61	1/16	58,515.96	1/16	58,748.39	1/16	58,980.82	1/16	59,213.25
1/8	58,058.63	1/8	58,290.87	1/8	58,523.22	1/8	58,755.65	1/8	58,988.08	1/8	59,220.51
3/16	58,065.88	3/16	58,298.13	3/16	58,530.48	3/16	58,762.91	3/16	58,995.34	3/16	59,227.77
1/4	58,073.14	1/4	58,305.39	1/4	58,537.75	1/4	58,770.18	1/4	59,002.61	1/4	59,235.04
5/16	58,080.40	5/16	58,312.64	5/16	58,545.01	5/16	58,777.44	5/16	59,009.87	5/16	59,242.30
3/8	58,087.66	3/8	58,319.90	3/8	58,552.27	3/8	58,784.70	3/8	59,017.13	3/8	59,249.56
7/16	58,094.91	7/16	58,327.16	7/16	58,559.54	7/16	58,791.97	7/16	59,024.40	7/16	59,256.83
1/2	58,102.17	1/2	58,334.42	1/2	58,566.80	1/2	58,799.23	1/2	59,031.66	1/2	59,264.09
9/16	58,109.43	9/16	58,341.67	9/16	58,574.06	9/16	58,806.49	9/16	59,038.92	9/16	59,271.35
5/8	58,116.69	5/8	58,348.93	5/8	58,581.33	5/8	58,813.76	5/8	59,046.19	5/8	59,278.62
11/16	58,123.95	11/16	58,356.19	11/16	58,588.59	11/16	58,821.02	11/16	59,053.45	11/16	59,285.88
3/4	58,131.20	3/4	58,363.45	3/4	58,595.85	3/4	58,828.28	3/4	59,060.71	3/4	59,293.14
13/16	58,138.46	13/16	58,370.70	13/16	58,603.12	13/16	58,835.55	13/16	59,067.98	13/16	59,300.41
7/8	58,145.72	7/8	58,377.96	7/8	58,610.38	7/8	58,842.81	7/8	59,075.24	7/8	59,307.67
15/16	58,152.98	15/16	58,385.22	15/16	58,617.64	15/16	58,850.07	15/16	59,082.50	15/16	59,314.93

This chart is Certified for Tank: 6 only. No changes are permissible without the written consent of GAUGE POINT CALIBRATION.

For calibration specification information, see certificate on page 1.

Tank No: 6
GAUGE POINT CALIBRATION
1-800-205-TANK

Red Hill, Pearl Harbor, HI

Issue Date: 12/22/2006

Capacities given in barrels of 42 U.S. gallons.

Gauge Height: 257'-07 7/8"

in/in	59 FT	in/in	59 FT	in/in	59 FT	in/in	59 FT	in/in	59 FT	in/in	60 FT
2	59,322.20	4	59,554.63	6	59,787.06	8	60,019.49	10	60,251.92	0	60,484.35
1/16	59,329.46	1/16	59,561.89	1/16	59,794.32	1/16	60,026.75	1/16	60,259.18	1/16	60,491.61
1/8	59,336.72	1/8	59,569.16	1/8	59,801.59	1/8	60,034.02	1/8	60,266.45	1/8	60,498.88
3/16	59,343.99	3/16	59,576.42	3/16	59,808.85	3/16	60,041.28	3/16	60,273.71	3/16	60,506.14
1/4	59,351.25	1/4	59,583.68	1/4	59,816.11	1/4	60,048.54	1/4	60,280.97	1/4	60,513.40
5/16	59,358.52	5/16	59,590.95	5/16	59,823.38	5/16	60,055.81	5/16	60,288.24	5/16	60,520.67
3/8	59,365.78	3/8	59,598.21	3/8	59,830.64	3/8	60,063.07	3/8	60,295.50	3/8	60,527.93
7/16	59,373.04	7/16	59,605.47	7/16	59,837.90	7/16	60,070.33	7/16	60,302.76	7/16	60,535.19
1/2	59,380.31	1/2	59,612.74	1/2	59,845.17	1/2	60,077.60	1/2	60,310.03	1/2	60,542.46
9/16	59,387.57	9/16	59,620.00	9/16	59,852.43	9/16	60,084.86	9/16	60,317.29	9/16	60,549.72
5/8	59,394.83	5/8	59,627.26	5/8	59,859.69	5/8	60,092.12	5/8	60,324.55	5/8	60,556.98
11/16	59,402.10	11/16	59,634.53	11/16	59,866.96	11/16	60,099.39	11/16	60,331.82	11/16	60,564.25
3/4	59,409.36	3/4	59,641.79	3/4	59,874.22	3/4	60,106.65	3/4	60,339.08	3/4	60,571.51
13/16	59,416.62	13/16	59,649.05	13/16	59,881.48	13/16	60,113.91	13/16	60,346.34	13/16	60,578.77
7/8	59,423.89	7/8	59,656.32	7/8	59,888.75	7/8	60,121.18	7/8	60,353.61	7/8	60,586.04
15/16	59,431.15	15/16	59,663.58	15/16	59,896.01	15/16	60,128.44	15/16	60,360.87	15/16	60,593.30
3	59,438.41	5	59,670.84	7	59,903.27	9	60,135.70	11	60,368.13	1	60,600.56
1/16	59,445.68	1/16	59,678.11	1/16	59,910.54	1/16	60,142.97	1/16	60,375.40	1/16	60,607.83
1/8	59,452.94	1/8	59,685.37	1/8	59,917.80	1/8	60,150.23	1/8	60,382.66	1/8	60,615.09
3/16	59,460.20	3/16	59,692.63	3/16	59,925.06	3/16	60,157.49	3/16	60,389.92	3/16	60,622.35
1/4	59,467.47	1/4	59,699.90	1/4	59,932.33	1/4	60,164.76	1/4	60,397.19	1/4	60,629.62
5/16	59,474.73	5/16	59,707.16	5/16	59,939.59	5/16	60,172.02	5/16	60,404.45	5/16	60,636.88
3/8	59,481.99	3/8	59,714.42	3/8	59,946.85	3/8	60,179.28	3/8	60,411.71	3/8	60,644.14
7/16	59,489.26	7/16	59,721.69	7/16	59,954.12	7/16	60,186.55	7/16	60,418.98	7/16	60,651.41
1/2	59,496.52	1/2	59,728.95	1/2	59,961.38	1/2	60,193.81	1/2	60,426.24	1/2	60,658.67
9/16	59,503.78	9/16	59,736.21	9/16	59,968.64	9/16	60,201.07	9/16	60,433.50	9/16	60,665.94
5/8	59,511.05	5/8	59,743.48	5/8	59,975.91	5/8	60,208.34	5/8	60,440.77	5/8	60,673.20
11/16	59,518.31	11/16	59,750.74	11/16	59,983.17	11/16	60,215.60	11/16	60,448.03	11/16	60,680.46
3/4	59,525.57	3/4	59,758.00	3/4	59,990.43	3/4	60,222.87	3/4	60,455.30	3/4	60,687.73
13/16	59,532.84	13/16	59,765.27	13/16	59,997.70	13/16	60,230.13	13/16	60,462.56	13/16	60,694.99
7/8	59,540.10	7/8	59,772.53	7/8	60,004.96	7/8	60,237.39	7/8	60,469.82	7/8	60,702.25
15/16	59,547.36	15/16	59,779.80	15/16	60,012.23	15/16	60,244.66	15/16	60,477.09	15/16	60,709.52

This chart is Certified for Tank: 6 only. No changes are permissible without the written consent of GAUGE POINT CALIBRATION.

For calibration specification information, see certificate on page 1.

Tank No: 6
GAUGE POINT CALIBRATION
1-800-205-TANK

Red Hill, Pearl Harbor, HI

Issue Date: 12/22/2006

Capacities given in barrels of 42 U.S. gallons.

Gauge Height: 257'-07 7/8"

in/in	60 FT	in/in	60 FT	in/in	60 FT	in/in	60 FT	in/in	60 FT	in/in	61 FT
2	60,716.78	4	60,949.21	6	61,181.64	8	61,414.07	10	61,646.50	0	61,878.93
1/16	60,724.04	1/16	60,956.47	1/16	61,188.90	1/16	61,421.33	1/16	61,653.76	1/16	61,886.19
1/8	60,731.31	1/8	60,963.74	1/8	61,196.17	1/8	61,428.60	1/8	61,661.03	1/8	61,893.46
3/16	60,738.57	3/16	60,971.00	3/16	61,203.43	3/16	61,435.86	3/16	61,668.29	3/16	61,900.72
1/4	60,745.83	1/4	60,978.26	1/4	61,210.69	1/4	61,443.12	1/4	61,675.55	1/4	61,907.98
5/16	60,753.10	5/16	60,985.53	5/16	61,217.96	5/16	61,450.39	5/16	61,682.82	5/16	61,915.25
3/8	60,760.36	3/8	60,992.79	3/8	61,225.22	3/8	61,457.65	3/8	61,690.08	3/8	61,922.51
7/16	60,767.62	7/16	61,000.05	7/16	61,232.48	7/16	61,464.91	7/16	61,697.34	7/16	61,929.77
1/2	60,774.89	1/2	61,007.32	1/2	61,239.75	1/2	61,472.18	1/2	61,704.61	1/2	61,937.04
9/16	60,782.15	9/16	61,014.58	9/16	61,247.01	9/16	61,479.44	9/16	61,711.87	9/16	61,944.30
5/8	60,789.41	5/8	61,021.84	5/8	61,254.27	5/8	61,486.70	5/8	61,719.13	5/8	61,951.56
11/16	60,796.68	11/16	61,029.11	11/16	61,261.54	11/16	61,493.97	11/16	61,726.40	11/16	61,958.83
3/4	60,803.94	3/4	61,036.37	3/4	61,268.80	3/4	61,501.23	3/4	61,733.66	3/4	61,966.09
13/16	60,811.20	13/16	61,043.63	13/16	61,276.06	13/16	61,508.49	13/16	61,740.92	13/16	61,973.36
7/8	60,818.47	7/8	61,050.90	7/8	61,283.33	7/8	61,515.76	7/8	61,748.19	7/8	61,980.62
15/16	60,825.73	15/16	61,058.16	15/16	61,290.59	15/16	61,523.02	15/16	61,755.45	15/16	61,987.88
3	60,832.99	5	61,065.42	7	61,297.85	9	61,530.29	11	61,762.72	1	61,995.15
1/16	60,840.26	1/16	61,072.69	1/16	61,305.12	1/16	61,537.55	1/16	61,769.98	1/16	62,002.41
1/8	60,847.52	1/8	61,079.95	1/8	61,312.38	1/8	61,544.81	1/8	61,777.24	1/8	62,009.67
3/16	60,854.78	3/16	61,087.21	3/16	61,319.65	3/16	61,552.08	3/16	61,784.51	3/16	62,016.94
1/4	60,862.05	1/4	61,094.48	1/4	61,326.91	1/4	61,559.34	1/4	61,791.77	1/4	62,024.20
5/16	60,869.31	5/16	61,101.74	5/16	61,334.17	5/16	61,566.60	5/16	61,799.03	5/16	62,031.46
3/8	60,876.58	3/8	61,109.01	3/8	61,341.44	3/8	61,573.87	3/8	61,806.30	3/8	62,038.73
7/16	60,883.84	7/16	61,116.27	7/16	61,348.70	7/16	61,581.13	7/16	61,813.56	7/16	62,045.99
1/2	60,891.10	1/2	61,123.53	1/2	61,355.96	1/2	61,588.39	1/2	61,820.82	1/2	62,053.25
9/16	60,898.37	9/16	61,130.80	9/16	61,363.23	9/16	61,595.66	9/16	61,828.09	9/16	62,060.52
5/8	60,905.63	5/8	61,138.06	5/8	61,370.49	5/8	61,602.92	5/8	61,835.35	5/8	62,067.78
11/16	60,912.89	11/16	61,145.32	11/16	61,377.75	11/16	61,610.18	11/16	61,842.61	11/16	62,075.04
3/4	60,920.16	3/4	61,152.59	3/4	61,385.02	3/4	61,617.45	3/4	61,849.88	3/4	62,082.31
13/16	60,927.42	13/16	61,159.85	13/16	61,392.28	13/16	61,624.71	13/16	61,857.14	13/16	62,089.57
7/8	60,934.68	7/8	61,167.11	7/8	61,399.54	7/8	61,631.97	7/8	61,864.40	7/8	62,096.83
15/16	60,941.95	15/16	61,174.38	15/16	61,406.81	15/16	61,639.24	15/16	61,871.67	15/16	62,104.10

This chart is Certified for Tank: 6 only. No changes are permissible without the written consent of GAUGE POINT CALIBRATION.

For calibration specification information, see certificate on page 1.

Tank No: 6
GAUGE POINT CALIBRATION
1-800-205-TANK

Red Hill, Pearl Harbor, HI

Issue Date: 12/22/2006

Capacities given in barrels of 42 U.S. gallons.

Gauge Height: 257'-07 7/8"

in/in	61 FT	in/in	61 FT	in/in	61 FT	in/in	61 FT	in/in	61 FT	in/in	62 FT
2	62,111.36	4	62,343.79	6	62,576.22	8	62,808.65	10	63,041.08	0	63,273.51
1/16	62,118.62	1/16	62,351.05	1/16	62,583.48	1/16	62,815.91	1/16	63,048.34	1/16	63,280.77
1/8	62,125.89	1/8	62,358.32	1/8	62,590.75	1/8	62,823.18	1/8	63,055.61	1/8	63,288.04
3/16	62,133.15	3/16	62,365.58	3/16	62,598.01	3/16	62,830.44	3/16	63,062.87	3/16	63,295.30
1/4	62,140.41	1/4	62,372.84	1/4	62,605.27	1/4	62,837.70	1/4	63,070.14	1/4	63,302.57
5/16	62,147.68	5/16	62,380.11	5/16	62,612.54	5/16	62,844.97	5/16	63,077.40	5/16	63,309.83
3/8	62,154.94	3/8	62,387.37	3/8	62,619.80	3/8	62,852.23	3/8	63,084.66	3/8	63,317.09
7/16	62,162.20	7/16	62,394.63	7/16	62,627.07	7/16	62,859.50	7/16	63,091.93	7/16	63,324.36
1/2	62,169.47	1/2	62,401.90	1/2	62,634.33	1/2	62,866.76	1/2	63,099.19	1/2	63,331.62
9/16	62,176.73	9/16	62,409.16	9/16	62,641.59	9/16	62,874.02	9/16	63,106.45	9/16	63,338.88
5/8	62,183.99	5/8	62,416.43	5/8	62,648.86	5/8	62,881.29	5/8	63,113.72	5/8	63,346.15
11/16	62,191.26	11/16	62,423.69	11/16	62,656.12	11/16	62,888.55	11/16	63,120.98	11/16	63,353.41
3/4	62,198.52	3/4	62,430.95	3/4	62,663.38	3/4	62,895.81	3/4	63,128.24	3/4	63,360.67
13/16	62,205.79	13/16	62,438.22	13/16	62,670.65	13/16	62,903.08	13/16	63,135.51	13/16	63,367.94
7/8	62,213.05	7/8	62,445.48	7/8	62,677.91	7/8	62,910.34	7/8	63,142.77	7/8	63,375.20
15/16	62,220.31	15/16	62,452.74	15/16	62,685.17	15/16	62,917.60	15/16	63,150.03	15/16	63,382.46
3	62,227.58	5	62,460.01	7	62,692.44	9	62,924.87	11	63,157.30	1	63,389.73
1/16	62,234.84	1/16	62,467.27	1/16	62,699.70	1/16	62,932.13	1/16	63,164.56	1/16	63,396.99
1/8	62,242.10	1/8	62,474.53	1/8	62,706.96	1/8	62,939.39	1/8	63,171.82	1/8	63,404.25
3/16	62,249.37	3/16	62,481.80	3/16	62,714.23	3/16	62,946.66	3/16	63,179.09	3/16	63,411.52
1/4	62,256.63	1/4	62,489.06	1/4	62,721.49	1/4	62,953.92	1/4	63,186.35	1/4	63,418.78
5/16	62,263.89	5/16	62,496.32	5/16	62,728.75	5/16	62,961.18	5/16	63,193.61	5/16	63,426.04
3/8	62,271.16	3/8	62,503.59	3/8	62,736.02	3/8	62,968.45	3/8	63,200.88	3/8	63,433.31
7/16	62,278.42	7/16	62,510.85	7/16	62,743.28	7/16	62,975.71	7/16	63,208.14	7/16	63,440.57
1/2	62,285.68	1/2	62,518.11	1/2	62,750.54	1/2	62,982.97	1/2	63,215.40	1/2	63,447.83
9/16	62,292.95	9/16	62,525.38	9/16	62,757.81	9/16	62,990.24	9/16	63,222.67	9/16	63,455.10
5/8	62,300.21	5/8	62,532.64	5/8	62,765.07	5/8	62,997.50	5/8	63,229.93	5/8	63,462.36
11/16	62,307.47	11/16	62,539.90	11/16	62,772.33	11/16	63,004.76	11/16	63,237.19	11/16	63,469.62
3/4	62,314.74	3/4	62,547.17	3/4	62,779.60	3/4	63,012.03	3/4	63,244.46	3/4	63,476.89
13/16	62,322.00	13/16	62,554.43	13/16	62,786.86	13/16	63,019.29	13/16	63,251.72	13/16	63,484.15
7/8	62,329.26	7/8	62,561.69	7/8	62,794.12	7/8	63,026.55	7/8	63,258.98	7/8	63,491.41
15/16	62,336.53	15/16	62,568.96	15/16	62,801.39	15/16	63,033.82	15/16	63,266.25	15/16	63,498.68

This chart is Certified for Tank: 6 only. No changes are permissible without the written consent of GAUGE POINT CALIBRATION.

For calibration specification information, see certificate on page 1.

Tank No: 6
GAUGE POINT CALIBRATION
1-800-205-TANK

Red Hill, Pearl Harbor, HI

Issue Date: 12/22/2006

Capacities given in barrels of 42 U.S. gallons.

Gauge Height: 257'-07 7/8"

in/in	62 FT	in/in	62 FT	in/in	62 FT	in/in	62 FT	in/in	62 FT	in/in	62 FT	in/in	63 FT
2	63,505.94	4	63,738.37	6	63,970.80	8	64,203.23	10	64,435.66	0	64,668.09		
1/16	63,513.21	1/16	63,745.64	1/16	63,978.07	1/16	64,210.50	1/16	64,442.93	1/16	64,675.36		
1/8	63,520.47	1/8	63,752.90	1/8	63,985.33	1/8	64,217.76	1/8	64,450.19	1/8	64,682.62		
3/16	63,527.73	3/16	63,760.16	3/16	63,992.59	3/16	64,225.02	3/16	64,457.45	3/16	64,689.88		
1/4	63,535.00	1/4	63,767.43	1/4	63,999.86	1/4	64,232.29	1/4	64,464.72	1/4	64,697.15		
5/16	63,542.26	5/16	63,774.69	5/16	64,007.12	5/16	64,239.55	5/16	64,471.98	5/16	64,704.41		
3/8	63,549.52	3/8	63,781.95	3/8	64,014.38	3/8	64,246.81	3/8	64,479.24	3/8	64,711.67		
7/16	63,556.79	7/16	63,789.22	7/16	64,021.65	7/16	64,254.08	7/16	64,486.51	7/16	64,718.94		
1/2	63,564.05	1/2	63,796.48	1/2	64,028.91	1/2	64,261.34	1/2	64,493.77	1/2	64,726.20		
9/16	63,571.31	9/16	63,803.74	9/16	64,036.17	9/16	64,268.60	9/16	64,501.03	9/16	64,733.46		
5/8	63,578.58	5/8	63,811.01	5/8	64,043.44	5/8	64,275.87	5/8	64,508.30	5/8	64,740.73		
11/16	63,585.84	11/16	63,818.27	11/16	64,050.70	11/16	64,283.13	11/16	64,515.56	11/16	64,747.99		
3/4	63,593.10	3/4	63,825.53	3/4	64,057.96	3/4	64,290.39	3/4	64,522.82	3/4	64,755.25		
13/16	63,600.37	13/16	63,832.80	13/16	64,065.23	13/16	64,297.66	13/16	64,530.09	13/16	64,762.52		
7/8	63,607.63	7/8	63,840.06	7/8	64,072.49	7/8	64,304.92	7/8	64,537.35	7/8	64,769.78		
15/16	63,614.89	15/16	63,847.32	15/16	64,079.75	15/16	64,312.18	15/16	64,544.61	15/16	64,777.04		
3	63,622.16	5	63,854.59	7	64,087.02	9	64,319.45	11	64,551.88	1	64,784.31		
1/16	63,629.42	1/16	63,861.85	1/16	64,094.28	1/16	64,326.71	1/16	64,559.14	1/16	64,791.57		
1/8	63,636.68	1/8	63,869.11	1/8	64,101.54	1/8	64,333.97	1/8	64,566.40	1/8	64,798.83		
3/16	63,643.95	3/16	63,876.38	3/16	64,108.81	3/16	64,341.24	3/16	64,573.67	3/16	64,806.10		
1/4	63,651.21	1/4	63,883.64	1/4	64,116.07	1/4	64,348.50	1/4	64,580.93	1/4	64,813.36		
5/16	63,658.47	5/16	63,890.90	5/16	64,123.33	5/16	64,355.76	5/16	64,588.19	5/16	64,820.63		
3/8	63,665.74	3/8	63,898.17	3/8	64,130.60	3/8	64,363.03	3/8	64,595.46	3/8	64,827.89		
7/16	63,673.00	7/16	63,905.43	7/16	64,137.86	7/16	64,370.29	7/16	64,602.72	7/16	64,835.15		
1/2	63,680.26	1/2	63,912.69	1/2	64,145.12	1/2	64,377.55	1/2	64,609.99	1/2	64,842.42		
9/16	63,687.53	9/16	63,919.96	9/16	64,152.39	9/16	64,384.82	9/16	64,617.25	9/16	64,849.68		
5/8	63,694.79	5/8	63,927.22	5/8	64,159.65	5/8	64,392.08	5/8	64,624.51	5/8	64,856.94		
11/16	63,702.05	11/16	63,934.48	11/16	64,166.92	11/16	64,399.35	11/16	64,631.78	11/16	64,864.21		
3/4	63,709.32	3/4	63,941.75	3/4	64,174.18	3/4	64,406.61	3/4	64,639.04	3/4	64,871.47		
13/16	63,716.58	13/16	63,949.01	13/16	64,181.44	13/16	64,413.87	13/16	64,646.30	13/16	64,878.73		
7/8	63,723.85	7/8	63,956.28	7/8	64,188.71	7/8	64,421.14	7/8	64,653.57	7/8	64,886.00		
15/16	63,731.11	15/16	63,963.54	15/16	64,195.97	15/16	64,428.40	15/16	64,660.83	15/16	64,893.26		

This chart is Certified for Tank: 6 only. No changes are permissible without the written consent of GAUGE POINT CALIBRATION.

For calibration specification information, see certificate on page 1.

Tank No: 6
GAUGE POINT CALIBRATION
1-800-205-TANK

Red Hill, Pearl Harbor, HI

Issue Date: 12/22/2006

Capacities given in barrels of 42 U.S. gallons.

Gauge Height: 257'-07 7/8"

in/in	63 FT	in/in	63 FT	in/in	63 FT	in/in	63 FT	in/in	63 FT	in/in	64 FT
2	64,900.52	4	65,132.95	6	65,365.38	8	65,597.25	10	65,829.13	0	66,061.00
1/16	64,907.79	1/16	65,140.22	1/16	65,372.63	1/16	65,604.50	1/16	65,836.37	1/16	66,068.24
1/8	64,915.05	1/8	65,147.48	1/8	65,379.88	1/8	65,611.75	1/8	65,843.62	1/8	66,075.49
3/16	64,922.31	3/16	65,154.74	3/16	65,387.12	3/16	65,618.99	3/16	65,850.86	3/16	66,082.74
1/4	64,929.58	1/4	65,162.01	1/4	65,394.37	1/4	65,626.24	1/4	65,858.11	1/4	66,089.98
5/16	64,936.84	5/16	65,169.27	5/16	65,401.61	5/16	65,633.48	5/16	65,865.36	5/16	66,097.23
3/8	64,944.10	3/8	65,176.53	3/8	65,408.86	3/8	65,640.73	3/8	65,872.60	3/8	66,104.47
7/16	64,951.37	7/16	65,183.80	7/16	65,416.11	7/16	65,647.98	7/16	65,879.85	7/16	66,111.72
1/2	64,958.63	1/2	65,191.06	1/2	65,423.35	1/2	65,655.22	1/2	65,887.09	1/2	66,118.97
9/16	64,965.89	9/16	65,198.32	9/16	65,430.60	9/16	65,662.47	9/16	65,894.34	9/16	66,126.21
5/8	64,973.16	5/8	65,205.59	5/8	65,437.84	5/8	65,669.71	5/8	65,901.59	5/8	66,133.46
11/16	64,980.42	11/16	65,212.85	11/16	65,445.09	11/16	65,676.96	11/16	65,908.83	11/16	66,140.70
3/4	64,987.68	3/4	65,220.11	3/4	65,452.34	3/4	65,684.21	3/4	65,916.08	3/4	66,147.95
13/16	64,994.95	13/16	65,227.38	13/16	65,459.58	13/16	65,691.45	13/16	65,923.32	13/16	66,155.20
7/8	65,002.21	7/8	65,234.64	7/8	65,466.83	7/8	65,698.70	7/8	65,930.57	7/8	66,162.44
15/16	65,009.47	15/16	65,241.90	15/16	65,474.07	15/16	65,705.94	15/16	65,937.82	15/16	66,169.69
3	65,016.74	5	65,249.17	7	65,481.32	9	65,713.19	11	65,945.06	1	66,176.93
1/16	65,024.00	1/16	65,256.43	1/16	65,488.57	1/16	65,720.44	1/16	65,952.31	1/16	66,184.18
1/8	65,031.26	1/8	65,263.70	1/8	65,495.81	1/8	65,727.68	1/8	65,959.55	1/8	66,191.43
3/16	65,038.53	3/16	65,270.96	3/16	65,503.06	3/16	65,734.93	3/16	65,966.80	3/16	66,198.67
1/4	65,045.79	1/4	65,278.22	1/4	65,510.30	1/4	65,742.17	1/4	65,974.05	1/4	66,205.92
5/16	65,053.06	5/16	65,285.49	5/16	65,517.55	5/16	65,749.42	5/16	65,981.29	5/16	66,213.16
3/8	65,060.32	3/8	65,292.75	3/8	65,524.80	3/8	65,756.67	3/8	65,988.54	3/8	66,220.41
7/16	65,067.58	7/16	65,300.01	7/16	65,532.04	7/16	65,763.91	7/16	65,995.78	7/16	66,227.66
1/2	65,074.85	1/2	65,307.28	1/2	65,539.29	1/2	65,771.16	1/2	66,003.03	1/2	66,234.90
9/16	65,082.11	9/16	65,314.54	9/16	65,546.53	9/16	65,778.40	9/16	66,010.28	9/16	66,242.15
5/8	65,089.37	5/8	65,321.80	5/8	65,553.78	5/8	65,785.65	5/8	66,017.52	5/8	66,249.39
11/16	65,096.64	11/16	65,329.07	11/16	65,561.02	11/16	65,792.90	11/16	66,024.77	11/16	66,256.64
3/4	65,103.90	3/4	65,336.33	3/4	65,568.27	3/4	65,800.14	3/4	66,032.01	3/4	66,263.89
13/16	65,111.16	13/16	65,343.59	13/16	65,575.52	13/16	65,807.39	13/16	66,039.26	13/16	66,271.13
7/8	65,118.43	7/8	65,350.86	7/8	65,582.76	7/8	65,814.63	7/8	66,046.51	7/8	66,278.38
15/16	65,125.69	15/16	65,358.12	15/16	65,590.01	15/16	65,821.88	15/16	66,053.75	15/16	66,285.62

This chart is Certified for Tank: 6 only. No changes are permissible without the written consent of GAUGE POINT CALIBRATION.

For calibration specification information, see certificate on page 1.

Tank No: 6
GAUGE POINT CALIBRATION
1-800-205-TANK

Red Hill, Pearl Harbor, HI

Issue Date: 12/22/2006

Capacities given in barrels of 42 U.S. gallons.

Gauge Height: 257'-07 7/8"

in/in	64 FT	in/in	64 FT	in/in	64 FT	in/in	64 FT	in/in	64 FT	in/in	65 FT
2	66,292.87	4	66,524.74	6	66,756.61	8	66,988.48	10	67,220.36	0	67,452.23
1/16	66,300.12	1/16	66,531.99	1/16	66,763.86	1/16	66,995.73	1/16	67,227.60	1/16	67,459.47
1/8	66,307.36	1/8	66,539.23	1/8	66,771.10	1/8	67,002.98	1/8	67,234.85	1/8	67,466.72
3/16	66,314.61	3/16	66,546.48	3/16	66,778.35	3/16	67,010.22	3/16	67,242.09	3/16	67,473.97
1/4	66,321.85	1/4	66,553.73	1/4	66,785.60	1/4	67,017.47	1/4	67,249.34	1/4	67,481.21
5/16	66,329.10	5/16	66,560.97	5/16	66,792.84	5/16	67,024.71	5/16	67,256.59	5/16	67,488.46
3/8	66,336.35	3/8	66,568.22	3/8	66,800.09	3/8	67,031.96	3/8	67,263.83	3/8	67,495.70
7/16	66,343.59	7/16	66,575.46	7/16	66,807.33	7/16	67,039.21	7/16	67,271.08	7/16	67,502.95
1/2	66,350.84	1/2	66,582.71	1/2	66,814.58	1/2	67,046.45	1/2	67,278.32	1/2	67,510.20
9/16	66,358.08	9/16	66,589.96	9/16	66,821.83	9/16	67,053.70	9/16	67,285.57	9/16	67,517.44
5/8	66,365.33	5/8	66,597.20	5/8	66,829.07	5/8	67,060.94	5/8	67,292.82	5/8	67,524.69
11/16	66,372.58	11/16	66,604.45	11/16	66,836.32	11/16	67,068.19	11/16	67,300.06	11/16	67,531.93
3/4	66,379.82	3/4	66,611.69	3/4	66,843.56	3/4	67,075.44	3/4	67,307.31	3/4	67,539.18
13/16	66,387.07	13/16	66,618.94	13/16	66,850.81	13/16	67,082.68	13/16	67,314.55	13/16	67,546.43
7/8	66,394.31	7/8	66,626.19	7/8	66,858.06	7/8	67,089.93	7/8	67,321.80	7/8	67,553.67
15/16	66,401.56	15/16	66,633.43	15/16	66,865.30	15/16	67,097.17	15/16	67,329.05	15/16	67,560.92
3	66,408.81	5	66,640.68	7	66,872.55	9	67,104.42	11	67,336.29	1	67,568.16
1/16	66,416.05	1/16	66,647.92	1/16	66,879.79	1/16	67,111.67	1/16	67,343.54	1/16	67,575.41
1/8	66,423.30	1/8	66,655.17	1/8	66,887.04	1/8	67,118.91	1/8	67,350.78	1/8	67,582.66
3/16	66,430.54	3/16	66,662.42	3/16	66,894.29	3/16	67,126.16	3/16	67,358.03	3/16	67,589.90
1/4	66,437.79	1/4	66,669.66	1/4	66,901.53	1/4	67,133.40	1/4	67,365.28	1/4	67,597.15
5/16	66,445.04	5/16	66,676.91	5/16	66,908.78	5/16	67,140.65	5/16	67,372.52	5/16	67,604.39
3/8	66,452.28	3/8	66,684.15	3/8	66,916.02	3/8	67,147.90	3/8	67,379.77	3/8	67,611.64
7/16	66,459.53	7/16	66,691.40	7/16	66,923.27	7/16	67,155.14	7/16	67,387.01	7/16	67,618.89
1/2	66,466.77	1/2	66,698.65	1/2	66,930.52	1/2	67,162.39	1/2	67,394.26	1/2	67,626.13
9/16	66,474.02	9/16	66,705.89	9/16	66,937.76	9/16	67,169.63	9/16	67,401.51	9/16	67,633.38
5/8	66,481.27	5/8	66,713.14	5/8	66,945.01	5/8	67,176.88	5/8	67,408.75	5/8	67,640.62
11/16	66,488.51	11/16	66,720.38	11/16	66,952.25	11/16	67,184.13	11/16	67,416.00	11/16	67,647.87
3/4	66,495.76	3/4	66,727.63	3/4	66,959.50	3/4	67,191.37	3/4	67,423.24	3/4	67,655.12
13/16	66,503.00	13/16	66,734.87	13/16	66,966.75	13/16	67,198.62	13/16	67,430.49	13/16	67,662.36
7/8	66,510.25	7/8	66,742.12	7/8	66,973.99	7/8	67,205.86	7/8	67,437.74	7/8	67,669.61
15/16	66,517.50	15/16	66,749.37	15/16	66,981.24	15/16	67,213.11	15/16	67,444.98	15/16	67,676.85

This chart is Certified for Tank: 6 only. No changes are permissible without the written consent of GAUGE POINT CALIBRATION.

For calibration specification information, see certificate on page 1.

Tank No: 6
GAUGE POINT CALIBRATION
1-800-205-TANK

Red Hill, Pearl Harbor, HI

Issue Date: 12/22/2006

Capacities given in barrels of 42 U.S. gallons.

Gauge Height: 257'-07 7/8"

in/in	65 FT	in/in	65 FT	in/in	65 FT	in/in	65 FT	in/in	65 FT	in/in	66 FT
2	67,684.10	4	67,915.97	6	68,147.84	8	68,379.71	10	68,611.59	0	68,843.46
1/16	67,691.35	1/16	67,923.22	1/16	68,155.09	1/16	68,386.96	1/16	68,618.83	1/16	68,850.70
1/8	67,698.59	1/8	67,930.46	1/8	68,162.33	1/8	68,394.21	1/8	68,626.08	1/8	68,857.95
3/16	67,705.84	3/16	67,937.71	3/16	68,169.58	3/16	68,401.45	3/16	68,633.32	3/16	68,865.20
1/4	67,713.08	1/4	67,944.95	1/4	68,176.83	1/4	68,408.70	1/4	68,640.57	1/4	68,872.44
5/16	67,720.33	5/16	67,952.20	5/16	68,184.07	5/16	68,415.94	5/16	68,647.82	5/16	68,879.69
3/8	67,727.58	3/8	67,959.45	3/8	68,191.32	3/8	68,423.19	3/8	68,655.06	3/8	68,886.93
7/16	67,734.82	7/16	67,966.69	7/16	68,198.56	7/16	68,430.44	7/16	68,662.31	7/16	68,894.18
1/2	67,742.07	1/2	67,973.94	1/2	68,205.81	1/2	68,437.68	1/2	68,669.55	1/2	68,901.43
9/16	67,749.31	9/16	67,981.18	9/16	68,213.06	9/16	68,444.93	9/16	68,676.80	9/16	68,908.67
5/8	67,756.56	5/8	67,988.43	5/8	68,220.30	5/8	68,452.17	5/8	68,684.05	5/8	68,915.92
11/16	67,763.81	11/16	67,995.68	11/16	68,227.55	11/16	68,459.42	11/16	68,691.29	11/16	68,923.16
3/4	67,771.05	3/4	68,002.92	3/4	68,234.79	3/4	68,466.67	3/4	68,698.54	3/4	68,930.41
13/16	67,778.30	13/16	68,010.17	13/16	68,242.04	13/16	68,473.91	13/16	68,705.78	13/16	68,937.66
7/8	67,785.54	7/8	68,017.41	7/8	68,249.29	7/8	68,481.16	7/8	68,713.03	7/8	68,944.90
15/16	67,792.79	15/16	68,024.66	15/16	68,256.53	15/16	68,488.40	15/16	68,720.28	15/16	68,952.15
3	67,800.04	5	68,031.91	7	68,263.78	9	68,495.65	11	68,727.52	1	68,959.39
1/16	67,807.28	1/16	68,039.15	1/16	68,271.02	1/16	68,502.90	1/16	68,734.77	1/16	68,966.64
1/8	67,814.53	1/8	68,046.40	1/8	68,278.27	1/8	68,510.14	1/8	68,742.01	1/8	68,973.89
3/16	67,821.77	3/16	68,053.64	3/16	68,285.52	3/16	68,517.39	3/16	68,749.26	3/16	68,981.13
1/4	67,829.02	1/4	68,060.89	1/4	68,292.76	1/4	68,524.63	1/4	68,756.51	1/4	68,988.38
5/16	67,836.27	5/16	68,068.14	5/16	68,300.01	5/16	68,531.88	5/16	68,763.75	5/16	68,995.62
3/8	67,843.51	3/8	68,075.38	3/8	68,307.25	3/8	68,539.13	3/8	68,771.00	3/8	69,002.87
7/16	67,850.76	7/16	68,082.63	7/16	68,314.50	7/16	68,546.37	7/16	68,778.24	7/16	69,010.12
1/2	67,858.00	1/2	68,089.87	1/2	68,321.75	1/2	68,553.62	1/2	68,785.49	1/2	69,017.36
9/16	67,865.25	9/16	68,097.12	9/16	68,328.99	9/16	68,560.86	9/16	68,792.74	9/16	69,024.61
5/8	67,872.49	5/8	68,104.37	5/8	68,336.24	5/8	68,568.11	5/8	68,799.98	5/8	69,031.85
11/16	67,879.74	11/16	68,111.61	11/16	68,343.48	11/16	68,575.36	11/16	68,807.23	11/16	69,039.10
3/4	67,886.99	3/4	68,118.86	3/4	68,350.73	3/4	68,582.60	3/4	68,814.47	3/4	69,046.34
13/16	67,894.23	13/16	68,126.10	13/16	68,357.98	13/16	68,589.85	13/16	68,821.72	13/16	69,053.59
7/8	67,901.48	7/8	68,133.35	7/8	68,365.22	7/8	68,597.09	7/8	68,828.97	7/8	69,060.84
15/16	67,908.72	15/16	68,140.60	15/16	68,372.47	15/16	68,604.34	15/16	68,836.21	15/16	69,068.08

This chart is Certified for Tank: 6 only. No changes are permissible without the written consent of GAUGE POINT CALIBRATION.

For calibration specification information, see certificate on page 1.

Tank No: 6
GAUGE POINT CALIBRATION
1-800-205-TANK

Red Hill, Pearl Harbor, HI

Issue Date: 12/22/2006

Capacities given in barrels of 42 U.S. gallons.

Gauge Height: 257'-07 7/8"

in/in	66 FT	in/in	66 FT	in/in	66 FT	in/in	66 FT	in/in	66 FT	in/in	67 FT
2	69,075.33	4	69,307.20	6	69,539.07	8	69,770.94	10	70,002.82	0	70,234.69
1/16	69,082.57	1/16	69,314.45	1/16	69,546.32	1/16	69,778.19	1/16	70,010.06	1/16	70,241.93
1/8	69,089.82	1/8	69,321.69	1/8	69,553.56	1/8	69,785.44	1/8	70,017.31	1/8	70,249.18
3/16	69,097.07	3/16	69,328.94	3/16	69,560.81	3/16	69,792.68	3/16	70,024.55	3/16	70,256.42
1/4	69,104.31	1/4	69,336.18	1/4	69,568.06	1/4	69,799.93	1/4	70,031.80	1/4	70,263.67
5/16	69,111.56	5/16	69,343.43	5/16	69,575.30	5/16	69,807.17	5/16	70,039.05	5/16	70,270.92
3/8	69,118.80	3/8	69,350.68	3/8	69,582.55	3/8	69,814.42	3/8	70,046.29	3/8	70,278.16
7/16	69,126.05	7/16	69,357.92	7/16	69,589.79	7/16	69,821.67	7/16	70,053.54	7/16	70,285.41
1/2	69,133.30	1/2	69,365.17	1/2	69,597.04	1/2	69,828.91	1/2	70,060.78	1/2	70,292.65
9/16	69,140.54	9/16	69,372.41	9/16	69,604.29	9/16	69,836.16	9/16	70,068.03	9/16	70,299.90
5/8	69,147.79	5/8	69,379.66	5/8	69,611.53	5/8	69,843.40	5/8	70,075.28	5/8	70,307.15
11/16	69,155.03	11/16	69,386.91	11/16	69,618.78	11/16	69,850.65	11/16	70,082.52	11/16	70,314.39
3/4	69,162.28	3/4	69,394.15	3/4	69,626.02	3/4	69,857.90	3/4	70,089.77	3/4	70,321.64
13/16	69,169.53	13/16	69,401.40	13/16	69,633.27	13/16	69,865.14	13/16	70,097.01	13/16	70,328.88
7/8	69,176.77	7/8	69,408.64	7/8	69,640.52	7/8	69,872.39	7/8	70,104.26	7/8	70,336.13
15/16	69,184.02	15/16	69,415.89	15/16	69,647.76	15/16	69,879.63	15/16	70,111.51	15/16	70,343.38
3	69,191.26	5	69,423.14	7	69,655.01	9	69,886.88	11	70,118.75	1	70,350.62
1/16	69,198.51	1/16	69,430.38	1/16	69,662.25	1/16	69,894.13	1/16	70,126.00	1/16	70,357.87
1/8	69,205.76	1/8	69,437.63	1/8	69,669.50	1/8	69,901.37	1/8	70,133.24	1/8	70,365.11
3/16	69,213.00	3/16	69,444.87	3/16	69,676.75	3/16	69,908.62	3/16	70,140.49	3/16	70,372.36
1/4	69,220.25	1/4	69,452.12	1/4	69,683.99	1/4	69,915.86	1/4	70,147.74	1/4	70,379.61
5/16	69,227.49	5/16	69,459.37	5/16	69,691.24	5/16	69,923.11	5/16	70,154.98	5/16	70,386.85
3/8	69,234.74	3/8	69,466.61	3/8	69,698.48	3/8	69,930.36	3/8	70,162.23	3/8	70,394.10
7/16	69,241.99	7/16	69,473.86	7/16	69,705.73	7/16	69,937.60	7/16	70,169.47	7/16	70,401.34
1/2	69,249.23	1/2	69,481.10	1/2	69,712.98	1/2	69,944.85	1/2	70,176.72	1/2	70,408.59
9/16	69,256.48	9/16	69,488.35	9/16	69,720.22	9/16	69,952.09	9/16	70,183.96	9/16	70,415.84
5/8	69,263.72	5/8	69,495.60	5/8	69,727.47	5/8	69,959.34	5/8	70,191.21	5/8	70,423.08
11/16	69,270.97	11/16	69,502.84	11/16	69,734.71	11/16	69,966.59	11/16	70,198.46	11/16	70,430.33
3/4	69,278.22	3/4	69,510.09	3/4	69,741.96	3/4	69,973.83	3/4	70,205.70	3/4	70,437.57
13/16	69,285.46	13/16	69,517.33	13/16	69,749.21	13/16	69,981.08	13/16	70,212.95	13/16	70,444.82
7/8	69,292.71	7/8	69,524.58	7/8	69,756.45	7/8	69,988.32	7/8	70,220.19	7/8	70,452.07
15/16	69,299.95	15/16	69,531.83	15/16	69,763.70	15/16	69,995.57	15/16	70,227.44	15/16	70,459.31

This chart is Certified for Tank: 6 only. No changes are permissible without the written consent of GAUGE POINT CALIBRATION.

For calibration specification information, see certificate on page 1.

Tank No: 6
GAUGE POINT CALIBRATION
1-800-205-TANK

Red Hill, Pearl Harbor, HI

Issue Date: 12/22/2006

Capacities given in barrels of 42 U.S. gallons.

Gauge Height: 257'-07 7/8"

in/in	67 FT	in/in	67 FT	in/in	67 FT	in/in	67 FT	in/in	67 FT	in/in	68 FT
2	70,466.56	4	70,698.43	6	70,930.30	8	71,162.17	10	71,394.04	0	71,625.92
1/16	70,473.80	1/16	70,705.68	1/16	70,937.55	1/16	71,169.42	1/16	71,401.29	1/16	71,633.16
1/8	70,481.05	1/8	70,712.92	1/8	70,944.79	1/8	71,176.67	1/8	71,408.54	1/8	71,640.41
3/16	70,488.30	3/16	70,720.17	3/16	70,952.04	3/16	71,183.91	3/16	71,415.78	3/16	71,647.65
1/4	70,495.54	1/4	70,727.41	1/4	70,959.29	1/4	71,191.16	1/4	71,423.03	1/4	71,654.90
5/16	70,502.79	5/16	70,734.66	5/16	70,966.53	5/16	71,198.40	5/16	71,430.27	5/16	71,662.15
3/8	70,510.03	3/8	70,741.91	3/8	70,973.78	3/8	71,205.65	3/8	71,437.52	3/8	71,669.39
7/16	70,517.28	7/16	70,749.15	7/16	70,981.02	7/16	71,212.90	7/16	71,444.77	7/16	71,676.64
1/2	70,524.53	1/2	70,756.40	1/2	70,988.27	1/2	71,220.14	1/2	71,452.01	1/2	71,683.88
9/16	70,531.77	9/16	70,763.64	9/16	70,995.52	9/16	71,227.39	9/16	71,459.26	9/16	71,691.13
5/8	70,539.02	5/8	70,770.89	5/8	71,002.76	5/8	71,234.63	5/8	71,466.50	5/8	71,698.38
11/16	70,546.26	11/16	70,778.14	11/16	71,010.01	11/16	71,241.88	11/16	71,473.75	11/16	71,705.62
3/4	70,553.51	3/4	70,785.38	3/4	71,017.25	3/4	71,249.13	3/4	71,481.00	3/4	71,712.87
13/16	70,560.76	13/16	70,792.63	13/16	71,024.50	13/16	71,256.37	13/16	71,488.24	13/16	71,720.11
7/8	70,568.00	7/8	70,799.87	7/8	71,031.75	7/8	71,263.62	7/8	71,495.49	7/8	71,727.36
15/16	70,575.25	15/16	70,807.12	15/16	71,038.99	15/16	71,270.86	15/16	71,502.73	15/16	71,734.61
3	70,582.49	5	70,814.37	7	71,046.24	9	71,278.11	11	71,509.98	1	71,741.85
1/16	70,589.74	1/16	70,821.61	1/16	71,053.48	1/16	71,285.36	1/16	71,517.23	1/16	71,749.10
1/8	70,596.99	1/8	70,828.86	1/8	71,060.73	1/8	71,292.60	1/8	71,524.47	1/8	71,756.34
3/16	70,604.23	3/16	70,836.10	3/16	71,067.98	3/16	71,299.85	3/16	71,531.72	3/16	71,763.59
1/4	70,611.48	1/4	70,843.35	1/4	71,075.22	1/4	71,307.09	1/4	71,538.96	1/4	71,770.84
5/16	70,618.72	5/16	70,850.60	5/16	71,082.47	5/16	71,314.34	5/16	71,546.21	5/16	71,778.08
3/8	70,625.97	3/8	70,857.84	3/8	71,089.71	3/8	71,321.59	3/8	71,553.46	3/8	71,785.33
7/16	70,633.22	7/16	70,865.09	7/16	71,096.96	7/16	71,328.83	7/16	71,560.70	7/16	71,792.57
1/2	70,640.46	1/2	70,872.33	1/2	71,104.21	1/2	71,336.08	1/2	71,567.95	1/2	71,799.82
9/16	70,647.71	9/16	70,879.58	9/16	71,111.45	9/16	71,343.32	9/16	71,575.19	9/16	71,807.07
5/8	70,654.95	5/8	70,886.83	5/8	71,118.70	5/8	71,350.57	5/8	71,582.44	5/8	71,814.31
11/16	70,662.20	11/16	70,894.07	11/16	71,125.94	11/16	71,357.81	11/16	71,589.69	11/16	71,821.56
3/4	70,669.45	3/4	70,901.32	3/4	71,133.19	3/4	71,365.06	3/4	71,596.93	3/4	71,828.80
13/16	70,676.69	13/16	70,908.56	13/16	71,140.44	13/16	71,372.31	13/16	71,604.18	13/16	71,836.05
7/8	70,683.94	7/8	70,915.81	7/8	71,147.68	7/8	71,379.55	7/8	71,611.42	7/8	71,843.30
15/16	70,691.18	15/16	70,923.06	15/16	71,154.93	15/16	71,386.80	15/16	71,618.67	15/16	71,850.54

This chart is Certified for Tank: 6 only. No changes are permissible without the written consent of GAUGE POINT CALIBRATION.

For calibration specification information, see certificate on page 1.

Tank No: 6
GAUGE POINT CALIBRATION
1-800-205-TANK

Red Hill, Pearl Harbor, HI

Issue Date: 12/22/2006

Capacities given in barrels of 42 U.S. gallons.

Gauge Height: 257'-07 7/8"

in/in	68 FT	in/in	68 FT	in/in	68 FT	in/in	68 FT	in/in	68 FT	in/in	69 FT
2	71,857.79	4	72,089.66	6	72,321.53	8	72,553.37	10	72,785.20	0	73,017.04
1/16	71,865.03	1/16	72,096.91	1/16	72,328.78	1/16	72,560.61	1/16	72,792.45	1/16	73,024.29
1/8	71,872.28	1/8	72,104.15	1/8	72,336.02	1/8	72,567.86	1/8	72,799.69	1/8	73,031.53
3/16	71,879.53	3/16	72,111.40	3/16	72,343.27	3/16	72,575.10	3/16	72,806.94	3/16	73,038.78
1/4	71,886.77	1/4	72,118.64	1/4	72,350.51	1/4	72,582.35	1/4	72,814.18	1/4	73,046.02
5/16	71,894.02	5/16	72,125.89	5/16	72,357.76	5/16	72,589.59	5/16	72,821.43	5/16	73,053.27
3/8	71,901.26	3/8	72,133.14	3/8	72,365.00	3/8	72,596.84	3/8	72,828.67	3/8	73,060.51
7/16	71,908.51	7/16	72,140.38	7/16	72,372.25	7/16	72,604.08	7/16	72,835.92	7/16	73,067.76
1/2	71,915.76	1/2	72,147.63	1/2	72,379.49	1/2	72,611.33	1/2	72,843.16	1/2	73,075.00
9/16	71,923.00	9/16	72,154.87	9/16	72,386.74	9/16	72,618.57	9/16	72,850.41	9/16	73,082.25
5/8	71,930.25	5/8	72,162.12	5/8	72,393.98	5/8	72,625.82	5/8	72,857.65	5/8	73,089.49
11/16	71,937.49	11/16	72,169.37	11/16	72,401.23	11/16	72,633.06	11/16	72,864.90	11/16	73,096.74
3/4	71,944.74	3/4	72,176.61	3/4	72,408.47	3/4	72,640.31	3/4	72,872.14	3/4	73,103.98
13/16	71,951.99	13/16	72,183.86	13/16	72,415.72	13/16	72,647.55	13/16	72,879.39	13/16	73,111.23
7/8	71,959.23	7/8	72,191.10	7/8	72,422.96	7/8	72,654.80	7/8	72,886.63	7/8	73,118.47
15/16	71,966.48	15/16	72,198.35	15/16	72,430.20	15/16	72,662.04	15/16	72,893.88	15/16	73,125.72
3	71,973.72	5	72,205.60	7	72,437.45	9	72,669.29	11	72,901.12	1	73,132.96
1/16	71,980.97	1/16	72,212.84	1/16	72,444.69	1/16	72,676.53	1/16	72,908.37	1/16	73,140.21
1/8	71,988.22	1/8	72,220.09	1/8	72,451.94	1/8	72,683.78	1/8	72,915.61	1/8	73,147.45
3/16	71,995.46	3/16	72,227.33	3/16	72,459.18	3/16	72,691.02	3/16	72,922.86	3/16	73,154.69
1/4	72,002.71	1/4	72,234.58	1/4	72,466.43	1/4	72,698.27	1/4	72,930.10	1/4	73,161.94
5/16	72,009.95	5/16	72,241.83	5/16	72,473.67	5/16	72,705.51	5/16	72,937.35	5/16	73,169.18
3/8	72,017.20	3/8	72,249.07	3/8	72,480.92	3/8	72,712.76	3/8	72,944.59	3/8	73,176.43
7/16	72,024.45	7/16	72,256.32	7/16	72,488.16	7/16	72,720.00	7/16	72,951.84	7/16	73,183.67
1/2	72,031.69	1/2	72,263.56	1/2	72,495.41	1/2	72,727.25	1/2	72,959.08	1/2	73,190.92
9/16	72,038.94	9/16	72,270.81	9/16	72,502.65	9/16	72,734.49	9/16	72,966.33	9/16	73,198.16
5/8	72,046.18	5/8	72,278.06	5/8	72,509.90	5/8	72,741.74	5/8	72,973.57	5/8	73,205.41
11/16	72,053.43	11/16	72,285.30	11/16	72,517.14	11/16	72,748.98	11/16	72,980.82	11/16	73,212.65
3/4	72,060.68	3/4	72,292.55	3/4	72,524.39	3/4	72,756.23	3/4	72,988.06	3/4	73,219.90
13/16	72,067.92	13/16	72,299.79	13/16	72,531.63	13/16	72,763.47	13/16	72,995.31	13/16	73,227.14
7/8	72,075.17	7/8	72,307.04	7/8	72,538.88	7/8	72,770.72	7/8	73,002.55	7/8	73,234.39
15/16	72,082.41	15/16	72,314.29	15/16	72,546.12	15/16	72,777.96	15/16	73,009.80	15/16	73,241.63

This chart is Certified for Tank: 6 only. No changes are permissible without the written consent of GAUGE POINT CALIBRATION.

For calibration specification information, see certificate on page 1.

Tank No: 6
GAUGE POINT CALIBRATION
1-800-205-TANK

Red Hill, Pearl Harbor, HI

Issue Date: 12/22/2006

Capacities given in barrels of 42 U.S. gallons.

Gauge Height: 257'-07 7/8"

in/in	69 FT	in/in	69 FT	in/in	69 FT	in/in	69 FT	in/in	69 FT	in/in	70 FT
2	73,248.88	4	73,480.72	6	73,712.55	8	73,944.39	10	74,176.23	0	74,408.06
1/16	73,256.12	1/16	73,487.96	1/16	73,719.80	1/16	73,951.63	1/16	74,183.47	1/16	74,415.31
1/8	73,263.37	1/8	73,495.21	1/8	73,727.04	1/8	73,958.88	1/8	74,190.72	1/8	74,422.55
3/16	73,270.61	3/16	73,502.45	3/16	73,734.29	3/16	73,966.12	3/16	74,197.96	3/16	74,429.80
1/4	73,277.86	1/4	73,509.69	1/4	73,741.53	1/4	73,973.37	1/4	74,205.21	1/4	74,437.04
5/16	73,285.10	5/16	73,516.94	5/16	73,748.78	5/16	73,980.61	5/16	74,212.45	5/16	74,444.29
3/8	73,292.35	3/8	73,524.18	3/8	73,756.02	3/8	73,987.86	3/8	74,219.70	3/8	74,451.53
7/16	73,299.59	7/16	73,531.43	7/16	73,763.27	7/16	73,995.10	7/16	74,226.94	7/16	74,458.78
1/2	73,306.84	1/2	73,538.67	1/2	73,770.51	1/2	74,002.35	1/2	74,234.18	1/2	74,466.02
9/16	73,314.08	9/16	73,545.92	9/16	73,777.76	9/16	74,009.59	9/16	74,241.43	9/16	74,473.27
5/8	73,321.33	5/8	73,553.16	5/8	73,785.00	5/8	74,016.84	5/8	74,248.67	5/8	74,480.51
11/16	73,328.57	11/16	73,560.41	11/16	73,792.25	11/16	74,024.08	11/16	74,255.92	11/16	74,487.76
3/4	73,335.82	3/4	73,567.65	3/4	73,799.49	3/4	74,031.33	3/4	74,263.16	3/4	74,495.00
13/16	73,343.06	13/16	73,574.90	13/16	73,806.74	13/16	74,038.57	13/16	74,270.41	13/16	74,502.25
7/8	73,350.31	7/8	73,582.14	7/8	73,813.98	7/8	74,045.82	7/8	74,277.65	7/8	74,509.49
15/16	73,357.55	15/16	73,589.39	15/16	73,821.23	15/16	74,053.06	15/16	74,284.90	15/16	74,516.74
3	73,364.80	5	73,596.63	7	73,828.47	9	74,060.31	11	74,292.14	1	74,523.98
1/16	73,372.04	1/16	73,603.88	1/16	73,835.72	1/16	74,067.55	1/16	74,299.39	1/16	74,531.23
1/8	73,379.29	1/8	73,611.12	1/8	73,842.96	1/8	74,074.80	1/8	74,306.63	1/8	74,538.47
3/16	73,386.53	3/16	73,618.37	3/16	73,850.21	3/16	74,082.04	3/16	74,313.88	3/16	74,545.72
1/4	73,393.78	1/4	73,625.61	1/4	73,857.45	1/4	74,089.29	1/4	74,321.12	1/4	74,552.96
5/16	73,401.02	5/16	73,632.86	5/16	73,864.70	5/16	74,096.53	5/16	74,328.37	5/16	74,560.21
3/8	73,408.27	3/8	73,640.10	3/8	73,871.94	3/8	74,103.78	3/8	74,335.61	3/8	74,567.45
7/16	73,415.51	7/16	73,647.35	7/16	73,879.18	7/16	74,111.02	7/16	74,342.86	7/16	74,574.70
1/2	73,422.76	1/2	73,654.59	1/2	73,886.43	1/2	74,118.27	1/2	74,350.10	1/2	74,581.94
9/16	73,430.00	9/16	73,661.84	9/16	73,893.67	9/16	74,125.51	9/16	74,357.35	9/16	74,589.19
5/8	73,437.25	5/8	73,669.08	5/8	73,900.92	5/8	74,132.76	5/8	74,364.59	5/8	74,596.43
11/16	73,444.49	11/16	73,676.33	11/16	73,908.16	11/16	74,140.00	11/16	74,371.84	11/16	74,603.67
3/4	73,451.74	3/4	73,683.57	3/4	73,915.41	3/4	74,147.25	3/4	74,379.08	3/4	74,610.92
13/16	73,458.98	13/16	73,690.82	13/16	73,922.65	13/16	74,154.49	13/16	74,386.33	13/16	74,618.16
7/8	73,466.23	7/8	73,698.06	7/8	73,929.90	7/8	74,161.74	7/8	74,393.57	7/8	74,625.41
15/16	73,473.47	15/16	73,705.31	15/16	73,937.14	15/16	74,168.98	15/16	74,400.82	15/16	74,632.65

This chart is Certified for Tank: 6 only. No changes are permissible without the written consent of GAUGE POINT CALIBRATION.

For calibration specification information, see certificate on page 1.

Tank No: 6
GAUGE POINT CALIBRATION
1-800-205-TANK

Red Hill, Pearl Harbor, HI

Issue Date: 12/22/2006

Capacities given in barrels of 42 U.S. gallons.

Gauge Height: 257'-07 7/8"

in/in	70 FT	in/in	70 FT	in/in	70 FT	in/in	70 FT	in/in	70 FT	in/in	71 FT
2	74,639.90	4	74,871.74	6	75,103.57	8	75,335.41	10	75,567.25	0	75,799.08
1/16	74,647.14	1/16	74,878.98	1/16	75,110.82	1/16	75,342.65	1/16	75,574.49	1/16	75,806.33
1/8	74,654.39	1/8	74,886.23	1/8	75,118.06	1/8	75,349.90	1/8	75,581.74	1/8	75,813.57
3/16	74,661.63	3/16	74,893.47	3/16	75,125.31	3/16	75,357.14	3/16	75,588.98	3/16	75,820.82
1/4	74,668.88	1/4	74,900.72	1/4	75,132.55	1/4	75,364.39	1/4	75,596.23	1/4	75,828.06
5/16	74,676.12	5/16	74,907.96	5/16	75,139.80	5/16	75,371.63	5/16	75,603.47	5/16	75,835.31
3/8	74,683.37	3/8	74,915.21	3/8	75,147.04	3/8	75,378.88	3/8	75,610.72	3/8	75,842.55
7/16	74,690.61	7/16	74,922.45	7/16	75,154.29	7/16	75,386.12	7/16	75,617.96	7/16	75,849.80
1/2	74,697.86	1/2	74,929.70	1/2	75,161.53	1/2	75,393.37	1/2	75,625.21	1/2	75,857.04
9/16	74,705.10	9/16	74,936.94	9/16	75,168.78	9/16	75,400.61	9/16	75,632.45	9/16	75,864.29
5/8	74,712.35	5/8	74,944.19	5/8	75,176.02	5/8	75,407.86	5/8	75,639.70	5/8	75,871.53
11/16	74,719.59	11/16	74,951.43	11/16	75,183.27	11/16	75,415.10	11/16	75,646.94	11/16	75,878.78
3/4	74,726.84	3/4	74,958.67	3/4	75,190.51	3/4	75,422.35	3/4	75,654.19	3/4	75,886.02
13/16	74,734.08	13/16	74,965.92	13/16	75,197.76	13/16	75,429.59	13/16	75,661.43	13/16	75,893.27
7/8	74,741.33	7/8	74,973.16	7/8	75,205.00	7/8	75,436.84	7/8	75,668.68	7/8	75,900.51
15/16	74,748.57	15/16	74,980.41	15/16	75,212.25	15/16	75,444.08	15/16	75,675.92	15/16	75,907.76
3	74,755.82	5	74,987.65	7	75,219.49	9	75,451.33	11	75,683.16	1	75,915.00
1/16	74,763.06	1/16	74,994.90	1/16	75,226.74	1/16	75,458.57	1/16	75,690.41	1/16	75,922.25
1/8	74,770.31	1/8	75,002.14	1/8	75,233.98	1/8	75,465.82	1/8	75,697.65	1/8	75,929.49
3/16	74,777.55	3/16	75,009.39	3/16	75,241.23	3/16	75,473.06	3/16	75,704.90	3/16	75,936.74
1/4	74,784.80	1/4	75,016.63	1/4	75,248.47	1/4	75,480.31	1/4	75,712.14	1/4	75,943.98
5/16	74,792.04	5/16	75,023.88	5/16	75,255.72	5/16	75,487.55	5/16	75,719.39	5/16	75,951.23
3/8	74,799.29	3/8	75,031.12	3/8	75,262.96	3/8	75,494.80	3/8	75,726.63	3/8	75,958.47
7/16	74,806.53	7/16	75,038.37	7/16	75,270.21	7/16	75,502.04	7/16	75,733.88	7/16	75,965.72
1/2	74,813.78	1/2	75,045.61	1/2	75,277.45	1/2	75,509.29	1/2	75,741.12	1/2	75,972.96
9/16	74,821.02	9/16	75,052.86	9/16	75,284.70	9/16	75,516.53	9/16	75,748.37	9/16	75,980.21
5/8	74,828.27	5/8	75,060.10	5/8	75,291.94	5/8	75,523.78	5/8	75,755.61	5/8	75,987.45
11/16	74,835.51	11/16	75,067.35	11/16	75,299.19	11/16	75,531.02	11/16	75,762.86	11/16	75,994.70
3/4	74,842.76	3/4	75,074.59	3/4	75,306.43	3/4	75,538.27	3/4	75,770.10	3/4	76,001.94
13/16	74,850.00	13/16	75,081.84	13/16	75,313.68	13/16	75,545.51	13/16	75,777.35	13/16	76,009.19
7/8	74,857.25	7/8	75,089.08	7/8	75,320.92	7/8	75,552.76	7/8	75,784.59	7/8	76,016.43
15/16	74,864.49	15/16	75,096.33	15/16	75,328.16	15/16	75,560.00	15/16	75,791.84	15/16	76,023.68

This chart is Certified for Tank: 6 only. No changes are permissible without the written consent of GAUGE POINT CALIBRATION.

For calibration specification information, see certificate on page 1.

Tank No: 6
GAUGE POINT CALIBRATION
1-800-205-TANK

Red Hill, Pearl Harbor, HI

Issue Date: 12/22/2006

Capacities given in barrels of 42 U.S. gallons.

Gauge Height: 257'-07 7/8"

in/in	71 FT	in/in	71 FT	in/in	71 FT	in/in	71 FT	in/in	71 FT	in/in	72 FT
2	76,030.92	4	76,262.76	6	76,494.59	8	76,726.43	10	76,958.27	0	77,190.10
1/16	76,038.17	1/16	76,270.00	1/16	76,501.84	1/16	76,733.68	1/16	76,965.51	1/16	77,197.35
1/8	76,045.41	1/8	76,277.25	1/8	76,509.08	1/8	76,740.92	1/8	76,972.76	1/8	77,204.59
3/16	76,052.65	3/16	76,284.49	3/16	76,516.33	3/16	76,748.17	3/16	76,980.00	3/16	77,211.84
1/4	76,059.90	1/4	76,291.74	1/4	76,523.57	1/4	76,755.41	1/4	76,987.25	1/4	77,219.08
5/16	76,067.14	5/16	76,298.98	5/16	76,530.82	5/16	76,762.66	5/16	76,994.49	5/16	77,226.33
3/8	76,074.39	3/8	76,306.23	3/8	76,538.06	3/8	76,769.90	3/8	77,001.74	3/8	77,233.57
7/16	76,081.63	7/16	76,313.47	7/16	76,545.31	7/16	76,777.14	7/16	77,008.98	7/16	77,240.82
1/2	76,088.88	1/2	76,320.72	1/2	76,552.55	1/2	76,784.39	1/2	77,016.23	1/2	77,248.06
9/16	76,096.12	9/16	76,327.96	9/16	76,559.80	9/16	76,791.63	9/16	77,023.47	9/16	77,255.31
5/8	76,103.37	5/8	76,335.21	5/8	76,567.04	5/8	76,798.88	5/8	77,030.72	5/8	77,262.55
11/16	76,110.61	11/16	76,342.45	11/16	76,574.29	11/16	76,806.12	11/16	77,037.96	11/16	77,269.80
3/4	76,117.86	3/4	76,349.70	3/4	76,581.53	3/4	76,813.37	3/4	77,045.21	3/4	77,277.04
13/16	76,125.10	13/16	76,356.94	13/16	76,588.78	13/16	76,820.61	13/16	77,052.45	13/16	77,284.29
7/8	76,132.35	7/8	76,364.19	7/8	76,596.02	7/8	76,827.86	7/8	77,059.70	7/8	77,291.53
15/16	76,139.59	15/16	76,371.43	15/16	76,603.27	15/16	76,835.10	15/16	77,066.94	15/16	77,298.78
3	76,146.84	5	76,378.68	7	76,610.51	9	76,842.35	11	77,074.19	1	77,306.02
1/16	76,154.08	1/16	76,385.92	1/16	76,617.76	1/16	76,849.59	1/16	77,081.43	1/16	77,313.27
1/8	76,161.33	1/8	76,393.17	1/8	76,625.00	1/8	76,856.84	1/8	77,088.68	1/8	77,320.51
3/16	76,168.57	3/16	76,400.41	3/16	76,632.25	3/16	76,864.08	3/16	77,095.92	3/16	77,327.76
1/4	76,175.82	1/4	76,407.65	1/4	76,639.49	1/4	76,871.33	1/4	77,103.17	1/4	77,335.00
5/16	76,183.06	5/16	76,414.90	5/16	76,646.74	5/16	76,878.57	5/16	77,110.41	5/16	77,342.25
3/8	76,190.31	3/8	76,422.14	3/8	76,653.98	3/8	76,885.82	3/8	77,117.66	3/8	77,349.49
7/16	76,197.55	7/16	76,429.39	7/16	76,661.23	7/16	76,893.06	7/16	77,124.90	7/16	77,356.74
1/2	76,204.80	1/2	76,436.63	1/2	76,668.47	1/2	76,900.31	1/2	77,132.14	1/2	77,363.98
9/16	76,212.04	9/16	76,443.88	9/16	76,675.72	9/16	76,907.55	9/16	77,139.39	9/16	77,371.23
5/8	76,219.29	5/8	76,451.12	5/8	76,682.96	5/8	76,914.80	5/8	77,146.63	5/8	77,378.47
11/16	76,226.53	11/16	76,458.37	11/16	76,690.21	11/16	76,922.04	11/16	77,153.88	11/16	77,385.72
3/4	76,233.78	3/4	76,465.61	3/4	76,697.45	3/4	76,929.29	3/4	77,161.12	3/4	77,392.96
13/16	76,241.02	13/16	76,472.86	13/16	76,704.70	13/16	76,936.53	13/16	77,168.37	13/16	77,400.21
7/8	76,248.27	7/8	76,480.10	7/8	76,711.94	7/8	76,943.78	7/8	77,175.61	7/8	77,407.45
15/16	76,255.51	15/16	76,487.35	15/16	76,719.19	15/16	76,951.02	15/16	77,182.86	15/16	77,414.70

This chart is Certified for Tank: 6 only. No changes are permissible without the written consent of GAUGE POINT CALIBRATION.

For calibration specification information, see certificate on page 1.

Tank No: 6
GAUGE POINT CALIBRATION
1-800-205-TANK

Red Hill, Pearl Harbor, HI

Issue Date: 12/22/2006

Capacities given in barrels of 42 U.S. gallons.

Gauge Height: 257'-07 7/8"

in/in	72 FT	in/in	72 FT	in/in	72 FT	in/in	72 FT	in/in	72 FT	in/in	73 FT
2	77,421.94	4	77,653.78	6	77,885.61	8	78,117.45	10	78,349.29	0	78,581.12
1/16	77,429.19	1/16	77,661.02	1/16	77,892.86	1/16	78,124.70	1/16	78,356.53	1/16	78,588.37
1/8	77,436.43	1/8	77,668.27	1/8	77,900.10	1/8	78,131.94	1/8	78,363.78	1/8	78,595.61
3/16	77,443.68	3/16	77,675.51	3/16	77,907.35	3/16	78,139.19	3/16	78,371.02	3/16	78,602.86
1/4	77,450.92	1/4	77,682.76	1/4	77,914.59	1/4	78,146.43	1/4	78,378.27	1/4	78,610.10
5/16	77,458.17	5/16	77,690.00	5/16	77,921.84	5/16	78,153.68	5/16	78,385.51	5/16	78,617.35
3/8	77,465.41	3/8	77,697.25	3/8	77,929.08	3/8	78,160.92	3/8	78,392.76	3/8	78,624.59
7/16	77,472.66	7/16	77,704.49	7/16	77,936.33	7/16	78,168.17	7/16	78,400.00	7/16	78,631.84
1/2	77,479.90	1/2	77,711.74	1/2	77,943.57	1/2	78,175.41	1/2	78,407.25	1/2	78,639.08
9/16	77,487.15	9/16	77,718.98	9/16	77,950.82	9/16	78,182.66	9/16	78,414.49	9/16	78,646.33
5/8	77,494.39	5/8	77,726.23	5/8	77,958.06	5/8	78,189.90	5/8	78,421.74	5/8	78,653.57
11/16	77,501.63	11/16	77,733.47	11/16	77,965.31	11/16	78,197.15	11/16	78,428.98	11/16	78,660.82
3/4	77,508.88	3/4	77,740.72	3/4	77,972.55	3/4	78,204.39	3/4	78,436.23	3/4	78,668.06
13/16	77,516.12	13/16	77,747.96	13/16	77,979.80	13/16	78,211.64	13/16	78,443.47	13/16	78,675.31
7/8	77,523.37	7/8	77,755.21	7/8	77,987.04	7/8	78,218.88	7/8	78,450.72	7/8	78,682.55
15/16	77,530.61	15/16	77,762.45	15/16	77,994.29	15/16	78,226.12	15/16	78,457.96	15/16	78,689.80
3	77,537.86	5	77,769.70	7	78,001.53	9	78,233.37	11	78,465.21	1	78,697.04
1/16	77,545.10	1/16	77,776.94	1/16	78,008.78	1/16	78,240.61	1/16	78,472.45	1/16	78,704.29
1/8	77,552.35	1/8	77,784.19	1/8	78,016.02	1/8	78,247.86	1/8	78,479.70	1/8	78,711.53
3/16	77,559.59	3/16	77,791.43	3/16	78,023.27	3/16	78,255.10	3/16	78,486.94	3/16	78,718.78
1/4	77,566.84	1/4	77,798.68	1/4	78,030.51	1/4	78,262.35	1/4	78,494.19	1/4	78,726.02
5/16	77,574.08	5/16	77,805.92	5/16	78,037.76	5/16	78,269.59	5/16	78,501.43	5/16	78,733.27
3/8	77,581.33	3/8	77,813.17	3/8	78,045.00	3/8	78,276.84	3/8	78,508.68	3/8	78,740.51
7/16	77,588.57	7/16	77,820.41	7/16	78,052.25	7/16	78,284.08	7/16	78,515.92	7/16	78,747.76
1/2	77,595.82	1/2	77,827.66	1/2	78,059.49	1/2	78,291.33	1/2	78,523.17	1/2	78,755.00
9/16	77,603.06	9/16	77,834.90	9/16	78,066.74	9/16	78,298.57	9/16	78,530.41	9/16	78,762.25
5/8	77,610.31	5/8	77,842.15	5/8	78,073.98	5/8	78,305.82	5/8	78,537.66	5/8	78,769.49
11/16	77,617.55	11/16	77,849.39	11/16	78,081.23	11/16	78,313.06	11/16	78,544.90	11/16	78,776.74
3/4	77,624.80	3/4	77,856.63	3/4	78,088.47	3/4	78,320.31	3/4	78,552.15	3/4	78,783.98
13/16	77,632.04	13/16	77,863.88	13/16	78,095.72	13/16	78,327.55	13/16	78,559.39	13/16	78,791.23
7/8	77,639.29	7/8	77,871.12	7/8	78,102.96	7/8	78,334.80	7/8	78,566.64	7/8	78,798.47
15/16	77,646.53	15/16	77,878.37	15/16	78,110.21	15/16	78,342.04	15/16	78,573.88	15/16	78,805.72

This chart is Certified for Tank: 6 only. No changes are permissible without the written consent of GAUGE POINT CALIBRATION.

For calibration specification information, see certificate on page 1.

Tank No: 6
GAUGE POINT CALIBRATION
1-800-205-TANK

Red Hill, Pearl Harbor, HI

Issue Date: 12/22/2006

Capacities given in barrels of 42 U.S. gallons.

Gauge Height: 257'-07 7/8"

in/in	73 FT	in/in	73 FT	in/in	73 FT	in/in	73 FT	in/in	73 FT	in/in	74 FT
2	78,812.96	4	79,044.80	6	79,276.64	8	79,508.66	10	79,740.68	0	79,972.70
1/16	78,820.21	1/16	79,052.04	1/16	79,283.89	1/16	79,515.91	1/16	79,747.93	1/16	79,979.95
1/8	78,827.45	1/8	79,059.29	1/8	79,291.14	1/8	79,523.16	1/8	79,755.18	1/8	79,987.21
3/16	78,834.70	3/16	79,066.53	3/16	79,298.39	3/16	79,530.41	3/16	79,762.43	3/16	79,994.46
1/4	78,841.94	1/4	79,073.78	1/4	79,305.64	1/4	79,537.66	1/4	79,769.68	1/4	80,001.71
5/16	78,849.19	5/16	79,081.02	5/16	79,312.89	5/16	79,544.91	5/16	79,776.93	5/16	80,008.96
3/8	78,856.43	3/8	79,088.27	3/8	79,320.14	3/8	79,552.16	3/8	79,784.19	3/8	80,016.21
7/16	78,863.68	7/16	79,095.51	7/16	79,327.39	7/16	79,559.41	7/16	79,791.44	7/16	80,023.46
1/2	78,870.92	1/2	79,102.76	1/2	79,334.64	1/2	79,566.66	1/2	79,798.69	1/2	80,030.71
9/16	78,878.17	9/16	79,110.00	9/16	79,341.89	9/16	79,573.91	9/16	79,805.94	9/16	80,037.96
5/8	78,885.41	5/8	79,117.25	5/8	79,349.14	5/8	79,581.17	5/8	79,813.19	5/8	80,045.21
11/16	78,892.66	11/16	79,124.49	11/16	79,356.39	11/16	79,588.42	11/16	79,820.44	11/16	80,052.46
3/4	78,899.90	3/4	79,131.74	3/4	79,363.64	3/4	79,595.67	3/4	79,827.69	3/4	80,059.71
13/16	78,907.15	13/16	79,138.98	13/16	79,370.89	13/16	79,602.92	13/16	79,834.94	13/16	80,066.96
7/8	78,914.39	7/8	79,146.23	7/8	79,378.15	7/8	79,610.17	7/8	79,842.19	7/8	80,074.21
15/16	78,921.64	15/16	79,153.47	15/16	79,385.40	15/16	79,617.42	15/16	79,849.44	15/16	80,081.46
3	78,928.88	5	79,160.72	7	79,392.65	9	79,624.67	11	79,856.69	1	80,088.72
1/16	78,936.13	1/16	79,167.96	1/16	79,399.90	1/16	79,631.92	1/16	79,863.94	1/16	80,095.97
1/8	78,943.37	1/8	79,175.21	1/8	79,407.15	1/8	79,639.17	1/8	79,871.19	1/8	80,103.22
3/16	78,950.61	3/16	79,182.45	3/16	79,414.40	3/16	79,646.42	3/16	79,878.44	3/16	80,110.47
1/4	78,957.86	1/4	79,189.70	1/4	79,421.65	1/4	79,653.67	1/4	79,885.70	1/4	80,117.72
5/16	78,965.10	5/16	79,196.94	5/16	79,428.90	5/16	79,660.92	5/16	79,892.95	5/16	80,124.97
3/8	78,972.35	3/8	79,204.19	3/8	79,436.15	3/8	79,668.17	3/8	79,900.20	3/8	80,132.22
7/16	78,979.59	7/16	79,211.43	7/16	79,443.40	7/16	79,675.42	7/16	79,907.45	7/16	80,139.47
1/2	78,986.84	1/2	79,218.68	1/2	79,450.65	1/2	79,682.68	1/2	79,914.70	1/2	80,146.72
9/16	78,994.08	9/16	79,225.92	9/16	79,457.90	9/16	79,689.93	9/16	79,921.95	9/16	80,153.97
5/8	79,001.33	5/8	79,233.17	5/8	79,465.15	5/8	79,697.18	5/8	79,929.20	5/8	80,161.22
11/16	79,008.57	11/16	79,240.41	11/16	79,472.40	11/16	79,704.43	11/16	79,936.45	11/16	80,168.47
3/4	79,015.82	3/4	79,247.66	3/4	79,479.66	3/4	79,711.68	3/4	79,943.70	3/4	80,175.72
13/16	79,023.06	13/16	79,254.90	13/16	79,486.91	13/16	79,718.93	13/16	79,950.95	13/16	80,182.97
7/8	79,030.31	7/8	79,262.15	7/8	79,494.16	7/8	79,726.18	7/8	79,958.20	7/8	80,190.23
15/16	79,037.55	15/16	79,269.39	15/16	79,501.41	15/16	79,733.43	15/16	79,965.45	15/16	80,197.48

This chart is Certified for Tank: 6 only. No changes are permissible without the written consent of GAUGE POINT CALIBRATION.

For calibration specification information, see certificate on page 1.

Tank No: 6
GAUGE POINT CALIBRATION
1-800-205-TANK

Red Hill, Pearl Harbor, HI

Issue Date: 12/22/2006

Capacities given in barrels of 42 U.S. gallons.

Gauge Height: 257'-07 7/8"

in/in	74 FT	in/in	74 FT	in/in	74 FT	in/in	74 FT	in/in	74 FT	in/in	75 FT
2	80,204.73	4	80,436.75	6	80,668.77	8	80,900.79	10	81,132.82	0	81,364.84
1/16	80,211.98	1/16	80,444.00	1/16	80,676.02	1/16	80,908.05	1/16	81,140.07	1/16	81,372.09
1/8	80,219.23	1/8	80,451.25	1/8	80,683.27	1/8	80,915.30	1/8	81,147.32	1/8	81,379.34
3/16	80,226.48	3/16	80,458.50	3/16	80,690.52	3/16	80,922.55	3/16	81,154.57	3/16	81,386.59
1/4	80,233.73	1/4	80,465.75	1/4	80,697.77	1/4	80,929.80	1/4	81,161.82	1/4	81,393.84
5/16	80,240.98	5/16	80,473.00	5/16	80,705.03	5/16	80,937.05	5/16	81,169.07	5/16	81,401.09
3/8	80,248.23	3/8	80,480.25	3/8	80,712.28	3/8	80,944.30	3/8	81,176.32	3/8	81,408.34
7/16	80,255.48	7/16	80,487.50	7/16	80,719.53	7/16	80,951.55	7/16	81,183.57	7/16	81,415.60
1/2	80,262.73	1/2	80,494.76	1/2	80,726.78	1/2	80,958.80	1/2	81,190.82	1/2	81,422.85
9/16	80,269.98	9/16	80,502.01	9/16	80,734.03	9/16	80,966.05	9/16	81,198.07	9/16	81,430.10
5/8	80,277.23	5/8	80,509.26	5/8	80,741.28	5/8	80,973.30	5/8	81,205.32	5/8	81,437.35
11/16	80,284.48	11/16	80,516.51	11/16	80,748.53	11/16	80,980.55	11/16	81,212.58	11/16	81,444.60
3/4	80,291.74	3/4	80,523.76	3/4	80,755.78	3/4	80,987.80	3/4	81,219.83	3/4	81,451.85
13/16	80,298.99	13/16	80,531.01	13/16	80,763.03	13/16	80,995.05	13/16	81,227.08	13/16	81,459.10
7/8	80,306.24	7/8	80,538.26	7/8	80,770.28	7/8	81,002.30	7/8	81,234.33	7/8	81,466.35
15/16	80,313.49	15/16	80,545.51	15/16	80,777.53	15/16	81,009.56	15/16	81,241.58	15/16	81,473.60
3	80,320.74	5	80,552.76	7	80,784.78	9	81,016.81	11	81,248.83	1	81,480.85
1/16	80,327.99	1/16	80,560.01	1/16	80,792.03	1/16	81,024.06	1/16	81,256.08	1/16	81,488.10
1/8	80,335.24	1/8	80,567.26	1/8	80,799.28	1/8	81,031.31	1/8	81,263.33	1/8	81,495.35
3/16	80,342.49	3/16	80,574.51	3/16	80,806.54	3/16	81,038.56	3/16	81,270.58	3/16	81,502.60
1/4	80,349.74	1/4	80,581.76	1/4	80,813.79	1/4	81,045.81	1/4	81,277.83	1/4	81,509.85
5/16	80,356.99	5/16	80,589.01	5/16	80,821.04	5/16	81,053.06	5/16	81,285.08	5/16	81,517.11
3/8	80,364.24	3/8	80,596.26	3/8	80,828.29	3/8	81,060.31	3/8	81,292.33	3/8	81,524.36
7/16	80,371.49	7/16	80,603.52	7/16	80,835.54	7/16	81,067.56	7/16	81,299.58	7/16	81,531.61
1/2	80,378.74	1/2	80,610.77	1/2	80,842.79	1/2	81,074.81	1/2	81,306.83	1/2	81,538.86
9/16	80,385.99	9/16	80,618.02	9/16	80,850.04	9/16	81,082.06	9/16	81,314.09	9/16	81,546.11
5/8	80,393.25	5/8	80,625.27	5/8	80,857.29	5/8	81,089.31	5/8	81,321.34	5/8	81,553.36
11/16	80,400.50	11/16	80,632.52	11/16	80,864.54	11/16	81,096.56	11/16	81,328.59	11/16	81,560.61
3/4	80,407.75	3/4	80,639.77	3/4	80,871.79	3/4	81,103.81	3/4	81,335.84	3/4	81,567.86
13/16	80,415.00	13/16	80,647.02	13/16	80,879.04	13/16	81,111.07	13/16	81,343.09	13/16	81,575.11
7/8	80,422.25	7/8	80,654.27	7/8	80,886.29	7/8	81,118.32	7/8	81,350.34	7/8	81,582.36
15/16	80,429.50	15/16	80,661.52	15/16	80,893.54	15/16	81,125.57	15/16	81,357.59	15/16	81,589.61

This chart is Certified for Tank: 6 only. No changes are permissible without the written consent of GAUGE POINT CALIBRATION.

For calibration specification information, see certificate on page 1.

Tank No: 6
GAUGE POINT CALIBRATION
1-800-205-TANK

Red Hill, Pearl Harbor, HI

Issue Date: 12/22/2006

Capacities given in barrels of 42 U.S. gallons.

Gauge Height: 257'-07 7/8"

in/in	75 FT	in/in	75 FT	in/in	75 FT	in/in	75 FT	in/in	75 FT	in/in	76 FT
2	81,596.86	4	81,828.89	6	82,060.91	8	82,292.93	10	82,524.95	0	82,756.98
1/16	81,604.11	1/16	81,836.14	1/16	82,068.16	1/16	82,300.18	1/16	82,532.21	1/16	82,764.23
1/8	81,611.36	1/8	81,843.39	1/8	82,075.41	1/8	82,307.43	1/8	82,539.46	1/8	82,771.48
3/16	81,618.62	3/16	81,850.64	3/16	82,082.66	3/16	82,314.68	3/16	82,546.71	3/16	82,778.73
1/4	81,625.87	1/4	81,857.89	1/4	82,089.91	1/4	82,321.93	1/4	82,553.96	1/4	82,785.98
5/16	81,633.12	5/16	81,865.14	5/16	82,097.16	5/16	82,329.19	5/16	82,561.21	5/16	82,793.23
3/8	81,640.37	3/8	81,872.39	3/8	82,104.41	3/8	82,336.44	3/8	82,568.46	3/8	82,800.48
7/16	81,647.62	7/16	81,879.64	7/16	82,111.66	7/16	82,343.69	7/16	82,575.71	7/16	82,807.73
1/2	81,654.87	1/2	81,886.89	1/2	82,118.91	1/2	82,350.94	1/2	82,582.96	1/2	82,814.98
9/16	81,662.12	9/16	81,894.14	9/16	82,126.17	9/16	82,358.19	9/16	82,590.21	9/16	82,822.23
5/8	81,669.37	5/8	81,901.39	5/8	82,133.42	5/8	82,365.44	5/8	82,597.46	5/8	82,829.48
11/16	81,676.62	11/16	81,908.64	11/16	82,140.67	11/16	82,372.69	11/16	82,604.71	11/16	82,836.74
3/4	81,683.87	3/4	81,915.89	3/4	82,147.92	3/4	82,379.94	3/4	82,611.96	3/4	82,843.99
13/16	81,691.12	13/16	81,923.15	13/16	82,155.17	13/16	82,387.19	13/16	82,619.21	13/16	82,851.24
7/8	81,698.37	7/8	81,930.40	7/8	82,162.42	7/8	82,394.44	7/8	82,626.46	7/8	82,858.49
15/16	81,705.62	15/16	81,937.65	15/16	82,169.67	15/16	82,401.69	15/16	82,633.72	15/16	82,865.74
3	81,712.87	5	81,944.90	7	82,176.92	9	82,408.94	11	82,640.97	1	82,872.99
1/16	81,720.13	1/16	81,952.15	1/16	82,184.17	1/16	82,416.19	1/16	82,648.22	1/16	82,880.24
1/8	81,727.38	1/8	81,959.40	1/8	82,191.42	1/8	82,423.44	1/8	82,655.47	1/8	82,887.49
3/16	81,734.63	3/16	81,966.65	3/16	82,198.67	3/16	82,430.70	3/16	82,662.72	3/16	82,894.74
1/4	81,741.88	1/4	81,973.90	1/4	82,205.92	1/4	82,437.95	1/4	82,669.97	1/4	82,901.99
5/16	81,749.13	5/16	81,981.15	5/16	82,213.17	5/16	82,445.20	5/16	82,677.22	5/16	82,909.24
3/8	81,756.38	3/8	81,988.40	3/8	82,220.42	3/8	82,452.45	3/8	82,684.47	3/8	82,916.49
7/16	81,763.63	7/16	81,995.65	7/16	82,227.68	7/16	82,459.70	7/16	82,691.72	7/16	82,923.74
1/2	81,770.88	1/2	82,002.90	1/2	82,234.93	1/2	82,466.95	1/2	82,698.97	1/2	82,930.99
9/16	81,778.13	9/16	82,010.15	9/16	82,242.18	9/16	82,474.20	9/16	82,706.22	9/16	82,938.25
5/8	81,785.38	5/8	82,017.40	5/8	82,249.43	5/8	82,481.45	5/8	82,713.47	5/8	82,945.50
11/16	81,792.63	11/16	82,024.66	11/16	82,256.68	11/16	82,488.70	11/16	82,720.72	11/16	82,952.75
3/4	81,799.88	3/4	82,031.91	3/4	82,263.93	3/4	82,495.95	3/4	82,727.97	3/4	82,960.00
13/16	81,807.13	13/16	82,039.16	13/16	82,271.18	13/16	82,503.20	13/16	82,735.23	13/16	82,967.25
7/8	81,814.38	7/8	82,046.41	7/8	82,278.43	7/8	82,510.45	7/8	82,742.48	7/8	82,974.50
15/16	81,821.64	15/16	82,053.66	15/16	82,285.68	15/16	82,517.70	15/16	82,749.73	15/16	82,981.75

This chart is Certified for Tank: 6 only. No changes are permissible without the written consent of GAUGE POINT CALIBRATION.

For calibration specification information, see certificate on page 1.

Tank No: 6
GAUGE POINT CALIBRATION
1-800-205-TANK

Red Hill, Pearl Harbor, HI

Issue Date: 12/22/2006

Capacities given in barrels of 42 U.S. gallons.

Gauge Height: 257'-07 7/8"

in/in	76 FT	in/in	76 FT	in/in	76 FT	in/in	76 FT	in/in	76 FT	in/in	77 FT
2	82,989.00	4	83,221.02	6	83,453.05	8	83,685.07	10	83,917.09	0	84,149.11
1/16	82,996.25	1/16	83,228.27	1/16	83,460.30	1/16	83,692.32	1/16	83,924.34	1/16	84,156.36
1/8	83,003.50	1/8	83,235.52	1/8	83,467.55	1/8	83,699.57	1/8	83,931.59	1/8	84,163.62
3/16	83,010.75	3/16	83,242.78	3/16	83,474.80	3/16	83,706.82	3/16	83,938.84	3/16	84,170.87
1/4	83,018.00	1/4	83,250.03	1/4	83,482.05	1/4	83,714.07	1/4	83,946.09	1/4	84,178.12
5/16	83,025.25	5/16	83,257.28	5/16	83,489.30	5/16	83,721.32	5/16	83,953.34	5/16	84,185.37
3/8	83,032.50	3/8	83,264.53	3/8	83,496.55	3/8	83,728.57	3/8	83,960.60	3/8	84,192.62
7/16	83,039.76	7/16	83,271.78	7/16	83,503.80	7/16	83,735.82	7/16	83,967.85	7/16	84,199.87
1/2	83,047.01	1/2	83,279.03	1/2	83,511.05	1/2	83,743.07	1/2	83,975.10	1/2	84,207.12
9/16	83,054.26	9/16	83,286.28	9/16	83,518.30	9/16	83,750.32	9/16	83,982.35	9/16	84,214.37
5/8	83,061.51	5/8	83,293.53	5/8	83,525.55	5/8	83,757.58	5/8	83,989.60	5/8	84,221.62
11/16	83,068.76	11/16	83,300.78	11/16	83,532.80	11/16	83,764.83	11/16	83,996.85	11/16	84,228.87
3/4	83,076.01	3/4	83,308.03	3/4	83,540.05	3/4	83,772.08	3/4	84,004.10	3/4	84,236.12
13/16	83,083.26	13/16	83,315.28	13/16	83,547.30	13/16	83,779.33	13/16	84,011.35	13/16	84,243.37
7/8	83,090.51	7/8	83,322.53	7/8	83,554.56	7/8	83,786.58	7/8	84,018.60	7/8	84,250.62
15/16	83,097.76	15/16	83,329.78	15/16	83,561.81	15/16	83,793.83	15/16	84,025.85	15/16	84,257.87
3	83,105.01	5	83,337.03	7	83,569.06	9	83,801.08	11	84,033.10	1	84,265.13
1/16	83,112.26	1/16	83,344.29	1/16	83,576.31	1/16	83,808.33	1/16	84,040.35	1/16	84,272.38
1/8	83,119.51	1/8	83,351.54	1/8	83,583.56	1/8	83,815.58	1/8	84,047.60	1/8	84,279.63
3/16	83,126.76	3/16	83,358.79	3/16	83,590.81	3/16	83,822.83	3/16	84,054.85	3/16	84,286.88
1/4	83,134.01	1/4	83,366.04	1/4	83,598.06	1/4	83,830.08	1/4	84,062.11	1/4	84,294.13
5/16	83,141.27	5/16	83,373.29	5/16	83,605.31	5/16	83,837.33	5/16	84,069.36	5/16	84,301.38
3/8	83,148.52	3/8	83,380.54	3/8	83,612.56	3/8	83,844.58	3/8	84,076.61	3/8	84,308.63
7/16	83,155.77	7/16	83,387.79	7/16	83,619.81	7/16	83,851.83	7/16	84,083.86	7/16	84,315.88
1/2	83,163.02	1/2	83,395.04	1/2	83,627.06	1/2	83,859.09	1/2	84,091.11	1/2	84,323.13
9/16	83,170.27	9/16	83,402.29	9/16	83,634.31	9/16	83,866.34	9/16	84,098.36	9/16	84,330.38
5/8	83,177.52	5/8	83,409.54	5/8	83,641.56	5/8	83,873.59	5/8	84,105.61	5/8	84,337.63
11/16	83,184.77	11/16	83,416.79	11/16	83,648.81	11/16	83,880.84	11/16	84,112.86	11/16	84,344.88
3/4	83,192.02	3/4	83,424.04	3/4	83,656.07	3/4	83,888.09	3/4	84,120.11	3/4	84,352.13
13/16	83,199.27	13/16	83,431.29	13/16	83,663.32	13/16	83,895.34	13/16	84,127.36	13/16	84,359.38
7/8	83,206.52	7/8	83,438.54	7/8	83,670.57	7/8	83,902.59	7/8	84,134.61	7/8	84,366.64
15/16	83,213.77	15/16	83,445.79	15/16	83,677.82	15/16	83,909.84	15/16	84,141.86	15/16	84,373.89

This chart is Certified for Tank: 6 only. No changes are permissible without the written consent of GAUGE POINT CALIBRATION.

For calibration specification information, see certificate on page 1.

Tank No: 6
GAUGE POINT CALIBRATION
1-800-205-TANK

Red Hill, Pearl Harbor, HI

Issue Date: 12/22/2006

Capacities given in barrels of 42 U.S. gallons.

Gauge Height: 257'-07 7/8"

in/in	77 FT	in/in	77 FT	in/in	77 FT	in/in	77 FT	in/in	77 FT	in/in	78 FT
2	84,381.14	4	84,613.16	6	84,845.18	8	85,077.21	10	85,309.23	0	85,541.25
1/16	84,388.39	1/16	84,620.41	1/16	84,852.43	1/16	85,084.46	1/16	85,316.48	1/16	85,548.50
1/8	84,395.64	1/8	84,627.66	1/8	84,859.68	1/8	85,091.71	1/8	85,323.73	1/8	85,555.75
3/16	84,402.89	3/16	84,634.91	3/16	84,866.93	3/16	85,098.96	3/16	85,330.98	3/16	85,563.00
1/4	84,410.14	1/4	84,642.16	1/4	84,874.19	1/4	85,106.21	1/4	85,338.23	1/4	85,570.25
5/16	84,417.39	5/16	84,649.41	5/16	84,881.44	5/16	85,113.46	5/16	85,345.48	5/16	85,577.50
3/8	84,424.64	3/8	84,656.66	3/8	84,888.69	3/8	85,120.71	3/8	85,352.73	3/8	85,584.76
7/16	84,431.89	7/16	84,663.91	7/16	84,895.94	7/16	85,127.96	7/16	85,359.98	7/16	85,592.01
1/2	84,439.14	1/2	84,671.17	1/2	84,903.19	1/2	85,135.21	1/2	85,367.23	1/2	85,599.26
9/16	84,446.39	9/16	84,678.42	9/16	84,910.44	9/16	85,142.46	9/16	85,374.48	9/16	85,606.51
5/8	84,453.64	5/8	84,685.67	5/8	84,917.69	5/8	85,149.71	5/8	85,381.74	5/8	85,613.76
11/16	84,460.89	11/16	84,692.92	11/16	84,924.94	11/16	85,156.96	11/16	85,388.99	11/16	85,621.01
3/4	84,468.15	3/4	84,700.17	3/4	84,932.19	3/4	85,164.21	3/4	85,396.24	3/4	85,628.26
13/16	84,475.40	13/16	84,707.42	13/16	84,939.44	13/16	85,171.46	13/16	85,403.49	13/16	85,635.51
7/8	84,482.65	7/8	84,714.67	7/8	84,946.69	7/8	85,178.72	7/8	85,410.74	7/8	85,642.76
15/16	84,489.90	15/16	84,721.92	15/16	84,953.94	15/16	85,185.97	15/16	85,417.99	15/16	85,650.01
3	84,497.15	5	84,729.17	7	84,961.19	9	85,193.22	11	85,425.24	1	85,657.26
1/16	84,504.40	1/16	84,736.42	1/16	84,968.44	1/16	85,200.47	1/16	85,432.49	1/16	85,664.51
1/8	84,511.65	1/8	84,743.67	1/8	84,975.70	1/8	85,207.72	1/8	85,439.74	1/8	85,671.76
3/16	84,518.90	3/16	84,750.92	3/16	84,982.95	3/16	85,214.97	3/16	85,446.99	3/16	85,679.01
1/4	84,526.15	1/4	84,758.17	1/4	84,990.20	1/4	85,222.22	1/4	85,454.24	1/4	85,686.27
5/16	84,533.40	5/16	84,765.42	5/16	84,997.45	5/16	85,229.47	5/16	85,461.49	5/16	85,693.52
3/8	84,540.65	3/8	84,772.68	3/8	85,004.70	3/8	85,236.72	3/8	85,468.74	3/8	85,700.77
7/16	84,547.90	7/16	84,779.93	7/16	85,011.95	7/16	85,243.97	7/16	85,475.99	7/16	85,708.02
1/2	84,555.15	1/2	84,787.18	1/2	85,019.20	1/2	85,251.22	1/2	85,483.25	1/2	85,715.27
9/16	84,562.40	9/16	84,794.43	9/16	85,026.45	9/16	85,258.47	9/16	85,490.50	9/16	85,722.52
5/8	84,569.66	5/8	84,801.68	5/8	85,033.70	5/8	85,265.72	5/8	85,497.75	5/8	85,729.77
11/16	84,576.91	11/16	84,808.93	11/16	85,040.95	11/16	85,272.97	11/16	85,505.00	11/16	85,737.02
3/4	84,584.16	3/4	84,816.18	3/4	85,048.20	3/4	85,280.23	3/4	85,512.25	3/4	85,744.27
13/16	84,591.41	13/16	84,823.43	13/16	85,055.45	13/16	85,287.48	13/16	85,519.50	13/16	85,751.52
7/8	84,598.66	7/8	84,830.68	7/8	85,062.70	7/8	85,294.73	7/8	85,526.75	7/8	85,758.77
15/16	84,605.91	15/16	84,837.93	15/16	85,069.95	15/16	85,301.98	15/16	85,534.00	15/16	85,766.02

This chart is Certified for Tank: 6 only. No changes are permissible without the written consent of GAUGE POINT CALIBRATION.

For calibration specification information, see certificate on page 1.

Tank No: 6
GAUGE POINT CALIBRATION
1-800-205-TANK

Red Hill, Pearl Harbor, HI

Issue Date: 12/22/2006

Capacities given in barrels of 42 U.S. gallons.

Gauge Height: 257'-07 7/8"

in/in	78 FT	in/in	78 FT	in/in	78 FT	in/in	78 FT	in/in	78 FT	in/in	79 FT
2	85,773.27	4	86,005.30	6	86,237.32	8	86,469.28	10	86,701.25	0	86,933.21
1/16	85,780.52	1/16	86,012.55	1/16	86,244.57	1/16	86,476.53	1/16	86,708.50	1/16	86,940.46
1/8	85,787.78	1/8	86,019.80	1/8	86,251.82	1/8	86,483.78	1/8	86,715.75	1/8	86,947.71
3/16	85,795.03	3/16	86,027.05	3/16	86,259.07	3/16	86,491.03	3/16	86,723.00	3/16	86,954.96
1/4	85,802.28	1/4	86,034.30	1/4	86,266.31	1/4	86,498.28	1/4	86,730.24	1/4	86,962.21
5/16	85,809.53	5/16	86,041.55	5/16	86,273.56	5/16	86,505.53	5/16	86,737.49	5/16	86,969.46
3/8	85,816.78	3/8	86,048.80	3/8	86,280.81	3/8	86,512.78	3/8	86,744.74	3/8	86,976.71
7/16	85,824.03	7/16	86,056.05	7/16	86,288.06	7/16	86,520.03	7/16	86,751.99	7/16	86,983.96
1/2	85,831.28	1/2	86,063.30	1/2	86,295.31	1/2	86,527.28	1/2	86,759.24	1/2	86,991.20
9/16	85,838.53	9/16	86,070.55	9/16	86,302.56	9/16	86,534.52	9/16	86,766.49	9/16	86,998.45
5/8	85,845.78	5/8	86,077.80	5/8	86,309.81	5/8	86,541.77	5/8	86,773.74	5/8	87,005.70
11/16	85,853.03	11/16	86,085.05	11/16	86,317.06	11/16	86,549.02	11/16	86,780.99	11/16	87,012.95
3/4	85,860.28	3/4	86,092.31	3/4	86,324.31	3/4	86,556.27	3/4	86,788.24	3/4	87,020.20
13/16	85,867.53	13/16	86,099.56	13/16	86,331.55	13/16	86,563.52	13/16	86,795.48	13/16	87,027.45
7/8	85,874.78	7/8	86,106.81	7/8	86,338.80	7/8	86,570.77	7/8	86,802.73	7/8	87,034.70
15/16	85,882.03	15/16	86,114.06	15/16	86,346.05	15/16	86,578.02	15/16	86,809.98	15/16	87,041.95
3	85,889.29	5	86,121.31	7	86,353.30	9	86,585.27	11	86,817.23	1	87,049.20
1/16	85,896.54	1/16	86,128.56	1/16	86,360.55	1/16	86,592.52	1/16	86,824.48	1/16	87,056.44
1/8	85,903.79	1/8	86,135.81	1/8	86,367.80	1/8	86,599.76	1/8	86,831.73	1/8	87,063.69
3/16	85,911.04	3/16	86,143.06	3/16	86,375.05	3/16	86,607.01	3/16	86,838.98	3/16	87,070.94
1/4	85,918.29	1/4	86,150.31	1/4	86,382.30	1/4	86,614.26	1/4	86,846.23	1/4	87,078.19
5/16	85,925.54	5/16	86,157.56	5/16	86,389.55	5/16	86,621.51	5/16	86,853.48	5/16	87,085.44
3/8	85,932.79	3/8	86,164.81	3/8	86,396.79	3/8	86,628.76	3/8	86,860.72	3/8	87,092.69
7/16	85,940.04	7/16	86,172.06	7/16	86,404.04	7/16	86,636.01	7/16	86,867.97	7/16	87,099.94
1/2	85,947.29	1/2	86,179.31	1/2	86,411.29	1/2	86,643.26	1/2	86,875.22	1/2	87,107.19
9/16	85,954.54	9/16	86,186.56	9/16	86,418.54	9/16	86,650.51	9/16	86,882.47	9/16	87,114.44
5/8	85,961.79	5/8	86,193.82	5/8	86,425.79	5/8	86,657.76	5/8	86,889.72	5/8	87,121.68
11/16	85,969.04	11/16	86,201.07	11/16	86,433.04	11/16	86,665.00	11/16	86,896.97	11/16	87,128.93
3/4	85,976.29	3/4	86,208.32	3/4	86,440.29	3/4	86,672.25	3/4	86,904.22	3/4	87,136.18
13/16	85,983.54	13/16	86,215.57	13/16	86,447.54	13/16	86,679.50	13/16	86,911.47	13/16	87,143.43
7/8	85,990.80	7/8	86,222.82	7/8	86,454.79	7/8	86,686.75	7/8	86,918.72	7/8	87,150.68
15/16	85,998.05	15/16	86,230.07	15/16	86,462.04	15/16	86,694.00	15/16	86,925.96	15/16	87,157.93

This chart is Certified for Tank: 6 only. No changes are permissible without the written consent of GAUGE POINT CALIBRATION.

For calibration specification information, see certificate on page 1.

Tank No: 6
GAUGE POINT CALIBRATION
1-800-205-TANK

Red Hill, Pearl Harbor, HI

Issue Date: 12/22/2006

Capacities given in barrels of 42 U.S. gallons.

Gauge Height: 257'-07 7/8"

in/in	79 FT	in/in	79 FT	in/in	79 FT	in/in	79 FT	in/in	79 FT	in/in	80 FT
2	87,165.18	4	87,397.14	6	87,629.11	8	87,861.07	10	88,093.04	0	88,325.00
1/16	87,172.43	1/16	87,404.39	1/16	87,636.36	1/16	87,868.32	1/16	88,100.28	1/16	88,332.25
1/8	87,179.68	1/8	87,411.64	1/8	87,643.60	1/8	87,875.57	1/8	88,107.53	1/8	88,339.50
3/16	87,186.92	3/16	87,418.89	3/16	87,650.85	3/16	87,882.82	3/16	88,114.78	3/16	88,346.75
1/4	87,194.17	1/4	87,426.14	1/4	87,658.10	1/4	87,890.07	1/4	88,122.03	1/4	88,354.00
5/16	87,201.42	5/16	87,433.39	5/16	87,665.35	5/16	87,897.32	5/16	88,129.28	5/16	88,361.25
3/8	87,208.67	3/8	87,440.64	3/8	87,672.60	3/8	87,904.56	3/8	88,136.53	3/8	88,368.49
7/16	87,215.92	7/16	87,447.88	7/16	87,679.85	7/16	87,911.81	7/16	88,143.78	7/16	88,375.74
1/2	87,223.17	1/2	87,455.13	1/2	87,687.10	1/2	87,919.06	1/2	88,151.03	1/2	88,382.99
9/16	87,230.42	9/16	87,462.38	9/16	87,694.35	9/16	87,926.31	9/16	88,158.28	9/16	88,390.24
5/8	87,237.67	5/8	87,469.63	5/8	87,701.60	5/8	87,933.56	5/8	88,165.53	5/8	88,397.49
11/16	87,244.92	11/16	87,476.88	11/16	87,708.84	11/16	87,940.81	11/16	88,172.77	11/16	88,404.74
3/4	87,252.16	3/4	87,484.13	3/4	87,716.09	3/4	87,948.06	3/4	88,180.02	3/4	88,411.99
13/16	87,259.41	13/16	87,491.38	13/16	87,723.34	13/16	87,955.31	13/16	88,187.27	13/16	88,419.24
7/8	87,266.66	7/8	87,498.63	7/8	87,730.59	7/8	87,962.56	7/8	88,194.52	7/8	88,426.49
15/16	87,273.91	15/16	87,505.88	15/16	87,737.84	15/16	87,969.80	15/16	88,201.77	15/16	88,433.73
3	87,281.16	5	87,513.12	7	87,745.09	9	87,977.05	11	88,209.02	1	88,440.98
1/16	87,288.41	1/16	87,520.37	1/16	87,752.34	1/16	87,984.30	1/16	88,216.27	1/16	88,448.23
1/8	87,295.66	1/8	87,527.62	1/8	87,759.59	1/8	87,991.55	1/8	88,223.52	1/8	88,455.48
3/16	87,302.91	3/16	87,534.87	3/16	87,766.84	3/16	87,998.80	3/16	88,230.77	3/16	88,462.73
1/4	87,310.16	1/4	87,542.12	1/4	87,774.08	1/4	88,006.05	1/4	88,238.01	1/4	88,469.98
5/16	87,317.40	5/16	87,549.37	5/16	87,781.33	5/16	88,013.30	5/16	88,245.26	5/16	88,477.23
3/8	87,324.65	3/8	87,556.62	3/8	87,788.58	3/8	88,020.55	3/8	88,252.51	3/8	88,484.48
7/16	87,331.90	7/16	87,563.87	7/16	87,795.83	7/16	88,027.80	7/16	88,259.76	7/16	88,491.73
1/2	87,339.15	1/2	87,571.12	1/2	87,803.08	1/2	88,035.04	1/2	88,267.01	1/2	88,498.97
9/16	87,346.40	9/16	87,578.36	9/16	87,810.33	9/16	88,042.29	9/16	88,274.26	9/16	88,506.22
5/8	87,353.65	5/8	87,585.61	5/8	87,817.58	5/8	88,049.54	5/8	88,281.51	5/8	88,513.47
11/16	87,360.90	11/16	87,592.86	11/16	87,824.83	11/16	88,056.79	11/16	88,288.76	11/16	88,520.72
3/4	87,368.15	3/4	87,600.11	3/4	87,832.08	3/4	88,064.04	3/4	88,296.01	3/4	88,527.97
13/16	87,375.40	13/16	87,607.36	13/16	87,839.32	13/16	88,071.29	13/16	88,303.25	13/16	88,535.22
7/8	87,382.64	7/8	87,614.61	7/8	87,846.57	7/8	88,078.54	7/8	88,310.50	7/8	88,542.47
15/16	87,389.89	15/16	87,621.86	15/16	87,853.82	15/16	88,085.79	15/16	88,317.75	15/16	88,549.72

This chart is Certified for Tank: 6 only. No changes are permissible without the written consent of GAUGE POINT CALIBRATION.

For calibration specification information, see certificate on page 1.

Tank No: 6
GAUGE POINT CALIBRATION
1-800-205-TANK

Red Hill, Pearl Harbor, HI

Issue Date: 12/22/2006

Capacities given in barrels of 42 U.S. gallons.

Gauge Height: 257'-07 7/8"

in/in	80 FT	in/in	80 FT	in/in	80 FT	in/in	80 FT	in/in	80 FT	in/in	81 FT
2	88,556.97	4	88,788.93	6	89,020.89	8	89,252.86	10	89,484.82	0	89,716.79
1/16	88,564.21	1/16	88,796.18	1/16	89,028.14	1/16	89,260.11	1/16	89,492.07	1/16	89,724.04
1/8	88,571.46	1/8	88,803.43	1/8	89,035.39	1/8	89,267.36	1/8	89,499.32	1/8	89,731.29
3/16	88,578.71	3/16	88,810.68	3/16	89,042.64	3/16	89,274.61	3/16	89,506.57	3/16	89,738.53
1/4	88,585.96	1/4	88,817.93	1/4	89,049.89	1/4	89,281.85	1/4	89,513.82	1/4	89,745.78
5/16	88,593.21	5/16	88,825.17	5/16	89,057.14	5/16	89,289.10	5/16	89,521.07	5/16	89,753.03
3/8	88,600.46	3/8	88,832.42	3/8	89,064.39	3/8	89,296.35	3/8	89,528.32	3/8	89,760.28
7/16	88,607.71	7/16	88,839.67	7/16	89,071.64	7/16	89,303.60	7/16	89,535.57	7/16	89,767.53
1/2	88,614.96	1/2	88,846.92	1/2	89,078.89	1/2	89,310.85	1/2	89,542.81	1/2	89,774.78
9/16	88,622.21	9/16	88,854.17	9/16	89,086.13	9/16	89,318.10	9/16	89,550.06	9/16	89,782.03
5/8	88,629.45	5/8	88,861.42	5/8	89,093.38	5/8	89,325.35	5/8	89,557.31	5/8	89,789.28
11/16	88,636.70	11/16	88,868.67	11/16	89,100.63	11/16	89,332.60	11/16	89,564.56	11/16	89,796.53
3/4	88,643.95	3/4	88,875.92	3/4	89,107.88	3/4	89,339.85	3/4	89,571.81	3/4	89,803.78
13/16	88,651.20	13/16	88,883.17	13/16	89,115.13	13/16	89,347.09	13/16	89,579.06	13/16	89,811.02
7/8	88,658.45	7/8	88,890.41	7/8	89,122.38	7/8	89,354.34	7/8	89,586.31	7/8	89,818.27
15/16	88,665.70	15/16	88,897.66	15/16	89,129.63	15/16	89,361.59	15/16	89,593.56	15/16	89,825.52
3	88,672.95	5	88,904.91	7	89,136.88	9	89,368.84	11	89,600.81	1	89,832.77
1/16	88,680.20	1/16	88,912.16	1/16	89,144.13	1/16	89,376.09	1/16	89,608.05	1/16	89,840.02
1/8	88,687.45	1/8	88,919.41	1/8	89,151.37	1/8	89,383.34	1/8	89,615.30	1/8	89,847.27
3/16	88,694.69	3/16	88,926.66	3/16	89,158.62	3/16	89,390.59	3/16	89,622.55	3/16	89,854.52
1/4	88,701.94	1/4	88,933.91	1/4	89,165.87	1/4	89,397.84	1/4	89,629.80	1/4	89,861.77
5/16	88,709.19	5/16	88,941.16	5/16	89,173.12	5/16	89,405.09	5/16	89,637.05	5/16	89,869.02
3/8	88,716.44	3/8	88,948.41	3/8	89,180.37	3/8	89,412.33	3/8	89,644.30	3/8	89,876.26
7/16	88,723.69	7/16	88,955.65	7/16	89,187.62	7/16	89,419.58	7/16	89,651.55	7/16	89,883.51
1/2	88,730.94	1/2	88,962.90	1/2	89,194.87	1/2	89,426.83	1/2	89,658.80	1/2	89,890.76
9/16	88,738.19	9/16	88,970.15	9/16	89,202.12	9/16	89,434.08	9/16	89,666.05	9/16	89,898.01
5/8	88,745.44	5/8	88,977.40	5/8	89,209.37	5/8	89,441.33	5/8	89,673.29	5/8	89,905.26
11/16	88,752.69	11/16	88,984.65	11/16	89,216.61	11/16	89,448.58	11/16	89,680.54	11/16	89,912.51
3/4	88,759.93	3/4	88,991.90	3/4	89,223.86	3/4	89,455.83	3/4	89,687.79	3/4	89,919.76
13/16	88,767.18	13/16	88,999.15	13/16	89,231.11	13/16	89,463.08	13/16	89,695.04	13/16	89,927.01
7/8	88,774.43	7/8	89,006.40	7/8	89,238.36	7/8	89,470.33	7/8	89,702.29	7/8	89,934.26
15/16	88,781.68	15/16	89,013.65	15/16	89,245.61	15/16	89,477.57	15/16	89,709.54	15/16	89,941.50

This chart is Certified for Tank: 6 only. No changes are permissible without the written consent of GAUGE POINT CALIBRATION.

For calibration specification information, see certificate on page 1.

Tank No: 6
GAUGE POINT CALIBRATION
1-800-205-TANK

Red Hill, Pearl Harbor, HI

Issue Date: 12/22/2006

Capacities given in barrels of 42 U.S. gallons.

Gauge Height: 257'-07 7/8"

in/in	81 FT	in/in	81 FT	in/in	81 FT	in/in	81 FT	in/in	81 FT	in/in	82 FT
2	89,948.75	4	90,180.72	6	90,412.68	8	90,644.65	10	90,876.61	0	91,108.58
1/16	89,956.00	1/16	90,187.97	1/16	90,419.93	1/16	90,651.90	1/16	90,883.86	1/16	91,115.82
1/8	89,963.25	1/8	90,195.22	1/8	90,427.18	1/8	90,659.14	1/8	90,891.11	1/8	91,123.07
3/16	89,970.50	3/16	90,202.46	3/16	90,434.43	3/16	90,666.39	3/16	90,898.36	3/16	91,130.32
1/4	89,977.75	1/4	90,209.71	1/4	90,441.68	1/4	90,673.64	1/4	90,905.61	1/4	91,137.57
5/16	89,985.00	5/16	90,216.96	5/16	90,448.93	5/16	90,680.89	5/16	90,912.86	5/16	91,144.82
3/8	89,992.25	3/8	90,224.21	3/8	90,456.18	3/8	90,688.14	3/8	90,920.10	3/8	91,152.07
7/16	89,999.50	7/16	90,231.46	7/16	90,463.42	7/16	90,695.39	7/16	90,927.35	7/16	91,159.32
1/2	90,006.74	1/2	90,238.71	1/2	90,470.67	1/2	90,702.64	1/2	90,934.60	1/2	91,166.57
9/16	90,013.99	9/16	90,245.96	9/16	90,477.92	9/16	90,709.89	9/16	90,941.85	9/16	91,173.82
5/8	90,021.24	5/8	90,253.21	5/8	90,485.17	5/8	90,717.14	5/8	90,949.10	5/8	91,181.06
11/16	90,028.49	11/16	90,260.46	11/16	90,492.42	11/16	90,724.38	11/16	90,956.35	11/16	91,188.31
3/4	90,035.74	3/4	90,267.70	3/4	90,499.67	3/4	90,731.63	3/4	90,963.60	3/4	91,195.56
13/16	90,042.99	13/16	90,274.95	13/16	90,506.92	13/16	90,738.88	13/16	90,970.85	13/16	91,202.81
7/8	90,050.24	7/8	90,282.20	7/8	90,514.17	7/8	90,746.13	7/8	90,978.10	7/8	91,210.06
15/16	90,057.49	15/16	90,289.45	15/16	90,521.42	15/16	90,753.38	15/16	90,985.34	15/16	91,217.31
3	90,064.74	5	90,296.70	7	90,528.66	9	90,760.63	11	90,992.59	1	91,224.56
1/16	90,071.98	1/16	90,303.95	1/16	90,535.91	1/16	90,767.88	1/16	90,999.84	1/16	91,231.81
1/8	90,079.23	1/8	90,311.20	1/8	90,543.16	1/8	90,775.13	1/8	91,007.09	1/8	91,239.06
3/16	90,086.48	3/16	90,318.45	3/16	90,550.41	3/16	90,782.38	3/16	91,014.34	3/16	91,246.30
1/4	90,093.73	1/4	90,325.70	1/4	90,557.66	1/4	90,789.62	1/4	91,021.59	1/4	91,253.55
5/16	90,100.98	5/16	90,332.94	5/16	90,564.91	5/16	90,796.87	5/16	91,028.84	5/16	91,260.80
3/8	90,108.23	3/8	90,340.19	3/8	90,572.16	3/8	90,804.12	3/8	91,036.09	3/8	91,268.05
7/16	90,115.48	7/16	90,347.44	7/16	90,579.41	7/16	90,811.37	7/16	91,043.34	7/16	91,275.30
1/2	90,122.73	1/2	90,354.69	1/2	90,586.66	1/2	90,818.62	1/2	91,050.58	1/2	91,282.55
9/16	90,129.98	9/16	90,361.94	9/16	90,593.90	9/16	90,825.87	9/16	91,057.83	9/16	91,289.80
5/8	90,137.22	5/8	90,369.19	5/8	90,601.15	5/8	90,833.12	5/8	91,065.08	5/8	91,297.05
11/16	90,144.47	11/16	90,376.44	11/16	90,608.40	11/16	90,840.37	11/16	91,072.33	11/16	91,304.30
3/4	90,151.72	3/4	90,383.69	3/4	90,615.65	3/4	90,847.62	3/4	91,079.58	3/4	91,311.54
13/16	90,158.97	13/16	90,390.94	13/16	90,622.90	13/16	90,854.86	13/16	91,086.83	13/16	91,318.79
7/8	90,166.22	7/8	90,398.18	7/8	90,630.15	7/8	90,862.11	7/8	91,094.08	7/8	91,326.04
15/16	90,173.47	15/16	90,405.43	15/16	90,637.40	15/16	90,869.36	15/16	91,101.33	15/16	91,333.29

This chart is Certified for Tank: 6 only. No changes are permissible without the written consent of GAUGE POINT CALIBRATION.

For calibration specification information, see certificate on page 1.

Tank No: 6
GAUGE POINT CALIBRATION
1-800-205-TANK

Red Hill, Pearl Harbor, HI

Issue Date: 12/22/2006

Capacities given in barrels of 42 U.S. gallons.

Gauge Height: 257'-07 7/8"

in/in	82 FT	in/in	82 FT	in/in	82 FT	in/in	82 FT	in/in	82 FT	in/in	83 FT
2	91,340.54	4	91,572.51	6	91,804.47	8	92,036.43	10	92,268.40	0	92,500.36
1/16	91,347.79	1/16	91,579.75	1/16	91,811.72	1/16	92,043.68	1/16	92,275.65	1/16	92,507.61
1/8	91,355.04	1/8	91,587.00	1/8	91,818.97	1/8	92,050.93	1/8	92,282.90	1/8	92,514.86
3/16	91,362.29	3/16	91,594.25	3/16	91,826.22	3/16	92,058.18	3/16	92,290.15	3/16	92,522.11
1/4	91,369.54	1/4	91,601.50	1/4	91,833.47	1/4	92,065.43	1/4	92,297.39	1/4	92,529.36
5/16	91,376.78	5/16	91,608.75	5/16	91,840.71	5/16	92,072.68	5/16	92,304.64	5/16	92,536.61
3/8	91,384.03	3/8	91,616.00	3/8	91,847.96	3/8	92,079.93	3/8	92,311.89	3/8	92,543.86
7/16	91,391.28	7/16	91,623.25	7/16	91,855.21	7/16	92,087.18	7/16	92,319.14	7/16	92,551.11
1/2	91,398.53	1/2	91,630.50	1/2	91,862.46	1/2	92,094.43	1/2	92,326.39	1/2	92,558.35
9/16	91,405.78	9/16	91,637.75	9/16	91,869.71	9/16	92,101.67	9/16	92,333.64	9/16	92,565.60
5/8	91,413.03	5/8	91,644.99	5/8	91,876.96	5/8	92,108.92	5/8	92,340.89	5/8	92,572.85
11/16	91,420.28	11/16	91,652.24	11/16	91,884.21	11/16	92,116.17	11/16	92,348.14	11/16	92,580.10
3/4	91,427.53	3/4	91,659.49	3/4	91,891.46	3/4	92,123.42	3/4	92,355.39	3/4	92,587.35
13/16	91,434.78	13/16	91,666.74	13/16	91,898.71	13/16	92,130.67	13/16	92,362.63	13/16	92,594.60
7/8	91,442.03	7/8	91,673.99	7/8	91,905.95	7/8	92,137.92	7/8	92,369.88	7/8	92,601.85
15/16	91,449.27	15/16	91,681.24	15/16	91,913.20	15/16	92,145.17	15/16	92,377.13	15/16	92,609.10
3	91,456.52	5	91,688.49	7	91,920.45	9	92,152.42	11	92,384.38	1	92,616.35
1/16	91,463.77	1/16	91,695.74	1/16	91,927.70	1/16	92,159.67	1/16	92,391.63	1/16	92,623.59
1/8	91,471.02	1/8	91,702.99	1/8	91,934.95	1/8	92,166.91	1/8	92,398.88	1/8	92,630.84
3/16	91,478.27	3/16	91,710.23	3/16	91,942.20	3/16	92,174.16	3/16	92,406.13	3/16	92,638.09
1/4	91,485.52	1/4	91,717.48	1/4	91,949.45	1/4	92,181.41	1/4	92,413.38	1/4	92,645.34
5/16	91,492.77	5/16	91,724.73	5/16	91,956.70	5/16	92,188.66	5/16	92,420.63	5/16	92,652.59
3/8	91,500.02	3/8	91,731.98	3/8	91,963.95	3/8	92,195.91	3/8	92,427.87	3/8	92,659.84
7/16	91,507.27	7/16	91,739.23	7/16	91,971.19	7/16	92,203.16	7/16	92,435.12	7/16	92,667.09
1/2	91,514.51	1/2	91,746.48	1/2	91,978.44	1/2	92,210.41	1/2	92,442.37	1/2	92,674.34
9/16	91,521.76	9/16	91,753.73	9/16	91,985.69	9/16	92,217.66	9/16	92,449.62	9/16	92,681.59
5/8	91,529.01	5/8	91,760.98	5/8	91,992.94	5/8	92,224.91	5/8	92,456.87	5/8	92,688.83
11/16	91,536.26	11/16	91,768.23	11/16	92,000.19	11/16	92,232.15	11/16	92,464.12	11/16	92,696.08
3/4	91,543.51	3/4	91,775.47	3/4	92,007.44	3/4	92,239.40	3/4	92,471.37	3/4	92,703.33
13/16	91,550.76	13/16	91,782.72	13/16	92,014.69	13/16	92,246.65	13/16	92,478.62	13/16	92,710.58
7/8	91,558.01	7/8	91,789.97	7/8	92,021.94	7/8	92,253.90	7/8	92,485.87	7/8	92,717.83
15/16	91,565.26	15/16	91,797.22	15/16	92,029.19	15/16	92,261.15	15/16	92,493.11	15/16	92,725.08

This chart is Certified for Tank: 6 only. No changes are permissible without the written consent of GAUGE POINT CALIBRATION.

For calibration specification information, see certificate on page 1.

Tank No: 6
GAUGE POINT CALIBRATION
1-800-205-TANK

Red Hill, Pearl Harbor, HI

Issue Date: 12/22/2006

Capacities given in barrels of 42 U.S. gallons.

Gauge Height: 257'-07 7/8"

in/in	83 FT	in/in	83 FT	in/in	83 FT	in/in	83 FT	in/in	83 FT	in/in	84 FT
2	92,732.33	4	92,964.29	6	93,196.26	8	93,427.98	10	93,659.70	0	93,891.42
1/16	92,739.58	1/16	92,971.54	1/16	93,203.50	1/16	93,435.22	1/16	93,666.94	1/16	93,898.66
1/8	92,746.83	1/8	92,978.79	1/8	93,210.74	1/8	93,442.46	1/8	93,674.18	1/8	93,905.90
3/16	92,754.07	3/16	92,986.04	3/16	93,217.98	3/16	93,449.70	3/16	93,681.42	3/16	93,913.14
1/4	92,761.32	1/4	92,993.29	1/4	93,225.22	1/4	93,456.94	1/4	93,688.66	1/4	93,920.38
5/16	92,768.57	5/16	93,000.54	5/16	93,232.46	5/16	93,464.18	5/16	93,695.90	5/16	93,927.63
3/8	92,775.82	3/8	93,007.79	3/8	93,239.70	3/8	93,471.43	3/8	93,703.15	3/8	93,934.87
7/16	92,783.07	7/16	93,015.03	7/16	93,246.95	7/16	93,478.67	7/16	93,710.39	7/16	93,942.11
1/2	92,790.32	1/2	93,022.28	1/2	93,254.19	1/2	93,485.91	1/2	93,717.63	1/2	93,949.35
9/16	92,797.57	9/16	93,029.53	9/16	93,261.43	9/16	93,493.15	9/16	93,724.87	9/16	93,956.59
5/8	92,804.82	5/8	93,036.78	5/8	93,268.67	5/8	93,500.39	5/8	93,732.11	5/8	93,963.83
11/16	92,812.07	11/16	93,044.03	11/16	93,275.91	11/16	93,507.63	11/16	93,739.35	11/16	93,971.07
3/4	92,819.31	3/4	93,051.28	3/4	93,283.15	3/4	93,514.87	3/4	93,746.59	3/4	93,978.31
13/16	92,826.56	13/16	93,058.53	13/16	93,290.39	13/16	93,522.11	13/16	93,753.83	13/16	93,985.56
7/8	92,833.81	7/8	93,065.78	7/8	93,297.64	7/8	93,529.36	7/8	93,761.08	7/8	93,992.80
15/16	92,841.06	15/16	93,073.03	15/16	93,304.88	15/16	93,536.60	15/16	93,768.32	15/16	94,000.04
3	92,848.31	5	93,080.28	7	93,312.12	9	93,543.84	11	93,775.56	1	94,007.28
1/16	92,855.56	1/16	93,087.52	1/16	93,319.36	1/16	93,551.08	1/16	93,782.80	1/16	94,014.52
1/8	92,862.81	1/8	93,094.77	1/8	93,326.60	1/8	93,558.32	1/8	93,790.04	1/8	94,021.76
3/16	92,870.06	3/16	93,102.02	3/16	93,333.84	3/16	93,565.56	3/16	93,797.28	3/16	94,029.00
1/4	92,877.31	1/4	93,109.27	1/4	93,341.08	1/4	93,572.80	1/4	93,804.52	1/4	94,036.24
5/16	92,884.55	5/16	93,116.52	5/16	93,348.32	5/16	93,580.04	5/16	93,811.77	5/16	94,043.49
3/8	92,891.80	3/8	93,123.77	3/8	93,355.57	3/8	93,587.29	3/8	93,819.01	3/8	94,050.73
7/16	92,899.05	7/16	93,131.02	7/16	93,362.81	7/16	93,594.53	7/16	93,826.25	7/16	94,057.97
1/2	92,906.30	1/2	93,138.27	1/2	93,370.05	1/2	93,601.77	1/2	93,833.49	1/2	94,065.21
9/16	92,913.55	9/16	93,145.52	9/16	93,377.29	9/16	93,609.01	9/16	93,840.73	9/16	94,072.45
5/8	92,920.80	5/8	93,152.76	5/8	93,384.53	5/8	93,616.25	5/8	93,847.97	5/8	94,079.69
11/16	92,928.05	11/16	93,160.01	11/16	93,391.77	11/16	93,623.49	11/16	93,855.21	11/16	94,086.93
3/4	92,935.30	3/4	93,167.26	3/4	93,399.01	3/4	93,630.73	3/4	93,862.45	3/4	94,094.17
13/16	92,942.55	13/16	93,174.51	13/16	93,406.25	13/16	93,637.97	13/16	93,869.70	13/16	94,101.42
7/8	92,949.79	7/8	93,181.76	7/8	93,413.50	7/8	93,645.22	7/8	93,876.94	7/8	94,108.66
15/16	92,957.04	15/16	93,189.01	15/16	93,420.74	15/16	93,652.46	15/16	93,884.18	15/16	94,115.90

This chart is Certified for Tank: 6 only. No changes are permissible without the written consent of GAUGE POINT CALIBRATION.

For calibration specification information, see certificate on page 1.

Tank No: 6
GAUGE POINT CALIBRATION
1-800-205-TANK

Red Hill, Pearl Harbor, HI

Issue Date: 12/22/2006

Capacities given in barrels of 42 U.S. gallons.

Gauge Height: 257'-07 7/8"

in/in	84 FT	in/in	84 FT	in/in	84 FT	in/in	84 FT	in/in	84 FT	in/in	85 FT
2	94,123.14	4	94,354.86	6	94,586.58	8	94,818.30	10	95,050.02	0	95,281.74
1/16	94,130.38	1/16	94,362.10	1/16	94,593.82	1/16	94,825.54	1/16	95,057.26	1/16	95,288.98
1/8	94,137.62	1/8	94,369.34	1/8	94,601.06	1/8	94,832.78	1/8	95,064.50	1/8	95,296.23
3/16	94,144.86	3/16	94,376.58	3/16	94,608.30	3/16	94,840.03	3/16	95,071.75	3/16	95,303.47
1/4	94,152.10	1/4	94,383.83	1/4	94,615.55	1/4	94,847.27	1/4	95,078.99	1/4	95,310.71
5/16	94,159.35	5/16	94,391.07	5/16	94,622.79	5/16	94,854.51	5/16	95,086.23	5/16	95,317.95
3/8	94,166.59	3/8	94,398.31	3/8	94,630.03	3/8	94,861.75	3/8	95,093.47	3/8	95,325.19
7/16	94,173.83	7/16	94,405.55	7/16	94,637.27	7/16	94,868.99	7/16	95,100.71	7/16	95,332.43
1/2	94,181.07	1/2	94,412.79	1/2	94,644.51	1/2	94,876.23	1/2	95,107.95	1/2	95,339.67
9/16	94,188.31	9/16	94,420.03	9/16	94,651.75	9/16	94,883.47	9/16	95,115.19	9/16	95,346.91
5/8	94,195.55	5/8	94,427.27	5/8	94,658.99	5/8	94,890.71	5/8	95,122.43	5/8	95,354.16
11/16	94,202.79	11/16	94,434.51	11/16	94,666.23	11/16	94,897.96	11/16	95,129.68	11/16	95,361.40
3/4	94,210.03	3/4	94,441.76	3/4	94,673.48	3/4	94,905.20	3/4	95,136.92	3/4	95,368.64
13/16	94,217.28	13/16	94,449.00	13/16	94,680.72	13/16	94,912.44	13/16	95,144.16	13/16	95,375.88
7/8	94,224.52	7/8	94,456.24	7/8	94,687.96	7/8	94,919.68	7/8	95,151.40	7/8	95,383.12
15/16	94,231.76	15/16	94,463.48	15/16	94,695.20	15/16	94,926.92	15/16	95,158.64	15/16	95,390.36
3	94,239.00	5	94,470.72	7	94,702.44	9	94,934.16	11	95,165.88	1	95,397.60
1/16	94,246.24	1/16	94,477.96	1/16	94,709.68	1/16	94,941.40	1/16	95,173.12	1/16	95,404.84
1/8	94,253.48	1/8	94,485.20	1/8	94,716.92	1/8	94,948.64	1/8	95,180.36	1/8	95,412.09
3/16	94,260.72	3/16	94,492.44	3/16	94,724.17	3/16	94,955.89	3/16	95,187.61	3/16	95,419.33
1/4	94,267.97	1/4	94,499.69	1/4	94,731.41	1/4	94,963.13	1/4	95,194.85	1/4	95,426.57
5/16	94,275.21	5/16	94,506.93	5/16	94,738.65	5/16	94,970.37	5/16	95,202.09	5/16	95,433.81
3/8	94,282.45	3/8	94,514.17	3/8	94,745.89	3/8	94,977.61	3/8	95,209.33	3/8	95,441.05
7/16	94,289.69	7/16	94,521.41	7/16	94,753.13	7/16	94,984.85	7/16	95,216.57	7/16	95,448.29
1/2	94,296.93	1/2	94,528.65	1/2	94,760.37	1/2	94,992.09	1/2	95,223.81	1/2	95,455.53
9/16	94,304.17	9/16	94,535.89	9/16	94,767.61	9/16	94,999.33	9/16	95,231.05	9/16	95,462.77
5/8	94,311.41	5/8	94,543.13	5/8	94,774.85	5/8	95,006.57	5/8	95,238.30	5/8	95,470.02
11/16	94,318.65	11/16	94,550.37	11/16	94,782.10	11/16	95,013.82	11/16	95,245.54	11/16	95,477.26
3/4	94,325.90	3/4	94,557.62	3/4	94,789.34	3/4	95,021.06	3/4	95,252.78	3/4	95,484.50
13/16	94,333.14	13/16	94,564.86	13/16	94,796.58	13/16	95,028.30	13/16	95,260.02	13/16	95,491.74
7/8	94,340.38	7/8	94,572.10	7/8	94,803.82	7/8	95,035.54	7/8	95,267.26	7/8	95,498.98
15/16	94,347.62	15/16	94,579.34	15/16	94,811.06	15/16	95,042.78	15/16	95,274.50	15/16	95,506.22

This chart is Certified for Tank: 6 only. No changes are permissible without the written consent of GAUGE POINT CALIBRATION.

For calibration specification information, see certificate on page 1.

Tank No: 6
GAUGE POINT CALIBRATION
1-800-205-TANK

Red Hill, Pearl Harbor, HI

Issue Date: 12/22/2006

Capacities given in barrels of 42 U.S. gallons.

Gauge Height: 257'-07 7/8"

in/in	85 FT	in/in	85 FT	in/in	85 FT	in/in	85 FT	in/in	85 FT	in/in	86 FT
2	95,513.46	4	95,745.18	6	95,976.90	8	96,208.63	10	96,440.35	0	96,672.07
1/16	95,520.70	1/16	95,752.43	1/16	95,984.15	1/16	96,215.87	1/16	96,447.59	1/16	96,679.31
1/8	95,527.95	1/8	95,759.67	1/8	95,991.39	1/8	96,223.11	1/8	96,454.83	1/8	96,686.55
3/16	95,535.19	3/16	95,766.91	3/16	95,998.63	3/16	96,230.35	3/16	96,462.07	3/16	96,693.79
1/4	95,542.43	1/4	95,774.15	1/4	96,005.87	1/4	96,237.59	1/4	96,469.31	1/4	96,701.03
5/16	95,549.67	5/16	95,781.39	5/16	96,013.11	5/16	96,244.83	5/16	96,476.55	5/16	96,708.27
3/8	95,556.91	3/8	95,788.63	3/8	96,020.35	3/8	96,252.07	3/8	96,483.79	3/8	96,715.51
7/16	95,564.15	7/16	95,795.87	7/16	96,027.59	7/16	96,259.31	7/16	96,491.03	7/16	96,722.76
1/2	95,571.39	1/2	95,803.11	1/2	96,034.83	1/2	96,266.56	1/2	96,498.28	1/2	96,730.00
9/16	95,578.63	9/16	95,810.36	9/16	96,042.08	9/16	96,273.80	9/16	96,505.52	9/16	96,737.24
5/8	95,585.88	5/8	95,817.60	5/8	96,049.32	5/8	96,281.04	5/8	96,512.76	5/8	96,744.48
11/16	95,593.12	11/16	95,824.84	11/16	96,056.56	11/16	96,288.28	11/16	96,520.00	11/16	96,751.72
3/4	95,600.36	3/4	95,832.08	3/4	96,063.80	3/4	96,295.52	3/4	96,527.24	3/4	96,758.96
13/16	95,607.60	13/16	95,839.32	13/16	96,071.04	13/16	96,302.76	13/16	96,534.48	13/16	96,766.20
7/8	95,614.84	7/8	95,846.56	7/8	96,078.28	7/8	96,310.00	7/8	96,541.72	7/8	96,773.44
15/16	95,622.08	15/16	95,853.80	15/16	96,085.52	15/16	96,317.24	15/16	96,548.96	15/16	96,780.69
3	95,629.32	5	95,861.04	7	96,092.76	9	96,324.49	11	96,556.21	1	96,787.93
1/16	95,636.56	1/16	95,868.29	1/16	96,100.01	1/16	96,331.73	1/16	96,563.45	1/16	96,795.17
1/8	95,643.81	1/8	95,875.53	1/8	96,107.25	1/8	96,338.97	1/8	96,570.69	1/8	96,802.41
3/16	95,651.05	3/16	95,882.77	3/16	96,114.49	3/16	96,346.21	3/16	96,577.93	3/16	96,809.65
1/4	95,658.29	1/4	95,890.01	1/4	96,121.73	1/4	96,353.45	1/4	96,585.17	1/4	96,816.89
5/16	95,665.53	5/16	95,897.25	5/16	96,128.97	5/16	96,360.69	5/16	96,592.41	5/16	96,824.13
3/8	95,672.77	3/8	95,904.49	3/8	96,136.21	3/8	96,367.93	3/8	96,599.65	3/8	96,831.37
7/16	95,680.01	7/16	95,911.73	7/16	96,143.45	7/16	96,375.17	7/16	96,606.89	7/16	96,838.62
1/2	95,687.25	1/2	95,918.97	1/2	96,150.69	1/2	96,382.42	1/2	96,614.14	1/2	96,845.86
9/16	95,694.50	9/16	95,926.22	9/16	96,157.94	9/16	96,389.66	9/16	96,621.38	9/16	96,853.10
5/8	95,701.74	5/8	95,933.46	5/8	96,165.18	5/8	96,396.90	5/8	96,628.62	5/8	96,860.34
11/16	95,708.98	11/16	95,940.70	11/16	96,172.42	11/16	96,404.14	11/16	96,635.86	11/16	96,867.58
3/4	95,716.22	3/4	95,947.94	3/4	96,179.66	3/4	96,411.38	3/4	96,643.10	3/4	96,874.82
13/16	95,723.46	13/16	95,955.18	13/16	96,186.90	13/16	96,418.62	13/16	96,650.34	13/16	96,882.06
7/8	95,730.70	7/8	95,962.42	7/8	96,194.14	7/8	96,425.86	7/8	96,657.58	7/8	96,889.30
15/16	95,737.94	15/16	95,969.66	15/16	96,201.38	15/16	96,433.10	15/16	96,664.83	15/16	96,896.55

This chart is Certified for Tank: 6 only. No changes are permissible without the written consent of GAUGE POINT CALIBRATION.

For calibration specification information, see certificate on page 1.

Tank No: 6
GAUGE POINT CALIBRATION
1-800-205-TANK

Red Hill, Pearl Harbor, HI

Issue Date: 12/22/2006

Capacities given in barrels of 42 U.S. gallons.

Gauge Height: 257'-07 7/8"

in/in	86 FT	in/in	86 FT	in/in	86 FT	in/in	86 FT	in/in	86 FT	in/in	87 FT
2	96,903.79	4	97,135.51	6	97,367.23	8	97,598.95	10	97,830.67	0	98,062.39
1/16	96,911.03	1/16	97,142.75	1/16	97,374.47	1/16	97,606.19	1/16	97,837.91	1/16	98,069.63
1/8	96,918.27	1/8	97,149.99	1/8	97,381.71	1/8	97,613.43	1/8	97,845.15	1/8	98,076.87
3/16	96,925.51	3/16	97,157.23	3/16	97,388.95	3/16	97,620.67	3/16	97,852.39	3/16	98,084.11
1/4	96,932.75	1/4	97,164.47	1/4	97,396.19	1/4	97,627.91	1/4	97,859.63	1/4	98,091.35
5/16	96,939.99	5/16	97,171.71	5/16	97,403.43	5/16	97,635.16	5/16	97,866.88	5/16	98,098.60
3/8	96,947.23	3/8	97,178.96	3/8	97,410.68	3/8	97,642.40	3/8	97,874.12	3/8	98,105.84
7/16	96,954.48	7/16	97,186.20	7/16	97,417.92	7/16	97,649.64	7/16	97,881.36	7/16	98,113.08
1/2	96,961.72	1/2	97,193.44	1/2	97,425.16	1/2	97,656.88	1/2	97,888.60	1/2	98,120.32
9/16	96,968.96	9/16	97,200.68	9/16	97,432.40	9/16	97,664.12	9/16	97,895.84	9/16	98,127.56
5/8	96,976.20	5/8	97,207.92	5/8	97,439.64	5/8	97,671.36	5/8	97,903.08	5/8	98,134.80
11/16	96,983.44	11/16	97,215.16	11/16	97,446.88	11/16	97,678.60	11/16	97,910.32	11/16	98,142.04
3/4	96,990.68	3/4	97,222.40	3/4	97,454.12	3/4	97,685.84	3/4	97,917.56	3/4	98,149.29
13/16	96,997.92	13/16	97,229.64	13/16	97,461.36	13/16	97,693.09	13/16	97,924.81	13/16	98,156.53
7/8	97,005.16	7/8	97,236.89	7/8	97,468.61	7/8	97,700.33	7/8	97,932.05	7/8	98,163.77
15/16	97,012.41	15/16	97,244.13	15/16	97,475.85	15/16	97,707.57	15/16	97,939.29	15/16	98,171.01
3	97,019.65	5	97,251.37	7	97,483.09	9	97,714.81	11	97,946.53	1	98,178.25
1/16	97,026.89	1/16	97,258.61	1/16	97,490.33	1/16	97,722.05	1/16	97,953.77	1/16	98,185.49
1/8	97,034.13	1/8	97,265.85	1/8	97,497.57	1/8	97,729.29	1/8	97,961.01	1/8	98,192.73
3/16	97,041.37	3/16	97,273.09	3/16	97,504.81	3/16	97,736.53	3/16	97,968.25	3/16	98,199.97
1/4	97,048.61	1/4	97,280.33	1/4	97,512.05	1/4	97,743.77	1/4	97,975.49	1/4	98,207.22
5/16	97,055.85	5/16	97,287.57	5/16	97,519.29	5/16	97,751.02	5/16	97,982.74	5/16	98,214.46
3/8	97,063.09	3/8	97,294.82	3/8	97,526.54	3/8	97,758.26	3/8	97,989.98	3/8	98,221.70
7/16	97,070.34	7/16	97,302.06	7/16	97,533.78	7/16	97,765.50	7/16	97,997.22	7/16	98,228.94
1/2	97,077.58	1/2	97,309.30	1/2	97,541.02	1/2	97,772.74	1/2	98,004.46	1/2	98,236.18
9/16	97,084.82	9/16	97,316.54	9/16	97,548.26	9/16	97,779.98	9/16	98,011.70	9/16	98,243.42
5/8	97,092.06	5/8	97,323.78	5/8	97,555.50	5/8	97,787.22	5/8	98,018.94	5/8	98,250.66
11/16	97,099.30	11/16	97,331.02	11/16	97,562.74	11/16	97,794.46	11/16	98,026.18	11/16	98,257.90
3/4	97,106.54	3/4	97,338.26	3/4	97,569.98	3/4	97,801.70	3/4	98,033.42	3/4	98,265.15
13/16	97,113.78	13/16	97,345.50	13/16	97,577.22	13/16	97,808.95	13/16	98,040.67	13/16	98,272.39
7/8	97,121.02	7/8	97,352.75	7/8	97,584.47	7/8	97,816.19	7/8	98,047.91	7/8	98,279.63
15/16	97,128.27	15/16	97,359.99	15/16	97,591.71	15/16	97,823.43	15/16	98,055.15	15/16	98,286.87

This chart is Certified for Tank: 6 only. No changes are permissible without the written consent of GAUGE POINT CALIBRATION.

For calibration specification information, see certificate on page 1.

Tank No: 6
GAUGE POINT CALIBRATION
1-800-205-TANK

Red Hill, Pearl Harbor, HI

Issue Date: 12/22/2006

Capacities given in barrels of 42 U.S. gallons.

Gauge Height: 257'-07 7/8"

in/in	87 FT	in/in	87 FT	in/in	87 FT	in/in	87 FT	in/in	87 FT	in/in	88 FT
2	98,294.11	4	98,525.83	6	98,757.55	8	98,989.27	10	99,220.99	0	99,452.71
1/16	98,301.35	1/16	98,533.07	1/16	98,764.79	1/16	98,996.51	1/16	99,228.23	1/16	99,459.95
1/8	98,308.59	1/8	98,540.31	1/8	98,772.03	1/8	99,003.75	1/8	99,235.48	1/8	99,467.20
3/16	98,315.83	3/16	98,547.55	3/16	98,779.28	3/16	99,011.00	3/16	99,242.72	3/16	99,474.44
1/4	98,323.08	1/4	98,554.80	1/4	98,786.52	1/4	99,018.24	1/4	99,249.96	1/4	99,481.68
5/16	98,330.32	5/16	98,562.04	5/16	98,793.76	5/16	99,025.48	5/16	99,257.20	5/16	99,488.92
3/8	98,337.56	3/8	98,569.28	3/8	98,801.00	3/8	99,032.72	3/8	99,264.44	3/8	99,496.16
7/16	98,344.80	7/16	98,576.52	7/16	98,808.24	7/16	99,039.96	7/16	99,271.68	7/16	99,503.40
1/2	98,352.04	1/2	98,583.76	1/2	98,815.48	1/2	99,047.20	1/2	99,278.92	1/2	99,510.64
9/16	98,359.28	9/16	98,591.00	9/16	98,822.72	9/16	99,054.44	9/16	99,286.16	9/16	99,517.88
5/8	98,366.52	5/8	98,598.24	5/8	98,829.96	5/8	99,061.68	5/8	99,293.41	5/8	99,525.13
11/16	98,373.76	11/16	98,605.49	11/16	98,837.21	11/16	99,068.93	11/16	99,300.65	11/16	99,532.37
3/4	98,381.01	3/4	98,612.73	3/4	98,844.45	3/4	99,076.17	3/4	99,307.89	3/4	99,539.61
13/16	98,388.25	13/16	98,619.97	13/16	98,851.69	13/16	99,083.41	13/16	99,315.13	13/16	99,546.85
7/8	98,395.49	7/8	98,627.21	7/8	98,858.93	7/8	99,090.65	7/8	99,322.37	7/8	99,554.09
15/16	98,402.73	15/16	98,634.45	15/16	98,866.17	15/16	99,097.89	15/16	99,329.61	15/16	99,561.33
3	98,409.97	5	98,641.69	7	98,873.41	9	99,105.13	11	99,336.85	1	99,568.57
1/16	98,417.21	1/16	98,648.93	1/16	98,880.65	1/16	99,112.37	1/16	99,344.09	1/16	99,575.82
1/8	98,424.45	1/8	98,656.17	1/8	98,887.89	1/8	99,119.62	1/8	99,351.34	1/8	99,583.06
3/16	98,431.69	3/16	98,663.42	3/16	98,895.14	3/16	99,126.86	3/16	99,358.58	3/16	99,590.30
1/4	98,438.94	1/4	98,670.66	1/4	98,902.38	1/4	99,134.10	1/4	99,365.82	1/4	99,597.54
5/16	98,446.18	5/16	98,677.90	5/16	98,909.62	5/16	99,141.34	5/16	99,373.06	5/16	99,604.78
3/8	98,453.42	3/8	98,685.14	3/8	98,916.86	3/8	99,148.58	3/8	99,380.30	3/8	99,612.02
7/16	98,460.66	7/16	98,692.38	7/16	98,924.10	7/16	99,155.82	7/16	99,387.54	7/16	99,619.26
1/2	98,467.90	1/2	98,699.62	1/2	98,931.34	1/2	99,163.06	1/2	99,394.78	1/2	99,626.50
9/16	98,475.14	9/16	98,706.86	9/16	98,938.58	9/16	99,170.30	9/16	99,402.02	9/16	99,633.75
5/8	98,482.38	5/8	98,714.10	5/8	98,945.82	5/8	99,177.55	5/8	99,409.27	5/8	99,640.99
11/16	98,489.62	11/16	98,721.35	11/16	98,953.07	11/16	99,184.79	11/16	99,416.51	11/16	99,648.23
3/4	98,496.87	3/4	98,728.59	3/4	98,960.31	3/4	99,192.03	3/4	99,423.75	3/4	99,655.47
13/16	98,504.11	13/16	98,735.83	13/16	98,967.55	13/16	99,199.27	13/16	99,430.99	13/16	99,662.71
7/8	98,511.35	7/8	98,743.07	7/8	98,974.79	7/8	99,206.51	7/8	99,438.23	7/8	99,669.95
15/16	98,518.59	15/16	98,750.31	15/16	98,982.03	15/16	99,213.75	15/16	99,445.47	15/16	99,677.19

This chart is Certified for Tank: 6 only. No changes are permissible without the written consent of GAUGE POINT CALIBRATION.

For calibration specification information, see certificate on page 1.

Tank No: 6
GAUGE POINT CALIBRATION
1-800-205-TANK

Red Hill, Pearl Harbor, HI

Issue Date: 12/22/2006

Capacities given in barrels of 42 U.S. gallons.

Gauge Height: 257'-07 7/8"

in/in	88 FT	in/in	88 FT	in/in	88 FT	in/in	88 FT	in/in	88 FT	in/in	89 FT
2	99,684.43	4	99,916.15	6	100,147.88	8	100,379.27	10	100,610.67	0	100,842.06
1/16	99,691.68	1/16	99,923.40	1/16	100,155.11	1/16	100,386.50	1/16	100,617.90	1/16	100,849.29
1/8	99,698.92	1/8	99,930.64	1/8	100,162.34	1/8	100,393.73	1/8	100,625.13	1/8	100,856.52
3/16	99,706.16	3/16	99,937.88	3/16	100,169.57	3/16	100,400.96	3/16	100,632.36	3/16	100,863.75
1/4	99,713.40	1/4	99,945.12	1/4	100,176.80	1/4	100,408.19	1/4	100,639.59	1/4	100,870.99
5/16	99,720.64	5/16	99,952.36	5/16	100,184.03	5/16	100,415.43	5/16	100,646.82	5/16	100,878.22
3/8	99,727.88	3/8	99,959.60	3/8	100,191.26	3/8	100,422.66	3/8	100,654.05	3/8	100,885.45
7/16	99,735.12	7/16	99,966.84	7/16	100,198.49	7/16	100,429.89	7/16	100,661.28	7/16	100,892.68
1/2	99,742.36	1/2	99,974.08	1/2	100,205.72	1/2	100,437.12	1/2	100,668.51	1/2	100,899.91
9/16	99,749.61	9/16	99,981.33	9/16	100,212.96	9/16	100,444.35	9/16	100,675.75	9/16	100,907.14
5/8	99,756.85	5/8	99,988.57	5/8	100,220.19	5/8	100,451.58	5/8	100,682.98	5/8	100,914.37
11/16	99,764.09	11/16	99,995.81	11/16	100,227.42	11/16	100,458.81	11/16	100,690.21	11/16	100,921.60
3/4	99,771.33	3/4	100,003.05	3/4	100,234.65	3/4	100,466.04	3/4	100,697.44	3/4	100,928.83
13/16	99,778.57	13/16	100,010.29	13/16	100,241.88	13/16	100,473.27	13/16	100,704.67	13/16	100,936.07
7/8	99,785.81	7/8	100,017.53	7/8	100,249.11	7/8	100,480.51	7/8	100,711.90	7/8	100,943.30
15/16	99,793.05	15/16	100,024.77	15/16	100,256.34	15/16	100,487.74	15/16	100,719.13	15/16	100,950.53
3	99,800.29	5	100,032.02	7	100,263.57	9	100,494.97	11	100,726.36	1	100,957.76
1/16	99,807.54	1/16	100,039.26	1/16	100,270.80	1/16	100,502.20	1/16	100,733.59	1/16	100,964.99
1/8	99,814.78	1/8	100,046.50	1/8	100,278.04	1/8	100,509.43	1/8	100,740.83	1/8	100,972.22
3/16	99,822.02	3/16	100,053.74	3/16	100,285.27	3/16	100,516.66	3/16	100,748.06	3/16	100,979.45
1/4	99,829.26	1/4	100,060.98	1/4	100,292.50	1/4	100,523.89	1/4	100,755.29	1/4	100,986.68
5/16	99,836.50	5/16	100,068.22	5/16	100,299.73	5/16	100,531.12	5/16	100,762.52	5/16	100,993.91
3/8	99,843.74	3/8	100,075.46	3/8	100,306.96	3/8	100,538.35	3/8	100,769.75	3/8	101,001.15
7/16	99,850.98	7/16	100,082.70	7/16	100,314.19	7/16	100,545.59	7/16	100,776.98	7/16	101,008.38
1/2	99,858.22	1/2	100,089.95	1/2	100,321.42	1/2	100,552.82	1/2	100,784.21	1/2	101,015.61
9/16	99,865.47	9/16	100,097.19	9/16	100,328.65	9/16	100,560.05	9/16	100,791.44	9/16	101,022.84
5/8	99,872.71	5/8	100,104.43	5/8	100,335.88	5/8	100,567.28	5/8	100,798.67	5/8	101,030.07
11/16	99,879.95	11/16	100,111.67	11/16	100,343.12	11/16	100,574.51	11/16	100,805.91	11/16	101,037.30
3/4	99,887.19	3/4	100,118.91	3/4	100,350.35	3/4	100,581.74	3/4	100,813.14	3/4	101,044.53
13/16	99,894.43	13/16	100,126.15	13/16	100,357.58	13/16	100,588.97	13/16	100,820.37	13/16	101,051.76
7/8	99,901.67	7/8	100,133.39	7/8	100,364.81	7/8	100,596.20	7/8	100,827.60	7/8	101,058.99
15/16	99,908.91	15/16	100,140.63	15/16	100,372.04	15/16	100,603.43	15/16	100,834.83	15/16	101,066.23

This chart is Certified for Tank: 6 only. No changes are permissible without the written consent of GAUGE POINT CALIBRATION.

For calibration specification information, see certificate on page 1.

Tank No: 6
GAUGE POINT CALIBRATION
1-800-205-TANK

Red Hill, Pearl Harbor, HI

Issue Date: 12/22/2006

Capacities given in barrels of 42 U.S. gallons.

Gauge Height: 257'-07 7/8"

in/in	89 FT	in/in	89 FT	in/in	89 FT	in/in	89 FT	in/in	89 FT	in/in	90 FT
2	101,073.46	4	101,304.85	6	101,536.25	8	101,767.64	10	101,999.04	0	102,230.43
1/16	101,080.69	1/16	101,312.08	1/16	101,543.48	1/16	101,774.87	1/16	102,006.27	1/16	102,237.66
1/8	101,087.92	1/8	101,319.31	1/8	101,550.71	1/8	101,782.10	1/8	102,013.50	1/8	102,244.89
3/16	101,095.15	3/16	101,326.54	3/16	101,557.94	3/16	101,789.34	3/16	102,020.73	3/16	102,252.13
1/4	101,102.38	1/4	101,333.78	1/4	101,565.17	1/4	101,796.57	1/4	102,027.96	1/4	102,259.36
5/16	101,109.61	5/16	101,341.01	5/16	101,572.40	5/16	101,803.80	5/16	102,035.19	5/16	102,266.59
3/8	101,116.84	3/8	101,348.24	3/8	101,579.63	3/8	101,811.03	3/8	102,042.42	3/8	102,273.82
7/16	101,124.07	7/16	101,355.47	7/16	101,586.86	7/16	101,818.26	7/16	102,049.65	7/16	102,281.05
1/2	101,131.30	1/2	101,362.70	1/2	101,594.10	1/2	101,825.49	1/2	102,056.89	1/2	102,288.28
9/16	101,138.54	9/16	101,369.93	9/16	101,601.33	9/16	101,832.72	9/16	102,064.12	9/16	102,295.51
5/8	101,145.77	5/8	101,377.16	5/8	101,608.56	5/8	101,839.95	5/8	102,071.35	5/8	102,302.74
11/16	101,153.00	11/16	101,384.39	11/16	101,615.79	11/16	101,847.18	11/16	102,078.58	11/16	102,309.97
3/4	101,160.23	3/4	101,391.62	3/4	101,623.02	3/4	101,854.41	3/4	102,085.81	3/4	102,317.21
13/16	101,167.46	13/16	101,398.86	13/16	101,630.25	13/16	101,861.65	13/16	102,093.04	13/16	102,324.44
7/8	101,174.69	7/8	101,406.09	7/8	101,637.48	7/8	101,868.88	7/8	102,100.27	7/8	102,331.67
15/16	101,181.92	15/16	101,413.32	15/16	101,644.71	15/16	101,876.11	15/16	102,107.50	15/16	102,338.90
3	101,189.15	5	101,420.55	7	101,651.94	9	101,883.34	11	102,114.73	1	102,346.13
1/16	101,196.38	1/16	101,427.78	1/16	101,659.18	1/16	101,890.57	1/16	102,121.97	1/16	102,353.36
1/8	101,203.62	1/8	101,435.01	1/8	101,666.41	1/8	101,897.80	1/8	102,129.20	1/8	102,360.59
3/16	101,210.85	3/16	101,442.24	3/16	101,673.64	3/16	101,905.03	3/16	102,136.43	3/16	102,367.82
1/4	101,218.08	1/4	101,449.47	1/4	101,680.87	1/4	101,912.26	1/4	102,143.66	1/4	102,375.05
5/16	101,225.31	5/16	101,456.70	5/16	101,688.10	5/16	101,919.49	5/16	102,150.89	5/16	102,382.29
3/8	101,232.54	3/8	101,463.94	3/8	101,695.33	3/8	101,926.73	3/8	102,158.12	3/8	102,389.52
7/16	101,239.77	7/16	101,471.17	7/16	101,702.56	7/16	101,933.96	7/16	102,165.35	7/16	102,396.75
1/2	101,247.00	1/2	101,478.40	1/2	101,709.79	1/2	101,941.19	1/2	102,172.58	1/2	102,403.98
9/16	101,254.23	9/16	101,485.63	9/16	101,717.02	9/16	101,948.42	9/16	102,179.81	9/16	102,411.21
5/8	101,261.46	5/8	101,492.86	5/8	101,724.26	5/8	101,955.65	5/8	102,187.05	5/8	102,418.44
11/16	101,268.70	11/16	101,500.09	11/16	101,731.49	11/16	101,962.88	11/16	102,194.28	11/16	102,425.67
3/4	101,275.93	3/4	101,507.32	3/4	101,738.72	3/4	101,970.11	3/4	102,201.51	3/4	102,432.90
13/16	101,283.16	13/16	101,514.55	13/16	101,745.95	13/16	101,977.34	13/16	102,208.74	13/16	102,440.13
7/8	101,290.39	7/8	101,521.78	7/8	101,753.18	7/8	101,984.57	7/8	102,215.97	7/8	102,447.37
15/16	101,297.62	15/16	101,529.02	15/16	101,760.41	15/16	101,991.81	15/16	102,223.20	15/16	102,454.60

This chart is Certified for Tank: 6 only. No changes are permissible without the written consent of GAUGE POINT CALIBRATION.

For calibration specification information, see certificate on page 1.

Tank No: 6
GAUGE POINT CALIBRATION
1-800-205-TANK

Red Hill, Pearl Harbor, HI

Issue Date: 12/22/2006

Capacities given in barrels of 42 U.S. gallons.

Gauge Height: 257'-07 7/8"

in/in	90 FT	in/in	90 FT	in/in	90 FT	in/in	90 FT	in/in	90 FT	in/in	91 FT
2	102,461.83	4	102,693.22	6	102,924.62	8	103,156.01	10	103,387.41	0	103,618.80
1/16	102,469.06	1/16	102,700.45	1/16	102,931.85	1/16	103,163.24	1/16	103,394.64	1/16	103,626.03
1/8	102,476.29	1/8	102,707.68	1/8	102,939.08	1/8	103,170.48	1/8	103,401.87	1/8	103,633.27
3/16	102,483.52	3/16	102,714.92	3/16	102,946.31	3/16	103,177.71	3/16	103,409.10	3/16	103,640.50
1/4	102,490.75	1/4	102,722.15	1/4	102,953.54	1/4	103,184.94	1/4	103,416.33	1/4	103,647.73
5/16	102,497.98	5/16	102,729.38	5/16	102,960.77	5/16	103,192.17	5/16	103,423.56	5/16	103,654.96
3/8	102,505.21	3/8	102,736.61	3/8	102,968.00	3/8	103,199.40	3/8	103,430.79	3/8	103,662.19
7/16	102,512.45	7/16	102,743.84	7/16	102,975.24	7/16	103,206.63	7/16	103,438.03	7/16	103,669.42
1/2	102,519.68	1/2	102,751.07	1/2	102,982.47	1/2	103,213.86	1/2	103,445.26	1/2	103,676.65
9/16	102,526.91	9/16	102,758.30	9/16	102,989.70	9/16	103,221.09	9/16	103,452.49	9/16	103,683.88
5/8	102,534.14	5/8	102,765.53	5/8	102,996.93	5/8	103,228.32	5/8	103,459.72	5/8	103,691.11
11/16	102,541.37	11/16	102,772.76	11/16	103,004.16	11/16	103,235.56	11/16	103,466.95	11/16	103,698.35
3/4	102,548.60	3/4	102,780.00	3/4	103,011.39	3/4	103,242.79	3/4	103,474.18	3/4	103,705.58
13/16	102,555.83	13/16	102,787.23	13/16	103,018.62	13/16	103,250.02	13/16	103,481.41	13/16	103,712.81
7/8	102,563.06	7/8	102,794.46	7/8	103,025.85	7/8	103,257.25	7/8	103,488.64	7/8	103,720.04
15/16	102,570.29	15/16	102,801.69	15/16	103,033.08	15/16	103,264.48	15/16	103,495.87	15/16	103,727.27
3	102,577.52	5	102,808.92	7	103,040.32	9	103,271.71	11	103,503.11	1	103,734.50
1/16	102,584.76	1/16	102,816.15	1/16	103,047.55	1/16	103,278.94	1/16	103,510.34	1/16	103,741.73
1/8	102,591.99	1/8	102,823.38	1/8	103,054.78	1/8	103,286.17	1/8	103,517.57	1/8	103,748.96
3/16	102,599.22	3/16	102,830.61	3/16	103,062.01	3/16	103,293.40	3/16	103,524.80	3/16	103,756.19
1/4	102,606.45	1/4	102,837.84	1/4	103,069.24	1/4	103,300.63	1/4	103,532.03	1/4	103,763.43
5/16	102,613.68	5/16	102,845.08	5/16	103,076.47	5/16	103,307.87	5/16	103,539.26	5/16	103,770.66
3/8	102,620.91	3/8	102,852.31	3/8	103,083.70	3/8	103,315.10	3/8	103,546.49	3/8	103,777.89
7/16	102,628.14	7/16	102,859.54	7/16	103,090.93	7/16	103,322.33	7/16	103,553.72	7/16	103,785.12
1/2	102,635.37	1/2	102,866.77	1/2	103,098.16	1/2	103,329.56	1/2	103,560.95	1/2	103,792.35
9/16	102,642.60	9/16	102,874.00	9/16	103,105.40	9/16	103,336.79	9/16	103,568.19	9/16	103,799.58
5/8	102,649.84	5/8	102,881.23	5/8	103,112.63	5/8	103,344.02	5/8	103,575.42	5/8	103,806.81
11/16	102,657.07	11/16	102,888.46	11/16	103,119.86	11/16	103,351.25	11/16	103,582.65	11/16	103,814.04
3/4	102,664.30	3/4	102,895.69	3/4	103,127.09	3/4	103,358.48	3/4	103,589.88	3/4	103,821.27
13/16	102,671.53	13/16	102,902.92	13/16	103,134.32	13/16	103,365.71	13/16	103,597.11	13/16	103,828.51
7/8	102,678.76	7/8	102,910.16	7/8	103,141.55	7/8	103,372.95	7/8	103,604.34	7/8	103,835.74
15/16	102,685.99	15/16	102,917.39	15/16	103,148.78	15/16	103,380.18	15/16	103,611.57	15/16	103,842.97

This chart is Certified for Tank: 6 only. No changes are permissible without the written consent of GAUGE POINT CALIBRATION.

For calibration specification information, see certificate on page 1.

Tank No: 6
GAUGE POINT CALIBRATION
1-800-205-TANK

Red Hill, Pearl Harbor, HI

Issue Date: 12/22/2006

Capacities given in barrels of 42 U.S. gallons.

Gauge Height: 257'-07 7/8"

in/in	91 FT	in/in	91 FT	in/in	91 FT	in/in	91 FT	in/in	91 FT	in/in	92 FT
2	103,850.20	4	104,081.59	6	104,312.99	8	104,544.38	10	104,775.78	0	105,007.17
1/16	103,857.43	1/16	104,088.82	1/16	104,320.22	1/16	104,551.62	1/16	104,783.01	1/16	105,014.41
1/8	103,864.66	1/8	104,096.06	1/8	104,327.45	1/8	104,558.85	1/8	104,790.24	1/8	105,021.64
3/16	103,871.89	3/16	104,103.29	3/16	104,334.68	3/16	104,566.08	3/16	104,797.47	3/16	105,028.87
1/4	103,879.12	1/4	104,110.52	1/4	104,341.91	1/4	104,573.31	1/4	104,804.70	1/4	105,036.10
5/16	103,886.35	5/16	104,117.75	5/16	104,349.14	5/16	104,580.54	5/16	104,811.93	5/16	105,043.33
3/8	103,893.59	3/8	104,124.98	3/8	104,356.38	3/8	104,587.77	3/8	104,819.17	3/8	105,050.56
7/16	103,900.82	7/16	104,132.21	7/16	104,363.61	7/16	104,595.00	7/16	104,826.40	7/16	105,057.79
1/2	103,908.05	1/2	104,139.44	1/2	104,370.84	1/2	104,602.23	1/2	104,833.63	1/2	105,065.02
9/16	103,915.28	9/16	104,146.67	9/16	104,378.07	9/16	104,609.46	9/16	104,840.86	9/16	105,072.25
5/8	103,922.51	5/8	104,153.90	5/8	104,385.30	5/8	104,616.70	5/8	104,848.09	5/8	105,079.49
11/16	103,929.74	11/16	104,161.14	11/16	104,392.53	11/16	104,623.93	11/16	104,855.32	11/16	105,086.72
3/4	103,936.97	3/4	104,168.37	3/4	104,399.76	3/4	104,631.16	3/4	104,862.55	3/4	105,093.95
13/16	103,944.20	13/16	104,175.60	13/16	104,406.99	13/16	104,638.39	13/16	104,869.78	13/16	105,101.18
7/8	103,951.43	7/8	104,182.83	7/8	104,414.22	7/8	104,645.62	7/8	104,877.01	7/8	105,108.41
15/16	103,958.67	15/16	104,190.06	15/16	104,421.46	15/16	104,652.85	15/16	104,884.25	15/16	105,115.64
3	103,965.90	5	104,197.29	7	104,428.69	9	104,660.08	11	104,891.48	1	105,122.87
1/16	103,973.13	1/16	104,204.52	1/16	104,435.92	1/16	104,667.31	1/16	104,898.71	1/16	105,130.10
1/8	103,980.36	1/8	104,211.75	1/8	104,443.15	1/8	104,674.54	1/8	104,905.94	1/8	105,137.33
3/16	103,987.59	3/16	104,218.98	3/16	104,450.38	3/16	104,681.78	3/16	104,913.17	3/16	105,144.57
1/4	103,994.82	1/4	104,226.22	1/4	104,457.61	1/4	104,689.01	1/4	104,920.40	1/4	105,151.80
5/16	104,002.05	5/16	104,233.45	5/16	104,464.84	5/16	104,696.24	5/16	104,927.63	5/16	105,159.03
3/8	104,009.28	3/8	104,240.68	3/8	104,472.07	3/8	104,703.47	3/8	104,934.86	3/8	105,166.26
7/16	104,016.51	7/16	104,247.91	7/16	104,479.30	7/16	104,710.70	7/16	104,942.09	7/16	105,173.49
1/2	104,023.74	1/2	104,255.14	1/2	104,486.54	1/2	104,717.93	1/2	104,949.33	1/2	105,180.72
9/16	104,030.98	9/16	104,262.37	9/16	104,493.77	9/16	104,725.16	9/16	104,956.56	9/16	105,187.95
5/8	104,038.21	5/8	104,269.60	5/8	104,501.00	5/8	104,732.39	5/8	104,963.79	5/8	105,195.18
11/16	104,045.44	11/16	104,276.83	11/16	104,508.23	11/16	104,739.62	11/16	104,971.02	11/16	105,202.41
3/4	104,052.67	3/4	104,284.06	3/4	104,515.46	3/4	104,746.85	3/4	104,978.25	3/4	105,209.65
13/16	104,059.90	13/16	104,291.30	13/16	104,522.69	13/16	104,754.09	13/16	104,985.48	13/16	105,216.88
7/8	104,067.13	7/8	104,298.53	7/8	104,529.92	7/8	104,761.32	7/8	104,992.71	7/8	105,224.11
15/16	104,074.36	15/16	104,305.76	15/16	104,537.15	15/16	104,768.55	15/16	104,999.94	15/16	105,231.34

This chart is Certified for Tank: 6 only. No changes are permissible without the written consent of GAUGE POINT CALIBRATION.

For calibration specification information, see certificate on page 1.

Tank No: 6
GAUGE POINT CALIBRATION
1-800-205-TANK

Red Hill, Pearl Harbor, HI

Issue Date: 12/22/2006

Capacities given in barrels of 42 U.S. gallons.

Gauge Height: 257'-07 7/8"

in/in	92 FT	in/in	92 FT	in/in	92 FT	in/in	92 FT	in/in	92 FT	in/in	93 FT
2	105,238.57	4	105,469.96	6	105,701.36	8	105,932.76	10	106,164.15	0	106,395.55
1/16	105,245.80	1/16	105,477.20	1/16	105,708.59	1/16	105,939.99	1/16	106,171.38	1/16	106,402.78
1/8	105,253.03	1/8	105,484.43	1/8	105,715.82	1/8	105,947.22	1/8	106,178.61	1/8	106,410.01
3/16	105,260.26	3/16	105,491.66	3/16	105,723.05	3/16	105,954.45	3/16	106,185.84	3/16	106,417.24
1/4	105,267.49	1/4	105,498.89	1/4	105,730.28	1/4	105,961.68	1/4	106,193.07	1/4	106,424.47
5/16	105,274.73	5/16	105,506.12	5/16	105,737.52	5/16	105,968.91	5/16	106,200.31	5/16	106,431.70
3/8	105,281.96	3/8	105,513.35	3/8	105,744.75	3/8	105,976.14	3/8	106,207.54	3/8	106,438.93
7/16	105,289.19	7/16	105,520.58	7/16	105,751.98	7/16	105,983.37	7/16	106,214.77	7/16	106,446.16
1/2	105,296.42	1/2	105,527.81	1/2	105,759.21	1/2	105,990.60	1/2	106,222.00	1/2	106,453.39
9/16	105,303.65	9/16	105,535.04	9/16	105,766.44	9/16	105,997.84	9/16	106,229.23	9/16	106,460.63
5/8	105,310.88	5/8	105,542.28	5/8	105,773.67	5/8	106,005.07	5/8	106,236.46	5/8	106,467.86
11/16	105,318.11	11/16	105,549.51	11/16	105,780.90	11/16	106,012.30	11/16	106,243.69	11/16	106,475.09
3/4	105,325.34	3/4	105,556.74	3/4	105,788.13	3/4	106,019.53	3/4	106,250.92	3/4	106,482.32
13/16	105,332.57	13/16	105,563.97	13/16	105,795.36	13/16	106,026.76	13/16	106,258.15	13/16	106,489.55
7/8	105,339.81	7/8	105,571.20	7/8	105,802.60	7/8	106,033.99	7/8	106,265.39	7/8	106,496.78
15/16	105,347.04	15/16	105,578.43	15/16	105,809.83	15/16	106,041.22	15/16	106,272.62	15/16	106,504.01
3	105,354.27	5	105,585.66	7	105,817.06	9	106,048.45	11	106,279.85	1	106,511.24
1/16	105,361.50	1/16	105,592.89	1/16	105,824.29	1/16	106,055.68	1/16	106,287.08	1/16	106,518.47
1/8	105,368.73	1/8	105,600.12	1/8	105,831.52	1/8	106,062.92	1/8	106,294.31	1/8	106,525.71
3/16	105,375.96	3/16	105,607.36	3/16	105,838.75	3/16	106,070.15	3/16	106,301.54	3/16	106,532.94
1/4	105,383.19	1/4	105,614.59	1/4	105,845.98	1/4	106,077.38	1/4	106,308.77	1/4	106,540.17
5/16	105,390.42	5/16	105,621.82	5/16	105,853.21	5/16	106,084.61	5/16	106,316.00	5/16	106,547.40
3/8	105,397.65	3/8	105,629.05	3/8	105,860.44	3/8	106,091.84	3/8	106,323.23	3/8	106,554.63
7/16	105,404.89	7/16	105,636.28	7/16	105,867.68	7/16	106,099.07	7/16	106,330.47	7/16	106,561.86
1/2	105,412.12	1/2	105,643.51	1/2	105,874.91	1/2	106,106.30	1/2	106,337.70	1/2	106,569.09
9/16	105,419.35	9/16	105,650.74	9/16	105,882.14	9/16	106,113.53	9/16	106,344.93	9/16	106,576.32
5/8	105,426.58	5/8	105,657.97	5/8	105,889.37	5/8	106,120.76	5/8	106,352.16	5/8	106,583.55
11/16	105,433.81	11/16	105,665.20	11/16	105,896.60	11/16	106,128.00	11/16	106,359.39	11/16	106,590.79
3/4	105,441.04	3/4	105,672.44	3/4	105,903.83	3/4	106,135.23	3/4	106,366.62	3/4	106,598.02
13/16	105,448.27	13/16	105,679.67	13/16	105,911.06	13/16	106,142.46	13/16	106,373.85	13/16	106,605.25
7/8	105,455.50	7/8	105,686.90	7/8	105,918.29	7/8	106,149.69	7/8	106,381.08	7/8	106,612.48
15/16	105,462.73	15/16	105,694.13	15/16	105,925.52	15/16	106,156.92	15/16	106,388.31	15/16	106,619.71

This chart is Certified for Tank: 6 only. No changes are permissible without the written consent of GAUGE POINT CALIBRATION.

For calibration specification information, see certificate on page 1.

Tank No: 6
GAUGE POINT CALIBRATION
1-800-205-TANK

Red Hill, Pearl Harbor, HI

Issue Date: 12/22/2006

Capacities given in barrels of 42 U.S. gallons.

Gauge Height: 257'-07 7/8"

in/in	93 FT	in/in	93 FT	in/in	93 FT	in/in	93 FT	in/in	93 FT	in/in	94 FT
2	106,626.94	4	106,858.34	6	107,089.73	8	107,321.13	10	107,552.52	0	107,783.92
1/16	106,634.17	1/16	106,865.57	1/16	107,096.96	1/16	107,328.36	1/16	107,559.75	1/16	107,791.15
1/8	106,641.40	1/8	106,872.80	1/8	107,104.19	1/8	107,335.59	1/8	107,566.98	1/8	107,798.38
3/16	106,648.63	3/16	106,880.03	3/16	107,111.42	3/16	107,342.82	3/16	107,574.22	3/16	107,805.61
1/4	106,655.87	1/4	106,887.26	1/4	107,118.66	1/4	107,350.05	1/4	107,581.45	1/4	107,812.84
5/16	106,663.10	5/16	106,894.49	5/16	107,125.89	5/16	107,357.28	5/16	107,588.68	5/16	107,820.07
3/8	106,670.33	3/8	106,901.72	3/8	107,133.12	3/8	107,364.51	3/8	107,595.91	3/8	107,827.30
7/16	106,677.56	7/16	106,908.95	7/16	107,140.35	7/16	107,371.74	7/16	107,603.14	7/16	107,834.53
1/2	106,684.79	1/2	106,916.18	1/2	107,147.58	1/2	107,378.98	1/2	107,610.37	1/2	107,841.77
9/16	106,692.02	9/16	106,923.42	9/16	107,154.81	9/16	107,386.21	9/16	107,617.60	9/16	107,849.00
5/8	106,699.25	5/8	106,930.65	5/8	107,162.04	5/8	107,393.44	5/8	107,624.83	5/8	107,856.23
11/16	106,706.48	11/16	106,937.88	11/16	107,169.27	11/16	107,400.67	11/16	107,632.06	11/16	107,863.46
3/4	106,713.71	3/4	106,945.11	3/4	107,176.50	3/4	107,407.90	3/4	107,639.29	3/4	107,870.69
13/16	106,720.95	13/16	106,952.34	13/16	107,183.74	13/16	107,415.13	13/16	107,646.53	13/16	107,877.92
7/8	106,728.18	7/8	106,959.57	7/8	107,190.97	7/8	107,422.36	7/8	107,653.76	7/8	107,885.15
15/16	106,735.41	15/16	106,966.80	15/16	107,198.20	15/16	107,429.59	15/16	107,660.99	15/16	107,892.38
3	106,742.64	5	106,974.03	7	107,205.43	9	107,436.82	11	107,668.22	1	107,899.61
1/16	106,749.87	1/16	106,981.26	1/16	107,212.66	1/16	107,444.06	1/16	107,675.45	1/16	107,906.85
1/8	106,757.10	1/8	106,988.50	1/8	107,219.89	1/8	107,451.29	1/8	107,682.68	1/8	107,914.08
3/16	106,764.33	3/16	106,995.73	3/16	107,227.12	3/16	107,458.52	3/16	107,689.91	3/16	107,921.31
1/4	106,771.56	1/4	107,002.96	1/4	107,234.35	1/4	107,465.75	1/4	107,697.14	1/4	107,928.54
5/16	106,778.79	5/16	107,010.19	5/16	107,241.58	5/16	107,472.98	5/16	107,704.37	5/16	107,935.77
3/8	106,786.03	3/8	107,017.42	3/8	107,248.82	3/8	107,480.21	3/8	107,711.61	3/8	107,943.00
7/16	106,793.26	7/16	107,024.65	7/16	107,256.05	7/16	107,487.44	7/16	107,718.84	7/16	107,950.23
1/2	106,800.49	1/2	107,031.88	1/2	107,263.28	1/2	107,494.67	1/2	107,726.07	1/2	107,957.46
9/16	106,807.72	9/16	107,039.11	9/16	107,270.51	9/16	107,501.90	9/16	107,733.30	9/16	107,964.69
5/8	106,814.95	5/8	107,046.34	5/8	107,277.74	5/8	107,509.14	5/8	107,740.53	5/8	107,971.93
11/16	106,822.18	11/16	107,053.58	11/16	107,284.97	11/16	107,516.37	11/16	107,747.76	11/16	107,979.16
3/4	106,829.41	3/4	107,060.81	3/4	107,292.20	3/4	107,523.60	3/4	107,754.99	3/4	107,986.39
13/16	106,836.64	13/16	107,068.04	13/16	107,299.43	13/16	107,530.83	13/16	107,762.22	13/16	107,993.62
7/8	106,843.87	7/8	107,075.27	7/8	107,306.66	7/8	107,538.06	7/8	107,769.45	7/8	108,000.85
15/16	106,851.11	15/16	107,082.50	15/16	107,313.90	15/16	107,545.29	15/16	107,776.69	15/16	108,008.08

This chart is Certified for Tank: 6 only. No changes are permissible without the written consent of GAUGE POINT CALIBRATION.

For calibration specification information, see certificate on page 1.

Tank No: 6
GAUGE POINT CALIBRATION
1-800-205-TANK

Red Hill, Pearl Harbor, HI

Issue Date: 12/22/2006

Capacities given in barrels of 42 U.S. gallons.

Gauge Height: 257'-07 7/8"

in/in	94 FT	in/in	94 FT	in/in	94 FT	in/in	94 FT	in/in	94 FT	in/in	95 FT
2	108,015.31	4	108,246.71	6	108,478.10	8	108,709.50	10	108,940.89	0	109,172.29
1/16	108,022.54	1/16	108,253.94	1/16	108,485.33	1/16	108,716.73	1/16	108,948.12	1/16	109,179.52
1/8	108,029.77	1/8	108,261.17	1/8	108,492.56	1/8	108,723.96	1/8	108,955.36	1/8	109,186.75
3/16	108,037.01	3/16	108,268.40	3/16	108,499.80	3/16	108,731.19	3/16	108,962.59	3/16	109,193.98
1/4	108,044.24	1/4	108,275.63	1/4	108,507.03	1/4	108,738.42	1/4	108,969.82	1/4	109,201.21
5/16	108,051.47	5/16	108,282.86	5/16	108,514.26	5/16	108,745.65	5/16	108,977.05	5/16	109,208.44
3/8	108,058.70	3/8	108,290.09	3/8	108,521.49	3/8	108,752.88	3/8	108,984.28	3/8	109,215.67
7/16	108,065.93	7/16	108,297.33	7/16	108,528.72	7/16	108,760.12	7/16	108,991.51	7/16	109,222.91
1/2	108,073.16	1/2	108,304.56	1/2	108,535.95	1/2	108,767.35	1/2	108,998.74	1/2	109,230.14
9/16	108,080.39	9/16	108,311.79	9/16	108,543.18	9/16	108,774.58	9/16	109,005.97	9/16	109,237.37
5/8	108,087.62	5/8	108,319.02	5/8	108,550.41	5/8	108,781.81	5/8	109,013.20	5/8	109,244.60
11/16	108,094.85	11/16	108,326.25	11/16	108,557.64	11/16	108,789.04	11/16	109,020.44	11/16	109,251.83
3/4	108,102.09	3/4	108,333.48	3/4	108,564.88	3/4	108,796.27	3/4	109,027.67	3/4	109,259.06
13/16	108,109.32	13/16	108,340.71	13/16	108,572.11	13/16	108,803.50	13/16	109,034.90	13/16	109,266.29
7/8	108,116.55	7/8	108,347.94	7/8	108,579.34	7/8	108,810.73	7/8	109,042.13	7/8	109,273.52
15/16	108,123.78	15/16	108,355.17	15/16	108,586.57	15/16	108,817.96	15/16	109,049.36	15/16	109,280.75
3	108,131.01	5	108,362.40	7	108,593.80	9	108,825.20	11	109,056.59	1	109,287.99
1/16	108,138.24	1/16	108,369.64	1/16	108,601.03	1/16	108,832.43	1/16	109,063.82	1/16	109,295.22
1/8	108,145.47	1/8	108,376.87	1/8	108,608.26	1/8	108,839.66	1/8	109,071.05	1/8	109,302.45
3/16	108,152.70	3/16	108,384.10	3/16	108,615.49	3/16	108,846.89	3/16	109,078.28	3/16	109,309.68
1/4	108,159.93	1/4	108,391.33	1/4	108,622.72	1/4	108,854.12	1/4	109,085.51	1/4	109,316.91
5/16	108,167.17	5/16	108,398.56	5/16	108,629.96	5/16	108,861.35	5/16	109,092.75	5/16	109,324.14
3/8	108,174.40	3/8	108,405.79	3/8	108,637.19	3/8	108,868.58	3/8	109,099.98	3/8	109,331.37
7/16	108,181.63	7/16	108,413.02	7/16	108,644.42	7/16	108,875.81	7/16	109,107.21	7/16	109,338.60
1/2	108,188.86	1/2	108,420.25	1/2	108,651.65	1/2	108,883.04	1/2	109,114.44	1/2	109,345.83
9/16	108,196.09	9/16	108,427.48	9/16	108,658.88	9/16	108,890.28	9/16	109,121.67	9/16	109,353.07
5/8	108,203.32	5/8	108,434.72	5/8	108,666.11	5/8	108,897.51	5/8	109,128.90	5/8	109,360.30
11/16	108,210.55	11/16	108,441.95	11/16	108,673.34	11/16	108,904.74	11/16	109,136.13	11/16	109,367.53
3/4	108,217.78	3/4	108,449.18	3/4	108,680.57	3/4	108,911.97	3/4	109,143.36	3/4	109,374.76
13/16	108,225.01	13/16	108,456.41	13/16	108,687.80	13/16	108,919.20	13/16	109,150.59	13/16	109,381.99
7/8	108,232.25	7/8	108,463.64	7/8	108,695.04	7/8	108,926.43	7/8	109,157.83	7/8	109,389.22
15/16	108,239.48	15/16	108,470.87	15/16	108,702.27	15/16	108,933.66	15/16	109,165.06	15/16	109,396.45

This chart is Certified for Tank: 6 only. No changes are permissible without the written consent of GAUGE POINT CALIBRATION.

For calibration specification information, see certificate on page 1.

Tank No: 6
GAUGE POINT CALIBRATION
1-800-205-TANK

Red Hill, Pearl Harbor, HI

Issue Date: 12/22/2006

Capacities given in barrels of 42 U.S. gallons.

Gauge Height: 257'-07 7/8"

in/in	95 FT	in/in	95 FT	in/in	95 FT	in/in	95 FT	in/in	95 FT	in/in	96 FT
2	109,403.68	4	109,635.08	6	109,866.47	8	110,097.87	10	110,329.26	0	110,560.66
1/16	109,410.91	1/16	109,642.31	1/16	109,873.70	1/16	110,105.10	1/16	110,336.50	1/16	110,567.89
1/8	109,418.15	1/8	109,649.54	1/8	109,880.94	1/8	110,112.33	1/8	110,343.73	1/8	110,575.12
3/16	109,425.38	3/16	109,656.77	3/16	109,888.17	3/16	110,119.56	3/16	110,350.96	3/16	110,582.35
1/4	109,432.61	1/4	109,664.00	1/4	109,895.40	1/4	110,126.79	1/4	110,358.19	1/4	110,589.58
5/16	109,439.84	5/16	109,671.23	5/16	109,902.63	5/16	110,134.02	5/16	110,365.42	5/16	110,596.81
3/8	109,447.07	3/8	109,678.47	3/8	109,909.86	3/8	110,141.26	3/8	110,372.65	3/8	110,604.05
7/16	109,454.30	7/16	109,685.70	7/16	109,917.09	7/16	110,148.49	7/16	110,379.88	7/16	110,611.28
1/2	109,461.53	1/2	109,692.93	1/2	109,924.32	1/2	110,155.72	1/2	110,387.11	1/2	110,618.51
9/16	109,468.76	9/16	109,700.16	9/16	109,931.55	9/16	110,162.95	9/16	110,394.34	9/16	110,625.74
5/8	109,475.99	5/8	109,707.39	5/8	109,938.78	5/8	110,170.18	5/8	110,401.58	5/8	110,632.97
11/16	109,483.23	11/16	109,714.62	11/16	109,946.02	11/16	110,177.41	11/16	110,408.81	11/16	110,640.20
3/4	109,490.46	3/4	109,721.85	3/4	109,953.25	3/4	110,184.64	3/4	110,416.04	3/4	110,647.43
13/16	109,497.69	13/16	109,729.08	13/16	109,960.48	13/16	110,191.87	13/16	110,423.27	13/16	110,654.66
7/8	109,504.92	7/8	109,736.31	7/8	109,967.71	7/8	110,199.10	7/8	110,430.50	7/8	110,661.89
15/16	109,512.15	15/16	109,743.55	15/16	109,974.94	15/16	110,206.34	15/16	110,437.73	15/16	110,669.13
3	109,519.38	5	109,750.78	7	109,982.17	9	110,213.57	11	110,444.96	1	110,676.36
1/16	109,526.61	1/16	109,758.01	1/16	109,989.40	1/16	110,220.80	1/16	110,452.19	1/16	110,683.59
1/8	109,533.84	1/8	109,765.24	1/8	109,996.63	1/8	110,228.03	1/8	110,459.42	1/8	110,690.82
3/16	109,541.07	3/16	109,772.47	3/16	110,003.86	3/16	110,235.26	3/16	110,466.66	3/16	110,698.05
1/4	109,548.31	1/4	109,779.70	1/4	110,011.10	1/4	110,242.49	1/4	110,473.89	1/4	110,705.28
5/16	109,555.54	5/16	109,786.93	5/16	110,018.33	5/16	110,249.72	5/16	110,481.12	5/16	110,712.51
3/8	109,562.77	3/8	109,794.16	3/8	110,025.56	3/8	110,256.95	3/8	110,488.35	3/8	110,719.74
7/16	109,570.00	7/16	109,801.39	7/16	110,032.79	7/16	110,264.18	7/16	110,495.58	7/16	110,726.97
1/2	109,577.23	1/2	109,808.62	1/2	110,040.02	1/2	110,271.42	1/2	110,502.81	1/2	110,734.21
9/16	109,584.46	9/16	109,815.86	9/16	110,047.25	9/16	110,278.65	9/16	110,510.04	9/16	110,741.44
5/8	109,591.69	5/8	109,823.09	5/8	110,054.48	5/8	110,285.88	5/8	110,517.27	5/8	110,748.67
11/16	109,598.92	11/16	109,830.32	11/16	110,061.71	11/16	110,293.11	11/16	110,524.50	11/16	110,755.90
3/4	109,606.15	3/4	109,837.55	3/4	110,068.94	3/4	110,300.34	3/4	110,531.73	3/4	110,763.13
13/16	109,613.39	13/16	109,844.78	13/16	110,076.18	13/16	110,307.57	13/16	110,538.97	13/16	110,770.36
7/8	109,620.62	7/8	109,852.01	7/8	110,083.41	7/8	110,314.80	7/8	110,546.20	7/8	110,777.59
15/16	109,627.85	15/16	109,859.24	15/16	110,090.64	15/16	110,322.03	15/16	110,553.43	15/16	110,784.82

This chart is Certified for Tank: 6 only. No changes are permissible without the written consent of GAUGE POINT CALIBRATION.

For calibration specification information, see certificate on page 1.

Tank No: 6
GAUGE POINT CALIBRATION
1-800-205-TANK

Red Hill, Pearl Harbor, HI

Issue Date: 12/22/2006

Capacities given in barrels of 42 U.S. gallons.

Gauge Height: 257'-07 7/8"

in/in	96 FT	in/in	96 FT	in/in	96 FT	in/in	96 FT	in/in	96 FT	in/in	97 FT
2	110,792.05	4	111,023.45	6	111,254.84	8	111,486.24	10	111,717.64	0	111,949.03
1/16	110,799.29	1/16	111,030.68	1/16	111,262.08	1/16	111,493.47	1/16	111,724.87	1/16	111,956.26
1/8	110,806.52	1/8	111,037.91	1/8	111,269.31	1/8	111,500.70	1/8	111,732.10	1/8	111,963.49
3/16	110,813.75	3/16	111,045.14	3/16	111,276.54	3/16	111,507.93	3/16	111,739.33	3/16	111,970.72
1/4	110,820.98	1/4	111,052.37	1/4	111,283.77	1/4	111,515.16	1/4	111,746.56	1/4	111,977.95
5/16	110,828.21	5/16	111,059.61	5/16	111,291.00	5/16	111,522.40	5/16	111,753.79	5/16	111,985.19
3/8	110,835.44	3/8	111,066.84	3/8	111,298.23	3/8	111,529.63	3/8	111,761.02	3/8	111,992.42
7/16	110,842.67	7/16	111,074.07	7/16	111,305.46	7/16	111,536.86	7/16	111,768.25	7/16	111,999.65
1/2	110,849.90	1/2	111,081.30	1/2	111,312.69	1/2	111,544.09	1/2	111,775.48	1/2	112,006.88
9/16	110,857.13	9/16	111,088.53	9/16	111,319.92	9/16	111,551.32	9/16	111,782.72	9/16	112,014.11
5/8	110,864.37	5/8	111,095.76	5/8	111,327.16	5/8	111,558.55	5/8	111,789.95	5/8	112,021.34
11/16	110,871.60	11/16	111,102.99	11/16	111,334.39	11/16	111,565.78	11/16	111,797.18	11/16	112,028.57
3/4	110,878.83	3/4	111,110.22	3/4	111,341.62	3/4	111,573.01	3/4	111,804.41	3/4	112,035.80
13/16	110,886.06	13/16	111,117.45	13/16	111,348.85	13/16	111,580.24	13/16	111,811.64	13/16	112,043.03
7/8	110,893.29	7/8	111,124.69	7/8	111,356.08	7/8	111,587.48	7/8	111,818.87	7/8	112,050.27
15/16	110,900.52	15/16	111,131.92	15/16	111,363.31	15/16	111,594.71	15/16	111,826.10	15/16	112,057.50
3	110,907.75	5	111,139.15	7	111,370.54	9	111,601.94	11	111,833.33	1	112,064.73
1/16	110,914.98	1/16	111,146.38	1/16	111,377.77	1/16	111,609.17	1/16	111,840.56	1/16	112,071.96
1/8	110,922.21	1/8	111,153.61	1/8	111,385.00	1/8	111,616.40	1/8	111,847.80	1/8	112,079.19
3/16	110,929.45	3/16	111,160.84	3/16	111,392.24	3/16	111,623.63	3/16	111,855.03	3/16	112,086.42
1/4	110,936.68	1/4	111,168.07	1/4	111,399.47	1/4	111,630.86	1/4	111,862.26	1/4	112,093.65
5/16	110,943.91	5/16	111,175.30	5/16	111,406.70	5/16	111,638.09	5/16	111,869.49	5/16	112,100.88
3/8	110,951.14	3/8	111,182.53	3/8	111,413.93	3/8	111,645.32	3/8	111,876.72	3/8	112,108.11
7/16	110,958.37	7/16	111,189.77	7/16	111,421.16	7/16	111,652.56	7/16	111,883.95	7/16	112,115.35
1/2	110,965.60	1/2	111,197.00	1/2	111,428.39	1/2	111,659.79	1/2	111,891.18	1/2	112,122.58
9/16	110,972.83	9/16	111,204.23	9/16	111,435.62	9/16	111,667.02	9/16	111,898.41	9/16	112,129.81
5/8	110,980.06	5/8	111,211.46	5/8	111,442.85	5/8	111,674.25	5/8	111,905.64	5/8	112,137.04
11/16	110,987.29	11/16	111,218.69	11/16	111,450.08	11/16	111,681.48	11/16	111,912.88	11/16	112,144.27
3/4	110,994.53	3/4	111,225.92	3/4	111,457.32	3/4	111,688.71	3/4	111,920.11	3/4	112,151.50
13/16	111,001.76	13/16	111,233.15	13/16	111,464.55	13/16	111,695.94	13/16	111,927.34	13/16	112,158.73
7/8	111,008.99	7/8	111,240.38	7/8	111,471.78	7/8	111,703.17	7/8	111,934.57	7/8	112,165.96
15/16	111,016.22	15/16	111,247.61	15/16	111,479.01	15/16	111,710.40	15/16	111,941.80	15/16	112,173.19

This chart is Certified for Tank: 6 only. No changes are permissible without the written consent of GAUGE POINT CALIBRATION.

For calibration specification information, see certificate on page 1.

Tank No: 6
GAUGE POINT CALIBRATION
1-800-205-TANK

Red Hill, Pearl Harbor, HI

Issue Date: 12/22/2006

Capacities given in barrels of 42 U.S. gallons.

Gauge Height: 257'-07 7/8"

in/in	97 FT	in/in	97 FT	in/in	97 FT	in/in	97 FT	in/in	97 FT	in/in	98 FT
2	112,180.43	4	112,411.82	6	112,643.22	8	112,874.61	10	113,106.01	0	113,337.40
1/16	112,187.66	1/16	112,419.05	1/16	112,650.45	1/16	112,881.84	1/16	113,113.24	1/16	113,344.63
1/8	112,194.89	1/8	112,426.28	1/8	112,657.68	1/8	112,889.07	1/8	113,120.47	1/8	113,351.86
3/16	112,202.12	3/16	112,433.51	3/16	112,664.91	3/16	112,896.30	3/16	113,127.70	3/16	113,359.10
1/4	112,209.35	1/4	112,440.75	1/4	112,672.14	1/4	112,903.54	1/4	113,134.93	1/4	113,366.33
5/16	112,216.58	5/16	112,447.98	5/16	112,679.37	5/16	112,910.77	5/16	113,142.16	5/16	113,373.56
3/8	112,223.81	3/8	112,455.21	3/8	112,686.60	3/8	112,918.00	3/8	113,149.39	3/8	113,380.79
7/16	112,231.04	7/16	112,462.44	7/16	112,693.83	7/16	112,925.23	7/16	113,156.62	7/16	113,388.02
1/2	112,238.27	1/2	112,469.67	1/2	112,701.06	1/2	112,932.46	1/2	113,163.86	1/2	113,395.25
9/16	112,245.51	9/16	112,476.90	9/16	112,708.30	9/16	112,939.69	9/16	113,171.09	9/16	113,402.48
5/8	112,252.74	5/8	112,484.13	5/8	112,715.53	5/8	112,946.92	5/8	113,178.32	5/8	113,409.71
11/16	112,259.97	11/16	112,491.36	11/16	112,722.76	11/16	112,954.15	11/16	113,185.55	11/16	113,416.94
3/4	112,267.20	3/4	112,498.59	3/4	112,729.99	3/4	112,961.38	3/4	113,192.78	3/4	113,424.17
13/16	112,274.43	13/16	112,505.83	13/16	112,737.22	13/16	112,968.62	13/16	113,200.01	13/16	113,431.41
7/8	112,281.66	7/8	112,513.06	7/8	112,744.45	7/8	112,975.85	7/8	113,207.24	7/8	113,438.64
15/16	112,288.89	15/16	112,520.29	15/16	112,751.68	15/16	112,983.08	15/16	113,214.47	15/16	113,445.87
3	112,296.12	5	112,527.52	7	112,758.91	9	112,990.31	11	113,221.70	1	113,453.10
1/16	112,303.35	1/16	112,534.75	1/16	112,766.14	1/16	112,997.54	1/16	113,228.94	1/16	113,460.33
1/8	112,310.59	1/8	112,541.98	1/8	112,773.38	1/8	113,004.77	1/8	113,236.17	1/8	113,467.56
3/16	112,317.82	3/16	112,549.21	3/16	112,780.61	3/16	113,012.00	3/16	113,243.40	3/16	113,474.79
1/4	112,325.05	1/4	112,556.44	1/4	112,787.84	1/4	113,019.23	1/4	113,250.63	1/4	113,482.02
5/16	112,332.28	5/16	112,563.67	5/16	112,795.07	5/16	113,026.46	5/16	113,257.86	5/16	113,489.25
3/8	112,339.51	3/8	112,570.91	3/8	112,802.30	3/8	113,033.70	3/8	113,265.09	3/8	113,496.49
7/16	112,346.74	7/16	112,578.14	7/16	112,809.53	7/16	113,040.93	7/16	113,272.32	7/16	113,503.72
1/2	112,353.97	1/2	112,585.37	1/2	112,816.76	1/2	113,048.16	1/2	113,279.55	1/2	113,510.95
9/16	112,361.20	9/16	112,592.60	9/16	112,823.99	9/16	113,055.39	9/16	113,286.78	9/16	113,518.18
5/8	112,368.43	5/8	112,599.83	5/8	112,831.22	5/8	113,062.62	5/8	113,294.02	5/8	113,525.41
11/16	112,375.67	11/16	112,607.06	11/16	112,838.46	11/16	113,069.85	11/16	113,301.25	11/16	113,532.64
3/4	112,382.90	3/4	112,614.29	3/4	112,845.69	3/4	113,077.08	3/4	113,308.48	3/4	113,539.87
13/16	112,390.13	13/16	112,621.52	13/16	112,852.92	13/16	113,084.31	13/16	113,315.71	13/16	113,547.10
7/8	112,397.36	7/8	112,628.75	7/8	112,860.15	7/8	113,091.54	7/8	113,322.94	7/8	113,554.33
15/16	112,404.59	15/16	112,635.99	15/16	112,867.38	15/16	113,098.78	15/16	113,330.17	15/16	113,561.57

This chart is Certified for Tank: 6 only. No changes are permissible without the written consent of GAUGE POINT CALIBRATION.

For calibration specification information, see certificate on page 1.

Tank No: 6
GAUGE POINT CALIBRATION
1-800-205-TANK

Red Hill, Pearl Harbor, HI

Issue Date: 12/22/2006

Capacities given in barrels of 42 U.S. gallons.

Gauge Height: 257'-07 7/8"

in/in	98 FT	in/in	98 FT	in/in	98 FT	in/in	98 FT	in/in	98 FT	in/in	99 FT
2	113,568.80	4	113,800.19	6	114,031.59	8	114,263.06	10	114,494.54	0	114,726.02
1/16	113,576.03	1/16	113,807.42	1/16	114,038.82	1/16	114,270.30	1/16	114,501.78	1/16	114,733.25
1/8	113,583.26	1/8	113,814.65	1/8	114,046.05	1/8	114,277.53	1/8	114,509.01	1/8	114,740.49
3/16	113,590.49	3/16	113,821.89	3/16	114,053.29	3/16	114,284.77	3/16	114,516.24	3/16	114,747.72
1/4	113,597.72	1/4	113,829.12	1/4	114,060.52	1/4	114,292.00	1/4	114,523.48	1/4	114,754.95
5/16	113,604.95	5/16	113,836.35	5/16	114,067.76	5/16	114,299.23	5/16	114,530.71	5/16	114,762.19
3/8	113,612.18	3/8	113,843.58	3/8	114,074.99	3/8	114,306.47	3/8	114,537.94	3/8	114,769.42
7/16	113,619.41	7/16	113,850.81	7/16	114,082.22	7/16	114,313.70	7/16	114,545.18	7/16	114,776.66
1/2	113,626.65	1/2	113,858.04	1/2	114,089.46	1/2	114,320.93	1/2	114,552.41	1/2	114,783.89
9/16	113,633.88	9/16	113,865.27	9/16	114,096.69	9/16	114,328.17	9/16	114,559.65	9/16	114,791.12
5/8	113,641.11	5/8	113,872.50	5/8	114,103.92	5/8	114,335.40	5/8	114,566.88	5/8	114,798.36
11/16	113,648.34	11/16	113,879.73	11/16	114,111.16	11/16	114,342.64	11/16	114,574.11	11/16	114,805.59
3/4	113,655.57	3/4	113,886.97	3/4	114,118.39	3/4	114,349.87	3/4	114,581.35	3/4	114,812.82
13/16	113,662.80	13/16	113,894.20	13/16	114,125.63	13/16	114,357.10	13/16	114,588.58	13/16	114,820.06
7/8	113,670.03	7/8	113,901.43	7/8	114,132.86	7/8	114,364.34	7/8	114,595.81	7/8	114,827.29
15/16	113,677.26	15/16	113,908.66	15/16	114,140.09	15/16	114,371.57	15/16	114,603.05	15/16	114,834.53
3	113,684.49	5	113,915.89	7	114,147.33	9	114,378.80	11	114,610.28	1	114,841.76
1/16	113,691.73	1/16	113,923.12	1/16	114,154.56	1/16	114,386.04	1/16	114,617.51	1/16	114,848.99
1/8	113,698.96	1/8	113,930.35	1/8	114,161.79	1/8	114,393.27	1/8	114,624.75	1/8	114,856.23
3/16	113,706.19	3/16	113,937.58	3/16	114,169.03	3/16	114,400.50	3/16	114,631.98	3/16	114,863.46
1/4	113,713.42	1/4	113,944.81	1/4	114,176.26	1/4	114,407.74	1/4	114,639.22	1/4	114,870.69
5/16	113,720.65	5/16	113,952.05	5/16	114,183.49	5/16	114,414.97	5/16	114,646.45	5/16	114,877.93
3/8	113,727.88	3/8	113,959.28	3/8	114,190.73	3/8	114,422.21	3/8	114,653.68	3/8	114,885.16
7/16	113,735.11	7/16	113,966.51	7/16	114,197.96	7/16	114,429.44	7/16	114,660.92	7/16	114,892.39
1/2	113,742.34	1/2	113,973.74	1/2	114,205.20	1/2	114,436.67	1/2	114,668.15	1/2	114,899.63
9/16	113,749.57	9/16	113,980.97	9/16	114,212.43	9/16	114,443.91	9/16	114,675.38	9/16	114,906.86
5/8	113,756.81	5/8	113,988.20	5/8	114,219.66	5/8	114,451.14	5/8	114,682.62	5/8	114,914.10
11/16	113,764.04	11/16	113,995.43	11/16	114,226.90	11/16	114,458.37	11/16	114,689.85	11/16	114,921.33
3/4	113,771.27	3/4	114,002.66	3/4	114,234.13	3/4	114,465.61	3/4	114,697.09	3/4	114,928.56
13/16	113,778.50	13/16	114,009.89	13/16	114,241.36	13/16	114,472.84	13/16	114,704.32	13/16	114,935.80
7/8	113,785.73	7/8	114,017.13	7/8	114,248.60	7/8	114,480.08	7/8	114,711.55	7/8	114,943.03
15/16	113,792.96	15/16	114,024.36	15/16	114,255.83	15/16	114,487.31	15/16	114,718.79	15/16	114,950.26

This chart is Certified for Tank: 6 only. No changes are permissible without the written consent of GAUGE POINT CALIBRATION.

For calibration specification information, see certificate on page 1.

Tank No: 6
GAUGE POINT CALIBRATION
1-800-205-TANK

Red Hill, Pearl Harbor, HI

Issue Date: 12/22/2006

Capacities given in barrels of 42 U.S. gallons.

Gauge Height: 257'-07 7/8"

in/in	99 FT	in/in	99 FT	in/in	99 FT	in/in	99 FT	in/in	99 FT	in/in	100 FT
2	114,957.50	4	115,188.98	6	115,420.45	8	115,651.93	10	115,883.41	0	116,114.89
1/16	114,964.73	1/16	115,196.21	1/16	115,427.69	1/16	115,659.16	1/16	115,890.64	1/16	116,122.12
1/8	114,971.97	1/8	115,203.44	1/8	115,434.92	1/8	115,666.40	1/8	115,897.88	1/8	116,129.35
3/16	114,979.20	3/16	115,210.68	3/16	115,442.15	3/16	115,673.63	3/16	115,905.11	3/16	116,136.59
1/4	114,986.43	1/4	115,217.91	1/4	115,449.39	1/4	115,680.87	1/4	115,912.34	1/4	116,143.82
5/16	114,993.67	5/16	115,225.14	5/16	115,456.62	5/16	115,688.10	5/16	115,919.58	5/16	116,151.05
3/8	115,000.90	3/8	115,232.38	3/8	115,463.85	3/8	115,695.33	3/8	115,926.81	3/8	116,158.29
7/16	115,008.13	7/16	115,239.61	7/16	115,471.09	7/16	115,702.57	7/16	115,934.04	7/16	116,165.52
1/2	115,015.37	1/2	115,246.84	1/2	115,478.32	1/2	115,709.80	1/2	115,941.28	1/2	116,172.76
9/16	115,022.60	9/16	115,254.08	9/16	115,485.56	9/16	115,717.03	9/16	115,948.51	9/16	116,179.99
5/8	115,029.83	5/8	115,261.31	5/8	115,492.79	5/8	115,724.27	5/8	115,955.74	5/8	116,187.22
11/16	115,037.07	11/16	115,268.55	11/16	115,500.02	11/16	115,731.50	11/16	115,962.98	11/16	116,194.46
3/4	115,044.30	3/4	115,275.78	3/4	115,507.26	3/4	115,738.73	3/4	115,970.21	3/4	116,201.69
13/16	115,051.54	13/16	115,283.01	13/16	115,514.49	13/16	115,745.97	13/16	115,977.45	13/16	116,208.92
7/8	115,058.77	7/8	115,290.25	7/8	115,521.72	7/8	115,753.20	7/8	115,984.68	7/8	116,216.16
15/16	115,066.00	15/16	115,297.48	15/16	115,528.96	15/16	115,760.44	15/16	115,991.91	15/16	116,223.39
3	115,073.24	5	115,304.71	7	115,536.19	9	115,767.67	11	115,999.15	1	116,230.62
1/16	115,080.47	1/16	115,311.95	1/16	115,543.43	1/16	115,774.90	1/16	116,006.38	1/16	116,237.86
1/8	115,087.70	1/8	115,319.18	1/8	115,550.66	1/8	115,782.14	1/8	116,013.61	1/8	116,245.09
3/16	115,094.94	3/16	115,326.42	3/16	115,557.89	3/16	115,789.37	3/16	116,020.85	3/16	116,252.33
1/4	115,102.17	1/4	115,333.65	1/4	115,565.13	1/4	115,796.60	1/4	116,028.08	1/4	116,259.56
5/16	115,109.40	5/16	115,340.88	5/16	115,572.36	5/16	115,803.84	5/16	116,035.32	5/16	116,266.79
3/8	115,116.64	3/8	115,348.12	3/8	115,579.59	3/8	115,811.07	3/8	116,042.55	3/8	116,274.03
7/16	115,123.87	7/16	115,355.35	7/16	115,586.83	7/16	115,818.31	7/16	116,049.78	7/16	116,281.26
1/2	115,131.11	1/2	115,362.58	1/2	115,594.06	1/2	115,825.54	1/2	116,057.02	1/2	116,288.49
9/16	115,138.34	9/16	115,369.82	9/16	115,601.29	9/16	115,832.77	9/16	116,064.25	9/16	116,295.73
5/8	115,145.57	5/8	115,377.05	5/8	115,608.53	5/8	115,840.01	5/8	116,071.48	5/8	116,302.96
11/16	115,152.81	11/16	115,384.28	11/16	115,615.76	11/16	115,847.24	11/16	116,078.72	11/16	116,310.19
3/4	115,160.04	3/4	115,391.52	3/4	115,623.00	3/4	115,854.47	3/4	116,085.95	3/4	116,317.43
13/16	115,167.27	13/16	115,398.75	13/16	115,630.23	13/16	115,861.71	13/16	116,093.18	13/16	116,324.66
7/8	115,174.51	7/8	115,405.99	7/8	115,637.46	7/8	115,868.94	7/8	116,100.42	7/8	116,331.90
15/16	115,181.74	15/16	115,413.22	15/16	115,644.70	15/16	115,876.17	15/16	116,107.65	15/16	116,339.13

This chart is Certified for Tank: 6 only. No changes are permissible without the written consent of GAUGE POINT CALIBRATION.

For calibration specification information, see certificate on page 1.

Tank No: 6
GAUGE POINT CALIBRATION
1-800-205-TANK

Red Hill, Pearl Harbor, HI

Issue Date: 12/22/2006

Capacities given in barrels of 42 U.S. gallons.

Gauge Height: 257'-07 7/8"

in/in	100 FT	in/in	100 FT	in/in	100 FT	in/in	100 FT	in/in	100 FT	in/in	101 FT
2	116,346.36	4	116,577.84	6	116,809.32	8	117,040.80	10	117,272.27	0	117,503.75
1/16	116,353.60	1/16	116,585.07	1/16	116,816.55	1/16	117,048.03	1/16	117,279.51	1/16	117,510.98
1/8	116,360.83	1/8	116,592.31	1/8	116,823.79	1/8	117,055.26	1/8	117,286.74	1/8	117,518.22
3/16	116,368.06	3/16	116,599.54	3/16	116,831.02	3/16	117,062.50	3/16	117,293.97	3/16	117,525.45
1/4	116,375.30	1/4	116,606.78	1/4	116,838.25	1/4	117,069.73	1/4	117,301.21	1/4	117,532.69
5/16	116,382.53	5/16	116,614.01	5/16	116,845.49	5/16	117,076.96	5/16	117,308.44	5/16	117,539.92
3/8	116,389.77	3/8	116,621.24	3/8	116,852.72	3/8	117,084.20	3/8	117,315.68	3/8	117,547.15
7/16	116,397.00	7/16	116,628.48	7/16	116,859.95	7/16	117,091.43	7/16	117,322.91	7/16	117,554.39
1/2	116,404.23	1/2	116,635.71	1/2	116,867.19	1/2	117,098.67	1/2	117,330.14	1/2	117,561.62
9/16	116,411.47	9/16	116,642.94	9/16	116,874.42	9/16	117,105.90	9/16	117,337.38	9/16	117,568.85
5/8	116,418.70	5/8	116,650.18	5/8	116,881.66	5/8	117,113.13	5/8	117,344.61	5/8	117,576.09
11/16	116,425.93	11/16	116,657.41	11/16	116,888.89	11/16	117,120.37	11/16	117,351.84	11/16	117,583.32
3/4	116,433.17	3/4	116,664.65	3/4	116,896.12	3/4	117,127.60	3/4	117,359.08	3/4	117,590.56
13/16	116,440.40	13/16	116,671.88	13/16	116,903.36	13/16	117,134.83	13/16	117,366.31	13/16	117,597.79
7/8	116,447.63	7/8	116,679.11	7/8	116,910.59	7/8	117,142.07	7/8	117,373.55	7/8	117,605.02
15/16	116,454.87	15/16	116,686.35	15/16	116,917.82	15/16	117,149.30	15/16	117,380.78	15/16	117,612.26
3	116,462.10	5	116,693.58	7	116,925.06	9	117,156.53	11	117,388.01	1	117,619.49
1/16	116,469.34	1/16	116,700.81	1/16	116,932.29	1/16	117,163.77	1/16	117,395.25	1/16	117,626.72
1/8	116,476.57	1/8	116,708.05	1/8	116,939.52	1/8	117,171.00	1/8	117,402.48	1/8	117,633.96
3/16	116,483.80	3/16	116,715.28	3/16	116,946.76	3/16	117,178.24	3/16	117,409.71	3/16	117,641.19
1/4	116,491.04	1/4	116,722.51	1/4	116,953.99	1/4	117,185.47	1/4	117,416.95	1/4	117,648.42
5/16	116,498.27	5/16	116,729.75	5/16	116,961.23	5/16	117,192.70	5/16	117,424.18	5/16	117,655.66
3/8	116,505.50	3/8	116,736.98	3/8	116,968.46	3/8	117,199.94	3/8	117,431.41	3/8	117,662.89
7/16	116,512.74	7/16	116,744.22	7/16	116,975.69	7/16	117,207.17	7/16	117,438.65	7/16	117,670.13
1/2	116,519.97	1/2	116,751.45	1/2	116,982.93	1/2	117,214.40	1/2	117,445.88	1/2	117,677.36
9/16	116,527.21	9/16	116,758.68	9/16	116,990.16	9/16	117,221.64	9/16	117,453.12	9/16	117,684.59
5/8	116,534.44	5/8	116,765.92	5/8	116,997.39	5/8	117,228.87	5/8	117,460.35	5/8	117,691.83
11/16	116,541.67	11/16	116,773.15	11/16	117,004.63	11/16	117,236.11	11/16	117,467.58	11/16	117,699.06
3/4	116,548.91	3/4	116,780.38	3/4	117,011.86	3/4	117,243.34	3/4	117,474.82	3/4	117,706.29
13/16	116,556.14	13/16	116,787.62	13/16	117,019.10	13/16	117,250.57	13/16	117,482.05	13/16	117,713.53
7/8	116,563.37	7/8	116,794.85	7/8	117,026.33	7/8	117,257.81	7/8	117,489.28	7/8	117,720.76
15/16	116,570.61	15/16	116,802.08	15/16	117,033.56	15/16	117,265.04	15/16	117,496.52	15/16	117,728.00

This chart is Certified for Tank: 6 only. No changes are permissible without the written consent of GAUGE POINT CALIBRATION.

For calibration specification information, see certificate on page 1.

Tank No: 6
GAUGE POINT CALIBRATION
1-800-205-TANK

Red Hill, Pearl Harbor, HI

Issue Date: 12/22/2006

Capacities given in barrels of 42 U.S. gallons.

Gauge Height: 257'-07 7/8"

in/in	101 FT	in/in	101 FT	in/in	101 FT	in/in	101 FT	in/in	101 FT	in/in	102 FT
2	117,735.23	4	117,966.71	6	118,198.18	8	118,429.66	10	118,661.14	0	118,892.62
1/16	117,742.46	1/16	117,973.94	1/16	118,205.42	1/16	118,436.90	1/16	118,668.37	1/16	118,899.85
1/8	117,749.70	1/8	117,981.17	1/8	118,212.65	1/8	118,444.13	1/8	118,675.61	1/8	118,907.08
3/16	117,756.93	3/16	117,988.41	3/16	118,219.89	3/16	118,451.36	3/16	118,682.84	3/16	118,914.32
1/4	117,764.16	1/4	117,995.64	1/4	118,227.12	1/4	118,458.60	1/4	118,690.07	1/4	118,921.55
5/16	117,771.40	5/16	118,002.87	5/16	118,234.35	5/16	118,465.83	5/16	118,697.31	5/16	118,928.79
3/8	117,778.63	3/8	118,010.11	3/8	118,241.59	3/8	118,473.06	3/8	118,704.54	3/8	118,936.02
7/16	117,785.86	7/16	118,017.34	7/16	118,248.82	7/16	118,480.30	7/16	118,711.78	7/16	118,943.25
1/2	117,793.10	1/2	118,024.58	1/2	118,256.05	1/2	118,487.53	1/2	118,719.01	1/2	118,950.49
9/16	117,800.33	9/16	118,031.81	9/16	118,263.29	9/16	118,494.76	9/16	118,726.24	9/16	118,957.72
5/8	117,807.57	5/8	118,039.04	5/8	118,270.52	5/8	118,502.00	5/8	118,733.48	5/8	118,964.95
11/16	117,814.80	11/16	118,046.28	11/16	118,277.75	11/16	118,509.23	11/16	118,740.71	11/16	118,972.19
3/4	117,822.03	3/4	118,053.51	3/4	118,284.99	3/4	118,516.47	3/4	118,747.94	3/4	118,979.42
13/16	117,829.27	13/16	118,060.74	13/16	118,292.22	13/16	118,523.70	13/16	118,755.18	13/16	118,986.65
7/8	117,836.50	7/8	118,067.98	7/8	118,299.46	7/8	118,530.93	7/8	118,762.41	7/8	118,993.89
15/16	117,843.73	15/16	118,075.21	15/16	118,306.69	15/16	118,538.17	15/16	118,769.64	15/16	119,001.12
3	117,850.97	5	118,082.45	7	118,313.92	9	118,545.40	11	118,776.88	1	119,008.36
1/16	117,858.20	1/16	118,089.68	1/16	118,321.16	1/16	118,552.63	1/16	118,784.11	1/16	119,015.59
1/8	117,865.44	1/8	118,096.91	1/8	118,328.39	1/8	118,559.87	1/8	118,791.35	1/8	119,022.82
3/16	117,872.67	3/16	118,104.15	3/16	118,335.62	3/16	118,567.10	3/16	118,798.58	3/16	119,030.06
1/4	117,879.90	1/4	118,111.38	1/4	118,342.86	1/4	118,574.34	1/4	118,805.81	1/4	119,037.29
5/16	117,887.14	5/16	118,118.61	5/16	118,350.09	5/16	118,581.57	5/16	118,813.05	5/16	119,044.52
3/8	117,894.37	3/8	118,125.85	3/8	118,357.32	3/8	118,588.80	3/8	118,820.28	3/8	119,051.76
7/16	117,901.60	7/16	118,133.08	7/16	118,364.56	7/16	118,596.04	7/16	118,827.51	7/16	119,058.99
1/2	117,908.84	1/2	118,140.31	1/2	118,371.79	1/2	118,603.27	1/2	118,834.75	1/2	119,066.23
9/16	117,916.07	9/16	118,147.55	9/16	118,379.03	9/16	118,610.50	9/16	118,841.98	9/16	119,073.46
5/8	117,923.30	5/8	118,154.78	5/8	118,386.26	5/8	118,617.74	5/8	118,849.21	5/8	119,080.69
11/16	117,930.54	11/16	118,162.02	11/16	118,393.49	11/16	118,624.97	11/16	118,856.45	11/16	119,087.93
3/4	117,937.77	3/4	118,169.25	3/4	118,400.73	3/4	118,632.20	3/4	118,863.68	3/4	119,095.16
13/16	117,945.01	13/16	118,176.48	13/16	118,407.96	13/16	118,639.44	13/16	118,870.92	13/16	119,102.39
7/8	117,952.24	7/8	118,183.72	7/8	118,415.19	7/8	118,646.67	7/8	118,878.15	7/8	119,109.63
15/16	117,959.47	15/16	118,190.95	15/16	118,422.43	15/16	118,653.91	15/16	118,885.38	15/16	119,116.86

This chart is Certified for Tank: 6 only. No changes are permissible without the written consent of GAUGE POINT CALIBRATION.

For calibration specification information, see certificate on page 1.

Tank No: 6
GAUGE POINT CALIBRATION
1-800-205-TANK

Red Hill, Pearl Harbor, HI

Issue Date: 12/22/2006

Capacities given in barrels of 42 U.S. gallons.

Gauge Height: 257'-07 7/8"

in/in	102 FT	in/in	102 FT	in/in	102 FT	in/in	102 FT	in/in	102 FT	in/in	103 FT
2	119,124.09	4	119,355.57	6	119,587.05	8	119,818.53	10	120,050.00	0	120,281.48
1/16	119,131.33	1/16	119,362.81	1/16	119,594.28	1/16	119,825.76	1/16	120,057.24	1/16	120,288.72
1/8	119,138.56	1/8	119,370.04	1/8	119,601.52	1/8	119,832.99	1/8	120,064.47	1/8	120,295.95
3/16	119,145.80	3/16	119,377.27	3/16	119,608.75	3/16	119,840.23	3/16	120,071.71	3/16	120,303.18
1/4	119,153.03	1/4	119,384.51	1/4	119,615.98	1/4	119,847.46	1/4	120,078.94	1/4	120,310.42
5/16	119,160.26	5/16	119,391.74	5/16	119,623.22	5/16	119,854.70	5/16	120,086.17	5/16	120,317.65
3/8	119,167.50	3/8	119,398.97	3/8	119,630.45	3/8	119,861.93	3/8	120,093.41	3/8	120,324.88
7/16	119,174.73	7/16	119,406.21	7/16	119,637.69	7/16	119,869.16	7/16	120,100.64	7/16	120,332.12
1/2	119,181.96	1/2	119,413.44	1/2	119,644.92	1/2	119,876.40	1/2	120,107.87	1/2	120,339.35
9/16	119,189.20	9/16	119,420.68	9/16	119,652.15	9/16	119,883.63	9/16	120,115.11	9/16	120,346.59
5/8	119,196.43	5/8	119,427.91	5/8	119,659.39	5/8	119,890.86	5/8	120,122.34	5/8	120,353.82
11/16	119,203.66	11/16	119,435.14	11/16	119,666.62	11/16	119,898.10	11/16	120,129.58	11/16	120,361.05
3/4	119,210.90	3/4	119,442.38	3/4	119,673.85	3/4	119,905.33	3/4	120,136.81	3/4	120,368.29
13/16	119,218.13	13/16	119,449.61	13/16	119,681.09	13/16	119,912.57	13/16	120,144.04	13/16	120,375.52
7/8	119,225.37	7/8	119,456.84	7/8	119,688.32	7/8	119,919.80	7/8	120,151.28	7/8	120,382.75
15/16	119,232.60	15/16	119,464.08	15/16	119,695.55	15/16	119,927.03	15/16	120,158.51	15/16	120,389.99
3	119,239.83	5	119,471.31	7	119,702.79	9	119,934.27	11	120,165.74	1	120,397.22
1/16	119,247.07	1/16	119,478.54	1/16	119,710.02	1/16	119,941.50	1/16	120,172.98	1/16	120,404.45
1/8	119,254.30	1/8	119,485.78	1/8	119,717.26	1/8	119,948.73	1/8	120,180.21	1/8	120,411.69
3/16	119,261.53	3/16	119,493.01	3/16	119,724.49	3/16	119,955.97	3/16	120,187.44	3/16	120,418.92
1/4	119,268.77	1/4	119,500.25	1/4	119,731.72	1/4	119,963.20	1/4	120,194.68	1/4	120,426.16
5/16	119,276.00	5/16	119,507.48	5/16	119,738.96	5/16	119,970.43	5/16	120,201.91	5/16	120,433.39
3/8	119,283.24	3/8	119,514.71	3/8	119,746.19	3/8	119,977.67	3/8	120,209.15	3/8	120,440.62
7/16	119,290.47	7/16	119,521.95	7/16	119,753.42	7/16	119,984.90	7/16	120,216.38	7/16	120,447.86
1/2	119,297.70	1/2	119,529.18	1/2	119,760.66	1/2	119,992.14	1/2	120,223.61	1/2	120,455.09
9/16	119,304.94	9/16	119,536.41	9/16	119,767.89	9/16	119,999.37	9/16	120,230.85	9/16	120,462.32
5/8	119,312.17	5/8	119,543.65	5/8	119,775.13	5/8	120,006.60	5/8	120,238.08	5/8	120,469.56
11/16	119,319.40	11/16	119,550.88	11/16	119,782.36	11/16	120,013.84	11/16	120,245.31	11/16	120,476.79
3/4	119,326.64	3/4	119,558.12	3/4	119,789.59	3/4	120,021.07	3/4	120,252.55	3/4	120,484.03
13/16	119,333.87	13/16	119,565.35	13/16	119,796.83	13/16	120,028.30	13/16	120,259.78	13/16	120,491.26
7/8	119,341.10	7/8	119,572.58	7/8	119,804.06	7/8	120,035.54	7/8	120,267.02	7/8	120,498.49
15/16	119,348.34	15/16	119,579.82	15/16	119,811.29	15/16	120,042.77	15/16	120,274.25	15/16	120,505.73

This chart is Certified for Tank: 6 only. No changes are permissible without the written consent of GAUGE POINT CALIBRATION.

For calibration specification information, see certificate on page 1.

Tank No: 6
GAUGE POINT CALIBRATION
1-800-205-TANK

Red Hill, Pearl Harbor, HI

Issue Date: 12/22/2006

Capacities given in barrels of 42 U.S. gallons.

Gauge Height: 257'-07 7/8"

in/in	103 FT	in/in	103 FT	in/in	103 FT	in/in	103 FT	in/in	103 FT	in/in	104 FT
2	120,512.96	4	120,744.44	6	120,975.92	8	121,207.48	10	121,439.05	0	121,670.62
1/16	120,520.19	1/16	120,751.67	1/16	120,983.15	1/16	121,214.72	1/16	121,446.29	1/16	121,677.86
1/8	120,527.43	1/8	120,758.91	1/8	120,990.39	1/8	121,221.96	1/8	121,453.53	1/8	121,685.09
3/16	120,534.66	3/16	120,766.14	3/16	120,997.62	3/16	121,229.19	3/16	121,460.76	3/16	121,692.33
1/4	120,541.89	1/4	120,773.37	1/4	121,004.86	1/4	121,236.43	1/4	121,468.00	1/4	121,699.57
5/16	120,549.13	5/16	120,780.61	5/16	121,012.10	5/16	121,243.67	5/16	121,475.23	5/16	121,706.80
3/8	120,556.36	3/8	120,787.84	3/8	121,019.33	3/8	121,250.90	3/8	121,482.47	3/8	121,714.04
7/16	120,563.60	7/16	120,795.07	7/16	121,026.57	7/16	121,258.14	7/16	121,489.71	7/16	121,721.28
1/2	120,570.83	1/2	120,802.31	1/2	121,033.81	1/2	121,265.38	1/2	121,496.94	1/2	121,728.51
9/16	120,578.06	9/16	120,809.54	9/16	121,041.04	9/16	121,272.61	9/16	121,504.18	9/16	121,735.75
5/8	120,585.30	5/8	120,816.77	5/8	121,048.28	5/8	121,279.85	5/8	121,511.42	5/8	121,742.99
11/16	120,592.53	11/16	120,824.01	11/16	121,055.52	11/16	121,287.09	11/16	121,518.65	11/16	121,750.22
3/4	120,599.76	3/4	120,831.24	3/4	121,062.75	3/4	121,294.32	3/4	121,525.89	3/4	121,757.46
13/16	120,607.00	13/16	120,838.48	13/16	121,069.99	13/16	121,301.56	13/16	121,533.13	13/16	121,764.70
7/8	120,614.23	7/8	120,845.71	7/8	121,077.23	7/8	121,308.79	7/8	121,540.36	7/8	121,771.93
15/16	120,621.47	15/16	120,852.94	15/16	121,084.46	15/16	121,316.03	15/16	121,547.60	15/16	121,779.17
3	120,628.70	5	120,860.18	7	121,091.70	9	121,323.27	11	121,554.84	1	121,786.40
1/16	120,635.93	1/16	120,867.41	1/16	121,098.94	1/16	121,330.50	1/16	121,562.07	1/16	121,793.64
1/8	120,643.17	1/8	120,874.64	1/8	121,106.17	1/8	121,337.74	1/8	121,569.31	1/8	121,800.88
3/16	120,650.40	3/16	120,881.88	3/16	121,113.41	3/16	121,344.98	3/16	121,576.55	3/16	121,808.11
1/4	120,657.63	1/4	120,889.11	1/4	121,120.65	1/4	121,352.21	1/4	121,583.78	1/4	121,815.35
5/16	120,664.87	5/16	120,896.34	5/16	121,127.88	5/16	121,359.45	5/16	121,591.02	5/16	121,822.59
3/8	120,672.10	3/8	120,903.58	3/8	121,135.12	3/8	121,366.69	3/8	121,598.26	3/8	121,829.82
7/16	120,679.33	7/16	120,910.81	7/16	121,142.36	7/16	121,373.92	7/16	121,605.49	7/16	121,837.06
1/2	120,686.57	1/2	120,918.05	1/2	121,149.59	1/2	121,381.16	1/2	121,612.73	1/2	121,844.30
9/16	120,693.80	9/16	120,925.28	9/16	121,156.83	9/16	121,388.40	9/16	121,619.96	9/16	121,851.53
5/8	120,701.04	5/8	120,932.51	5/8	121,164.06	5/8	121,395.63	5/8	121,627.20	5/8	121,858.77
11/16	120,708.27	11/16	120,939.75	11/16	121,171.30	11/16	121,402.87	11/16	121,634.44	11/16	121,866.01
3/4	120,715.50	3/4	120,946.98	3/4	121,178.54	3/4	121,410.11	3/4	121,641.67	3/4	121,873.24
13/16	120,722.74	13/16	120,954.21	13/16	121,185.77	13/16	121,417.34	13/16	121,648.91	13/16	121,880.48
7/8	120,729.97	7/8	120,961.45	7/8	121,193.01	7/8	121,424.58	7/8	121,656.15	7/8	121,887.72
15/16	120,737.20	15/16	120,968.68	15/16	121,200.25	15/16	121,431.82	15/16	121,663.38	15/16	121,894.95

This chart is Certified for Tank: 6 only. No changes are permissible without the written consent of GAUGE POINT CALIBRATION.

For calibration specification information, see certificate on page 1.

Tank No: 6
GAUGE POINT CALIBRATION
1-800-205-TANK

Red Hill, Pearl Harbor, HI

Issue Date: 12/22/2006

Capacities given in barrels of 42 U.S. gallons.

Gauge Height: 257'-07 7/8"

in/in	104 FT	in/in	104 FT	in/in	104 FT	in/in	104 FT	in/in	104 FT	in/in	105 FT
2	121,902.19	4	122,133.76	6	122,365.33	8	122,596.89	10	122,828.46	0	123,060.03
1/16	121,909.43	1/16	122,140.99	1/16	122,372.56	1/16	122,604.13	1/16	122,835.70	1/16	123,067.27
1/8	121,916.66	1/8	122,148.23	1/8	122,379.80	1/8	122,611.37	1/8	122,842.94	1/8	123,074.50
3/16	121,923.90	3/16	122,155.47	3/16	122,387.04	3/16	122,618.60	3/16	122,850.17	3/16	123,081.74
1/4	121,931.13	1/4	122,162.70	1/4	122,394.27	1/4	122,625.84	1/4	122,857.41	1/4	123,088.98
5/16	121,938.37	5/16	122,169.94	5/16	122,401.51	5/16	122,633.08	5/16	122,864.65	5/16	123,096.21
3/8	121,945.61	3/8	122,177.18	3/8	122,408.74	3/8	122,640.31	3/8	122,871.88	3/8	123,103.45
7/16	121,952.84	7/16	122,184.41	7/16	122,415.98	7/16	122,647.55	7/16	122,879.12	7/16	123,110.69
1/2	121,960.08	1/2	122,191.65	1/2	122,423.22	1/2	122,654.79	1/2	122,886.35	1/2	123,117.92
9/16	121,967.32	9/16	122,198.89	9/16	122,430.45	9/16	122,662.02	9/16	122,893.59	9/16	123,125.16
5/8	121,974.55	5/8	122,206.12	5/8	122,437.69	5/8	122,669.26	5/8	122,900.83	5/8	123,132.40
11/16	121,981.79	11/16	122,213.36	11/16	122,444.93	11/16	122,676.50	11/16	122,908.06	11/16	123,139.63
3/4	121,989.03	3/4	122,220.60	3/4	122,452.16	3/4	122,683.73	3/4	122,915.30	3/4	123,146.87
13/16	121,996.26	13/16	122,227.83	13/16	122,459.40	13/16	122,690.97	13/16	122,922.54	13/16	123,154.11
7/8	122,003.50	7/8	122,235.07	7/8	122,466.64	7/8	122,698.21	7/8	122,929.77	7/8	123,161.34
15/16	122,010.74	15/16	122,242.30	15/16	122,473.87	15/16	122,705.44	15/16	122,937.01	15/16	123,168.58
3	122,017.97	5	122,249.54	7	122,481.11	9	122,712.68	11	122,944.25	1	123,175.82
1/16	122,025.21	1/16	122,256.78	1/16	122,488.35	1/16	122,719.91	1/16	122,951.48	1/16	123,183.05
1/8	122,032.45	1/8	122,264.01	1/8	122,495.58	1/8	122,727.15	1/8	122,958.72	1/8	123,190.29
3/16	122,039.68	3/16	122,271.25	3/16	122,502.82	3/16	122,734.39	3/16	122,965.96	3/16	123,197.52
1/4	122,046.92	1/4	122,278.49	1/4	122,510.06	1/4	122,741.62	1/4	122,973.19	1/4	123,204.76
5/16	122,054.16	5/16	122,285.72	5/16	122,517.29	5/16	122,748.86	5/16	122,980.43	5/16	123,212.00
3/8	122,061.39	3/8	122,292.96	3/8	122,524.53	3/8	122,756.10	3/8	122,987.67	3/8	123,219.23
7/16	122,068.63	7/16	122,300.20	7/16	122,531.77	7/16	122,763.33	7/16	122,994.90	7/16	123,226.47
1/2	122,075.87	1/2	122,307.43	1/2	122,539.00	1/2	122,770.57	1/2	123,002.14	1/2	123,233.71
9/16	122,083.10	9/16	122,314.67	9/16	122,546.24	9/16	122,777.81	9/16	123,009.38	9/16	123,240.94
5/8	122,090.34	5/8	122,321.91	5/8	122,553.48	5/8	122,785.04	5/8	123,016.61	5/8	123,248.18
11/16	122,097.57	11/16	122,329.14	11/16	122,560.71	11/16	122,792.28	11/16	123,023.85	11/16	123,255.42
3/4	122,104.81	3/4	122,336.38	3/4	122,567.95	3/4	122,799.52	3/4	123,031.08	3/4	123,262.65
13/16	122,112.05	13/16	122,343.62	13/16	122,575.18	13/16	122,806.75	13/16	123,038.32	13/16	123,269.89
7/8	122,119.28	7/8	122,350.85	7/8	122,582.42	7/8	122,813.99	7/8	123,045.56	7/8	123,277.13
15/16	122,126.52	15/16	122,358.09	15/16	122,589.66	15/16	122,821.23	15/16	123,052.79	15/16	123,284.36

This chart is Certified for Tank: 6 only. No changes are permissible without the written consent of GAUGE POINT CALIBRATION.

For calibration specification information, see certificate on page 1.

Tank No: 6
GAUGE POINT CALIBRATION
1-800-205-TANK

Red Hill, Pearl Harbor, HI

Issue Date: 12/22/2006

Capacities given in barrels of 42 U.S. gallons.

Gauge Height: 257'-07 7/8"

in/in	105 FT	in/in	105 FT	in/in	105 FT	in/in	105 FT	in/in	105 FT	in/in	106 FT
2	123,291.60	4	123,523.17	6	123,754.74	8	123,986.30	10	124,217.87	0	124,449.44
1/16	123,298.84	1/16	123,530.40	1/16	123,761.97	1/16	123,993.54	1/16	124,225.11	1/16	124,456.68
1/8	123,306.07	1/8	123,537.64	1/8	123,769.21	1/8	124,000.78	1/8	124,232.35	1/8	124,463.91
3/16	123,313.31	3/16	123,544.88	3/16	123,776.45	3/16	124,008.01	3/16	124,239.58	3/16	124,471.15
1/4	123,320.55	1/4	123,552.11	1/4	123,783.68	1/4	124,015.25	1/4	124,246.82	1/4	124,478.39
5/16	123,327.78	5/16	123,559.35	5/16	123,790.92	5/16	124,022.49	5/16	124,254.06	5/16	124,485.62
3/8	123,335.02	3/8	123,566.59	3/8	123,798.16	3/8	124,029.72	3/8	124,261.29	3/8	124,492.86
7/16	123,342.25	7/16	123,573.82	7/16	123,805.39	7/16	124,036.96	7/16	124,268.53	7/16	124,500.10
1/2	123,349.49	1/2	123,581.06	1/2	123,812.63	1/2	124,044.20	1/2	124,275.77	1/2	124,507.33
9/16	123,356.73	9/16	123,588.30	9/16	123,819.86	9/16	124,051.43	9/16	124,283.00	9/16	124,514.57
5/8	123,363.96	5/8	123,595.53	5/8	123,827.10	5/8	124,058.67	5/8	124,290.24	5/8	124,521.81
11/16	123,371.20	11/16	123,602.77	11/16	123,834.34	11/16	124,065.91	11/16	124,297.47	11/16	124,529.04
3/4	123,378.44	3/4	123,610.01	3/4	123,841.57	3/4	124,073.14	3/4	124,304.71	3/4	124,536.28
13/16	123,385.67	13/16	123,617.24	13/16	123,848.81	13/16	124,080.38	13/16	124,311.95	13/16	124,543.52
7/8	123,392.91	7/8	123,624.48	7/8	123,856.05	7/8	124,087.62	7/8	124,319.18	7/8	124,550.75
15/16	123,400.15	15/16	123,631.72	15/16	123,863.28	15/16	124,094.85	15/16	124,326.42	15/16	124,557.99
3	123,407.38	5	123,638.95	7	123,870.52	9	124,102.09	11	124,333.66	1	124,565.23
1/16	123,414.62	1/16	123,646.19	1/16	123,877.76	1/16	124,109.33	1/16	124,340.89	1/16	124,572.46
1/8	123,421.86	1/8	123,653.42	1/8	123,884.99	1/8	124,116.56	1/8	124,348.13	1/8	124,579.70
3/16	123,429.09	3/16	123,660.66	3/16	123,892.23	3/16	124,123.80	3/16	124,355.37	3/16	124,586.94
1/4	123,436.33	1/4	123,667.90	1/4	123,899.47	1/4	124,131.03	1/4	124,362.60	1/4	124,594.17
5/16	123,443.57	5/16	123,675.13	5/16	123,906.70	5/16	124,138.27	5/16	124,369.84	5/16	124,601.41
3/8	123,450.80	3/8	123,682.37	3/8	123,913.94	3/8	124,145.51	3/8	124,377.08	3/8	124,608.64
7/16	123,458.04	7/16	123,689.61	7/16	123,921.18	7/16	124,152.74	7/16	124,384.31	7/16	124,615.88
1/2	123,465.28	1/2	123,696.84	1/2	123,928.41	1/2	124,159.98	1/2	124,391.55	1/2	124,623.12
9/16	123,472.51	9/16	123,704.08	9/16	123,935.65	9/16	124,167.22	9/16	124,398.79	9/16	124,630.35
5/8	123,479.75	5/8	123,711.32	5/8	123,942.89	5/8	124,174.45	5/8	124,406.02	5/8	124,637.59
11/16	123,486.99	11/16	123,718.55	11/16	123,950.12	11/16	124,181.69	11/16	124,413.26	11/16	124,644.83
3/4	123,494.22	3/4	123,725.79	3/4	123,957.36	3/4	124,188.93	3/4	124,420.50	3/4	124,652.06
13/16	123,501.46	13/16	123,733.03	13/16	123,964.59	13/16	124,196.16	13/16	124,427.73	13/16	124,659.30
7/8	123,508.69	7/8	123,740.26	7/8	123,971.83	7/8	124,203.40	7/8	124,434.97	7/8	124,666.54
15/16	123,515.93	15/16	123,747.50	15/16	123,979.07	15/16	124,210.64	15/16	124,442.20	15/16	124,673.77

This chart is Certified for Tank: 6 only. No changes are permissible without the written consent of GAUGE POINT CALIBRATION.

For calibration specification information, see certificate on page 1.

Tank No: 6
GAUGE POINT CALIBRATION
1-800-205-TANK

Red Hill, Pearl Harbor, HI

Issue Date: 12/22/2006

Capacities given in barrels of 42 U.S. gallons.

Gauge Height: 257'-07 7/8"

in/in	106 FT	in/in	106 FT	in/in	106 FT	in/in	106 FT	in/in	106 FT	in/in	107 FT
2	124,681.01	4	124,912.58	6	125,144.15	8	125,375.71	10	125,607.28	0	125,838.85
1/16	124,688.25	1/16	124,919.81	1/16	125,151.38	1/16	125,382.95	1/16	125,614.52	1/16	125,846.09
1/8	124,695.48	1/8	124,927.05	1/8	125,158.62	1/8	125,390.19	1/8	125,621.76	1/8	125,853.32
3/16	124,702.72	3/16	124,934.29	3/16	125,165.86	3/16	125,397.42	3/16	125,628.99	3/16	125,860.56
1/4	124,709.96	1/4	124,941.52	1/4	125,173.09	1/4	125,404.66	1/4	125,636.23	1/4	125,867.80
5/16	124,717.19	5/16	124,948.76	5/16	125,180.33	5/16	125,411.90	5/16	125,643.47	5/16	125,875.03
3/8	124,724.43	3/8	124,956.00	3/8	125,187.57	3/8	125,419.13	3/8	125,650.70	3/8	125,882.27
7/16	124,731.67	7/16	124,963.23	7/16	125,194.80	7/16	125,426.37	7/16	125,657.94	7/16	125,889.51
1/2	124,738.90	1/2	124,970.47	1/2	125,202.04	1/2	125,433.61	1/2	125,665.18	1/2	125,896.74
9/16	124,746.14	9/16	124,977.71	9/16	125,209.28	9/16	125,440.84	9/16	125,672.41	9/16	125,903.98
5/8	124,753.37	5/8	124,984.94	5/8	125,216.51	5/8	125,448.08	5/8	125,679.65	5/8	125,911.22
11/16	124,760.61	11/16	124,992.18	11/16	125,223.75	11/16	125,455.32	11/16	125,686.88	11/16	125,918.45
3/4	124,767.85	3/4	124,999.42	3/4	125,230.98	3/4	125,462.55	3/4	125,694.12	3/4	125,925.69
13/16	124,775.08	13/16	125,006.65	13/16	125,238.22	13/16	125,469.79	13/16	125,701.36	13/16	125,932.93
7/8	124,782.32	7/8	125,013.89	7/8	125,245.46	7/8	125,477.03	7/8	125,708.59	7/8	125,940.16
15/16	124,789.56	15/16	125,021.13	15/16	125,252.69	15/16	125,484.26	15/16	125,715.83	15/16	125,947.40
3	124,796.79	5	125,028.36	7	125,259.93	9	125,491.50	11	125,723.07	1	125,954.64
1/16	124,804.03	1/16	125,035.60	1/16	125,267.17	1/16	125,498.74	1/16	125,730.30	1/16	125,961.87
1/8	124,811.27	1/8	125,042.84	1/8	125,274.40	1/8	125,505.97	1/8	125,737.54	1/8	125,969.11
3/16	124,818.50	3/16	125,050.07	3/16	125,281.64	3/16	125,513.21	3/16	125,744.78	3/16	125,976.35
1/4	124,825.74	1/4	125,057.31	1/4	125,288.88	1/4	125,520.45	1/4	125,752.01	1/4	125,983.58
5/16	124,832.98	5/16	125,064.54	5/16	125,296.11	5/16	125,527.68	5/16	125,759.25	5/16	125,990.82
3/8	124,840.21	3/8	125,071.78	3/8	125,303.35	3/8	125,534.92	3/8	125,766.49	3/8	125,998.05
7/16	124,847.45	7/16	125,079.02	7/16	125,310.59	7/16	125,542.15	7/16	125,773.72	7/16	126,005.29
1/2	124,854.69	1/2	125,086.25	1/2	125,317.82	1/2	125,549.39	1/2	125,780.96	1/2	126,012.53
9/16	124,861.92	9/16	125,093.49	9/16	125,325.06	9/16	125,556.63	9/16	125,788.20	9/16	126,019.76
5/8	124,869.16	5/8	125,100.73	5/8	125,332.30	5/8	125,563.86	5/8	125,795.43	5/8	126,027.00
11/16	124,876.40	11/16	125,107.96	11/16	125,339.53	11/16	125,571.10	11/16	125,802.67	11/16	126,034.24
3/4	124,883.63	3/4	125,115.20	3/4	125,346.77	3/4	125,578.34	3/4	125,809.91	3/4	126,041.47
13/16	124,890.87	13/16	125,122.44	13/16	125,354.01	13/16	125,585.57	13/16	125,817.14	13/16	126,048.71
7/8	124,898.11	7/8	125,129.67	7/8	125,361.24	7/8	125,592.81	7/8	125,824.38	7/8	126,055.95
15/16	124,905.34	15/16	125,136.91	15/16	125,368.48	15/16	125,600.05	15/16	125,831.62	15/16	126,063.18

This chart is Certified for Tank: 6 only. No changes are permissible without the written consent of GAUGE POINT CALIBRATION.

For calibration specification information, see certificate on page 1.

Tank No: 6
GAUGE POINT CALIBRATION
1-800-205-TANK

Red Hill, Pearl Harbor, HI

Issue Date: 12/22/2006

Capacities given in barrels of 42 U.S. gallons.

Gauge Height: 257'-07 7/8"

in/in	107 FT	in/in	107 FT	in/in	107 FT	in/in	107 FT	in/in	107 FT	in/in	108 FT
2	126,070.42	4	126,301.99	6	126,533.56	8	126,765.13	10	126,996.69	0	127,228.26
1/16	126,077.66	1/16	126,309.23	1/16	126,540.79	1/16	126,772.36	1/16	127,003.93	1/16	127,235.50
1/8	126,084.89	1/8	126,316.46	1/8	126,548.03	1/8	126,779.60	1/8	127,011.17	1/8	127,242.74
3/16	126,092.13	3/16	126,323.70	3/16	126,555.27	3/16	126,786.83	3/16	127,018.40	3/16	127,249.97
1/4	126,099.37	1/4	126,330.93	1/4	126,562.50	1/4	126,794.07	1/4	127,025.64	1/4	127,257.21
5/16	126,106.60	5/16	126,338.17	5/16	126,569.74	5/16	126,801.31	5/16	127,032.88	5/16	127,264.44
3/8	126,113.84	3/8	126,345.41	3/8	126,576.98	3/8	126,808.54	3/8	127,040.11	3/8	127,271.68
7/16	126,121.08	7/16	126,352.64	7/16	126,584.21	7/16	126,815.78	7/16	127,047.35	7/16	127,278.92
1/2	126,128.31	1/2	126,359.88	1/2	126,591.45	1/2	126,823.02	1/2	127,054.59	1/2	127,286.15
9/16	126,135.55	9/16	126,367.12	9/16	126,598.69	9/16	126,830.25	9/16	127,061.82	9/16	127,293.39
5/8	126,142.79	5/8	126,374.35	5/8	126,605.92	5/8	126,837.49	5/8	127,069.06	5/8	127,300.63
11/16	126,150.02	11/16	126,381.59	11/16	126,613.16	11/16	126,844.73	11/16	127,076.30	11/16	127,307.86
3/4	126,157.26	3/4	126,388.83	3/4	126,620.40	3/4	126,851.96	3/4	127,083.53	3/4	127,315.10
13/16	126,164.49	13/16	126,396.06	13/16	126,627.63	13/16	126,859.20	13/16	127,090.77	13/16	127,322.34
7/8	126,171.73	7/8	126,403.30	7/8	126,634.87	7/8	126,866.44	7/8	127,098.00	7/8	127,329.57
15/16	126,178.97	15/16	126,410.54	15/16	126,642.10	15/16	126,873.67	15/16	127,105.24	15/16	127,336.81
3	126,186.20	5	126,417.77	7	126,649.34	9	126,880.91	11	127,112.48	1	127,344.05
1/16	126,193.44	1/16	126,425.01	1/16	126,656.58	1/16	126,888.15	1/16	127,119.71	1/16	127,351.28
1/8	126,200.68	1/8	126,432.25	1/8	126,663.81	1/8	126,895.38	1/8	127,126.95	1/8	127,358.52
3/16	126,207.91	3/16	126,439.48	3/16	126,671.05	3/16	126,902.62	3/16	127,134.19	3/16	127,365.76
1/4	126,215.15	1/4	126,446.72	1/4	126,678.29	1/4	126,909.86	1/4	127,141.42	1/4	127,372.99
5/16	126,222.39	5/16	126,453.96	5/16	126,685.52	5/16	126,917.09	5/16	127,148.66	5/16	127,380.23
3/8	126,229.62	3/8	126,461.19	3/8	126,692.76	3/8	126,924.33	3/8	127,155.90	3/8	127,387.47
7/16	126,236.86	7/16	126,468.43	7/16	126,700.00	7/16	126,931.57	7/16	127,163.13	7/16	127,394.70
1/2	126,244.10	1/2	126,475.66	1/2	126,707.23	1/2	126,938.80	1/2	127,170.37	1/2	127,401.94
9/16	126,251.33	9/16	126,482.90	9/16	126,714.47	9/16	126,946.04	9/16	127,177.61	9/16	127,409.17
5/8	126,258.57	5/8	126,490.14	5/8	126,721.71	5/8	126,953.27	5/8	127,184.84	5/8	127,416.41
11/16	126,265.81	11/16	126,497.37	11/16	126,728.94	11/16	126,960.51	11/16	127,192.08	11/16	127,423.65
3/4	126,273.04	3/4	126,504.61	3/4	126,736.18	3/4	126,967.75	3/4	127,199.32	3/4	127,430.88
13/16	126,280.28	13/16	126,511.85	13/16	126,743.42	13/16	126,974.98	13/16	127,206.55	13/16	127,438.12
7/8	126,287.52	7/8	126,519.08	7/8	126,750.65	7/8	126,982.22	7/8	127,213.79	7/8	127,445.36
15/16	126,294.75	15/16	126,526.32	15/16	126,757.89	15/16	126,989.46	15/16	127,221.03	15/16	127,452.59

This chart is Certified for Tank: 6 only. No changes are permissible without the written consent of GAUGE POINT CALIBRATION.

For calibration specification information, see certificate on page 1.

Tank No: 6
GAUGE POINT CALIBRATION
1-800-205-TANK

Red Hill, Pearl Harbor, HI

Issue Date: 12/22/2006

Capacities given in barrels of 42 U.S. gallons.

Gauge Height: 257'-07 7/8"

in/in	108 FT	in/in	108 FT	in/in	108 FT	in/in	108 FT	in/in	108 FT	in/in	108 FT	in/in	109 FT
2	127,459.83	4	127,691.40	6	127,922.97	8	128,154.69	10	128,386.41	0	128,618.13		
1/16	127,467.07	1/16	127,698.64	1/16	127,930.21	1/16	128,161.93	1/16	128,393.65	1/16	128,625.37		
1/8	127,474.30	1/8	127,705.87	1/8	127,937.45	1/8	128,169.17	1/8	128,400.89	1/8	128,632.61		
3/16	127,481.54	3/16	127,713.11	3/16	127,944.69	3/16	128,176.41	3/16	128,408.13	3/16	128,639.85		
1/4	127,488.78	1/4	127,720.34	1/4	127,951.93	1/4	128,183.65	1/4	128,415.37	1/4	128,647.09		
5/16	127,496.01	5/16	127,727.58	5/16	127,959.17	5/16	128,190.89	5/16	128,422.61	5/16	128,654.33		
3/8	127,503.25	3/8	127,734.82	3/8	127,966.41	3/8	128,198.13	3/8	128,429.85	3/8	128,661.57		
7/16	127,510.49	7/16	127,742.05	7/16	127,973.66	7/16	128,205.38	7/16	128,437.09	7/16	128,668.81		
1/2	127,517.72	1/2	127,749.29	1/2	127,980.90	1/2	128,212.62	1/2	128,444.34	1/2	128,676.06		
9/16	127,524.96	9/16	127,756.53	9/16	127,988.14	9/16	128,219.86	9/16	128,451.58	9/16	128,683.30		
5/8	127,532.20	5/8	127,763.76	5/8	127,995.38	5/8	128,227.10	5/8	128,458.82	5/8	128,690.54		
11/16	127,539.43	11/16	127,771.00	11/16	128,002.62	11/16	128,234.34	11/16	128,466.06	11/16	128,697.78		
3/4	127,546.67	3/4	127,778.24	3/4	128,009.86	3/4	128,241.58	3/4	128,473.30	3/4	128,705.02		
13/16	127,553.91	13/16	127,785.47	13/16	128,017.10	13/16	128,248.82	13/16	128,480.54	13/16	128,712.26		
7/8	127,561.14	7/8	127,792.71	7/8	128,024.34	7/8	128,256.06	7/8	128,487.78	7/8	128,719.50		
15/16	127,568.38	15/16	127,799.95	15/16	128,031.59	15/16	128,263.31	15/16	128,495.02	15/16	128,726.74		
3	127,575.61	5	127,807.18	7	128,038.83	9	128,270.55	11	128,502.27	1	128,733.99		
1/16	127,582.85	1/16	127,814.42	1/16	128,046.07	1/16	128,277.79	1/16	128,509.51	1/16	128,741.23		
1/8	127,590.09	1/8	127,821.66	1/8	128,053.31	1/8	128,285.03	1/8	128,516.75	1/8	128,748.47		
3/16	127,597.32	3/16	127,828.89	3/16	128,060.55	3/16	128,292.27	3/16	128,523.99	3/16	128,755.71		
1/4	127,604.56	1/4	127,836.13	1/4	128,067.79	1/4	128,299.51	1/4	128,531.23	1/4	128,762.95		
5/16	127,611.80	5/16	127,843.37	5/16	128,075.03	5/16	128,306.75	5/16	128,538.47	5/16	128,770.19		
3/8	127,619.03	3/8	127,850.60	3/8	128,082.27	3/8	128,313.99	3/8	128,545.71	3/8	128,777.43		
7/16	127,626.27	7/16	127,857.84	7/16	128,089.52	7/16	128,321.24	7/16	128,552.95	7/16	128,784.67		
1/2	127,633.51	1/2	127,865.08	1/2	128,096.76	1/2	128,328.48	1/2	128,560.20	1/2	128,791.92		
9/16	127,640.74	9/16	127,872.31	9/16	128,104.00	9/16	128,335.72	9/16	128,567.44	9/16	128,799.16		
5/8	127,647.98	5/8	127,879.55	5/8	128,111.24	5/8	128,342.96	5/8	128,574.68	5/8	128,806.40		
11/16	127,655.22	11/16	127,886.78	11/16	128,118.48	11/16	128,350.20	11/16	128,581.92	11/16	128,813.64		
3/4	127,662.45	3/4	127,894.02	3/4	128,125.72	3/4	128,357.44	3/4	128,589.16	3/4	128,820.88		
13/16	127,669.69	13/16	127,901.26	13/16	128,132.96	13/16	128,364.68	13/16	128,596.40	13/16	128,828.12		
7/8	127,676.93	7/8	127,908.49	7/8	128,140.20	7/8	128,371.92	7/8	128,603.64	7/8	128,835.36		
15/16	127,684.16	15/16	127,915.73	15/16	128,147.45	15/16	128,379.16	15/16	128,610.88	15/16	128,842.60		

This chart is Certified for Tank: 6 only. No changes are permissible without the written consent of GAUGE POINT CALIBRATION.

For calibration specification information, see certificate on page 1.

Tank No: 6
GAUGE POINT CALIBRATION
1-800-205-TANK

Red Hill, Pearl Harbor, HI

Issue Date: 12/22/2006

Capacities given in barrels of 42 U.S. gallons.

Gauge Height: 257'-07 7/8"

in/in	109 FT	in/in	109 FT	in/in	109 FT	in/in	109 FT	in/in	109 FT	in/in	110 FT
2	128,849.84	4	129,081.56	6	129,313.28	8	129,545.00	10	129,776.72	0	130,008.44
1/16	128,857.09	1/16	129,088.81	1/16	129,320.52	1/16	129,552.24	1/16	129,783.96	1/16	130,015.68
1/8	128,864.33	1/8	129,096.05	1/8	129,327.77	1/8	129,559.49	1/8	129,791.20	1/8	130,022.92
3/16	128,871.57	3/16	129,103.29	3/16	129,335.01	3/16	129,566.73	3/16	129,798.45	3/16	130,030.17
1/4	128,878.81	1/4	129,110.53	1/4	129,342.25	1/4	129,573.97	1/4	129,805.69	1/4	130,037.41
5/16	128,886.05	5/16	129,117.77	5/16	129,349.49	5/16	129,581.21	5/16	129,812.93	5/16	130,044.65
3/8	128,893.29	3/8	129,125.01	3/8	129,356.73	3/8	129,588.45	3/8	129,820.17	3/8	130,051.89
7/16	128,900.53	7/16	129,132.25	7/16	129,363.97	7/16	129,595.69	7/16	129,827.41	7/16	130,059.13
1/2	128,907.77	1/2	129,139.49	1/2	129,371.21	1/2	129,602.93	1/2	129,834.65	1/2	130,066.37
9/16	128,915.02	9/16	129,146.74	9/16	129,378.45	9/16	129,610.17	9/16	129,841.89	9/16	130,073.61
5/8	128,922.26	5/8	129,153.98	5/8	129,385.70	5/8	129,617.42	5/8	129,849.13	5/8	130,080.85
11/16	128,929.50	11/16	129,161.22	11/16	129,392.94	11/16	129,624.66	11/16	129,856.38	11/16	130,088.10
3/4	128,936.74	3/4	129,168.46	3/4	129,400.18	3/4	129,631.90	3/4	129,863.62	3/4	130,095.34
13/16	128,943.98	13/16	129,175.70	13/16	129,407.42	13/16	129,639.14	13/16	129,870.86	13/16	130,102.58
7/8	128,951.22	7/8	129,182.94	7/8	129,414.66	7/8	129,646.38	7/8	129,878.10	7/8	130,109.82
15/16	128,958.46	15/16	129,190.18	15/16	129,421.90	15/16	129,653.62	15/16	129,885.34	15/16	130,117.06
3	128,965.70	5	129,197.42	7	129,429.14	9	129,660.86	11	129,892.58	1	130,124.30
1/16	128,972.95	1/16	129,204.67	1/16	129,436.38	1/16	129,668.10	1/16	129,899.82	1/16	130,131.54
1/8	128,980.19	1/8	129,211.91	1/8	129,443.63	1/8	129,675.35	1/8	129,907.06	1/8	130,138.78
3/16	128,987.43	3/16	129,219.15	3/16	129,450.87	3/16	129,682.59	3/16	129,914.31	3/16	130,146.03
1/4	128,994.67	1/4	129,226.39	1/4	129,458.11	1/4	129,689.83	1/4	129,921.55	1/4	130,153.27
5/16	129,001.91	5/16	129,233.63	5/16	129,465.35	5/16	129,697.07	5/16	129,928.79	5/16	130,160.51
3/8	129,009.15	3/8	129,240.87	3/8	129,472.59	3/8	129,704.31	3/8	129,936.03	3/8	130,167.75
7/16	129,016.39	7/16	129,248.11	7/16	129,479.83	7/16	129,711.55	7/16	129,943.27	7/16	130,174.99
1/2	129,023.63	1/2	129,255.35	1/2	129,487.07	1/2	129,718.79	1/2	129,950.51	1/2	130,182.23
9/16	129,030.88	9/16	129,262.60	9/16	129,494.31	9/16	129,726.03	9/16	129,957.75	9/16	130,189.47
5/8	129,038.12	5/8	129,269.84	5/8	129,501.56	5/8	129,733.28	5/8	129,964.99	5/8	130,196.71
11/16	129,045.36	11/16	129,277.08	11/16	129,508.80	11/16	129,740.52	11/16	129,972.24	11/16	130,203.96
3/4	129,052.60	3/4	129,284.32	3/4	129,516.04	3/4	129,747.76	3/4	129,979.48	3/4	130,211.20
13/16	129,059.84	13/16	129,291.56	13/16	129,523.28	13/16	129,755.00	13/16	129,986.72	13/16	130,218.44
7/8	129,067.08	7/8	129,298.80	7/8	129,530.52	7/8	129,762.24	7/8	129,993.96	7/8	130,225.68
15/16	129,074.32	15/16	129,306.04	15/16	129,537.76	15/16	129,769.48	15/16	130,001.20	15/16	130,232.92

This chart is Certified for Tank: 6 only. No changes are permissible without the written consent of GAUGE POINT CALIBRATION.

For calibration specification information, see certificate on page 1.

Tank No: 6
GAUGE POINT CALIBRATION
1-800-205-TANK

Red Hill, Pearl Harbor, HI

Issue Date: 12/22/2006

Capacities given in barrels of 42 U.S. gallons.

Gauge Height: 257'-07 7/8"

in/in	110 FT	in/in	110 FT	in/in	110 FT	in/in	110 FT	in/in	110 FT	in/in	111 FT
2	130,240.16	4	130,471.88	6	130,703.60	8	130,935.32	10	131,167.04	0	131,398.76
1/16	130,247.40	1/16	130,479.12	1/16	130,710.84	1/16	130,942.56	1/16	131,174.28	1/16	131,406.00
1/8	130,254.64	1/8	130,486.36	1/8	130,718.08	1/8	130,949.80	1/8	131,181.52	1/8	131,413.24
3/16	130,261.88	3/16	130,493.60	3/16	130,725.32	3/16	130,957.04	3/16	131,188.76	3/16	131,420.48
1/4	130,269.13	1/4	130,500.85	1/4	130,732.57	1/4	130,964.28	1/4	131,196.00	1/4	131,427.72
5/16	130,276.37	5/16	130,508.09	5/16	130,739.81	5/16	130,971.53	5/16	131,203.25	5/16	131,434.96
3/8	130,283.61	3/8	130,515.33	3/8	130,747.05	3/8	130,978.77	3/8	131,210.49	3/8	131,442.21
7/16	130,290.85	7/16	130,522.57	7/16	130,754.29	7/16	130,986.01	7/16	131,217.73	7/16	131,449.45
1/2	130,298.09	1/2	130,529.81	1/2	130,761.53	1/2	130,993.25	1/2	131,224.97	1/2	131,456.69
9/16	130,305.33	9/16	130,537.05	9/16	130,768.77	9/16	131,000.49	9/16	131,232.21	9/16	131,463.93
5/8	130,312.57	5/8	130,544.29	5/8	130,776.01	5/8	131,007.73	5/8	131,239.45	5/8	131,471.17
11/16	130,319.81	11/16	130,551.53	11/16	130,783.25	11/16	131,014.97	11/16	131,246.69	11/16	131,478.41
3/4	130,327.06	3/4	130,558.78	3/4	130,790.49	3/4	131,022.21	3/4	131,253.93	3/4	131,485.65
13/16	130,334.30	13/16	130,566.02	13/16	130,797.74	13/16	131,029.46	13/16	131,261.17	13/16	131,492.89
7/8	130,341.54	7/8	130,573.26	7/8	130,804.98	7/8	131,036.70	7/8	131,268.42	7/8	131,500.14
15/16	130,348.78	15/16	130,580.50	15/16	130,812.22	15/16	131,043.94	15/16	131,275.66	15/16	131,507.38
3	130,356.02	5	130,587.74	7	130,819.46	9	131,051.18	11	131,282.90	1	131,514.62
1/16	130,363.26	1/16	130,594.98	1/16	130,826.70	1/16	131,058.42	1/16	131,290.14	1/16	131,521.86
1/8	130,370.50	1/8	130,602.22	1/8	130,833.94	1/8	131,065.66	1/8	131,297.38	1/8	131,529.10
3/16	130,377.74	3/16	130,609.46	3/16	130,841.18	3/16	131,072.90	3/16	131,304.62	3/16	131,536.34
1/4	130,384.99	1/4	130,616.71	1/4	130,848.42	1/4	131,080.14	1/4	131,311.86	1/4	131,543.58
5/16	130,392.23	5/16	130,623.95	5/16	130,855.67	5/16	131,087.39	5/16	131,319.10	5/16	131,550.82
3/8	130,399.47	3/8	130,631.19	3/8	130,862.91	3/8	131,094.63	3/8	131,326.35	3/8	131,558.07
7/16	130,406.71	7/16	130,638.43	7/16	130,870.15	7/16	131,101.87	7/16	131,333.59	7/16	131,565.31
1/2	130,413.95	1/2	130,645.67	1/2	130,877.39	1/2	131,109.11	1/2	131,340.83	1/2	131,572.55
9/16	130,421.19	9/16	130,652.91	9/16	130,884.63	9/16	131,116.35	9/16	131,348.07	9/16	131,579.79
5/8	130,428.43	5/8	130,660.15	5/8	130,891.87	5/8	131,123.59	5/8	131,355.31	5/8	131,587.03
11/16	130,435.67	11/16	130,667.39	11/16	130,899.11	11/16	131,130.83	11/16	131,362.55	11/16	131,594.27
3/4	130,442.92	3/4	130,674.64	3/4	130,906.35	3/4	131,138.07	3/4	131,369.79	3/4	131,601.51
13/16	130,450.16	13/16	130,681.88	13/16	130,913.60	13/16	131,145.32	13/16	131,377.03	13/16	131,608.75
7/8	130,457.40	7/8	130,689.12	7/8	130,920.84	7/8	131,152.56	7/8	131,384.28	7/8	131,616.00
15/16	130,464.64	15/16	130,696.36	15/16	130,928.08	15/16	131,159.80	15/16	131,391.52	15/16	131,623.24

This chart is Certified for Tank: 6 only. No changes are permissible without the written consent of GAUGE POINT CALIBRATION.

For calibration specification information, see certificate on page 1.

Tank No: 6
GAUGE POINT CALIBRATION
1-800-205-TANK

Red Hill, Pearl Harbor, HI

Issue Date: 12/22/2006

Capacities given in barrels of 42 U.S. gallons.

Gauge Height: 257'-07 7/8"

in/in	111 FT	in/in	111 FT	in/in	111 FT	in/in	111 FT	in/in	111 FT	in/in	112 FT
2	131,630.48	4	131,862.20	6	132,093.92	8	132,325.64	10	132,557.36	0	132,789.07
1/16	131,637.72	1/16	131,869.44	1/16	132,101.16	1/16	132,332.88	1/16	132,564.60	1/16	132,796.32
1/8	131,644.96	1/8	131,876.68	1/8	132,108.40	1/8	132,340.12	1/8	132,571.84	1/8	132,803.56
3/16	131,652.20	3/16	131,883.92	3/16	132,115.64	3/16	132,347.36	3/16	132,579.08	3/16	132,810.80
1/4	131,659.44	1/4	131,891.16	1/4	132,122.88	1/4	132,354.60	1/4	132,586.32	1/4	132,818.04
5/16	131,666.68	5/16	131,898.40	5/16	132,130.12	5/16	132,361.84	5/16	132,593.56	5/16	132,825.28
3/8	131,673.93	3/8	131,905.64	3/8	132,137.36	3/8	132,369.08	3/8	132,600.80	3/8	132,832.52
7/16	131,681.17	7/16	131,912.89	7/16	132,144.61	7/16	132,376.32	7/16	132,608.04	7/16	132,839.76
1/2	131,688.41	1/2	131,920.13	1/2	132,151.85	1/2	132,383.57	1/2	132,615.29	1/2	132,847.00
9/16	131,695.65	9/16	131,927.37	9/16	132,159.09	9/16	132,390.81	9/16	132,622.53	9/16	132,854.25
5/8	131,702.89	5/8	131,934.61	5/8	132,166.33	5/8	132,398.05	5/8	132,629.77	5/8	132,861.49
11/16	131,710.13	11/16	131,941.85	11/16	132,173.57	11/16	132,405.29	11/16	132,637.01	11/16	132,868.73
3/4	131,717.37	3/4	131,949.09	3/4	132,180.81	3/4	132,412.53	3/4	132,644.25	3/4	132,875.97
13/16	131,724.61	13/16	131,956.33	13/16	132,188.05	13/16	132,419.77	13/16	132,651.49	13/16	132,883.21
7/8	131,731.85	7/8	131,963.57	7/8	132,195.29	7/8	132,427.01	7/8	132,658.73	7/8	132,890.45
15/16	131,739.10	15/16	131,970.82	15/16	132,202.53	15/16	132,434.25	15/16	132,665.97	15/16	132,897.69
3	131,746.34	5	131,978.06	7	132,209.78	9	132,441.50	11	132,673.22	1	132,904.93
1/16	131,753.58	1/16	131,985.30	1/16	132,217.02	1/16	132,448.74	1/16	132,680.46	1/16	132,912.18
1/8	131,760.82	1/8	131,992.54	1/8	132,224.26	1/8	132,455.98	1/8	132,687.70	1/8	132,919.42
3/16	131,768.06	3/16	131,999.78	3/16	132,231.50	3/16	132,463.22	3/16	132,694.94	3/16	132,926.66
1/4	131,775.30	1/4	132,007.02	1/4	132,238.74	1/4	132,470.46	1/4	132,702.18	1/4	132,933.90
5/16	131,782.54	5/16	132,014.26	5/16	132,245.98	5/16	132,477.70	5/16	132,709.42	5/16	132,941.14
3/8	131,789.78	3/8	132,021.50	3/8	132,253.22	3/8	132,484.94	3/8	132,716.66	3/8	132,948.38
7/16	131,797.03	7/16	132,028.75	7/16	132,260.46	7/16	132,492.18	7/16	132,723.90	7/16	132,955.62
1/2	131,804.27	1/2	132,035.99	1/2	132,267.71	1/2	132,499.43	1/2	132,731.14	1/2	132,962.86
9/16	131,811.51	9/16	132,043.23	9/16	132,274.95	9/16	132,506.67	9/16	132,738.39	9/16	132,970.11
5/8	131,818.75	5/8	132,050.47	5/8	132,282.19	5/8	132,513.91	5/8	132,745.63	5/8	132,977.35
11/16	131,825.99	11/16	132,057.71	11/16	132,289.43	11/16	132,521.15	11/16	132,752.87	11/16	132,984.59
3/4	131,833.23	3/4	132,064.95	3/4	132,296.67	3/4	132,528.39	3/4	132,760.11	3/4	132,991.83
13/16	131,840.47	13/16	132,072.19	13/16	132,303.91	13/16	132,535.63	13/16	132,767.35	13/16	132,999.07
7/8	131,847.71	7/8	132,079.43	7/8	132,311.15	7/8	132,542.87	7/8	132,774.59	7/8	133,006.31
15/16	131,854.96	15/16	132,086.68	15/16	132,318.39	15/16	132,550.11	15/16	132,781.83	15/16	133,013.55

This chart is Certified for Tank: 6 only. No changes are permissible without the written consent of GAUGE POINT CALIBRATION.

For calibration specification information, see certificate on page 1.

Tank No: 6
GAUGE POINT CALIBRATION
1-800-205-TANK

Red Hill, Pearl Harbor, HI

Issue Date: 12/22/2006

Capacities given in barrels of 42 U.S. gallons.

Gauge Height: 257'-07 7/8"

in/in	112 FT	in/in	112 FT	in/in	112 FT	in/in	112 FT	in/in	112 FT	in/in	113 FT
2	133,020.79	4	133,252.51	6	133,484.23	8	133,715.95	10	133,947.67	0	134,179.39
1/16	133,028.04	1/16	133,259.75	1/16	133,491.47	1/16	133,723.19	1/16	133,954.91	1/16	134,186.63
1/8	133,035.28	1/8	133,267.00	1/8	133,498.72	1/8	133,730.43	1/8	133,962.15	1/8	134,193.87
3/16	133,042.52	3/16	133,274.24	3/16	133,505.96	3/16	133,737.68	3/16	133,969.40	3/16	134,201.11
1/4	133,049.76	1/4	133,281.48	1/4	133,513.20	1/4	133,744.92	1/4	133,976.64	1/4	134,208.36
5/16	133,057.00	5/16	133,288.72	5/16	133,520.44	5/16	133,752.16	5/16	133,983.88	5/16	134,215.60
3/8	133,064.24	3/8	133,295.96	3/8	133,527.68	3/8	133,759.40	3/8	133,991.12	3/8	134,222.84
7/16	133,071.48	7/16	133,303.20	7/16	133,534.92	7/16	133,766.64	7/16	133,998.36	7/16	134,230.08
1/2	133,078.72	1/2	133,310.44	1/2	133,542.16	1/2	133,773.88	1/2	134,005.60	1/2	134,237.32
9/16	133,085.97	9/16	133,317.68	9/16	133,549.40	9/16	133,781.12	9/16	134,012.84	9/16	134,244.56
5/8	133,093.21	5/8	133,324.93	5/8	133,556.65	5/8	133,788.36	5/8	134,020.08	5/8	134,251.80
11/16	133,100.45	11/16	133,332.17	11/16	133,563.89	11/16	133,795.61	11/16	134,027.33	11/16	134,259.04
3/4	133,107.69	3/4	133,339.41	3/4	133,571.13	3/4	133,802.85	3/4	134,034.57	3/4	134,266.29
13/16	133,114.93	13/16	133,346.65	13/16	133,578.37	13/16	133,810.09	13/16	134,041.81	13/16	134,273.53
7/8	133,122.17	7/8	133,353.89	7/8	133,585.61	7/8	133,817.33	7/8	134,049.05	7/8	134,280.77
15/16	133,129.41	15/16	133,361.13	15/16	133,592.85	15/16	133,824.57	15/16	134,056.29	15/16	134,288.01
3	133,136.65	5	133,368.37	7	133,600.09	9	133,831.81	11	134,063.53	1	134,295.25
1/16	133,143.90	1/16	133,375.61	1/16	133,607.33	1/16	133,839.05	1/16	134,070.77	1/16	134,302.49
1/8	133,151.14	1/8	133,382.86	1/8	133,614.58	1/8	133,846.29	1/8	134,078.01	1/8	134,309.73
3/16	133,158.38	3/16	133,390.10	3/16	133,621.82	3/16	133,853.54	3/16	134,085.26	3/16	134,316.97
1/4	133,165.62	1/4	133,397.34	1/4	133,629.06	1/4	133,860.78	1/4	134,092.50	1/4	134,324.22
5/16	133,172.86	5/16	133,404.58	5/16	133,636.30	5/16	133,868.02	5/16	134,099.74	5/16	134,331.46
3/8	133,180.10	3/8	133,411.82	3/8	133,643.54	3/8	133,875.26	3/8	134,106.98	3/8	134,338.70
7/16	133,187.34	7/16	133,419.06	7/16	133,650.78	7/16	133,882.50	7/16	134,114.22	7/16	134,345.94
1/2	133,194.58	1/2	133,426.30	1/2	133,658.02	1/2	133,889.74	1/2	134,121.46	1/2	134,353.18
9/16	133,201.82	9/16	133,433.54	9/16	133,665.26	9/16	133,896.98	9/16	134,128.70	9/16	134,360.42
5/8	133,209.07	5/8	133,440.79	5/8	133,672.50	5/8	133,904.22	5/8	134,135.94	5/8	134,367.66
11/16	133,216.31	11/16	133,448.03	11/16	133,679.75	11/16	133,911.47	11/16	134,143.18	11/16	134,374.90
3/4	133,223.55	3/4	133,455.27	3/4	133,686.99	3/4	133,918.71	3/4	134,150.43	3/4	134,382.15
13/16	133,230.79	13/16	133,462.51	13/16	133,694.23	13/16	133,925.95	13/16	134,157.67	13/16	134,389.39
7/8	133,238.03	7/8	133,469.75	7/8	133,701.47	7/8	133,933.19	7/8	134,164.91	7/8	134,396.63
15/16	133,245.27	15/16	133,476.99	15/16	133,708.71	15/16	133,940.43	15/16	134,172.15	15/16	134,403.87

This chart is Certified for Tank: 6 only. No changes are permissible without the written consent of GAUGE POINT CALIBRATION.

For calibration specification information, see certificate on page 1.

Tank No: 6
GAUGE POINT CALIBRATION
1-800-205-TANK

Red Hill, Pearl Harbor, HI

Issue Date: 12/22/2006

Capacities given in barrels of 42 U.S. gallons.

Gauge Height: 257'-07 7/8"

in/in	113 FT	in/in	113 FT	in/in	113 FT	in/in	113 FT	in/in	113 FT	in/in	114 FT
2	134,411.11	4	134,642.83	6	134,874.55	8	135,106.07	10	135,337.59	0	135,569.11
1/16	134,418.35	1/16	134,650.07	1/16	134,881.78	1/16	135,113.31	1/16	135,344.83	1/16	135,576.35
1/8	134,425.59	1/8	134,657.31	1/8	134,889.02	1/8	135,120.54	1/8	135,352.06	1/8	135,583.58
3/16	134,432.83	3/16	134,664.55	3/16	134,896.25	3/16	135,127.78	3/16	135,359.30	3/16	135,590.82
1/4	134,440.08	1/4	134,671.79	1/4	134,903.49	1/4	135,135.01	1/4	135,366.53	1/4	135,598.05
5/16	134,447.32	5/16	134,679.04	5/16	134,910.72	5/16	135,142.25	5/16	135,373.77	5/16	135,605.29
3/8	134,454.56	3/8	134,686.28	3/8	134,917.96	3/8	135,149.48	3/8	135,381.00	3/8	135,612.53
7/16	134,461.80	7/16	134,693.52	7/16	134,925.19	7/16	135,156.72	7/16	135,388.24	7/16	135,619.76
1/2	134,469.04	1/2	134,700.76	1/2	134,932.43	1/2	135,163.95	1/2	135,395.47	1/2	135,627.00
9/16	134,476.28	9/16	134,708.00	9/16	134,939.66	9/16	135,171.19	9/16	135,402.71	9/16	135,634.23
5/8	134,483.52	5/8	134,715.24	5/8	134,946.90	5/8	135,178.42	5/8	135,409.94	5/8	135,641.47
11/16	134,490.76	11/16	134,722.48	11/16	134,954.13	11/16	135,185.66	11/16	135,417.18	11/16	135,648.70
3/4	134,498.01	3/4	134,729.72	3/4	134,961.37	3/4	135,192.89	3/4	135,424.41	3/4	135,655.94
13/16	134,505.25	13/16	134,736.97	13/16	134,968.61	13/16	135,200.13	13/16	135,431.65	13/16	135,663.17
7/8	134,512.49	7/8	134,744.21	7/8	134,975.84	7/8	135,207.36	7/8	135,438.88	7/8	135,670.41
15/16	134,519.73	15/16	134,751.45	15/16	134,983.08	15/16	135,214.60	15/16	135,446.12	15/16	135,677.64
3	134,526.97	5	134,758.69	7	134,990.31	9	135,221.83	11	135,453.35	1	135,684.88
1/16	134,534.21	1/16	134,765.93	1/16	134,997.55	1/16	135,229.07	1/16	135,460.59	1/16	135,692.11
1/8	134,541.45	1/8	134,773.17	1/8	135,004.78	1/8	135,236.30	1/8	135,467.82	1/8	135,699.35
3/16	134,548.69	3/16	134,780.41	3/16	135,012.02	3/16	135,243.54	3/16	135,475.06	3/16	135,706.58
1/4	134,555.94	1/4	134,787.65	1/4	135,019.25	1/4	135,250.77	1/4	135,482.29	1/4	135,713.82
5/16	134,563.18	5/16	134,794.90	5/16	135,026.49	5/16	135,258.01	5/16	135,489.53	5/16	135,721.05
3/8	134,570.42	3/8	134,802.14	3/8	135,033.72	3/8	135,265.24	3/8	135,496.76	3/8	135,728.29
7/16	134,577.66	7/16	134,809.38	7/16	135,040.96	7/16	135,272.48	7/16	135,504.00	7/16	135,735.52
1/2	134,584.90	1/2	134,816.62	1/2	135,048.19	1/2	135,279.71	1/2	135,511.23	1/2	135,742.76
9/16	134,592.14	9/16	134,823.86	9/16	135,055.43	9/16	135,286.95	9/16	135,518.47	9/16	135,749.99
5/8	134,599.38	5/8	134,831.10	5/8	135,062.66	5/8	135,294.18	5/8	135,525.70	5/8	135,757.23
11/16	134,606.62	11/16	134,838.34	11/16	135,069.90	11/16	135,301.42	11/16	135,532.94	11/16	135,764.46
3/4	134,613.86	3/4	134,845.58	3/4	135,077.13	3/4	135,308.65	3/4	135,540.17	3/4	135,771.70
13/16	134,621.11	13/16	134,852.83	13/16	135,084.37	13/16	135,315.89	13/16	135,547.41	13/16	135,778.93
7/8	134,628.35	7/8	134,860.07	7/8	135,091.60	7/8	135,323.12	7/8	135,554.64	7/8	135,786.17
15/16	134,635.59	15/16	134,867.31	15/16	135,098.84	15/16	135,330.36	15/16	135,561.88	15/16	135,793.40

This chart is Certified for Tank: 6 only. No changes are permissible without the written consent of GAUGE POINT CALIBRATION.

For calibration specification information, see certificate on page 1.

Tank No: 6
GAUGE POINT CALIBRATION
1-800-205-TANK

Red Hill, Pearl Harbor, HI

Issue Date: 12/22/2006

Capacities given in barrels of 42 U.S. gallons.

Gauge Height: 257'-07 7/8"

in/in	114 FT	in/in	114 FT	in/in	114 FT	in/in	114 FT	in/in	114 FT	in/in	115 FT
2	135,800.64	4	136,032.16	6	136,263.68	8	136,495.20	10	136,726.72	0	136,958.25
1/16	135,807.87	1/16	136,039.39	1/16	136,270.92	1/16	136,502.44	1/16	136,733.96	1/16	136,965.48
1/8	135,815.11	1/8	136,046.63	1/8	136,278.15	1/8	136,509.67	1/8	136,741.19	1/8	136,972.72
3/16	135,822.34	3/16	136,053.86	3/16	136,285.39	3/16	136,516.91	3/16	136,748.43	3/16	136,979.95
1/4	135,829.58	1/4	136,061.10	1/4	136,292.62	1/4	136,524.14	1/4	136,755.66	1/4	136,987.19
5/16	135,836.81	5/16	136,068.33	5/16	136,299.86	5/16	136,531.38	5/16	136,762.90	5/16	136,994.42
3/8	135,844.05	3/8	136,075.57	3/8	136,307.09	3/8	136,538.61	3/8	136,770.13	3/8	137,001.66
7/16	135,851.28	7/16	136,082.80	7/16	136,314.33	7/16	136,545.85	7/16	136,777.37	7/16	137,008.89
1/2	135,858.52	1/2	136,090.04	1/2	136,321.56	1/2	136,553.08	1/2	136,784.60	1/2	137,016.13
9/16	135,865.75	9/16	136,097.27	9/16	136,328.80	9/16	136,560.32	9/16	136,791.84	9/16	137,023.36
5/8	135,872.99	5/8	136,104.51	5/8	136,336.03	5/8	136,567.55	5/8	136,799.07	5/8	137,030.60
11/16	135,880.22	11/16	136,111.74	11/16	136,343.27	11/16	136,574.79	11/16	136,806.31	11/16	137,037.83
3/4	135,887.46	3/4	136,118.98	3/4	136,350.50	3/4	136,582.02	3/4	136,813.54	3/4	137,045.07
13/16	135,894.69	13/16	136,126.21	13/16	136,357.74	13/16	136,589.26	13/16	136,820.78	13/16	137,052.30
7/8	135,901.93	7/8	136,133.45	7/8	136,364.97	7/8	136,596.49	7/8	136,828.01	7/8	137,059.54
15/16	135,909.16	15/16	136,140.68	15/16	136,372.21	15/16	136,603.73	15/16	136,835.25	15/16	137,066.77
3	135,916.40	5	136,147.92	7	136,379.44	9	136,610.96	11	136,842.48	1	137,074.01
1/16	135,923.63	1/16	136,155.15	1/16	136,386.68	1/16	136,618.20	1/16	136,849.72	1/16	137,081.24
1/8	135,930.87	1/8	136,162.39	1/8	136,393.91	1/8	136,625.43	1/8	136,856.95	1/8	137,088.48
3/16	135,938.10	3/16	136,169.62	3/16	136,401.15	3/16	136,632.67	3/16	136,864.19	3/16	137,095.71
1/4	135,945.34	1/4	136,176.86	1/4	136,408.38	1/4	136,639.90	1/4	136,871.42	1/4	137,102.95
5/16	135,952.57	5/16	136,184.09	5/16	136,415.62	5/16	136,647.14	5/16	136,878.66	5/16	137,110.18
3/8	135,959.81	3/8	136,191.33	3/8	136,422.85	3/8	136,654.37	3/8	136,885.89	3/8	137,117.42
7/16	135,967.04	7/16	136,198.56	7/16	136,430.09	7/16	136,661.61	7/16	136,893.13	7/16	137,124.65
1/2	135,974.28	1/2	136,205.80	1/2	136,437.32	1/2	136,668.84	1/2	136,900.37	1/2	137,131.89
9/16	135,981.51	9/16	136,213.03	9/16	136,444.56	9/16	136,676.08	9/16	136,907.60	9/16	137,139.12
5/8	135,988.75	5/8	136,220.27	5/8	136,451.79	5/8	136,683.31	5/8	136,914.84	5/8	137,146.36
11/16	135,995.98	11/16	136,227.50	11/16	136,459.03	11/16	136,690.55	11/16	136,922.07	11/16	137,153.59
3/4	136,003.22	3/4	136,234.74	3/4	136,466.26	3/4	136,697.78	3/4	136,929.31	3/4	137,160.83
13/16	136,010.45	13/16	136,241.97	13/16	136,473.50	13/16	136,705.02	13/16	136,936.54	13/16	137,168.06
7/8	136,017.69	7/8	136,249.21	7/8	136,480.73	7/8	136,712.25	7/8	136,943.78	7/8	137,175.30
15/16	136,024.92	15/16	136,256.45	15/16	136,487.97	15/16	136,719.49	15/16	136,951.01	15/16	137,182.53

This chart is Certified for Tank: 6 only. No changes are permissible without the written consent of GAUGE POINT CALIBRATION.

For calibration specification information, see certificate on page 1.

Tank No: 6
GAUGE POINT CALIBRATION
1-800-205-TANK

Red Hill, Pearl Harbor, HI

Issue Date: 12/22/2006

Capacities given in barrels of 42 U.S. gallons.

Gauge Height: 257'-07 7/8"

in/in	115 FT	in/in	115 FT	in/in	115 FT	in/in	115 FT	in/in	115 FT	in/in	116 FT
2	137,189.77	4	137,421.29	6	137,652.81	8	137,884.33	10	138,115.85	0	138,347.38
1/16	137,197.00	1/16	137,428.52	1/16	137,660.05	1/16	137,891.57	1/16	138,123.09	1/16	138,354.61
1/8	137,204.24	1/8	137,435.76	1/8	137,667.28	1/8	137,898.80	1/8	138,130.32	1/8	138,361.85
3/16	137,211.47	3/16	137,442.99	3/16	137,674.52	3/16	137,906.04	3/16	138,137.56	3/16	138,369.08
1/4	137,218.71	1/4	137,450.23	1/4	137,681.75	1/4	137,913.27	1/4	138,144.79	1/4	138,376.32
5/16	137,225.94	5/16	137,457.46	5/16	137,688.99	5/16	137,920.51	5/16	138,152.03	5/16	138,383.55
3/8	137,233.18	3/8	137,464.70	3/8	137,696.22	3/8	137,927.74	3/8	138,159.26	3/8	138,390.79
7/16	137,240.41	7/16	137,471.93	7/16	137,703.46	7/16	137,934.98	7/16	138,166.50	7/16	138,398.02
1/2	137,247.65	1/2	137,479.17	1/2	137,710.69	1/2	137,942.21	1/2	138,173.73	1/2	138,405.26
9/16	137,254.88	9/16	137,486.40	9/16	137,717.93	9/16	137,949.45	9/16	138,180.97	9/16	138,412.49
5/8	137,262.12	5/8	137,493.64	5/8	137,725.16	5/8	137,956.68	5/8	138,188.21	5/8	138,419.73
11/16	137,269.35	11/16	137,500.87	11/16	137,732.40	11/16	137,963.92	11/16	138,195.44	11/16	138,426.96
3/4	137,276.59	3/4	137,508.11	3/4	137,739.63	3/4	137,971.15	3/4	138,202.68	3/4	138,434.20
13/16	137,283.82	13/16	137,515.34	13/16	137,746.87	13/16	137,978.39	13/16	138,209.91	13/16	138,441.43
7/8	137,291.06	7/8	137,522.58	7/8	137,754.10	7/8	137,985.62	7/8	138,217.15	7/8	138,448.67
15/16	137,298.29	15/16	137,529.81	15/16	137,761.34	15/16	137,992.86	15/16	138,224.38	15/16	138,455.90
3	137,305.53	5	137,537.05	7	137,768.57	9	138,000.09	11	138,231.62	1	138,463.14
1/16	137,312.76	1/16	137,544.29	1/16	137,775.81	1/16	138,007.33	1/16	138,238.85	1/16	138,470.37
1/8	137,320.00	1/8	137,551.52	1/8	137,783.04	1/8	138,014.56	1/8	138,246.09	1/8	138,477.61
3/16	137,327.23	3/16	137,558.76	3/16	137,790.28	3/16	138,021.80	3/16	138,253.32	3/16	138,484.84
1/4	137,334.47	1/4	137,565.99	1/4	137,797.51	1/4	138,029.03	1/4	138,260.56	1/4	138,492.08
5/16	137,341.70	5/16	137,573.23	5/16	137,804.75	5/16	138,036.27	5/16	138,267.79	5/16	138,499.31
3/8	137,348.94	3/8	137,580.46	3/8	137,811.98	3/8	138,043.50	3/8	138,275.03	3/8	138,506.55
7/16	137,356.17	7/16	137,587.70	7/16	137,819.22	7/16	138,050.74	7/16	138,282.26	7/16	138,513.78
1/2	137,363.41	1/2	137,594.93	1/2	137,826.45	1/2	138,057.97	1/2	138,289.50	1/2	138,521.02
9/16	137,370.64	9/16	137,602.17	9/16	137,833.69	9/16	138,065.21	9/16	138,296.73	9/16	138,528.25
5/8	137,377.88	5/8	137,609.40	5/8	137,840.92	5/8	138,072.44	5/8	138,303.97	5/8	138,535.49
11/16	137,385.11	11/16	137,616.64	11/16	137,848.16	11/16	138,079.68	11/16	138,311.20	11/16	138,542.72
3/4	137,392.35	3/4	137,623.87	3/4	137,855.39	3/4	138,086.91	3/4	138,318.44	3/4	138,549.96
13/16	137,399.58	13/16	137,631.11	13/16	137,862.63	13/16	138,094.15	13/16	138,325.67	13/16	138,557.19
7/8	137,406.82	7/8	137,638.34	7/8	137,869.86	7/8	138,101.38	7/8	138,332.91	7/8	138,564.43
15/16	137,414.05	15/16	137,645.58	15/16	137,877.10	15/16	138,108.62	15/16	138,340.14	15/16	138,571.66

This chart is Certified for Tank: 6 only. No changes are permissible without the written consent of GAUGE POINT CALIBRATION.

For calibration specification information, see certificate on page 1.

Tank No: 6
GAUGE POINT CALIBRATION
1-800-205-TANK

Red Hill, Pearl Harbor, HI

Issue Date: 12/22/2006

Capacities given in barrels of 42 U.S. gallons.

Gauge Height: 257'-07 7/8"

in/in	116 FT	in/in	116 FT	in/in	116 FT	in/in	116 FT	in/in	116 FT	in/in	117 FT
2	138,578.90	4	138,810.42	6	139,041.94	8	139,273.46	10	139,504.99	0	139,736.51
1/16	138,586.13	1/16	138,817.65	1/16	139,049.18	1/16	139,280.70	1/16	139,512.22	1/16	139,743.74
1/8	138,593.37	1/8	138,824.89	1/8	139,056.41	1/8	139,287.93	1/8	139,519.46	1/8	139,750.98
3/16	138,600.60	3/16	138,832.13	3/16	139,063.65	3/16	139,295.17	3/16	139,526.69	3/16	139,758.21
1/4	138,607.84	1/4	138,839.36	1/4	139,070.88	1/4	139,302.40	1/4	139,533.93	1/4	139,765.45
5/16	138,615.07	5/16	138,846.60	5/16	139,078.12	5/16	139,309.64	5/16	139,541.16	5/16	139,772.68
3/8	138,622.31	3/8	138,853.83	3/8	139,085.35	3/8	139,316.87	3/8	139,548.40	3/8	139,779.92
7/16	138,629.54	7/16	138,861.07	7/16	139,092.59	7/16	139,324.11	7/16	139,555.63	7/16	139,787.15
1/2	138,636.78	1/2	138,868.30	1/2	139,099.82	1/2	139,331.34	1/2	139,562.87	1/2	139,794.39
9/16	138,644.01	9/16	138,875.54	9/16	139,107.06	9/16	139,338.58	9/16	139,570.10	9/16	139,801.62
5/8	138,651.25	5/8	138,882.77	5/8	139,114.29	5/8	139,345.81	5/8	139,577.34	5/8	139,808.86
11/16	138,658.48	11/16	138,890.01	11/16	139,121.53	11/16	139,353.05	11/16	139,584.57	11/16	139,816.09
3/4	138,665.72	3/4	138,897.24	3/4	139,128.76	3/4	139,360.28	3/4	139,591.81	3/4	139,823.33
13/16	138,672.95	13/16	138,904.48	13/16	139,136.00	13/16	139,367.52	13/16	139,599.04	13/16	139,830.56
7/8	138,680.19	7/8	138,911.71	7/8	139,143.23	7/8	139,374.75	7/8	139,606.28	7/8	139,837.80
15/16	138,687.42	15/16	138,918.95	15/16	139,150.47	15/16	139,381.99	15/16	139,613.51	15/16	139,845.03
3	138,694.66	5	138,926.18	7	139,157.70	9	139,389.22	11	139,620.75	1	139,852.27
1/16	138,701.89	1/16	138,933.42	1/16	139,164.94	1/16	139,396.46	1/16	139,627.98	1/16	139,859.50
1/8	138,709.13	1/8	138,940.65	1/8	139,172.17	1/8	139,403.69	1/8	139,635.22	1/8	139,866.74
3/16	138,716.36	3/16	138,947.89	3/16	139,179.41	3/16	139,410.93	3/16	139,642.45	3/16	139,873.97
1/4	138,723.60	1/4	138,955.12	1/4	139,186.64	1/4	139,418.16	1/4	139,649.69	1/4	139,881.21
5/16	138,730.83	5/16	138,962.36	5/16	139,193.88	5/16	139,425.40	5/16	139,656.92	5/16	139,888.44
3/8	138,738.07	3/8	138,969.59	3/8	139,201.11	3/8	139,432.63	3/8	139,664.16	3/8	139,895.68
7/16	138,745.30	7/16	138,976.83	7/16	139,208.35	7/16	139,439.87	7/16	139,671.39	7/16	139,902.91
1/2	138,752.54	1/2	138,984.06	1/2	139,215.58	1/2	139,447.10	1/2	139,678.63	1/2	139,910.15
9/16	138,759.77	9/16	138,991.30	9/16	139,222.82	9/16	139,454.34	9/16	139,685.86	9/16	139,917.38
5/8	138,767.01	5/8	138,998.53	5/8	139,230.05	5/8	139,461.57	5/8	139,693.10	5/8	139,924.62
11/16	138,774.24	11/16	139,005.77	11/16	139,237.29	11/16	139,468.81	11/16	139,700.33	11/16	139,931.85
3/4	138,781.48	3/4	139,013.00	3/4	139,244.52	3/4	139,476.05	3/4	139,707.57	3/4	139,939.09
13/16	138,788.71	13/16	139,020.24	13/16	139,251.76	13/16	139,483.28	13/16	139,714.80	13/16	139,946.32
7/8	138,795.95	7/8	139,027.47	7/8	139,258.99	7/8	139,490.52	7/8	139,722.04	7/8	139,953.56
15/16	138,803.18	15/16	139,034.71	15/16	139,266.23	15/16	139,497.75	15/16	139,729.27	15/16	139,960.79

This chart is Certified for Tank: 6 only. No changes are permissible without the written consent of GAUGE POINT CALIBRATION.

For calibration specification information, see certificate on page 1.

Tank No: 6
GAUGE POINT CALIBRATION
1-800-205-TANK

Red Hill, Pearl Harbor, HI

Issue Date: 12/22/2006

Capacities given in barrels of 42 U.S. gallons.

Gauge Height: 257'-07 7/8"

in/in	117 FT	in/in	117 FT	in/in	117 FT	in/in	117 FT	in/in	117 FT	in/in	118 FT
2	139,968.03	4	140,199.55	6	140,431.07	8	140,662.59	10	140,894.12	0	141,125.64
1/16	139,975.26	1/16	140,206.79	1/16	140,438.31	1/16	140,669.83	1/16	140,901.35	1/16	141,132.87
1/8	139,982.50	1/8	140,214.02	1/8	140,445.54	1/8	140,677.06	1/8	140,908.59	1/8	141,140.11
3/16	139,989.73	3/16	140,221.26	3/16	140,452.78	3/16	140,684.30	3/16	140,915.82	3/16	141,147.34
1/4	139,996.97	1/4	140,228.49	1/4	140,460.01	1/4	140,691.53	1/4	140,923.06	1/4	141,154.58
5/16	140,004.20	5/16	140,235.73	5/16	140,467.25	5/16	140,698.77	5/16	140,930.29	5/16	141,161.81
3/8	140,011.44	3/8	140,242.96	3/8	140,474.48	3/8	140,706.00	3/8	140,937.53	3/8	141,169.05
7/16	140,018.67	7/16	140,250.20	7/16	140,481.72	7/16	140,713.24	7/16	140,944.76	7/16	141,176.28
1/2	140,025.91	1/2	140,257.43	1/2	140,488.95	1/2	140,720.47	1/2	140,952.00	1/2	141,183.52
9/16	140,033.14	9/16	140,264.67	9/16	140,496.19	9/16	140,727.71	9/16	140,959.23	9/16	141,190.75
5/8	140,040.38	5/8	140,271.90	5/8	140,503.42	5/8	140,734.94	5/8	140,966.47	5/8	141,197.99
11/16	140,047.61	11/16	140,279.14	11/16	140,510.66	11/16	140,742.18	11/16	140,973.70	11/16	141,205.22
3/4	140,054.85	3/4	140,286.37	3/4	140,517.89	3/4	140,749.41	3/4	140,980.94	3/4	141,212.46
13/16	140,062.08	13/16	140,293.61	13/16	140,525.13	13/16	140,756.65	13/16	140,988.17	13/16	141,219.69
7/8	140,069.32	7/8	140,300.84	7/8	140,532.36	7/8	140,763.89	7/8	140,995.41	7/8	141,226.93
15/16	140,076.55	15/16	140,308.08	15/16	140,539.60	15/16	140,771.12	15/16	141,002.64	15/16	141,234.16
3	140,083.79	5	140,315.31	7	140,546.83	9	140,778.36	11	141,009.88	1	141,241.40
1/16	140,091.02	1/16	140,322.55	1/16	140,554.07	1/16	140,785.59	1/16	141,017.11	1/16	141,248.63
1/8	140,098.26	1/8	140,329.78	1/8	140,561.30	1/8	140,792.83	1/8	141,024.35	1/8	141,255.87
3/16	140,105.49	3/16	140,337.02	3/16	140,568.54	3/16	140,800.06	3/16	141,031.58	3/16	141,263.10
1/4	140,112.73	1/4	140,344.25	1/4	140,575.77	1/4	140,807.30	1/4	141,038.82	1/4	141,270.34
5/16	140,119.97	5/16	140,351.49	5/16	140,583.01	5/16	140,814.53	5/16	141,046.05	5/16	141,277.57
3/8	140,127.20	3/8	140,358.72	3/8	140,590.24	3/8	140,821.77	3/8	141,053.29	3/8	141,284.81
7/16	140,134.44	7/16	140,365.96	7/16	140,597.48	7/16	140,829.00	7/16	141,060.52	7/16	141,292.04
1/2	140,141.67	1/2	140,373.19	1/2	140,604.71	1/2	140,836.24	1/2	141,067.76	1/2	141,299.28
9/16	140,148.91	9/16	140,380.43	9/16	140,611.95	9/16	140,843.47	9/16	141,074.99	9/16	141,306.51
5/8	140,156.14	5/8	140,387.66	5/8	140,619.18	5/8	140,850.71	5/8	141,082.23	5/8	141,313.75
11/16	140,163.38	11/16	140,394.90	11/16	140,626.42	11/16	140,857.94	11/16	141,089.46	11/16	141,320.98
3/4	140,170.61	3/4	140,402.13	3/4	140,633.65	3/4	140,865.18	3/4	141,096.70	3/4	141,328.22
13/16	140,177.85	13/16	140,409.37	13/16	140,640.89	13/16	140,872.41	13/16	141,103.93	13/16	141,335.45
7/8	140,185.08	7/8	140,416.60	7/8	140,648.12	7/8	140,879.65	7/8	141,111.17	7/8	141,342.69
15/16	140,192.32	15/16	140,423.84	15/16	140,655.36	15/16	140,886.88	15/16	141,118.40	15/16	141,349.92

This chart is Certified for Tank: 6 only. No changes are permissible without the written consent of GAUGE POINT CALIBRATION.

For calibration specification information, see certificate on page 1.

Tank No: 6
GAUGE POINT CALIBRATION
1-800-205-TANK

Red Hill, Pearl Harbor, HI

Issue Date: 12/22/2006

Capacities given in barrels of 42 U.S. gallons.

Gauge Height: 257'-07 7/8"

in/in	118 FT	in/in	118 FT	in/in	118 FT	in/in	118 FT	in/in	118 FT	in/in	119 FT
2	141,357.16	4	141,588.68	6	141,820.20	8	142,051.55	10	142,282.90	0	142,514.25
1/16	141,364.39	1/16	141,595.92	1/16	141,827.43	1/16	142,058.78	1/16	142,290.13	1/16	142,521.48
1/8	141,371.63	1/8	141,603.15	1/8	141,834.66	1/8	142,066.01	1/8	142,297.36	1/8	142,528.71
3/16	141,378.86	3/16	141,610.39	3/16	141,841.89	3/16	142,073.24	3/16	142,304.59	3/16	142,535.93
1/4	141,386.10	1/4	141,617.62	1/4	141,849.12	1/4	142,080.47	1/4	142,311.82	1/4	142,543.16
5/16	141,393.33	5/16	141,624.86	5/16	141,856.35	5/16	142,087.70	5/16	142,319.05	5/16	142,550.39
3/8	141,400.57	3/8	141,632.09	3/8	141,863.58	3/8	142,094.93	3/8	142,326.28	3/8	142,557.62
7/16	141,407.81	7/16	141,639.33	7/16	141,870.81	7/16	142,102.16	7/16	142,333.51	7/16	142,564.85
1/2	141,415.04	1/2	141,646.56	1/2	141,878.04	1/2	142,109.39	1/2	142,340.74	1/2	142,572.08
9/16	141,422.28	9/16	141,653.80	9/16	141,885.27	9/16	142,116.62	9/16	142,347.97	9/16	142,579.31
5/8	141,429.51	5/8	141,661.03	5/8	141,892.50	5/8	142,123.85	5/8	142,355.19	5/8	142,586.54
11/16	141,436.75	11/16	141,668.27	11/16	141,899.73	11/16	142,131.08	11/16	142,362.42	11/16	142,593.77
3/4	141,443.98	3/4	141,675.50	3/4	141,906.96	3/4	142,138.31	3/4	142,369.65	3/4	142,601.00
13/16	141,451.22	13/16	141,682.74	13/16	141,914.19	13/16	142,145.54	13/16	142,376.88	13/16	142,608.23
7/8	141,458.45	7/8	141,689.97	7/8	141,921.42	7/8	142,152.77	7/8	142,384.11	7/8	142,615.46
15/16	141,465.69	15/16	141,697.21	15/16	141,928.65	15/16	142,160.00	15/16	142,391.34	15/16	142,622.69
3	141,472.92	5	141,704.44	7	141,935.88	9	142,167.22	11	142,398.57	1	142,629.92
1/16	141,480.16	1/16	141,711.68	1/16	141,943.11	1/16	142,174.45	1/16	142,405.80	1/16	142,637.15
1/8	141,487.39	1/8	141,718.91	1/8	141,950.34	1/8	142,181.68	1/8	142,413.03	1/8	142,644.38
3/16	141,494.63	3/16	141,726.15	3/16	141,957.57	3/16	142,188.91	3/16	142,420.26	3/16	142,651.61
1/4	141,501.86	1/4	141,733.38	1/4	141,964.80	1/4	142,196.14	1/4	142,427.49	1/4	142,658.84
5/16	141,509.10	5/16	141,740.62	5/16	141,972.03	5/16	142,203.37	5/16	142,434.72	5/16	142,666.07
3/8	141,516.33	3/8	141,747.85	3/8	141,979.25	3/8	142,210.60	3/8	142,441.95	3/8	142,673.30
7/16	141,523.57	7/16	141,755.09	7/16	141,986.48	7/16	142,217.83	7/16	142,449.18	7/16	142,680.53
1/2	141,530.80	1/2	141,762.32	1/2	141,993.71	1/2	142,225.06	1/2	142,456.41	1/2	142,687.76
9/16	141,538.04	9/16	141,769.56	9/16	142,000.94	9/16	142,232.29	9/16	142,463.64	9/16	142,694.99
5/8	141,545.27	5/8	141,776.79	5/8	142,008.17	5/8	142,239.52	5/8	142,470.87	5/8	142,702.22
11/16	141,552.51	11/16	141,784.03	11/16	142,015.40	11/16	142,246.75	11/16	142,478.10	11/16	142,709.45
3/4	141,559.74	3/4	141,791.26	3/4	142,022.63	3/4	142,253.98	3/4	142,485.33	3/4	142,716.68
13/16	141,566.98	13/16	141,798.50	13/16	142,029.86	13/16	142,261.21	13/16	142,492.56	13/16	142,723.90
7/8	141,574.21	7/8	141,805.73	7/8	142,037.09	7/8	142,268.44	7/8	142,499.79	7/8	142,731.13
15/16	141,581.45	15/16	141,812.97	15/16	142,044.32	15/16	142,275.67	15/16	142,507.02	15/16	142,738.36

This chart is Certified for Tank: 6 only. No changes are permissible without the written consent of GAUGE POINT CALIBRATION.

For calibration specification information, see certificate on page 1.

Tank No: 6
GAUGE POINT CALIBRATION
1-800-205-TANK

Red Hill, Pearl Harbor, HI

Issue Date: 12/22/2006

Capacities given in barrels of 42 U.S. gallons.

Gauge Height: 257'-07 7/8"

in/in	119 FT	in/in	119 FT	in/in	119 FT	in/in	119 FT	in/in	119 FT	in/in	120 FT
2	142,745.59	4	142,976.94	6	143,208.29	8	143,439.64	10	143,670.98	0	143,902.33
1/16	142,752.82	1/16	142,984.17	1/16	143,215.52	1/16	143,446.87	1/16	143,678.21	1/16	143,909.56
1/8	142,760.05	1/8	142,991.40	1/8	143,222.75	1/8	143,454.10	1/8	143,685.44	1/8	143,916.79
3/16	142,767.28	3/16	142,998.63	3/16	143,229.98	3/16	143,461.33	3/16	143,692.67	3/16	143,924.02
1/4	142,774.51	1/4	143,005.86	1/4	143,237.21	1/4	143,468.55	1/4	143,699.90	1/4	143,931.25
5/16	142,781.74	5/16	143,013.09	5/16	143,244.44	5/16	143,475.78	5/16	143,707.13	5/16	143,938.48
3/8	142,788.97	3/8	143,020.32	3/8	143,251.67	3/8	143,483.01	3/8	143,714.36	3/8	143,945.71
7/16	142,796.20	7/16	143,027.55	7/16	143,258.90	7/16	143,490.24	7/16	143,721.59	7/16	143,952.94
1/2	142,803.43	1/2	143,034.78	1/2	143,266.13	1/2	143,497.47	1/2	143,728.82	1/2	143,960.17
9/16	142,810.66	9/16	143,042.01	9/16	143,273.36	9/16	143,504.70	9/16	143,736.05	9/16	143,967.40
5/8	142,817.89	5/8	143,049.24	5/8	143,280.59	5/8	143,511.93	5/8	143,743.28	5/8	143,974.63
11/16	142,825.12	11/16	143,056.47	11/16	143,287.81	11/16	143,519.16	11/16	143,750.51	11/16	143,981.86
3/4	142,832.35	3/4	143,063.70	3/4	143,295.04	3/4	143,526.39	3/4	143,757.74	3/4	143,989.09
13/16	142,839.58	13/16	143,070.93	13/16	143,302.27	13/16	143,533.62	13/16	143,764.97	13/16	143,996.32
7/8	142,846.81	7/8	143,078.16	7/8	143,309.50	7/8	143,540.85	7/8	143,772.20	7/8	144,003.55
15/16	142,854.04	15/16	143,085.39	15/16	143,316.73	15/16	143,548.08	15/16	143,779.43	15/16	144,010.78
3	142,861.27	5	143,092.62	7	143,323.96	9	143,555.31	11	143,786.66	1	144,018.01
1/16	142,868.50	1/16	143,099.84	1/16	143,331.19	1/16	143,562.54	1/16	143,793.89	1/16	144,025.24
1/8	142,875.73	1/8	143,107.07	1/8	143,338.42	1/8	143,569.77	1/8	143,801.12	1/8	144,032.46
3/16	142,882.96	3/16	143,114.30	3/16	143,345.65	3/16	143,577.00	3/16	143,808.35	3/16	144,039.69
1/4	142,890.19	1/4	143,121.53	1/4	143,352.88	1/4	143,584.23	1/4	143,815.58	1/4	144,046.92
5/16	142,897.42	5/16	143,128.76	5/16	143,360.11	5/16	143,591.46	5/16	143,822.81	5/16	144,054.15
3/8	142,904.65	3/8	143,135.99	3/8	143,367.34	3/8	143,598.69	3/8	143,830.04	3/8	144,061.38
7/16	142,911.87	7/16	143,143.22	7/16	143,374.57	7/16	143,605.92	7/16	143,837.27	7/16	144,068.61
1/2	142,919.10	1/2	143,150.45	1/2	143,381.80	1/2	143,613.15	1/2	143,844.49	1/2	144,075.84
9/16	142,926.33	9/16	143,157.68	9/16	143,389.03	9/16	143,620.38	9/16	143,851.72	9/16	144,083.07
5/8	142,933.56	5/8	143,164.91	5/8	143,396.26	5/8	143,627.61	5/8	143,858.95	5/8	144,090.30
11/16	142,940.79	11/16	143,172.14	11/16	143,403.49	11/16	143,634.84	11/16	143,866.18	11/16	144,097.53
3/4	142,948.02	3/4	143,179.37	3/4	143,410.72	3/4	143,642.07	3/4	143,873.41	3/4	144,104.76
13/16	142,955.25	13/16	143,186.60	13/16	143,417.95	13/16	143,649.30	13/16	143,880.64	13/16	144,111.99
7/8	142,962.48	7/8	143,193.83	7/8	143,425.18	7/8	143,656.52	7/8	143,887.87	7/8	144,119.22
15/16	142,969.71	15/16	143,201.06	15/16	143,432.41	15/16	143,663.75	15/16	143,895.10	15/16	144,126.45

This chart is Certified for Tank: 6 only. No changes are permissible without the written consent of GAUGE POINT CALIBRATION.

For calibration specification information, see certificate on page 1.

Tank No: 6
GAUGE POINT CALIBRATION
1-800-205-TANK

Red Hill, Pearl Harbor, HI

Issue Date: 12/22/2006

Capacities given in barrels of 42 U.S. gallons.

Gauge Height: 257'-07 7/8"

in/in	120 FT	in/in	120 FT	in/in	120 FT	in/in	120 FT	in/in	120 FT	in/in	121 FT
2	144,133.68	4	144,365.03	6	144,596.37	8	144,827.72	10	145,059.07	0	145,290.42
1/16	144,140.91	1/16	144,372.26	1/16	144,603.60	1/16	144,834.95	1/16	145,066.30	1/16	145,297.65
1/8	144,148.14	1/8	144,379.49	1/8	144,610.83	1/8	144,842.18	1/8	145,073.53	1/8	145,304.88
3/16	144,155.37	3/16	144,386.72	3/16	144,618.06	3/16	144,849.41	3/16	145,080.76	3/16	145,312.11
1/4	144,162.60	1/4	144,393.95	1/4	144,625.29	1/4	144,856.64	1/4	145,087.99	1/4	145,319.34
5/16	144,169.83	5/16	144,401.17	5/16	144,632.52	5/16	144,863.87	5/16	145,095.22	5/16	145,326.57
3/8	144,177.06	3/8	144,408.40	3/8	144,639.75	3/8	144,871.10	3/8	145,102.45	3/8	145,333.79
7/16	144,184.29	7/16	144,415.63	7/16	144,646.98	7/16	144,878.33	7/16	145,109.68	7/16	145,341.02
1/2	144,191.52	1/2	144,422.86	1/2	144,654.21	1/2	144,885.56	1/2	145,116.91	1/2	145,348.25
9/16	144,198.75	9/16	144,430.09	9/16	144,661.44	9/16	144,892.79	9/16	145,124.14	9/16	145,355.48
5/8	144,205.98	5/8	144,437.32	5/8	144,668.67	5/8	144,900.02	5/8	145,131.37	5/8	145,362.71
11/16	144,213.21	11/16	144,444.55	11/16	144,675.90	11/16	144,907.25	11/16	145,138.60	11/16	145,369.94
3/4	144,220.43	3/4	144,451.78	3/4	144,683.13	3/4	144,914.48	3/4	145,145.83	3/4	145,377.17
13/16	144,227.66	13/16	144,459.01	13/16	144,690.36	13/16	144,921.71	13/16	145,153.05	13/16	145,384.40
7/8	144,234.89	7/8	144,466.24	7/8	144,697.59	7/8	144,928.94	7/8	145,160.28	7/8	145,391.63
15/16	144,242.12	15/16	144,473.47	15/16	144,704.82	15/16	144,936.17	15/16	145,167.51	15/16	145,398.86
3	144,249.35	5	144,480.70	7	144,712.05	9	144,943.40	11	145,174.74	1	145,406.09
1/16	144,256.58	1/16	144,487.93	1/16	144,719.28	1/16	144,950.63	1/16	145,181.97	1/16	145,413.32
1/8	144,263.81	1/8	144,495.16	1/8	144,726.51	1/8	144,957.86	1/8	145,189.20	1/8	145,420.55
3/16	144,271.04	3/16	144,502.39	3/16	144,733.74	3/16	144,965.08	3/16	145,196.43	3/16	145,427.78
1/4	144,278.27	1/4	144,509.62	1/4	144,740.97	1/4	144,972.31	1/4	145,203.66	1/4	145,435.01
5/16	144,285.50	5/16	144,516.85	5/16	144,748.20	5/16	144,979.54	5/16	145,210.89	5/16	145,442.24
3/8	144,292.73	3/8	144,524.08	3/8	144,755.43	3/8	144,986.77	3/8	145,218.12	3/8	145,449.47
7/16	144,299.96	7/16	144,531.31	7/16	144,762.66	7/16	144,994.00	7/16	145,225.35	7/16	145,456.70
1/2	144,307.19	1/2	144,538.54	1/2	144,769.89	1/2	145,001.23	1/2	145,232.58	1/2	145,463.93
9/16	144,314.42	9/16	144,545.77	9/16	144,777.11	9/16	145,008.46	9/16	145,239.81	9/16	145,471.16
5/8	144,321.65	5/8	144,553.00	5/8	144,784.34	5/8	145,015.69	5/8	145,247.04	5/8	145,478.39
11/16	144,328.88	11/16	144,560.23	11/16	144,791.57	11/16	145,022.92	11/16	145,254.27	11/16	145,485.62
3/4	144,336.11	3/4	144,567.46	3/4	144,798.80	3/4	145,030.15	3/4	145,261.50	3/4	145,492.85
13/16	144,343.34	13/16	144,574.69	13/16	144,806.03	13/16	145,037.38	13/16	145,268.73	13/16	145,500.08
7/8	144,350.57	7/8	144,581.92	7/8	144,813.26	7/8	145,044.61	7/8	145,275.96	7/8	145,507.31
15/16	144,357.80	15/16	144,589.14	15/16	144,820.49	15/16	145,051.84	15/16	145,283.19	15/16	145,514.54

This chart is Certified for Tank: 6 only. No changes are permissible without the written consent of GAUGE POINT CALIBRATION.

For calibration specification information, see certificate on page 1.

Tank No: 6
GAUGE POINT CALIBRATION
1-800-205-TANK

Red Hill, Pearl Harbor, HI

Issue Date: 12/22/2006

Capacities given in barrels of 42 U.S. gallons.

Gauge Height: 257'-07 7/8"

in/in	121 FT	in/in	121 FT	in/in	121 FT	in/in	121 FT	in/in	121 FT	in/in	122 FT
2	145,521.76	4	145,753.11	6	145,984.46	8	146,215.81	10	146,447.16	0	146,678.50
1/16	145,528.99	1/16	145,760.34	1/16	145,991.69	1/16	146,223.04	1/16	146,454.38	1/16	146,685.73
1/8	145,536.22	1/8	145,767.57	1/8	145,998.92	1/8	146,230.27	1/8	146,461.61	1/8	146,692.96
3/16	145,543.45	3/16	145,774.80	3/16	146,006.15	3/16	146,237.50	3/16	146,468.84	3/16	146,700.19
1/4	145,550.68	1/4	145,782.03	1/4	146,013.38	1/4	146,244.73	1/4	146,476.07	1/4	146,707.42
5/16	145,557.91	5/16	145,789.26	5/16	146,020.61	5/16	146,251.96	5/16	146,483.30	5/16	146,714.65
3/8	145,565.14	3/8	145,796.49	3/8	146,027.84	3/8	146,259.19	3/8	146,490.53	3/8	146,721.88
7/16	145,572.37	7/16	145,803.72	7/16	146,035.07	7/16	146,266.41	7/16	146,497.76	7/16	146,729.11
1/2	145,579.60	1/2	145,810.95	1/2	146,042.30	1/2	146,273.64	1/2	146,504.99	1/2	146,736.34
9/16	145,586.83	9/16	145,818.18	9/16	146,049.53	9/16	146,280.87	9/16	146,512.22	9/16	146,743.57
5/8	145,594.06	5/8	145,825.41	5/8	146,056.76	5/8	146,288.10	5/8	146,519.45	5/8	146,750.80
11/16	145,601.29	11/16	145,832.64	11/16	146,063.99	11/16	146,295.33	11/16	146,526.68	11/16	146,758.03
3/4	145,608.52	3/4	145,839.87	3/4	146,071.22	3/4	146,302.56	3/4	146,533.91	3/4	146,765.26
13/16	145,615.75	13/16	145,847.10	13/16	146,078.45	13/16	146,309.79	13/16	146,541.14	13/16	146,772.49
7/8	145,622.98	7/8	145,854.33	7/8	146,085.67	7/8	146,317.02	7/8	146,548.37	7/8	146,779.72
15/16	145,630.21	15/16	145,861.56	15/16	146,092.90	15/16	146,324.25	15/16	146,555.60	15/16	146,786.95
3	145,637.44	5	145,868.79	7	146,100.13	9	146,331.48	11	146,562.83	1	146,794.18
1/16	145,644.67	1/16	145,876.02	1/16	146,107.36	1/16	146,338.71	1/16	146,570.06	1/16	146,801.41
1/8	145,651.90	1/8	145,883.25	1/8	146,114.59	1/8	146,345.94	1/8	146,577.29	1/8	146,808.64
3/16	145,659.13	3/16	145,890.48	3/16	146,121.82	3/16	146,353.17	3/16	146,584.52	3/16	146,815.87
1/4	145,666.36	1/4	145,897.70	1/4	146,129.05	1/4	146,360.40	1/4	146,591.75	1/4	146,823.10
5/16	145,673.59	5/16	145,904.93	5/16	146,136.28	5/16	146,367.63	5/16	146,598.98	5/16	146,830.32
3/8	145,680.82	3/8	145,912.16	3/8	146,143.51	3/8	146,374.86	3/8	146,606.21	3/8	146,837.55
7/16	145,688.05	7/16	145,919.39	7/16	146,150.74	7/16	146,382.09	7/16	146,613.44	7/16	146,844.78
1/2	145,695.28	1/2	145,926.62	1/2	146,157.97	1/2	146,389.32	1/2	146,620.67	1/2	146,852.01
9/16	145,702.51	9/16	145,933.85	9/16	146,165.20	9/16	146,396.55	9/16	146,627.90	9/16	146,859.24
5/8	145,709.73	5/8	145,941.08	5/8	146,172.43	5/8	146,403.78	5/8	146,635.13	5/8	146,866.47
11/16	145,716.96	11/16	145,948.31	11/16	146,179.66	11/16	146,411.01	11/16	146,642.35	11/16	146,873.70
3/4	145,724.19	3/4	145,955.54	3/4	146,186.89	3/4	146,418.24	3/4	146,649.58	3/4	146,880.93
13/16	145,731.42	13/16	145,962.77	13/16	146,194.12	13/16	146,425.47	13/16	146,656.81	13/16	146,888.16
7/8	145,738.65	7/8	145,970.00	7/8	146,201.35	7/8	146,432.70	7/8	146,664.04	7/8	146,895.39
15/16	145,745.88	15/16	145,977.23	15/16	146,208.58	15/16	146,439.93	15/16	146,671.27	15/16	146,902.62

This chart is Certified for Tank: 6 only. No changes are permissible without the written consent of GAUGE POINT CALIBRATION.

For calibration specification information, see certificate on page 1.

Tank No: 6
GAUGE POINT CALIBRATION
1-800-205-TANK

Red Hill, Pearl Harbor, HI

Issue Date: 12/22/2006

Capacities given in barrels of 42 U.S. gallons.

Gauge Height: 257'-07 7/8"

in/in	122 FT	in/in	122 FT	in/in	122 FT	in/in	122 FT	in/in	122 FT	in/in	123 FT
2	146,909.85	4	147,141.20	6	147,372.55	8	147,603.89	10	147,835.24	0	148,066.59
1/16	146,917.08	1/16	147,148.43	1/16	147,379.78	1/16	147,611.12	1/16	147,842.47	1/16	148,073.82
1/8	146,924.31	1/8	147,155.66	1/8	147,387.00	1/8	147,618.35	1/8	147,849.70	1/8	148,081.05
3/16	146,931.54	3/16	147,162.89	3/16	147,394.23	3/16	147,625.58	3/16	147,856.93	3/16	148,088.28
1/4	146,938.77	1/4	147,170.12	1/4	147,401.46	1/4	147,632.81	1/4	147,864.16	1/4	148,095.51
5/16	146,946.00	5/16	147,177.35	5/16	147,408.69	5/16	147,640.04	5/16	147,871.39	5/16	148,102.74
3/8	146,953.23	3/8	147,184.58	3/8	147,415.92	3/8	147,647.27	3/8	147,878.62	3/8	148,109.97
7/16	146,960.46	7/16	147,191.81	7/16	147,423.15	7/16	147,654.50	7/16	147,885.85	7/16	148,117.20
1/2	146,967.69	1/2	147,199.04	1/2	147,430.38	1/2	147,661.73	1/2	147,893.08	1/2	148,124.43
9/16	146,974.92	9/16	147,206.26	9/16	147,437.61	9/16	147,668.96	9/16	147,900.31	9/16	148,131.66
5/8	146,982.15	5/8	147,213.49	5/8	147,444.84	5/8	147,676.19	5/8	147,907.54	5/8	148,138.88
11/16	146,989.38	11/16	147,220.72	11/16	147,452.07	11/16	147,683.42	11/16	147,914.77	11/16	148,146.11
3/4	146,996.61	3/4	147,227.95	3/4	147,459.30	3/4	147,690.65	3/4	147,922.00	3/4	148,153.34
13/16	147,003.84	13/16	147,235.18	13/16	147,466.53	13/16	147,697.88	13/16	147,929.23	13/16	148,160.57
7/8	147,011.07	7/8	147,242.41	7/8	147,473.76	7/8	147,705.11	7/8	147,936.46	7/8	148,167.80
15/16	147,018.29	15/16	147,249.64	15/16	147,480.99	15/16	147,712.34	15/16	147,943.69	15/16	148,175.03
3	147,025.52	5	147,256.87	7	147,488.22	9	147,719.57	11	147,950.91	1	148,182.26
1/16	147,032.75	1/16	147,264.10	1/16	147,495.45	1/16	147,726.80	1/16	147,958.14	1/16	148,189.49
1/8	147,039.98	1/8	147,271.33	1/8	147,502.68	1/8	147,734.03	1/8	147,965.37	1/8	148,196.72
3/16	147,047.21	3/16	147,278.56	3/16	147,509.91	3/16	147,741.26	3/16	147,972.60	3/16	148,203.95
1/4	147,054.44	1/4	147,285.79	1/4	147,517.14	1/4	147,748.49	1/4	147,979.83	1/4	148,211.18
5/16	147,061.67	5/16	147,293.02	5/16	147,524.37	5/16	147,755.72	5/16	147,987.06	5/16	148,218.41
3/8	147,068.90	3/8	147,300.25	3/8	147,531.60	3/8	147,762.94	3/8	147,994.29	3/8	148,225.64
7/16	147,076.13	7/16	147,307.48	7/16	147,538.83	7/16	147,770.17	7/16	148,001.52	7/16	148,232.87
1/2	147,083.36	1/2	147,314.71	1/2	147,546.06	1/2	147,777.40	1/2	148,008.75	1/2	148,240.10
9/16	147,090.59	9/16	147,321.94	9/16	147,553.29	9/16	147,784.63	9/16	148,015.98	9/16	148,247.33
5/8	147,097.82	5/8	147,329.17	5/8	147,560.52	5/8	147,791.86	5/8	148,023.21	5/8	148,254.56
11/16	147,105.05	11/16	147,336.40	11/16	147,567.75	11/16	147,799.09	11/16	148,030.44	11/16	148,261.79
3/4	147,112.28	3/4	147,343.63	3/4	147,574.97	3/4	147,806.32	3/4	148,037.67	3/4	148,269.02
13/16	147,119.51	13/16	147,350.86	13/16	147,582.20	13/16	147,813.55	13/16	148,044.90	13/16	148,276.25
7/8	147,126.74	7/8	147,358.09	7/8	147,589.43	7/8	147,820.78	7/8	148,052.13	7/8	148,283.48
15/16	147,133.97	15/16	147,365.32	15/16	147,596.66	15/16	147,828.01	15/16	148,059.36	15/16	148,290.71

This chart is Certified for Tank: 6 only. No changes are permissible without the written consent of GAUGE POINT CALIBRATION.

For calibration specification information, see certificate on page 1.

Tank No: 6
GAUGE POINT CALIBRATION
1-800-205-TANK

Red Hill, Pearl Harbor, HI

Issue Date: 12/22/2006

Capacities given in barrels of 42 U.S. gallons.

Gauge Height: 257'-07 7/8"

in/in	123 FT	in/in	123 FT	in/in	123 FT	in/in	123 FT	in/in	123 FT	in/in	124 FT
2	148,297.94	4	148,529.28	6	148,760.63	8	148,991.86	10	149,223.09	0	149,454.33
1/16	148,305.17	1/16	148,536.51	1/16	148,767.86	1/16	148,999.09	1/16	149,230.32	1/16	149,461.55
1/8	148,312.40	1/8	148,543.74	1/8	148,775.08	1/8	149,006.31	1/8	149,237.55	1/8	149,468.78
3/16	148,319.62	3/16	148,550.97	3/16	148,782.31	3/16	149,013.54	3/16	149,244.77	3/16	149,476.00
1/4	148,326.85	1/4	148,558.20	1/4	148,789.54	1/4	149,020.77	1/4	149,252.00	1/4	149,483.23
5/16	148,334.08	5/16	148,565.43	5/16	148,796.76	5/16	149,027.99	5/16	149,259.22	5/16	149,490.46
3/8	148,341.31	3/8	148,572.66	3/8	148,803.99	3/8	149,035.22	3/8	149,266.45	3/8	149,497.68
7/16	148,348.54	7/16	148,579.89	7/16	148,811.21	7/16	149,042.44	7/16	149,273.68	7/16	149,504.91
1/2	148,355.77	1/2	148,587.12	1/2	148,818.44	1/2	149,049.67	1/2	149,280.90	1/2	149,512.13
9/16	148,363.00	9/16	148,594.35	9/16	148,825.67	9/16	149,056.90	9/16	149,288.13	9/16	149,519.36
5/8	148,370.23	5/8	148,601.58	5/8	148,832.89	5/8	149,064.12	5/8	149,295.35	5/8	149,526.59
11/16	148,377.46	11/16	148,608.81	11/16	148,840.12	11/16	149,071.35	11/16	149,302.58	11/16	149,533.81
3/4	148,384.69	3/4	148,616.04	3/4	148,847.34	3/4	149,078.57	3/4	149,309.81	3/4	149,541.04
13/16	148,391.92	13/16	148,623.27	13/16	148,854.57	13/16	149,085.80	13/16	149,317.03	13/16	149,548.26
7/8	148,399.15	7/8	148,630.50	7/8	148,861.80	7/8	149,093.03	7/8	149,324.26	7/8	149,555.49
15/16	148,406.38	15/16	148,637.73	15/16	148,869.02	15/16	149,100.25	15/16	149,331.48	15/16	149,562.72
3	148,413.61	5	148,644.96	7	148,876.25	9	149,107.48	11	149,338.71	1	149,569.94
1/16	148,420.84	1/16	148,652.19	1/16	148,883.47	1/16	149,114.70	1/16	149,345.94	1/16	149,577.17
1/8	148,428.07	1/8	148,659.42	1/8	148,890.70	1/8	149,121.93	1/8	149,353.16	1/8	149,584.39
3/16	148,435.30	3/16	148,666.65	3/16	148,897.93	3/16	149,129.16	3/16	149,360.39	3/16	149,591.62
1/4	148,442.53	1/4	148,673.88	1/4	148,905.15	1/4	149,136.38	1/4	149,367.61	1/4	149,598.85
5/16	148,449.76	5/16	148,681.11	5/16	148,912.38	5/16	149,143.61	5/16	149,374.84	5/16	149,606.07
3/8	148,456.99	3/8	148,688.34	3/8	148,919.60	3/8	149,150.83	3/8	149,382.07	3/8	149,613.30
7/16	148,464.22	7/16	148,695.56	7/16	148,926.83	7/16	149,158.06	7/16	149,389.29	7/16	149,620.52
1/2	148,471.45	1/2	148,702.79	1/2	148,934.06	1/2	149,165.29	1/2	149,396.52	1/2	149,627.75
9/16	148,478.68	9/16	148,710.02	9/16	148,941.28	9/16	149,172.51	9/16	149,403.74	9/16	149,634.98
5/8	148,485.91	5/8	148,717.25	5/8	148,948.51	5/8	149,179.74	5/8	149,410.97	5/8	149,642.20
11/16	148,493.14	11/16	148,724.48	11/16	148,955.73	11/16	149,186.96	11/16	149,418.20	11/16	149,649.43
3/4	148,500.37	3/4	148,731.71	3/4	148,962.96	3/4	149,194.19	3/4	149,425.42	3/4	149,656.65
13/16	148,507.59	13/16	148,738.94	13/16	148,970.18	13/16	149,201.42	13/16	149,432.65	13/16	149,663.88
7/8	148,514.82	7/8	148,746.17	7/8	148,977.41	7/8	149,208.64	7/8	149,439.87	7/8	149,671.11
15/16	148,522.05	15/16	148,753.40	15/16	148,984.64	15/16	149,215.87	15/16	149,447.10	15/16	149,678.33

This chart is Certified for Tank: 6 only. No changes are permissible without the written consent of GAUGE POINT CALIBRATION.

For calibration specification information, see certificate on page 1.

Tank No: 6
GAUGE POINT CALIBRATION
1-800-205-TANK

Red Hill, Pearl Harbor, HI

Issue Date: 12/22/2006

Capacities given in barrels of 42 U.S. gallons.

Gauge Height: 257'-07 7/8"

in/in	124 FT	in/in	124 FT	in/in	124 FT	in/in	124 FT	in/in	124 FT	in/in	125 FT
2	149,685.56	4	149,916.79	6	150,148.02	8	150,379.25	10	150,610.48	0	150,841.72
1/16	149,692.78	1/16	149,924.02	1/16	150,155.25	1/16	150,386.48	1/16	150,617.71	1/16	150,848.94
1/8	149,700.01	1/8	149,931.24	1/8	150,162.47	1/8	150,393.70	1/8	150,624.94	1/8	150,856.17
3/16	149,707.24	3/16	149,938.47	3/16	150,169.70	3/16	150,400.93	3/16	150,632.16	3/16	150,863.39
1/4	149,714.46	1/4	149,945.69	1/4	150,176.92	1/4	150,408.16	1/4	150,639.39	1/4	150,870.62
5/16	149,721.69	5/16	149,952.92	5/16	150,184.15	5/16	150,415.38	5/16	150,646.61	5/16	150,877.85
3/8	149,728.91	3/8	149,960.15	3/8	150,191.38	3/8	150,422.61	3/8	150,653.84	3/8	150,885.07
7/16	149,736.14	7/16	149,967.37	7/16	150,198.60	7/16	150,429.83	7/16	150,661.07	7/16	150,892.30
1/2	149,743.37	1/2	149,974.60	1/2	150,205.83	1/2	150,437.06	1/2	150,668.29	1/2	150,899.52
9/16	149,750.59	9/16	149,981.82	9/16	150,213.05	9/16	150,444.29	9/16	150,675.52	9/16	150,906.75
5/8	149,757.82	5/8	149,989.05	5/8	150,220.28	5/8	150,451.51	5/8	150,682.74	5/8	150,913.98
11/16	149,765.04	11/16	149,996.28	11/16	150,227.51	11/16	150,458.74	11/16	150,689.97	11/16	150,921.20
3/4	149,772.27	3/4	150,003.50	3/4	150,234.73	3/4	150,465.96	3/4	150,697.20	3/4	150,928.43
13/16	149,779.50	13/16	150,010.73	13/16	150,241.96	13/16	150,473.19	13/16	150,704.42	13/16	150,935.65
7/8	149,786.72	7/8	150,017.95	7/8	150,249.18	7/8	150,480.42	7/8	150,711.65	7/8	150,942.88
15/16	149,793.95	15/16	150,025.18	15/16	150,256.41	15/16	150,487.64	15/16	150,718.87	15/16	150,950.11
3	149,801.17	5	150,032.41	7	150,263.64	9	150,494.87	11	150,726.10	1	150,957.33
1/16	149,808.40	1/16	150,039.63	1/16	150,270.86	1/16	150,502.09	1/16	150,733.33	1/16	150,964.56
1/8	149,815.63	1/8	150,046.86	1/8	150,278.09	1/8	150,509.32	1/8	150,740.55	1/8	150,971.78
3/16	149,822.85	3/16	150,054.08	3/16	150,285.31	3/16	150,516.55	3/16	150,747.78	3/16	150,979.01
1/4	149,830.08	1/4	150,061.31	1/4	150,292.54	1/4	150,523.77	1/4	150,755.00	1/4	150,986.24
5/16	149,837.30	5/16	150,068.54	5/16	150,299.77	5/16	150,531.00	5/16	150,762.23	5/16	150,993.46
3/8	149,844.53	3/8	150,075.76	3/8	150,306.99	3/8	150,538.22	3/8	150,769.46	3/8	151,000.69
7/16	149,851.76	7/16	150,082.99	7/16	150,314.22	7/16	150,545.45	7/16	150,776.68	7/16	151,007.91
1/2	149,858.98	1/2	150,090.21	1/2	150,321.44	1/2	150,552.68	1/2	150,783.91	1/2	151,015.14
9/16	149,866.21	9/16	150,097.44	9/16	150,328.67	9/16	150,559.90	9/16	150,791.13	9/16	151,022.37
5/8	149,873.43	5/8	150,104.66	5/8	150,335.90	5/8	150,567.13	5/8	150,798.36	5/8	151,029.59
11/16	149,880.66	11/16	150,111.89	11/16	150,343.12	11/16	150,574.35	11/16	150,805.59	11/16	151,036.82
3/4	149,887.89	3/4	150,119.12	3/4	150,350.35	3/4	150,581.58	3/4	150,812.81	3/4	151,044.04
13/16	149,895.11	13/16	150,126.34	13/16	150,357.57	13/16	150,588.81	13/16	150,820.04	13/16	151,051.27
7/8	149,902.34	7/8	150,133.57	7/8	150,364.80	7/8	150,596.03	7/8	150,827.26	7/8	151,058.50
15/16	149,909.56	15/16	150,140.79	15/16	150,372.03	15/16	150,603.26	15/16	150,834.49	15/16	151,065.72

This chart is Certified for Tank: 6 only. No changes are permissible without the written consent of GAUGE POINT CALIBRATION.

For calibration specification information, see certificate on page 1.

Tank No: 6
GAUGE POINT CALIBRATION
1-800-205-TANK

Red Hill, Pearl Harbor, HI

Issue Date: 12/22/2006

Capacities given in barrels of 42 U.S. gallons.

Gauge Height: 257'-07 7/8"

in/in	125 FT	in/in	125 FT	in/in	125 FT	in/in	125 FT	in/in	125 FT	in/in	126 FT
2	151,072.95	4	151,304.18	6	151,535.41	8	151,766.64	10	151,997.87	0	152,229.11
1/16	151,080.17	1/16	151,311.40	1/16	151,542.64	1/16	151,773.87	1/16	152,005.10	1/16	152,236.33
1/8	151,087.40	1/8	151,318.63	1/8	151,549.86	1/8	151,781.09	1/8	152,012.33	1/8	152,243.56
3/16	151,094.63	3/16	151,325.86	3/16	151,557.09	3/16	151,788.32	3/16	152,019.55	3/16	152,250.78
1/4	151,101.85	1/4	151,333.08	1/4	151,564.31	1/4	151,795.55	1/4	152,026.78	1/4	152,258.01
5/16	151,109.08	5/16	151,340.31	5/16	151,571.54	5/16	151,802.77	5/16	152,034.00	5/16	152,265.24
3/8	151,116.30	3/8	151,347.53	3/8	151,578.77	3/8	151,810.00	3/8	152,041.23	3/8	152,272.46
7/16	151,123.53	7/16	151,354.76	7/16	151,585.99	7/16	151,817.22	7/16	152,048.46	7/16	152,279.69
1/2	151,130.76	1/2	151,361.99	1/2	151,593.22	1/2	151,824.45	1/2	152,055.68	1/2	152,286.91
9/16	151,137.98	9/16	151,369.21	9/16	151,600.44	9/16	151,831.68	9/16	152,062.91	9/16	152,294.14
5/8	151,145.21	5/8	151,376.44	5/8	151,607.67	5/8	151,838.90	5/8	152,070.13	5/8	152,301.37
11/16	151,152.43	11/16	151,383.66	11/16	151,614.90	11/16	151,846.13	11/16	152,077.36	11/16	152,308.59
3/4	151,159.66	3/4	151,390.89	3/4	151,622.12	3/4	151,853.35	3/4	152,084.59	3/4	152,315.82
13/16	151,166.89	13/16	151,398.12	13/16	151,629.35	13/16	151,860.58	13/16	152,091.81	13/16	152,323.04
7/8	151,174.11	7/8	151,405.34	7/8	151,636.57	7/8	151,867.81	7/8	152,099.04	7/8	152,330.27
15/16	151,181.34	15/16	151,412.57	15/16	151,643.80	15/16	151,875.03	15/16	152,106.26	15/16	152,337.50
3	151,188.56	5	151,419.79	7	151,651.03	9	151,882.26	11	152,113.49	1	152,344.72
1/16	151,195.79	1/16	151,427.02	1/16	151,658.25	1/16	151,889.48	1/16	152,120.72	1/16	152,351.95
1/8	151,203.02	1/8	151,434.25	1/8	151,665.48	1/8	151,896.71	1/8	152,127.94	1/8	152,359.17
3/16	151,210.24	3/16	151,441.47	3/16	151,672.70	3/16	151,903.94	3/16	152,135.17	3/16	152,366.40
1/4	151,217.47	1/4	151,448.70	1/4	151,679.93	1/4	151,911.16	1/4	152,142.39	1/4	152,373.63
5/16	151,224.69	5/16	151,455.92	5/16	151,687.16	5/16	151,918.39	5/16	152,149.62	5/16	152,380.85
3/8	151,231.92	3/8	151,463.15	3/8	151,694.38	3/8	151,925.61	3/8	152,156.85	3/8	152,388.08
7/16	151,239.15	7/16	151,470.38	7/16	151,701.61	7/16	151,932.84	7/16	152,164.07	7/16	152,395.30
1/2	151,246.37	1/2	151,477.60	1/2	151,708.83	1/2	151,940.07	1/2	152,171.30	1/2	152,402.53
9/16	151,253.60	9/16	151,484.83	9/16	151,716.06	9/16	151,947.29	9/16	152,178.52	9/16	152,409.75
5/8	151,260.82	5/8	151,492.05	5/8	151,723.29	5/8	151,954.52	5/8	152,185.75	5/8	152,416.98
11/16	151,268.05	11/16	151,499.28	11/16	151,730.51	11/16	151,961.74	11/16	152,192.98	11/16	152,424.21
3/4	151,275.27	3/4	151,506.51	3/4	151,737.74	3/4	151,968.97	3/4	152,200.20	3/4	152,431.43
13/16	151,282.50	13/16	151,513.73	13/16	151,744.96	13/16	151,976.20	13/16	152,207.43	13/16	152,438.66
7/8	151,289.73	7/8	151,520.96	7/8	151,752.19	7/8	151,983.42	7/8	152,214.65	7/8	152,445.88
15/16	151,296.95	15/16	151,528.18	15/16	151,759.42	15/16	151,990.65	15/16	152,221.88	15/16	152,453.11

This chart is Certified for Tank: 6 only. No changes are permissible without the written consent of GAUGE POINT CALIBRATION.

For calibration specification information, see certificate on page 1.

Tank No: 6
GAUGE POINT CALIBRATION
1-800-205-TANK

Red Hill, Pearl Harbor, HI

Issue Date: 12/22/2006

Capacities given in barrels of 42 U.S. gallons.

Gauge Height: 257'-07 7/8"

in/in	126 FT	in/in	126 FT	in/in	126 FT	in/in	126 FT	in/in	126 FT	in/in	127 FT
2	152,460.34	4	152,691.57	6	152,922.80	8	153,154.03	10	153,385.26	0	153,616.49
1/16	152,467.56	1/16	152,698.79	1/16	152,930.03	1/16	153,161.26	1/16	153,392.49	1/16	153,623.72
1/8	152,474.79	1/8	152,706.02	1/8	152,937.25	1/8	153,168.48	1/8	153,399.72	1/8	153,630.95
3/16	152,482.01	3/16	152,713.25	3/16	152,944.48	3/16	153,175.71	3/16	153,406.94	3/16	153,638.17
1/4	152,489.24	1/4	152,720.47	1/4	152,951.70	1/4	153,182.94	1/4	153,414.17	1/4	153,645.40
5/16	152,496.47	5/16	152,727.70	5/16	152,958.93	5/16	153,190.16	5/16	153,421.39	5/16	153,652.62
3/8	152,503.69	3/8	152,734.92	3/8	152,966.16	3/8	153,197.39	3/8	153,428.62	3/8	153,659.85
7/16	152,510.92	7/16	152,742.15	7/16	152,973.38	7/16	153,204.61	7/16	153,435.85	7/16	153,667.08
1/2	152,518.14	1/2	152,749.38	1/2	152,980.61	1/2	153,211.84	1/2	153,443.07	1/2	153,674.30
9/16	152,525.37	9/16	152,756.60	9/16	152,987.83	9/16	153,219.07	9/16	153,450.30	9/16	153,681.53
5/8	152,532.60	5/8	152,763.83	5/8	152,995.06	5/8	153,226.29	5/8	153,457.52	5/8	153,688.75
11/16	152,539.82	11/16	152,771.05	11/16	153,002.29	11/16	153,233.52	11/16	153,464.75	11/16	153,695.98
3/4	152,547.05	3/4	152,778.28	3/4	153,009.51	3/4	153,240.74	3/4	153,471.98	3/4	153,703.21
13/16	152,554.27	13/16	152,785.51	13/16	153,016.74	13/16	153,247.97	13/16	153,479.20	13/16	153,710.43
7/8	152,561.50	7/8	152,792.73	7/8	153,023.96	7/8	153,255.20	7/8	153,486.43	7/8	153,717.66
15/16	152,568.73	15/16	152,799.96	15/16	153,031.19	15/16	153,262.42	15/16	153,493.65	15/16	153,724.88
3	152,575.95	5	152,807.18	7	153,038.42	9	153,269.65	11	153,500.88	1	153,732.11
1/16	152,583.18	1/16	152,814.41	1/16	153,045.64	1/16	153,276.87	1/16	153,508.11	1/16	153,739.34
1/8	152,590.40	1/8	152,821.64	1/8	153,052.87	1/8	153,284.10	1/8	153,515.33	1/8	153,746.56
3/16	152,597.63	3/16	152,828.86	3/16	153,060.09	3/16	153,291.33	3/16	153,522.56	3/16	153,753.79
1/4	152,604.86	1/4	152,836.09	1/4	153,067.32	1/4	153,298.55	1/4	153,529.78	1/4	153,761.01
5/16	152,612.08	5/16	152,843.31	5/16	153,074.55	5/16	153,305.78	5/16	153,537.01	5/16	153,768.24
3/8	152,619.31	3/8	152,850.54	3/8	153,081.77	3/8	153,313.00	3/8	153,544.24	3/8	153,775.47
7/16	152,626.53	7/16	152,857.77	7/16	153,089.00	7/16	153,320.23	7/16	153,551.46	7/16	153,782.69
1/2	152,633.76	1/2	152,864.99	1/2	153,096.22	1/2	153,327.46	1/2	153,558.69	1/2	153,789.92
9/16	152,640.99	9/16	152,872.22	9/16	153,103.45	9/16	153,334.68	9/16	153,565.91	9/16	153,797.14
5/8	152,648.21	5/8	152,879.44	5/8	153,110.68	5/8	153,341.91	5/8	153,573.14	5/8	153,804.37
11/16	152,655.44	11/16	152,886.67	11/16	153,117.90	11/16	153,349.13	11/16	153,580.36	11/16	153,811.60
3/4	152,662.66	3/4	152,893.90	3/4	153,125.13	3/4	153,356.36	3/4	153,587.59	3/4	153,818.82
13/16	152,669.89	13/16	152,901.12	13/16	153,132.35	13/16	153,363.59	13/16	153,594.82	13/16	153,826.05
7/8	152,677.12	7/8	152,908.35	7/8	153,139.58	7/8	153,370.81	7/8	153,602.04	7/8	153,833.27
15/16	152,684.34	15/16	152,915.57	15/16	153,146.81	15/16	153,378.04	15/16	153,609.27	15/16	153,840.50

This chart is Certified for Tank: 6 only. No changes are permissible without the written consent of GAUGE POINT CALIBRATION.

For calibration specification information, see certificate on page 1.

Tank No: 6
GAUGE POINT CALIBRATION
1-800-205-TANK

Red Hill, Pearl Harbor, HI

Issue Date: 12/22/2006

Capacities given in barrels of 42 U.S. gallons.

Gauge Height: 257'-07 7/8"

in/in	127 FT	in/in	127 FT	in/in	127 FT	in/in	127 FT	in/in	127 FT	in/in	128 FT
2	153,847.73	4	154,078.96	6	154,310.19	8	154,541.42	10	154,772.65	0	155,003.88
1/16	153,854.95	1/16	154,086.18	1/16	154,317.42	1/16	154,548.65	1/16	154,779.88	1/16	155,011.11
1/8	153,862.18	1/8	154,093.41	1/8	154,324.64	1/8	154,555.87	1/8	154,787.10	1/8	155,018.34
3/16	153,869.40	3/16	154,100.64	3/16	154,331.87	3/16	154,563.10	3/16	154,794.33	3/16	155,025.56
1/4	153,876.63	1/4	154,107.86	1/4	154,339.09	1/4	154,570.33	1/4	154,801.56	1/4	155,032.79
5/16	153,883.86	5/16	154,115.09	5/16	154,346.32	5/16	154,577.55	5/16	154,808.78	5/16	155,040.01
3/8	153,891.08	3/8	154,122.31	3/8	154,353.55	3/8	154,584.78	3/8	154,816.01	3/8	155,047.24
7/16	153,898.31	7/16	154,129.54	7/16	154,360.77	7/16	154,592.00	7/16	154,823.23	7/16	155,054.47
1/2	153,905.53	1/2	154,136.77	1/2	154,368.00	1/2	154,599.23	1/2	154,830.46	1/2	155,061.69
9/16	153,912.76	9/16	154,143.99	9/16	154,375.22	9/16	154,606.46	9/16	154,837.69	9/16	155,068.92
5/8	153,919.99	5/8	154,151.22	5/8	154,382.45	5/8	154,613.68	5/8	154,844.91	5/8	155,076.14
11/16	153,927.21	11/16	154,158.44	11/16	154,389.68	11/16	154,620.91	11/16	154,852.14	11/16	155,083.37
3/4	153,934.44	3/4	154,165.67	3/4	154,396.90	3/4	154,628.13	3/4	154,859.36	3/4	155,090.60
13/16	153,941.66	13/16	154,172.90	13/16	154,404.13	13/16	154,635.36	13/16	154,866.59	13/16	155,097.82
7/8	153,948.89	7/8	154,180.12	7/8	154,411.35	7/8	154,642.59	7/8	154,873.82	7/8	155,105.05
15/16	153,956.12	15/16	154,187.35	15/16	154,418.58	15/16	154,649.81	15/16	154,881.04	15/16	155,112.27
3	153,963.34	5	154,194.57	7	154,425.81	9	154,657.04	11	154,888.27	1	155,119.50
1/16	153,970.57	1/16	154,201.80	1/16	154,433.03	1/16	154,664.26	1/16	154,895.49	1/16	155,126.73
1/8	153,977.79	1/8	154,209.03	1/8	154,440.26	1/8	154,671.49	1/8	154,902.72	1/8	155,133.95
3/16	153,985.02	3/16	154,216.25	3/16	154,447.48	3/16	154,678.72	3/16	154,909.95	3/16	155,141.18
1/4	153,992.25	1/4	154,223.48	1/4	154,454.71	1/4	154,685.94	1/4	154,917.17	1/4	155,148.40
5/16	153,999.47	5/16	154,230.70	5/16	154,461.94	5/16	154,693.17	5/16	154,924.40	5/16	155,155.63
3/8	154,006.70	3/8	154,237.93	3/8	154,469.16	3/8	154,700.39	3/8	154,931.62	3/8	155,162.86
7/16	154,013.92	7/16	154,245.16	7/16	154,476.39	7/16	154,707.62	7/16	154,938.85	7/16	155,170.08
1/2	154,021.15	1/2	154,252.38	1/2	154,483.61	1/2	154,714.85	1/2	154,946.08	1/2	155,177.31
9/16	154,028.38	9/16	154,259.61	9/16	154,490.84	9/16	154,722.07	9/16	154,953.30	9/16	155,184.53
5/8	154,035.60	5/8	154,266.83	5/8	154,498.07	5/8	154,729.30	5/8	154,960.53	5/8	155,191.76
11/16	154,042.83	11/16	154,274.06	11/16	154,505.29	11/16	154,736.52	11/16	154,967.75	11/16	155,198.99
3/4	154,050.05	3/4	154,281.29	3/4	154,512.52	3/4	154,743.75	3/4	154,974.98	3/4	155,206.21
13/16	154,057.28	13/16	154,288.51	13/16	154,519.74	13/16	154,750.97	13/16	154,982.21	13/16	155,213.44
7/8	154,064.51	7/8	154,295.74	7/8	154,526.97	7/8	154,758.20	7/8	154,989.43	7/8	155,220.66
15/16	154,071.73	15/16	154,302.96	15/16	154,534.20	15/16	154,765.43	15/16	154,996.66	15/16	155,227.89

This chart is Certified for Tank: 6 only. No changes are permissible without the written consent of GAUGE POINT CALIBRATION.

For calibration specification information, see certificate on page 1.

Tank No: 6
GAUGE POINT CALIBRATION
1-800-205-TANK

Red Hill, Pearl Harbor, HI

Issue Date: 12/22/2006

Capacities given in barrels of 42 U.S. gallons.

Gauge Height: 257'-07 7/8"

in/in	128 FT	in/in	128 FT	in/in	128 FT	in/in	128 FT	in/in	128 FT	in/in	129 FT
2	155,235.12	4	155,466.35	6	155,697.58	8	155,928.60	10	156,159.62	0	156,390.65
1/16	155,242.34	1/16	155,473.57	1/16	155,704.80	1/16	155,935.82	1/16	156,166.84	1/16	156,397.87
1/8	155,249.57	1/8	155,480.80	1/8	155,712.02	1/8	155,943.04	1/8	156,174.06	1/8	156,405.09
3/16	155,256.79	3/16	155,488.03	3/16	155,719.24	3/16	155,950.26	3/16	156,181.28	3/16	156,412.31
1/4	155,264.02	1/4	155,495.25	1/4	155,726.46	1/4	155,957.48	1/4	156,188.50	1/4	156,419.52
5/16	155,271.25	5/16	155,502.48	5/16	155,733.68	5/16	155,964.70	5/16	156,195.72	5/16	156,426.74
3/8	155,278.47	3/8	155,509.70	3/8	155,740.90	3/8	155,971.92	3/8	156,202.94	3/8	156,433.96
7/16	155,285.70	7/16	155,516.93	7/16	155,748.12	7/16	155,979.14	7/16	156,210.16	7/16	156,441.18
1/2	155,292.92	1/2	155,524.16	1/2	155,755.33	1/2	155,986.36	1/2	156,217.38	1/2	156,448.40
9/16	155,300.15	9/16	155,531.38	9/16	155,762.55	9/16	155,993.58	9/16	156,224.60	9/16	156,455.62
5/8	155,307.38	5/8	155,538.61	5/8	155,769.77	5/8	156,000.80	5/8	156,231.82	5/8	156,462.84
11/16	155,314.60	11/16	155,545.83	11/16	155,776.99	11/16	156,008.02	11/16	156,239.04	11/16	156,470.06
3/4	155,321.83	3/4	155,553.06	3/4	155,784.21	3/4	156,015.24	3/4	156,246.26	3/4	156,477.28
13/16	155,329.05	13/16	155,560.29	13/16	155,791.43	13/16	156,022.45	13/16	156,253.48	13/16	156,484.50
7/8	155,336.28	7/8	155,567.51	7/8	155,798.65	7/8	156,029.67	7/8	156,260.70	7/8	156,491.72
15/16	155,343.51	15/16	155,574.74	15/16	155,805.87	15/16	156,036.89	15/16	156,267.92	15/16	156,498.94
3	155,350.73	5	155,581.96	7	155,813.09	9	156,044.11	11	156,275.14	1	156,506.16
1/16	155,357.96	1/16	155,589.19	1/16	155,820.31	1/16	156,051.33	1/16	156,282.36	1/16	156,513.38
1/8	155,365.18	1/8	155,596.42	1/8	155,827.53	1/8	156,058.55	1/8	156,289.57	1/8	156,520.60
3/16	155,372.41	3/16	155,603.64	3/16	155,834.75	3/16	156,065.77	3/16	156,296.79	3/16	156,527.82
1/4	155,379.64	1/4	155,610.87	1/4	155,841.97	1/4	156,072.99	1/4	156,304.01	1/4	156,535.04
5/16	155,386.86	5/16	155,618.09	5/16	155,849.19	5/16	156,080.21	5/16	156,311.23	5/16	156,542.26
3/8	155,394.09	3/8	155,625.32	3/8	155,856.41	3/8	156,087.43	3/8	156,318.45	3/8	156,549.48
7/16	155,401.31	7/16	155,632.55	7/16	155,863.63	7/16	156,094.65	7/16	156,325.67	7/16	156,556.69
1/2	155,408.54	1/2	155,639.77	1/2	155,870.85	1/2	156,101.87	1/2	156,332.89	1/2	156,563.91
9/16	155,415.77	9/16	155,647.00	9/16	155,878.07	9/16	156,109.09	9/16	156,340.11	9/16	156,571.13
5/8	155,422.99	5/8	155,654.22	5/8	155,885.29	5/8	156,116.31	5/8	156,347.33	5/8	156,578.35
11/16	155,430.22	11/16	155,661.45	11/16	155,892.50	11/16	156,123.53	11/16	156,354.55	11/16	156,585.57
3/4	155,437.44	3/4	155,668.68	3/4	155,899.72	3/4	156,130.75	3/4	156,361.77	3/4	156,592.79
13/16	155,444.67	13/16	155,675.90	13/16	155,906.94	13/16	156,137.97	13/16	156,368.99	13/16	156,600.01
7/8	155,451.90	7/8	155,683.13	7/8	155,914.16	7/8	156,145.19	7/8	156,376.21	7/8	156,607.23
15/16	155,459.12	15/16	155,690.35	15/16	155,921.38	15/16	156,152.41	15/16	156,383.43	15/16	156,614.45

This chart is Certified for Tank: 6 only. No changes are permissible without the written consent of GAUGE POINT CALIBRATION.

For calibration specification information, see certificate on page 1.

Tank No: 6
GAUGE POINT CALIBRATION
1-800-205-TANK

Red Hill, Pearl Harbor, HI

Issue Date: 12/22/2006

Capacities given in barrels of 42 U.S. gallons.

Gauge Height: 257'-07 7/8"

in/in	129 FT	in/in	129 FT	in/in	129 FT	in/in	129 FT	in/in	129 FT	in/in	130 FT
2	156,621.67	4	156,852.69	6	157,083.71	8	157,314.74	10	157,545.76	0	157,776.78
1/16	156,628.89	1/16	156,859.91	1/16	157,090.93	1/16	157,321.96	1/16	157,552.98	1/16	157,784.00
1/8	156,636.11	1/8	156,867.13	1/8	157,098.15	1/8	157,329.18	1/8	157,560.20	1/8	157,791.22
3/16	156,643.33	3/16	156,874.35	3/16	157,105.37	3/16	157,336.40	3/16	157,567.42	3/16	157,798.44
1/4	156,650.55	1/4	156,881.57	1/4	157,112.59	1/4	157,343.62	1/4	157,574.64	1/4	157,805.66
5/16	156,657.77	5/16	156,888.79	5/16	157,119.81	5/16	157,350.83	5/16	157,581.86	5/16	157,812.88
3/8	156,664.99	3/8	156,896.01	3/8	157,127.03	3/8	157,358.05	3/8	157,589.08	3/8	157,820.10
7/16	156,672.21	7/16	156,903.23	7/16	157,134.25	7/16	157,365.27	7/16	157,596.30	7/16	157,827.32
1/2	156,679.43	1/2	156,910.45	1/2	157,141.47	1/2	157,372.49	1/2	157,603.52	1/2	157,834.54
9/16	156,686.64	9/16	156,917.67	9/16	157,148.69	9/16	157,379.71	9/16	157,610.74	9/16	157,841.76
5/8	156,693.86	5/8	156,924.89	5/8	157,155.91	5/8	157,386.93	5/8	157,617.95	5/8	157,848.98
11/16	156,701.08	11/16	156,932.11	11/16	157,163.13	11/16	157,394.15	11/16	157,625.17	11/16	157,856.20
3/4	156,708.30	3/4	156,939.33	3/4	157,170.35	3/4	157,401.37	3/4	157,632.39	3/4	157,863.42
13/16	156,715.52	13/16	156,946.55	13/16	157,177.57	13/16	157,408.59	13/16	157,639.61	13/16	157,870.64
7/8	156,722.74	7/8	156,953.76	7/8	157,184.79	7/8	157,415.81	7/8	157,646.83	7/8	157,877.86
15/16	156,729.96	15/16	156,960.98	15/16	157,192.01	15/16	157,423.03	15/16	157,654.05	15/16	157,885.07
3	156,737.18	5	156,968.20	7	157,199.23	9	157,430.25	11	157,661.27	1	157,892.29
1/16	156,744.40	1/16	156,975.42	1/16	157,206.45	1/16	157,437.47	1/16	157,668.49	1/16	157,899.51
1/8	156,751.62	1/8	156,982.64	1/8	157,213.67	1/8	157,444.69	1/8	157,675.71	1/8	157,906.73
3/16	156,758.84	3/16	156,989.86	3/16	157,220.88	3/16	157,451.91	3/16	157,682.93	3/16	157,913.95
1/4	156,766.06	1/4	156,997.08	1/4	157,228.10	1/4	157,459.13	1/4	157,690.15	1/4	157,921.17
5/16	156,773.28	5/16	157,004.30	5/16	157,235.32	5/16	157,466.35	5/16	157,697.37	5/16	157,928.39
3/8	156,780.50	3/8	157,011.52	3/8	157,242.54	3/8	157,473.57	3/8	157,704.59	3/8	157,935.61
7/16	156,787.72	7/16	157,018.74	7/16	157,249.76	7/16	157,480.78	7/16	157,711.81	7/16	157,942.83
1/2	156,794.94	1/2	157,025.96	1/2	157,256.98	1/2	157,488.00	1/2	157,719.03	1/2	157,950.05
9/16	156,802.16	9/16	157,033.18	9/16	157,264.20	9/16	157,495.22	9/16	157,726.25	9/16	157,957.27
5/8	156,809.38	5/8	157,040.40	5/8	157,271.42	5/8	157,502.44	5/8	157,733.47	5/8	157,964.49
11/16	156,816.60	11/16	157,047.62	11/16	157,278.64	11/16	157,509.66	11/16	157,740.69	11/16	157,971.71
3/4	156,823.81	3/4	157,054.84	3/4	157,285.86	3/4	157,516.88	3/4	157,747.90	3/4	157,978.93
13/16	156,831.03	13/16	157,062.06	13/16	157,293.08	13/16	157,524.10	13/16	157,755.12	13/16	157,986.15
7/8	156,838.25	7/8	157,069.28	7/8	157,300.30	7/8	157,531.32	7/8	157,762.34	7/8	157,993.37
15/16	156,845.47	15/16	157,076.50	15/16	157,307.52	15/16	157,538.54	15/16	157,769.56	15/16	158,000.59

This chart is Certified for Tank: 6 only. No changes are permissible without the written consent of GAUGE POINT CALIBRATION.

For calibration specification information, see certificate on page 1.

Tank No: 6
GAUGE POINT CALIBRATION
1-800-205-TANK

Red Hill, Pearl Harbor, HI

Issue Date: 12/22/2006

Capacities given in barrels of 42 U.S. gallons.

Gauge Height: 257'-07 7/8"

in/in	130 FT	in/in	130 FT	in/in	130 FT	in/in	130 FT	in/in	130 FT	in/in	131 FT
2	158,007.81	4	158,238.83	6	158,469.85	8	158,700.87	10	158,931.90	0	159,162.92
1/16	158,015.02	1/16	158,246.05	1/16	158,477.07	1/16	158,708.09	1/16	158,939.12	1/16	159,170.14
1/8	158,022.24	1/8	158,253.27	1/8	158,484.29	1/8	158,715.31	1/8	158,946.33	1/8	159,177.36
3/16	158,029.46	3/16	158,260.49	3/16	158,491.51	3/16	158,722.53	3/16	158,953.55	3/16	159,184.58
1/4	158,036.68	1/4	158,267.71	1/4	158,498.73	1/4	158,729.75	1/4	158,960.77	1/4	159,191.80
5/16	158,043.90	5/16	158,274.93	5/16	158,505.95	5/16	158,736.97	5/16	158,967.99	5/16	159,199.02
3/8	158,051.12	3/8	158,282.14	3/8	158,513.17	3/8	158,744.19	3/8	158,975.21	3/8	159,206.24
7/16	158,058.34	7/16	158,289.36	7/16	158,520.39	7/16	158,751.41	7/16	158,982.43	7/16	159,213.45
1/2	158,065.56	1/2	158,296.58	1/2	158,527.61	1/2	158,758.63	1/2	158,989.65	1/2	159,220.67
9/16	158,072.78	9/16	158,303.80	9/16	158,534.83	9/16	158,765.85	9/16	158,996.87	9/16	159,227.89
5/8	158,080.00	5/8	158,311.02	5/8	158,542.05	5/8	158,773.07	5/8	159,004.09	5/8	159,235.11
11/16	158,087.22	11/16	158,318.24	11/16	158,549.26	11/16	158,780.29	11/16	159,011.31	11/16	159,242.33
3/4	158,094.44	3/4	158,325.46	3/4	158,556.48	3/4	158,787.51	3/4	159,018.53	3/4	159,249.55
13/16	158,101.66	13/16	158,332.68	13/16	158,563.70	13/16	158,794.73	13/16	159,025.75	13/16	159,256.77
7/8	158,108.88	7/8	158,339.90	7/8	158,570.92	7/8	158,801.95	7/8	159,032.97	7/8	159,263.99
15/16	158,116.10	15/16	158,347.12	15/16	158,578.14	15/16	158,809.16	15/16	159,040.19	15/16	159,271.21
3	158,123.32	5	158,354.34	7	158,585.36	9	158,816.38	11	159,047.41	1	159,278.43
1/16	158,130.54	1/16	158,361.56	1/16	158,592.58	1/16	158,823.60	1/16	159,054.63	1/16	159,285.65
1/8	158,137.76	1/8	158,368.78	1/8	158,599.80	1/8	158,830.82	1/8	159,061.85	1/8	159,292.87
3/16	158,144.97	3/16	158,376.00	3/16	158,607.02	3/16	158,838.04	3/16	159,069.07	3/16	159,300.09
1/4	158,152.19	1/4	158,383.22	1/4	158,614.24	1/4	158,845.26	1/4	159,076.28	1/4	159,307.31
5/16	158,159.41	5/16	158,390.44	5/16	158,621.46	5/16	158,852.48	5/16	159,083.50	5/16	159,314.53
3/8	158,166.63	3/8	158,397.66	3/8	158,628.68	3/8	158,859.70	3/8	159,090.72	3/8	159,321.75
7/16	158,173.85	7/16	158,404.88	7/16	158,635.90	7/16	158,866.92	7/16	159,097.94	7/16	159,328.97
1/2	158,181.07	1/2	158,412.09	1/2	158,643.12	1/2	158,874.14	1/2	159,105.16	1/2	159,336.19
9/16	158,188.29	9/16	158,419.31	9/16	158,650.34	9/16	158,881.36	9/16	159,112.38	9/16	159,343.40
5/8	158,195.51	5/8	158,426.53	5/8	158,657.56	5/8	158,888.58	5/8	159,119.60	5/8	159,350.62
11/16	158,202.73	11/16	158,433.75	11/16	158,664.78	11/16	158,895.80	11/16	159,126.82	11/16	159,357.84
3/4	158,209.95	3/4	158,440.97	3/4	158,672.00	3/4	158,903.02	3/4	159,134.04	3/4	159,365.06
13/16	158,217.17	13/16	158,448.19	13/16	158,679.21	13/16	158,910.24	13/16	159,141.26	13/16	159,372.28
7/8	158,224.39	7/8	158,455.41	7/8	158,686.43	7/8	158,917.46	7/8	159,148.48	7/8	159,379.50
15/16	158,231.61	15/16	158,462.63	15/16	158,693.65	15/16	158,924.68	15/16	159,155.70	15/16	159,386.72

This chart is Certified for Tank: 6 only. No changes are permissible without the written consent of GAUGE POINT CALIBRATION.

For calibration specification information, see certificate on page 1.

Tank No: 6
GAUGE POINT CALIBRATION
1-800-205-TANK

Red Hill, Pearl Harbor, HI

Issue Date: 12/22/2006

Capacities given in barrels of 42 U.S. gallons.

Gauge Height: 257'-07 7/8"

in/in	131 FT	in/in	131 FT	in/in	131 FT	in/in	131 FT	in/in	131 FT	in/in	132 FT
2	159,393.94	4	159,624.96	6	159,855.99	8	160,087.01	10	160,318.03	0	160,549.05
1/16	159,401.16	1/16	159,632.18	1/16	159,863.21	1/16	160,094.23	1/16	160,325.25	1/16	160,556.27
1/8	159,408.38	1/8	159,639.40	1/8	159,870.43	1/8	160,101.45	1/8	160,332.47	1/8	160,563.49
3/16	159,415.60	3/16	159,646.62	3/16	159,877.64	3/16	160,108.67	3/16	160,339.69	3/16	160,570.71
1/4	159,422.82	1/4	159,653.84	1/4	159,884.86	1/4	160,115.89	1/4	160,346.91	1/4	160,577.93
5/16	159,430.04	5/16	159,661.06	5/16	159,892.08	5/16	160,123.11	5/16	160,354.13	5/16	160,585.15
3/8	159,437.26	3/8	159,668.28	3/8	159,899.30	3/8	160,130.33	3/8	160,361.35	3/8	160,592.37
7/16	159,444.48	7/16	159,675.50	7/16	159,906.52	7/16	160,137.54	7/16	160,368.57	7/16	160,599.59
1/2	159,451.70	1/2	159,682.72	1/2	159,913.74	1/2	160,144.76	1/2	160,375.79	1/2	160,606.81
9/16	159,458.92	9/16	159,689.94	9/16	159,920.96	9/16	160,151.98	9/16	160,383.01	9/16	160,614.03
5/8	159,466.14	5/8	159,697.16	5/8	159,928.18	5/8	160,159.20	5/8	160,390.23	5/8	160,621.25
11/16	159,473.35	11/16	159,704.38	11/16	159,935.40	11/16	160,166.42	11/16	160,397.45	11/16	160,628.47
3/4	159,480.57	3/4	159,711.60	3/4	159,942.62	3/4	160,173.64	3/4	160,404.66	3/4	160,635.69
13/16	159,487.79	13/16	159,718.82	13/16	159,949.84	13/16	160,180.86	13/16	160,411.88	13/16	160,642.91
7/8	159,495.01	7/8	159,726.04	7/8	159,957.06	7/8	160,188.08	7/8	160,419.10	7/8	160,650.13
15/16	159,502.23	15/16	159,733.26	15/16	159,964.28	15/16	160,195.30	15/16	160,426.32	15/16	160,657.35
3	159,509.45	5	159,740.47	7	159,971.50	9	160,202.52	11	160,433.54	1	160,664.57
1/16	159,516.67	1/16	159,747.69	1/16	159,978.72	1/16	160,209.74	1/16	160,440.76	1/16	160,671.78
1/8	159,523.89	1/8	159,754.91	1/8	159,985.94	1/8	160,216.96	1/8	160,447.98	1/8	160,679.00
3/16	159,531.11	3/16	159,762.13	3/16	159,993.16	3/16	160,224.18	3/16	160,455.20	3/16	160,686.22
1/4	159,538.33	1/4	159,769.35	1/4	160,000.38	1/4	160,231.40	1/4	160,462.42	1/4	160,693.44
5/16	159,545.55	5/16	159,776.57	5/16	160,007.59	5/16	160,238.62	5/16	160,469.64	5/16	160,700.66
3/8	159,552.77	3/8	159,783.79	3/8	160,014.81	3/8	160,245.84	3/8	160,476.86	3/8	160,707.88
7/16	159,559.99	7/16	159,791.01	7/16	160,022.03	7/16	160,253.06	7/16	160,484.08	7/16	160,715.10
1/2	159,567.21	1/2	159,798.23	1/2	160,029.25	1/2	160,260.28	1/2	160,491.30	1/2	160,722.32
9/16	159,574.43	9/16	159,805.45	9/16	160,036.47	9/16	160,267.50	9/16	160,498.52	9/16	160,729.54
5/8	159,581.65	5/8	159,812.67	5/8	160,043.69	5/8	160,274.71	5/8	160,505.74	5/8	160,736.76
11/16	159,588.87	11/16	159,819.89	11/16	160,050.91	11/16	160,281.93	11/16	160,512.96	11/16	160,743.98
3/4	159,596.09	3/4	159,827.11	3/4	160,058.13	3/4	160,289.15	3/4	160,520.18	3/4	160,751.20
13/16	159,603.31	13/16	159,834.33	13/16	160,065.35	13/16	160,296.37	13/16	160,527.40	13/16	160,758.42
7/8	159,610.52	7/8	159,841.55	7/8	160,072.57	7/8	160,303.59	7/8	160,534.61	7/8	160,765.64
15/16	159,617.74	15/16	159,848.77	15/16	160,079.79	15/16	160,310.81	15/16	160,541.83	15/16	160,772.86

This chart is Certified for Tank: 6 only. No changes are permissible without the written consent of GAUGE POINT CALIBRATION.

For calibration specification information, see certificate on page 1.

Tank No: 6
GAUGE POINT CALIBRATION
1-800-205-TANK

Red Hill, Pearl Harbor, HI

Issue Date: 12/22/2006

Capacities given in barrels of 42 U.S. gallons.

Gauge Height: 257'-07 7/8"

in/in	132 FT	in/in	132 FT	in/in	132 FT	in/in	132 FT	in/in	132 FT	in/in	133 FT
2	160,780.08	4	161,011.10	6	161,242.12	8	161,473.14	10	161,704.17	0	161,935.19
1/16	160,787.30	1/16	161,018.32	1/16	161,249.34	1/16	161,480.36	1/16	161,711.39	1/16	161,942.41
1/8	160,794.52	1/8	161,025.54	1/8	161,256.56	1/8	161,487.58	1/8	161,718.61	1/8	161,949.63
3/16	160,801.73	3/16	161,032.76	3/16	161,263.78	3/16	161,494.80	3/16	161,725.83	3/16	161,956.85
1/4	160,808.95	1/4	161,039.98	1/4	161,271.00	1/4	161,502.02	1/4	161,733.04	1/4	161,964.07
5/16	160,816.17	5/16	161,047.20	5/16	161,278.22	5/16	161,509.24	5/16	161,740.26	5/16	161,971.29
3/8	160,823.39	3/8	161,054.42	3/8	161,285.44	3/8	161,516.46	3/8	161,747.48	3/8	161,978.51
7/16	160,830.61	7/16	161,061.64	7/16	161,292.66	7/16	161,523.68	7/16	161,754.70	7/16	161,985.73
1/2	160,837.83	1/2	161,068.85	1/2	161,299.88	1/2	161,530.90	1/2	161,761.92	1/2	161,992.95
9/16	160,845.05	9/16	161,076.07	9/16	161,307.10	9/16	161,538.12	9/16	161,769.14	9/16	162,000.16
5/8	160,852.27	5/8	161,083.29	5/8	161,314.32	5/8	161,545.34	5/8	161,776.36	5/8	162,007.38
11/16	160,859.49	11/16	161,090.51	11/16	161,321.54	11/16	161,552.56	11/16	161,783.58	11/16	162,014.60
3/4	160,866.71	3/4	161,097.73	3/4	161,328.76	3/4	161,559.78	3/4	161,790.80	3/4	162,021.82
13/16	160,873.93	13/16	161,104.95	13/16	161,335.97	13/16	161,567.00	13/16	161,798.02	13/16	162,029.04
7/8	160,881.15	7/8	161,112.17	7/8	161,343.19	7/8	161,574.22	7/8	161,805.24	7/8	162,036.26
15/16	160,888.37	15/16	161,119.39	15/16	161,350.41	15/16	161,581.44	15/16	161,812.46	15/16	162,043.48
3	160,895.59	5	161,126.61	7	161,357.63	9	161,588.66	11	161,819.68	1	162,050.70
1/16	160,902.81	1/16	161,133.83	1/16	161,364.85	1/16	161,595.88	1/16	161,826.90	1/16	162,057.92
1/8	160,910.03	1/8	161,141.05	1/8	161,372.07	1/8	161,603.09	1/8	161,834.12	1/8	162,065.14
3/16	160,917.25	3/16	161,148.27	3/16	161,379.29	3/16	161,610.31	3/16	161,841.34	3/16	162,072.36
1/4	160,924.47	1/4	161,155.49	1/4	161,386.51	1/4	161,617.53	1/4	161,848.56	1/4	162,079.58
5/16	160,931.69	5/16	161,162.71	5/16	161,393.73	5/16	161,624.75	5/16	161,855.78	5/16	162,086.80
3/8	160,938.90	3/8	161,169.93	3/8	161,400.95	3/8	161,631.97	3/8	161,862.99	3/8	162,094.02
7/16	160,946.12	7/16	161,177.15	7/16	161,408.17	7/16	161,639.19	7/16	161,870.21	7/16	162,101.24
1/2	160,953.34	1/2	161,184.37	1/2	161,415.39	1/2	161,646.41	1/2	161,877.43	1/2	162,108.46
9/16	160,960.56	9/16	161,191.59	9/16	161,422.61	9/16	161,653.63	9/16	161,884.65	9/16	162,115.68
5/8	160,967.78	5/8	161,198.80	5/8	161,429.83	5/8	161,660.85	5/8	161,891.87	5/8	162,122.90
11/16	160,975.00	11/16	161,206.02	11/16	161,437.05	11/16	161,668.07	11/16	161,899.09	11/16	162,130.11
3/4	160,982.22	3/4	161,213.24	3/4	161,444.27	3/4	161,675.29	3/4	161,906.31	3/4	162,137.33
13/16	160,989.44	13/16	161,220.46	13/16	161,451.49	13/16	161,682.51	13/16	161,913.53	13/16	162,144.55
7/8	160,996.66	7/8	161,227.68	7/8	161,458.71	7/8	161,689.73	7/8	161,920.75	7/8	162,151.77
15/16	161,003.88	15/16	161,234.90	15/16	161,465.92	15/16	161,696.95	15/16	161,927.97	15/16	162,158.99

This chart is Certified for Tank: 6 only. No changes are permissible without the written consent of GAUGE POINT CALIBRATION.

For calibration specification information, see certificate on page 1.

Tank No: 6
GAUGE POINT CALIBRATION
1-800-205-TANK

Red Hill, Pearl Harbor, HI

Issue Date: 12/22/2006

Capacities given in barrels of 42 U.S. gallons.

Gauge Height: 257'-07 7/8"

in/in	133 FT	in/in	133 FT	in/in	133 FT	in/in	133 FT	in/in	133 FT	in/in	134 FT
2	162,166.21	4	162,397.23	6	162,628.26	8	162,859.19	10	163,090.12	0	163,321.05
1/16	162,173.43	1/16	162,404.45	1/16	162,635.47	1/16	162,866.40	1/16	163,097.33	1/16	163,328.26
1/8	162,180.65	1/8	162,411.67	1/8	162,642.69	1/8	162,873.62	1/8	163,104.55	1/8	163,335.48
3/16	162,187.87	3/16	162,418.89	3/16	162,649.91	3/16	162,880.84	3/16	163,111.77	3/16	163,342.70
1/4	162,195.09	1/4	162,426.11	1/4	162,657.12	1/4	162,888.05	1/4	163,118.98	1/4	163,349.91
5/16	162,202.31	5/16	162,433.33	5/16	162,664.34	5/16	162,895.27	5/16	163,126.20	5/16	163,357.13
3/8	162,209.53	3/8	162,440.55	3/8	162,671.56	3/8	162,902.49	3/8	163,133.42	3/8	163,364.35
7/16	162,216.75	7/16	162,447.77	7/16	162,678.77	7/16	162,909.70	7/16	163,140.63	7/16	163,371.56
1/2	162,223.97	1/2	162,454.99	1/2	162,685.99	1/2	162,916.92	1/2	163,147.85	1/2	163,378.78
9/16	162,231.19	9/16	162,462.21	9/16	162,693.21	9/16	162,924.14	9/16	163,155.07	9/16	163,386.00
5/8	162,238.41	5/8	162,469.43	5/8	162,700.42	5/8	162,931.35	5/8	163,162.28	5/8	163,393.21
11/16	162,245.63	11/16	162,476.65	11/16	162,707.64	11/16	162,938.57	11/16	163,169.50	11/16	163,400.43
3/4	162,252.85	3/4	162,483.87	3/4	162,714.86	3/4	162,945.79	3/4	163,176.72	3/4	163,407.65
13/16	162,260.07	13/16	162,491.09	13/16	162,722.07	13/16	162,953.00	13/16	163,183.93	13/16	163,414.86
7/8	162,267.28	7/8	162,498.31	7/8	162,729.29	7/8	162,960.22	7/8	163,191.15	7/8	163,422.08
15/16	162,274.50	15/16	162,505.53	15/16	162,736.51	15/16	162,967.44	15/16	163,198.37	15/16	163,429.30
3	162,281.72	5	162,512.75	7	162,743.72	9	162,974.65	11	163,205.58	1	163,436.51
1/16	162,288.94	1/16	162,519.97	1/16	162,750.94	1/16	162,981.87	1/16	163,212.80	1/16	163,443.73
1/8	162,296.16	1/8	162,527.18	1/8	162,758.16	1/8	162,989.09	1/8	163,220.01	1/8	163,450.94
3/16	162,303.38	3/16	162,534.40	3/16	162,765.37	3/16	162,996.30	3/16	163,227.23	3/16	163,458.16
1/4	162,310.60	1/4	162,541.62	1/4	162,772.59	1/4	163,003.52	1/4	163,234.45	1/4	163,465.38
5/16	162,317.82	5/16	162,548.84	5/16	162,779.80	5/16	163,010.73	5/16	163,241.66	5/16	163,472.59
3/8	162,325.04	3/8	162,556.06	3/8	162,787.02	3/8	163,017.95	3/8	163,248.88	3/8	163,479.81
7/16	162,332.26	7/16	162,563.28	7/16	162,794.24	7/16	163,025.17	7/16	163,256.10	7/16	163,487.03
1/2	162,339.48	1/2	162,570.50	1/2	162,801.45	1/2	163,032.38	1/2	163,263.31	1/2	163,494.24
9/16	162,346.70	9/16	162,577.72	9/16	162,808.67	9/16	163,039.60	9/16	163,270.53	9/16	163,501.46
5/8	162,353.92	5/8	162,584.94	5/8	162,815.89	5/8	163,046.82	5/8	163,277.75	5/8	163,508.68
11/16	162,361.14	11/16	162,592.16	11/16	162,823.10	11/16	163,054.03	11/16	163,284.96	11/16	163,515.89
3/4	162,368.36	3/4	162,599.38	3/4	162,830.32	3/4	163,061.25	3/4	163,292.18	3/4	163,523.11
13/16	162,375.58	13/16	162,606.60	13/16	162,837.54	13/16	163,068.47	13/16	163,299.40	13/16	163,530.33
7/8	162,382.80	7/8	162,613.82	7/8	162,844.75	7/8	163,075.68	7/8	163,306.61	7/8	163,537.54
15/16	162,390.02	15/16	162,621.04	15/16	162,851.97	15/16	163,082.90	15/16	163,313.83	15/16	163,544.76

This chart is Certified for Tank: 6 only. No changes are permissible without the written consent of GAUGE POINT CALIBRATION.

For calibration specification information, see certificate on page 1.

Tank No: 6
GAUGE POINT CALIBRATION
1-800-205-TANK

Red Hill, Pearl Harbor, HI

Issue Date: 12/22/2006

Capacities given in barrels of 42 U.S. gallons.

Gauge Height: 257'-07 7/8"

in/in	134 FT	in/in	134 FT	in/in	134 FT	in/in	134 FT	in/in	134 FT	in/in	135 FT
2	163,551.98	4	163,782.91	6	164,013.84	8	164,244.77	10	164,475.70	0	164,706.63
1/16	163,559.19	1/16	163,790.12	1/16	164,021.05	1/16	164,251.98	1/16	164,482.91	1/16	164,713.84
1/8	163,566.41	1/8	163,797.34	1/8	164,028.27	1/8	164,259.20	1/8	164,490.13	1/8	164,721.06
3/16	163,573.63	3/16	163,804.56	3/16	164,035.49	3/16	164,266.42	3/16	164,497.35	3/16	164,728.28
1/4	163,580.84	1/4	163,811.77	1/4	164,042.70	1/4	164,273.63	1/4	164,504.56	1/4	164,735.49
5/16	163,588.06	5/16	163,818.99	5/16	164,049.92	5/16	164,280.85	5/16	164,511.78	5/16	164,742.71
3/8	163,595.28	3/8	163,826.21	3/8	164,057.14	3/8	164,288.07	3/8	164,519.00	3/8	164,749.92
7/16	163,602.49	7/16	163,833.42	7/16	164,064.35	7/16	164,295.28	7/16	164,526.21	7/16	164,757.14
1/2	163,609.71	1/2	163,840.64	1/2	164,071.57	1/2	164,302.50	1/2	164,533.43	1/2	164,764.36
9/16	163,616.93	9/16	163,847.86	9/16	164,078.79	9/16	164,309.71	9/16	164,540.64	9/16	164,771.57
5/8	163,624.14	5/8	163,855.07	5/8	164,086.00	5/8	164,316.93	5/8	164,547.86	5/8	164,778.79
11/16	163,631.36	11/16	163,862.29	11/16	164,093.22	11/16	164,324.15	11/16	164,555.08	11/16	164,786.01
3/4	163,638.58	3/4	163,869.50	3/4	164,100.43	3/4	164,331.36	3/4	164,562.29	3/4	164,793.22
13/16	163,645.79	13/16	163,876.72	13/16	164,107.65	13/16	164,338.58	13/16	164,569.51	13/16	164,800.44
7/8	163,653.01	7/8	163,883.94	7/8	164,114.87	7/8	164,345.80	7/8	164,576.73	7/8	164,807.66
15/16	163,660.22	15/16	163,891.15	15/16	164,122.08	15/16	164,353.01	15/16	164,583.94	15/16	164,814.87
3	163,667.44	5	163,898.37	7	164,129.30	9	164,360.23	11	164,591.16	1	164,822.09
1/16	163,674.66	1/16	163,905.59	1/16	164,136.52	1/16	164,367.45	1/16	164,598.38	1/16	164,829.31
1/8	163,681.87	1/8	163,912.80	1/8	164,143.73	1/8	164,374.66	1/8	164,605.59	1/8	164,836.52
3/16	163,689.09	3/16	163,920.02	3/16	164,150.95	3/16	164,381.88	3/16	164,612.81	3/16	164,843.74
1/4	163,696.31	1/4	163,927.24	1/4	164,158.17	1/4	164,389.10	1/4	164,620.03	1/4	164,850.96
5/16	163,703.52	5/16	163,934.45	5/16	164,165.38	5/16	164,396.31	5/16	164,627.24	5/16	164,858.17
3/8	163,710.74	3/8	163,941.67	3/8	164,172.60	3/8	164,403.53	3/8	164,634.46	3/8	164,865.39
7/16	163,717.96	7/16	163,948.89	7/16	164,179.82	7/16	164,410.75	7/16	164,641.68	7/16	164,872.61
1/2	163,725.17	1/2	163,956.10	1/2	164,187.03	1/2	164,417.96	1/2	164,648.89	1/2	164,879.82
9/16	163,732.39	9/16	163,963.32	9/16	164,194.25	9/16	164,425.18	9/16	164,656.11	9/16	164,887.04
5/8	163,739.61	5/8	163,970.54	5/8	164,201.47	5/8	164,432.40	5/8	164,663.33	5/8	164,894.26
11/16	163,746.82	11/16	163,977.75	11/16	164,208.68	11/16	164,439.61	11/16	164,670.54	11/16	164,901.47
3/4	163,754.04	3/4	163,984.97	3/4	164,215.90	3/4	164,446.83	3/4	164,677.76	3/4	164,908.69
13/16	163,761.26	13/16	163,992.19	13/16	164,223.12	13/16	164,454.05	13/16	164,684.98	13/16	164,915.91
7/8	163,768.47	7/8	163,999.40	7/8	164,230.33	7/8	164,461.26	7/8	164,692.19	7/8	164,923.12
15/16	163,775.69	15/16	164,006.62	15/16	164,237.55	15/16	164,468.48	15/16	164,699.41	15/16	164,930.34

This chart is Certified for Tank: 6 only. No changes are permissible without the written consent of GAUGE POINT CALIBRATION.

For calibration specification information, see certificate on page 1.

Tank No: 6
GAUGE POINT CALIBRATION
1-800-205-TANK

Red Hill, Pearl Harbor, HI

Issue Date: 12/22/2006

Capacities given in barrels of 42 U.S. gallons.

Gauge Height: 257'-07 7/8"

in/in	135 FT	in/in	135 FT	in/in	135 FT	in/in	135 FT	in/in	135 FT	in/in	136 FT
2	164,937.56	4	165,168.49	6	165,399.41	8	165,630.34	10	165,861.27	0	166,092.20
1/16	164,944.77	1/16	165,175.70	1/16	165,406.63	1/16	165,637.56	1/16	165,868.49	1/16	166,099.42
1/8	164,951.99	1/8	165,182.92	1/8	165,413.85	1/8	165,644.78	1/8	165,875.71	1/8	166,106.64
3/16	164,959.20	3/16	165,190.13	3/16	165,421.06	3/16	165,651.99	3/16	165,882.92	3/16	166,113.85
1/4	164,966.42	1/4	165,197.35	1/4	165,428.28	1/4	165,659.21	1/4	165,890.14	1/4	166,121.07
5/16	164,973.64	5/16	165,204.57	5/16	165,435.50	5/16	165,666.43	5/16	165,897.36	5/16	166,128.29
3/8	164,980.85	3/8	165,211.78	3/8	165,442.71	3/8	165,673.64	3/8	165,904.57	3/8	166,135.50
7/16	164,988.07	7/16	165,219.00	7/16	165,449.93	7/16	165,680.86	7/16	165,911.79	7/16	166,142.72
1/2	164,995.29	1/2	165,226.22	1/2	165,457.15	1/2	165,688.08	1/2	165,919.01	1/2	166,149.94
9/16	165,002.50	9/16	165,233.43	9/16	165,464.36	9/16	165,695.29	9/16	165,926.22	9/16	166,157.15
5/8	165,009.72	5/8	165,240.65	5/8	165,471.58	5/8	165,702.51	5/8	165,933.44	5/8	166,164.37
11/16	165,016.94	11/16	165,247.87	11/16	165,478.80	11/16	165,709.73	11/16	165,940.66	11/16	166,171.59
3/4	165,024.15	3/4	165,255.08	3/4	165,486.01	3/4	165,716.94	3/4	165,947.87	3/4	166,178.80
13/16	165,031.37	13/16	165,262.30	13/16	165,493.23	13/16	165,724.16	13/16	165,955.09	13/16	166,186.02
7/8	165,038.59	7/8	165,269.52	7/8	165,500.45	7/8	165,731.38	7/8	165,962.31	7/8	166,193.24
15/16	165,045.80	15/16	165,276.73	15/16	165,507.66	15/16	165,738.59	15/16	165,969.52	15/16	166,200.45
3	165,053.02	5	165,283.95	7	165,514.88	9	165,745.81	11	165,976.74	1	166,207.67
1/16	165,060.24	1/16	165,291.17	1/16	165,522.10	1/16	165,753.03	1/16	165,983.96	1/16	166,214.89
1/8	165,067.45	1/8	165,298.38	1/8	165,529.31	1/8	165,760.24	1/8	165,991.17	1/8	166,222.10
3/16	165,074.67	3/16	165,305.60	3/16	165,536.53	3/16	165,767.46	3/16	165,998.39	3/16	166,229.32
1/4	165,081.89	1/4	165,312.82	1/4	165,543.75	1/4	165,774.68	1/4	166,005.61	1/4	166,236.54
5/16	165,089.10	5/16	165,320.03	5/16	165,550.96	5/16	165,781.89	5/16	166,012.82	5/16	166,243.75
3/8	165,096.32	3/8	165,327.25	3/8	165,558.18	3/8	165,789.11	3/8	166,020.04	3/8	166,250.97
7/16	165,103.54	7/16	165,334.47	7/16	165,565.40	7/16	165,796.33	7/16	166,027.26	7/16	166,258.19
1/2	165,110.75	1/2	165,341.68	1/2	165,572.61	1/2	165,803.54	1/2	166,034.47	1/2	166,265.40
9/16	165,117.97	9/16	165,348.90	9/16	165,579.83	9/16	165,810.76	9/16	166,041.69	9/16	166,272.62
5/8	165,125.19	5/8	165,356.12	5/8	165,587.05	5/8	165,817.98	5/8	166,048.90	5/8	166,279.83
11/16	165,132.40	11/16	165,363.33	11/16	165,594.26	11/16	165,825.19	11/16	166,056.12	11/16	166,287.05
3/4	165,139.62	3/4	165,370.55	3/4	165,601.48	3/4	165,832.41	3/4	166,063.34	3/4	166,294.27
13/16	165,146.84	13/16	165,377.77	13/16	165,608.70	13/16	165,839.62	13/16	166,070.55	13/16	166,301.48
7/8	165,154.05	7/8	165,384.98	7/8	165,615.91	7/8	165,846.84	7/8	166,077.77	7/8	166,308.70
15/16	165,161.27	15/16	165,392.20	15/16	165,623.13	15/16	165,854.06	15/16	166,084.99	15/16	166,315.92

This chart is Certified for Tank: 6 only. No changes are permissible without the written consent of GAUGE POINT CALIBRATION.

For calibration specification information, see certificate on page 1.

Tank No: 6
GAUGE POINT CALIBRATION
1-800-205-TANK

Red Hill, Pearl Harbor, HI

Issue Date: 12/22/2006

Capacities given in barrels of 42 U.S. gallons.

Gauge Height: 257'-07 7/8"

in/in	136 FT	in/in	136 FT	in/in	136 FT	in/in	136 FT	in/in	136 FT	in/in	137 FT
2	166,323.13	4	166,554.06	6	166,784.99	8	167,015.92	10	167,246.85	0	167,477.78
1/16	166,330.35	1/16	166,561.28	1/16	166,792.21	1/16	167,023.14	1/16	167,254.07	1/16	167,485.00
1/8	166,337.57	1/8	166,568.50	1/8	166,799.43	1/8	167,030.36	1/8	167,261.29	1/8	167,492.22
3/16	166,344.78	3/16	166,575.71	3/16	166,806.64	3/16	167,037.57	3/16	167,268.50	3/16	167,499.43
1/4	166,352.00	1/4	166,582.93	1/4	166,813.86	1/4	167,044.79	1/4	167,275.72	1/4	167,506.65
5/16	166,359.22	5/16	166,590.15	5/16	166,821.08	5/16	167,052.01	5/16	167,282.94	5/16	167,513.87
3/8	166,366.43	3/8	166,597.36	3/8	166,828.29	3/8	167,059.22	3/8	167,290.15	3/8	167,521.08
7/16	166,373.65	7/16	166,604.58	7/16	166,835.51	7/16	167,066.44	7/16	167,297.37	7/16	167,528.30
1/2	166,380.87	1/2	166,611.80	1/2	166,842.73	1/2	167,073.66	1/2	167,304.59	1/2	167,535.52
9/16	166,388.08	9/16	166,619.01	9/16	166,849.94	9/16	167,080.87	9/16	167,311.80	9/16	167,542.73
5/8	166,395.30	5/8	166,626.23	5/8	166,857.16	5/8	167,088.09	5/8	167,319.02	5/8	167,549.95
11/16	166,402.52	11/16	166,633.45	11/16	166,864.38	11/16	167,095.31	11/16	167,326.24	11/16	167,557.17
3/4	166,409.73	3/4	166,640.66	3/4	166,871.59	3/4	167,102.52	3/4	167,333.45	3/4	167,564.38
13/16	166,416.95	13/16	166,647.88	13/16	166,878.81	13/16	167,109.74	13/16	167,340.67	13/16	167,571.60
7/8	166,424.17	7/8	166,655.10	7/8	166,886.03	7/8	167,116.96	7/8	167,347.89	7/8	167,578.81
15/16	166,431.38	15/16	166,662.31	15/16	166,893.24	15/16	167,124.17	15/16	167,355.10	15/16	167,586.03
3	166,438.60	5	166,669.53	7	166,900.46	9	167,131.39	11	167,362.32	1	167,593.25
1/16	166,445.82	1/16	166,676.75	1/16	166,907.68	1/16	167,138.60	1/16	167,369.53	1/16	167,600.46
1/8	166,453.03	1/8	166,683.96	1/8	166,914.89	1/8	167,145.82	1/8	167,376.75	1/8	167,607.68
3/16	166,460.25	3/16	166,691.18	3/16	166,922.11	3/16	167,153.04	3/16	167,383.97	3/16	167,614.90
1/4	166,467.47	1/4	166,698.40	1/4	166,929.32	1/4	167,160.25	1/4	167,391.18	1/4	167,622.11
5/16	166,474.68	5/16	166,705.61	5/16	166,936.54	5/16	167,167.47	5/16	167,398.40	5/16	167,629.33
3/8	166,481.90	3/8	166,712.83	3/8	166,943.76	3/8	167,174.69	3/8	167,405.62	3/8	167,636.55
7/16	166,489.11	7/16	166,720.04	7/16	166,950.97	7/16	167,181.90	7/16	167,412.83	7/16	167,643.76
1/2	166,496.33	1/2	166,727.26	1/2	166,958.19	1/2	167,189.12	1/2	167,420.05	1/2	167,650.98
9/16	166,503.55	9/16	166,734.48	9/16	166,965.41	9/16	167,196.34	9/16	167,427.27	9/16	167,658.20
5/8	166,510.76	5/8	166,741.69	5/8	166,972.62	5/8	167,203.55	5/8	167,434.48	5/8	167,665.41
11/16	166,517.98	11/16	166,748.91	11/16	166,979.84	11/16	167,210.77	11/16	167,441.70	11/16	167,672.63
3/4	166,525.20	3/4	166,756.13	3/4	166,987.06	3/4	167,217.99	3/4	167,448.92	3/4	167,679.85
13/16	166,532.41	13/16	166,763.34	13/16	166,994.27	13/16	167,225.20	13/16	167,456.13	13/16	167,687.06
7/8	166,539.63	7/8	166,770.56	7/8	167,001.49	7/8	167,232.42	7/8	167,463.35	7/8	167,694.28
15/16	166,546.85	15/16	166,777.78	15/16	167,008.71	15/16	167,239.64	15/16	167,470.57	15/16	167,701.50

This chart is Certified for Tank: 6 only. No changes are permissible without the written consent of GAUGE POINT CALIBRATION.

For calibration specification information, see certificate on page 1.

Tank No: 6
GAUGE POINT CALIBRATION
1-800-205-TANK

Red Hill, Pearl Harbor, HI

Issue Date: 12/22/2006

Capacities given in barrels of 42 U.S. gallons.

Gauge Height: 257'-07 7/8"

in/in	137 FT	in/in	137 FT	in/in	137 FT	in/in	137 FT	in/in	137 FT	in/in	138 FT
2	167,708.71	4	167,939.64	6	168,170.57	8	168,401.50	10	168,632.43	0	168,863.36
1/16	167,715.93	1/16	167,946.86	1/16	168,177.79	1/16	168,408.72	1/16	168,639.65	1/16	168,870.58
1/8	167,723.15	1/8	167,954.08	1/8	168,185.01	1/8	168,415.94	1/8	168,646.87	1/8	168,877.80
3/16	167,730.36	3/16	167,961.29	3/16	168,192.22	3/16	168,423.15	3/16	168,654.08	3/16	168,885.01
1/4	167,737.58	1/4	167,968.51	1/4	168,199.44	1/4	168,430.37	1/4	168,661.30	1/4	168,892.23
5/16	167,744.80	5/16	167,975.73	5/16	168,206.66	5/16	168,437.59	5/16	168,668.51	5/16	168,899.44
3/8	167,752.01	3/8	167,982.94	3/8	168,213.87	3/8	168,444.80	3/8	168,675.73	3/8	168,906.66
7/16	167,759.23	7/16	167,990.16	7/16	168,221.09	7/16	168,452.02	7/16	168,682.95	7/16	168,913.88
1/2	167,766.45	1/2	167,997.38	1/2	168,228.30	1/2	168,459.23	1/2	168,690.16	1/2	168,921.09
9/16	167,773.66	9/16	168,004.59	9/16	168,235.52	9/16	168,466.45	9/16	168,697.38	9/16	168,928.31
5/8	167,780.88	5/8	168,011.81	5/8	168,242.74	5/8	168,473.67	5/8	168,704.60	5/8	168,935.53
11/16	167,788.10	11/16	168,019.02	11/16	168,249.95	11/16	168,480.88	11/16	168,711.81	11/16	168,942.74
3/4	167,795.31	3/4	168,026.24	3/4	168,257.17	3/4	168,488.10	3/4	168,719.03	3/4	168,949.96
13/16	167,802.53	13/16	168,033.46	13/16	168,264.39	13/16	168,495.32	13/16	168,726.25	13/16	168,957.18
7/8	167,809.74	7/8	168,040.67	7/8	168,271.60	7/8	168,502.53	7/8	168,733.46	7/8	168,964.39
15/16	167,816.96	15/16	168,047.89	15/16	168,278.82	15/16	168,509.75	15/16	168,740.68	15/16	168,971.61
3	167,824.18	5	168,055.11	7	168,286.04	9	168,516.97	11	168,747.90	1	168,978.83
1/16	167,831.39	1/16	168,062.32	1/16	168,293.25	1/16	168,524.18	1/16	168,755.11	1/16	168,986.04
1/8	167,838.61	1/8	168,069.54	1/8	168,300.47	1/8	168,531.40	1/8	168,762.33	1/8	168,993.26
3/16	167,845.83	3/16	168,076.76	3/16	168,307.69	3/16	168,538.62	3/16	168,769.55	3/16	169,000.48
1/4	167,853.04	1/4	168,083.97	1/4	168,314.90	1/4	168,545.83	1/4	168,776.76	1/4	169,007.69
5/16	167,860.26	5/16	168,091.19	5/16	168,322.12	5/16	168,553.05	5/16	168,783.98	5/16	169,014.91
3/8	167,867.48	3/8	168,098.41	3/8	168,329.34	3/8	168,560.27	3/8	168,791.20	3/8	169,022.13
7/16	167,874.69	7/16	168,105.62	7/16	168,336.55	7/16	168,567.48	7/16	168,798.41	7/16	169,029.34
1/2	167,881.91	1/2	168,112.84	1/2	168,343.77	1/2	168,574.70	1/2	168,805.63	1/2	169,036.56
9/16	167,889.13	9/16	168,120.06	9/16	168,350.99	9/16	168,581.92	9/16	168,812.85	9/16	169,043.78
5/8	167,896.34	5/8	168,127.27	5/8	168,358.20	5/8	168,589.13	5/8	168,820.06	5/8	169,050.99
11/16	167,903.56	11/16	168,134.49	11/16	168,365.42	11/16	168,596.35	11/16	168,827.28	11/16	169,058.21
3/4	167,910.78	3/4	168,141.71	3/4	168,372.64	3/4	168,603.57	3/4	168,834.50	3/4	169,065.43
13/16	167,917.99	13/16	168,148.92	13/16	168,379.85	13/16	168,610.78	13/16	168,841.71	13/16	169,072.64
7/8	167,925.21	7/8	168,156.14	7/8	168,387.07	7/8	168,618.00	7/8	168,848.93	7/8	169,079.86
15/16	167,932.43	15/16	168,163.36	15/16	168,394.29	15/16	168,625.22	15/16	168,856.15	15/16	169,087.08

This chart is Certified for Tank: 6 only. No changes are permissible without the written consent of GAUGE POINT CALIBRATION.

For calibration specification information, see certificate on page 1.

Tank No: 6
GAUGE POINT CALIBRATION
1-800-205-TANK

Red Hill, Pearl Harbor, HI

Issue Date: 12/22/2006

Capacities given in barrels of 42 U.S. gallons.

Gauge Height: 257'-07 7/8"

in/in	138 FT	in/in	138 FT	in/in	138 FT	in/in	138 FT	in/in	138 FT	in/in	139 FT
2	169,094.29	4	169,325.22	6	169,556.15	8	169,786.95	10	170,017.76	0	170,248.56
1/16	169,101.51	1/16	169,332.44	1/16	169,563.36	1/16	169,794.17	1/16	170,024.97	1/16	170,255.77
1/8	169,108.72	1/8	169,339.65	1/8	169,570.58	1/8	169,801.38	1/8	170,032.18	1/8	170,262.98
3/16	169,115.94	3/16	169,346.87	3/16	169,577.79	3/16	169,808.59	3/16	170,039.39	3/16	170,270.20
1/4	169,123.16	1/4	169,354.09	1/4	169,585.00	1/4	169,815.80	1/4	170,046.61	1/4	170,277.41
5/16	169,130.37	5/16	169,361.30	5/16	169,592.21	5/16	169,823.02	5/16	170,053.82	5/16	170,284.62
3/8	169,137.59	3/8	169,368.52	3/8	169,599.43	3/8	169,830.23	3/8	170,061.03	3/8	170,291.83
7/16	169,144.81	7/16	169,375.74	7/16	169,606.64	7/16	169,837.44	7/16	170,068.24	7/16	170,299.05
1/2	169,152.02	1/2	169,382.95	1/2	169,613.85	1/2	169,844.65	1/2	170,075.46	1/2	170,306.26
9/16	169,159.24	9/16	169,390.17	9/16	169,621.06	9/16	169,851.87	9/16	170,082.67	9/16	170,313.47
5/8	169,166.46	5/8	169,397.39	5/8	169,628.28	5/8	169,859.08	5/8	170,089.88	5/8	170,320.68
11/16	169,173.67	11/16	169,404.60	11/16	169,635.49	11/16	169,866.29	11/16	170,097.09	11/16	170,327.90
3/4	169,180.89	3/4	169,411.82	3/4	169,642.70	3/4	169,873.50	3/4	170,104.31	3/4	170,335.11
13/16	169,188.11	13/16	169,419.04	13/16	169,649.91	13/16	169,880.72	13/16	170,111.52	13/16	170,342.32
7/8	169,195.32	7/8	169,426.25	7/8	169,657.13	7/8	169,887.93	7/8	170,118.73	7/8	170,349.53
15/16	169,202.54	15/16	169,433.47	15/16	169,664.34	15/16	169,895.14	15/16	170,125.94	15/16	170,356.75
3	169,209.76	5	169,440.69	7	169,671.55	9	169,902.35	11	170,133.16	1	170,363.96
1/16	169,216.97	1/16	169,447.90	1/16	169,678.76	1/16	169,909.57	1/16	170,140.37	1/16	170,371.17
1/8	169,224.19	1/8	169,455.12	1/8	169,685.98	1/8	169,916.78	1/8	170,147.58	1/8	170,378.38
3/16	169,231.41	3/16	169,462.34	3/16	169,693.19	3/16	169,923.99	3/16	170,154.79	3/16	170,385.60
1/4	169,238.62	1/4	169,469.55	1/4	169,700.40	1/4	169,931.20	1/4	170,162.01	1/4	170,392.81
5/16	169,245.84	5/16	169,476.77	5/16	169,707.62	5/16	169,938.42	5/16	170,169.22	5/16	170,400.02
3/8	169,253.06	3/8	169,483.99	3/8	169,714.83	3/8	169,945.63	3/8	170,176.43	3/8	170,407.23
7/16	169,260.27	7/16	169,491.20	7/16	169,722.04	7/16	169,952.84	7/16	170,183.64	7/16	170,414.45
1/2	169,267.49	1/2	169,498.42	1/2	169,729.25	1/2	169,960.06	1/2	170,190.86	1/2	170,421.66
9/16	169,274.71	9/16	169,505.64	9/16	169,736.47	9/16	169,967.27	9/16	170,198.07	9/16	170,428.87
5/8	169,281.92	5/8	169,512.85	5/8	169,743.68	5/8	169,974.48	5/8	170,205.28	5/8	170,436.08
11/16	169,289.14	11/16	169,520.07	11/16	169,750.89	11/16	169,981.69	11/16	170,212.50	11/16	170,443.30
3/4	169,296.36	3/4	169,527.29	3/4	169,758.10	3/4	169,988.91	3/4	170,219.71	3/4	170,450.51
13/16	169,303.57	13/16	169,534.50	13/16	169,765.32	13/16	169,996.12	13/16	170,226.92	13/16	170,457.72
7/8	169,310.79	7/8	169,541.72	7/8	169,772.53	7/8	170,003.33	7/8	170,234.13	7/8	170,464.93
15/16	169,318.00	15/16	169,548.93	15/16	169,779.74	15/16	170,010.54	15/16	170,241.35	15/16	170,472.15

This chart is Certified for Tank: 6 only. No changes are permissible without the written consent of GAUGE POINT CALIBRATION.

For calibration specification information, see certificate on page 1.

Tank No: 6
GAUGE POINT CALIBRATION
1-800-205-TANK

Red Hill, Pearl Harbor, HI

Issue Date: 12/22/2006

Capacities given in barrels of 42 U.S. gallons.

Gauge Height: 257'-07 7/8"

in/in	139 FT	in/in	139 FT	in/in	139 FT	in/in	139 FT	in/in	139 FT	in/in	140 FT
2	170,479.36	4	170,710.16	6	170,940.96	8	171,171.77	10	171,402.57	0	171,633.37
1/16	170,486.57	1/16	170,717.37	1/16	170,948.18	1/16	171,178.98	1/16	171,409.78	1/16	171,640.58
1/8	170,493.79	1/8	170,724.59	1/8	170,955.39	1/8	171,186.19	1/8	171,416.99	1/8	171,647.80
3/16	170,501.00	3/16	170,731.80	3/16	170,962.60	3/16	171,193.40	3/16	171,424.21	3/16	171,655.01
1/4	170,508.21	1/4	170,739.01	1/4	170,969.81	1/4	171,200.62	1/4	171,431.42	1/4	171,662.22
5/16	170,515.42	5/16	170,746.23	5/16	170,977.03	5/16	171,207.83	5/16	171,438.63	5/16	171,669.43
3/8	170,522.64	3/8	170,753.44	3/8	170,984.24	3/8	171,215.04	3/8	171,445.84	3/8	171,676.65
7/16	170,529.85	7/16	170,760.65	7/16	170,991.45	7/16	171,222.25	7/16	171,453.06	7/16	171,683.86
1/2	170,537.06	1/2	170,767.86	1/2	170,998.67	1/2	171,229.47	1/2	171,460.27	1/2	171,691.07
9/16	170,544.27	9/16	170,775.08	9/16	171,005.88	9/16	171,236.68	9/16	171,467.48	9/16	171,698.28
5/8	170,551.49	5/8	170,782.29	5/8	171,013.09	5/8	171,243.89	5/8	171,474.69	5/8	171,705.50
11/16	170,558.70	11/16	170,789.50	11/16	171,020.30	11/16	171,251.10	11/16	171,481.91	11/16	171,712.71
3/4	170,565.91	3/4	170,796.71	3/4	171,027.52	3/4	171,258.32	3/4	171,489.12	3/4	171,719.92
13/16	170,573.12	13/16	170,803.93	13/16	171,034.73	13/16	171,265.53	13/16	171,496.33	13/16	171,727.13
7/8	170,580.34	7/8	170,811.14	7/8	171,041.94	7/8	171,272.74	7/8	171,503.54	7/8	171,734.35
15/16	170,587.55	15/16	170,818.35	15/16	171,049.15	15/16	171,279.96	15/16	171,510.76	15/16	171,741.56
3	170,594.76	5	170,825.56	7	171,056.37	9	171,287.17	11	171,517.97	1	171,748.77
1/16	170,601.97	1/16	170,832.78	1/16	171,063.58	1/16	171,294.38	1/16	171,525.18	1/16	171,755.98
1/8	170,609.19	1/8	170,839.99	1/8	171,070.79	1/8	171,301.59	1/8	171,532.40	1/8	171,763.20
3/16	170,616.40	3/16	170,847.20	3/16	171,078.00	3/16	171,308.81	3/16	171,539.61	3/16	171,770.41
1/4	170,623.61	1/4	170,854.41	1/4	171,085.22	1/4	171,316.02	1/4	171,546.82	1/4	171,777.62
5/16	170,630.82	5/16	170,861.63	5/16	171,092.43	5/16	171,323.23	5/16	171,554.03	5/16	171,784.84
3/8	170,638.04	3/8	170,868.84	3/8	171,099.64	3/8	171,330.44	3/8	171,561.25	3/8	171,792.05
7/16	170,645.25	7/16	170,876.05	7/16	171,106.85	7/16	171,337.66	7/16	171,568.46	7/16	171,799.26
1/2	170,652.46	1/2	170,883.26	1/2	171,114.07	1/2	171,344.87	1/2	171,575.67	1/2	171,806.47
9/16	170,659.67	9/16	170,890.48	9/16	171,121.28	9/16	171,352.08	9/16	171,582.88	9/16	171,813.69
5/8	170,666.89	5/8	170,897.69	5/8	171,128.49	5/8	171,359.29	5/8	171,590.10	5/8	171,820.90
11/16	170,674.10	11/16	170,904.90	11/16	171,135.70	11/16	171,366.51	11/16	171,597.31	11/16	171,828.11
3/4	170,681.31	3/4	170,912.11	3/4	171,142.92	3/4	171,373.72	3/4	171,604.52	3/4	171,835.32
13/16	170,688.52	13/16	170,919.33	13/16	171,150.13	13/16	171,380.93	13/16	171,611.73	13/16	171,842.54
7/8	170,695.74	7/8	170,926.54	7/8	171,157.34	7/8	171,388.14	7/8	171,618.95	7/8	171,849.75
15/16	170,702.95	15/16	170,933.75	15/16	171,164.55	15/16	171,395.36	15/16	171,626.16	15/16	171,856.96

This chart is Certified for Tank: 6 only. No changes are permissible without the written consent of GAUGE POINT CALIBRATION.

For calibration specification information, see certificate on page 1.

Tank No: 6
GAUGE POINT CALIBRATION
1-800-205-TANK

Red Hill, Pearl Harbor, HI

Issue Date: 12/22/2006

Capacities given in barrels of 42 U.S. gallons.

Gauge Height: 257'-07 7/8"

in/in	140 FT	in/in	140 FT	in/in	140 FT	in/in	140 FT	in/in	140 FT	in/in	141 FT
2	171,864.17	4	172,094.98	6	172,325.78	8	172,556.58	10	172,787.38	0	173,018.18
1/16	171,871.39	1/16	172,102.19	1/16	172,332.99	1/16	172,563.79	1/16	172,794.59	1/16	173,025.40
1/8	171,878.60	1/8	172,109.40	1/8	172,340.20	1/8	172,571.01	1/8	172,801.81	1/8	173,032.61
3/16	171,885.81	3/16	172,116.61	3/16	172,347.42	3/16	172,578.22	3/16	172,809.02	3/16	173,039.82
1/4	171,893.02	1/4	172,123.83	1/4	172,354.63	1/4	172,585.43	1/4	172,816.23	1/4	173,047.03
5/16	171,900.24	5/16	172,131.04	5/16	172,361.84	5/16	172,592.64	5/16	172,823.44	5/16	173,054.25
3/8	171,907.45	3/8	172,138.25	3/8	172,369.05	3/8	172,599.86	3/8	172,830.66	3/8	173,061.46
7/16	171,914.66	7/16	172,145.46	7/16	172,376.27	7/16	172,607.07	7/16	172,837.87	7/16	173,068.67
1/2	171,921.87	1/2	172,152.68	1/2	172,383.48	1/2	172,614.28	1/2	172,845.08	1/2	173,075.88
9/16	171,929.09	9/16	172,159.89	9/16	172,390.69	9/16	172,621.49	9/16	172,852.30	9/16	173,083.10
5/8	171,936.30	5/8	172,167.10	5/8	172,397.90	5/8	172,628.71	5/8	172,859.51	5/8	173,090.31
11/16	171,943.51	11/16	172,174.31	11/16	172,405.12	11/16	172,635.92	11/16	172,866.72	11/16	173,097.52
3/4	171,950.72	3/4	172,181.53	3/4	172,412.33	3/4	172,643.13	3/4	172,873.93	3/4	173,104.74
13/16	171,957.94	13/16	172,188.74	13/16	172,419.54	13/16	172,650.34	13/16	172,881.15	13/16	173,111.95
7/8	171,965.15	7/8	172,195.95	7/8	172,426.75	7/8	172,657.56	7/8	172,888.36	7/8	173,119.16
15/16	171,972.36	15/16	172,203.16	15/16	172,433.97	15/16	172,664.77	15/16	172,895.57	15/16	173,126.37
3	171,979.57	5	172,210.38	7	172,441.18	9	172,671.98	11	172,902.78	1	173,133.59
1/16	171,986.79	1/16	172,217.59	1/16	172,448.39	1/16	172,679.19	1/16	172,910.00	1/16	173,140.80
1/8	171,994.00	1/8	172,224.80	1/8	172,455.60	1/8	172,686.41	1/8	172,917.21	1/8	173,148.01
3/16	172,001.21	3/16	172,232.01	3/16	172,462.82	3/16	172,693.62	3/16	172,924.42	3/16	173,155.22
1/4	172,008.42	1/4	172,239.23	1/4	172,470.03	1/4	172,700.83	1/4	172,931.63	1/4	173,162.44
5/16	172,015.64	5/16	172,246.44	5/16	172,477.24	5/16	172,708.04	5/16	172,938.85	5/16	173,169.65
3/8	172,022.85	3/8	172,253.65	3/8	172,484.45	3/8	172,715.26	3/8	172,946.06	3/8	173,176.86
7/16	172,030.06	7/16	172,260.86	7/16	172,491.67	7/16	172,722.47	7/16	172,953.27	7/16	173,184.07
1/2	172,037.27	1/2	172,268.08	1/2	172,498.88	1/2	172,729.68	1/2	172,960.48	1/2	173,191.29
9/16	172,044.49	9/16	172,275.29	9/16	172,506.09	9/16	172,736.89	9/16	172,967.70	9/16	173,198.50
5/8	172,051.70	5/8	172,282.50	5/8	172,513.30	5/8	172,744.11	5/8	172,974.91	5/8	173,205.71
11/16	172,058.91	11/16	172,289.71	11/16	172,520.52	11/16	172,751.32	11/16	172,982.12	11/16	173,212.92
3/4	172,066.13	3/4	172,296.93	3/4	172,527.73	3/4	172,758.53	3/4	172,989.33	3/4	173,220.14
13/16	172,073.34	13/16	172,304.14	13/16	172,534.94	13/16	172,765.74	13/16	172,996.55	13/16	173,227.35
7/8	172,080.55	7/8	172,311.35	7/8	172,542.15	7/8	172,772.96	7/8	173,003.76	7/8	173,234.56
15/16	172,087.76	15/16	172,318.57	15/16	172,549.37	15/16	172,780.17	15/16	173,010.97	15/16	173,241.77

This chart is Certified for Tank: 6 only. No changes are permissible without the written consent of GAUGE POINT CALIBRATION.

For calibration specification information, see certificate on page 1.

Tank No: 6
GAUGE POINT CALIBRATION
1-800-205-TANK

Red Hill, Pearl Harbor, HI

Issue Date: 12/22/2006

Capacities given in barrels of 42 U.S. gallons.

Gauge Height: 257'-07 7/8"

in/in	141 FT	in/in	141 FT	in/in	141 FT	in/in	141 FT	in/in	141 FT	in/in	142 FT
2	173,248.99	4	173,479.79	6	173,710.59	8	173,941.39	10	174,172.20	0	174,403.00
1/16	173,256.20	1/16	173,487.00	1/16	173,717.80	1/16	173,948.61	1/16	174,179.41	1/16	174,410.21
1/8	173,263.41	1/8	173,494.21	1/8	173,725.02	1/8	173,955.82	1/8	174,186.62	1/8	174,417.42
3/16	173,270.62	3/16	173,501.43	3/16	173,732.23	3/16	173,963.03	3/16	174,193.83	3/16	174,424.64
1/4	173,277.84	1/4	173,508.64	1/4	173,739.44	1/4	173,970.24	1/4	174,201.05	1/4	174,431.85
5/16	173,285.05	5/16	173,515.85	5/16	173,746.65	5/16	173,977.46	5/16	174,208.26	5/16	174,439.06
3/8	173,292.26	3/8	173,523.06	3/8	173,753.87	3/8	173,984.67	3/8	174,215.47	3/8	174,446.27
7/16	173,299.47	7/16	173,530.28	7/16	173,761.08	7/16	173,991.88	7/16	174,222.68	7/16	174,453.49
1/2	173,306.69	1/2	173,537.49	1/2	173,768.29	1/2	173,999.09	1/2	174,229.90	1/2	174,460.70
9/16	173,313.90	9/16	173,544.70	9/16	173,775.50	9/16	174,006.31	9/16	174,237.11	9/16	174,467.91
5/8	173,321.11	5/8	173,551.91	5/8	173,782.72	5/8	174,013.52	5/8	174,244.32	5/8	174,475.12
11/16	173,328.32	11/16	173,559.13	11/16	173,789.93	11/16	174,020.73	11/16	174,251.53	11/16	174,482.34
3/4	173,335.54	3/4	173,566.34	3/4	173,797.14	3/4	174,027.94	3/4	174,258.75	3/4	174,489.55
13/16	173,342.75	13/16	173,573.55	13/16	173,804.35	13/16	174,035.16	13/16	174,265.96	13/16	174,496.76
7/8	173,349.96	7/8	173,580.76	7/8	173,811.57	7/8	174,042.37	7/8	174,273.17	7/8	174,503.97
15/16	173,357.18	15/16	173,587.98	15/16	173,818.78	15/16	174,049.58	15/16	174,280.38	15/16	174,511.19
3	173,364.39	5	173,595.19	7	173,825.99	9	174,056.79	11	174,287.60	1	174,518.40
1/16	173,371.60	1/16	173,602.40	1/16	173,833.20	1/16	174,064.01	1/16	174,294.81	1/16	174,525.61
1/8	173,378.81	1/8	173,609.61	1/8	173,840.42	1/8	174,071.22	1/8	174,302.02	1/8	174,532.82
3/16	173,386.03	3/16	173,616.83	3/16	173,847.63	3/16	174,078.43	3/16	174,309.23	3/16	174,540.04
1/4	173,393.24	1/4	173,624.04	1/4	173,854.84	1/4	174,085.64	1/4	174,316.45	1/4	174,547.25
5/16	173,400.45	5/16	173,631.25	5/16	173,862.05	5/16	174,092.86	5/16	174,323.66	5/16	174,554.46
3/8	173,407.66	3/8	173,638.47	3/8	173,869.27	3/8	174,100.07	3/8	174,330.87	3/8	174,561.67
7/16	173,414.88	7/16	173,645.68	7/16	173,876.48	7/16	174,107.28	7/16	174,338.08	7/16	174,568.89
1/2	173,422.09	1/2	173,652.89	1/2	173,883.69	1/2	174,114.49	1/2	174,345.30	1/2	174,576.10
9/16	173,429.30	9/16	173,660.10	9/16	173,890.91	9/16	174,121.71	9/16	174,352.51	9/16	174,583.31
5/8	173,436.51	5/8	173,667.32	5/8	173,898.12	5/8	174,128.92	5/8	174,359.72	5/8	174,590.52
11/16	173,443.73	11/16	173,674.53	11/16	173,905.33	11/16	174,136.13	11/16	174,366.93	11/16	174,597.74
3/4	173,450.94	3/4	173,681.74	3/4	173,912.54	3/4	174,143.35	3/4	174,374.15	3/4	174,604.95
13/16	173,458.15	13/16	173,688.95	13/16	173,919.76	13/16	174,150.56	13/16	174,381.36	13/16	174,612.16
7/8	173,465.36	7/8	173,696.17	7/8	173,926.97	7/8	174,157.77	7/8	174,388.57	7/8	174,619.37
15/16	173,472.58	15/16	173,703.38	15/16	173,934.18	15/16	174,164.98	15/16	174,395.78	15/16	174,626.59

This chart is Certified for Tank: 6 only. No changes are permissible without the written consent of GAUGE POINT CALIBRATION.

For calibration specification information, see certificate on page 1.

Tank No: 6
GAUGE POINT CALIBRATION
1-800-205-TANK

Red Hill, Pearl Harbor, HI

Issue Date: 12/22/2006

Capacities given in barrels of 42 U.S. gallons.

Gauge Height: 257'-07 7/8"

in/in	142 FT	in/in	142 FT	in/in	142 FT	in/in	142 FT	in/in	142 FT	in/in	143 FT
2	174,633.80	4	174,864.60	6	175,095.40	8	175,326.21	10	175,557.01	0	175,787.81
1/16	174,641.01	1/16	174,871.81	1/16	175,102.62	1/16	175,333.42	1/16	175,564.22	1/16	175,795.02
1/8	174,648.22	1/8	174,879.03	1/8	175,109.83	1/8	175,340.63	1/8	175,571.43	1/8	175,802.24
3/16	174,655.44	3/16	174,886.24	3/16	175,117.04	3/16	175,347.84	3/16	175,578.65	3/16	175,809.45
1/4	174,662.65	1/4	174,893.45	1/4	175,124.25	1/4	175,355.06	1/4	175,585.86	1/4	175,816.66
5/16	174,669.86	5/16	174,900.66	5/16	175,131.47	5/16	175,362.27	5/16	175,593.07	5/16	175,823.87
3/8	174,677.08	3/8	174,907.88	3/8	175,138.68	3/8	175,369.48	3/8	175,600.28	3/8	175,831.09
7/16	174,684.29	7/16	174,915.09	7/16	175,145.89	7/16	175,376.69	7/16	175,607.50	7/16	175,838.30
1/2	174,691.50	1/2	174,922.30	1/2	175,153.10	1/2	175,383.91	1/2	175,614.71	1/2	175,845.51
9/16	174,698.71	9/16	174,929.52	9/16	175,160.32	9/16	175,391.12	9/16	175,621.92	9/16	175,852.72
5/8	174,705.93	5/8	174,936.73	5/8	175,167.53	5/8	175,398.33	5/8	175,629.13	5/8	175,859.94
11/16	174,713.14	11/16	174,943.94	11/16	175,174.74	11/16	175,405.54	11/16	175,636.35	11/16	175,867.15
3/4	174,720.35	3/4	174,951.15	3/4	175,181.95	3/4	175,412.76	3/4	175,643.56	3/4	175,874.36
13/16	174,727.56	13/16	174,958.37	13/16	175,189.17	13/16	175,419.97	13/16	175,650.77	13/16	175,881.57
7/8	174,734.78	7/8	174,965.58	7/8	175,196.38	7/8	175,427.18	7/8	175,657.98	7/8	175,888.79
15/16	174,741.99	15/16	174,972.79	15/16	175,203.59	15/16	175,434.39	15/16	175,665.20	15/16	175,896.00
3	174,749.20	5	174,980.00	7	175,210.81	9	175,441.61	11	175,672.41	1	175,903.21
1/16	174,756.41	1/16	174,987.22	1/16	175,218.02	1/16	175,448.82	1/16	175,679.62	1/16	175,910.42
1/8	174,763.63	1/8	174,994.43	1/8	175,225.23	1/8	175,456.03	1/8	175,686.83	1/8	175,917.64
3/16	174,770.84	3/16	175,001.64	3/16	175,232.44	3/16	175,463.25	3/16	175,694.05	3/16	175,924.85
1/4	174,778.05	1/4	175,008.85	1/4	175,239.66	1/4	175,470.46	1/4	175,701.26	1/4	175,932.06
5/16	174,785.26	5/16	175,016.07	5/16	175,246.87	5/16	175,477.67	5/16	175,708.47	5/16	175,939.27
3/8	174,792.48	3/8	175,023.28	3/8	175,254.08	3/8	175,484.88	3/8	175,715.69	3/8	175,946.49
7/16	174,799.69	7/16	175,030.49	7/16	175,261.29	7/16	175,492.10	7/16	175,722.90	7/16	175,953.70
1/2	174,806.90	1/2	175,037.70	1/2	175,268.51	1/2	175,499.31	1/2	175,730.11	1/2	175,960.91
9/16	174,814.11	9/16	175,044.92	9/16	175,275.72	9/16	175,506.52	9/16	175,737.32	9/16	175,968.12
5/8	174,821.33	5/8	175,052.13	5/8	175,282.93	5/8	175,513.73	5/8	175,744.54	5/8	175,975.34
11/16	174,828.54	11/16	175,059.34	11/16	175,290.14	11/16	175,520.95	11/16	175,751.75	11/16	175,982.55
3/4	174,835.75	3/4	175,066.55	3/4	175,297.36	3/4	175,528.16	3/4	175,758.96	3/4	175,989.76
13/16	174,842.96	13/16	175,073.77	13/16	175,304.57	13/16	175,535.37	13/16	175,766.17	13/16	175,996.98
7/8	174,850.18	7/8	175,080.98	7/8	175,311.78	7/8	175,542.58	7/8	175,773.39	7/8	176,004.19
15/16	174,857.39	15/16	175,088.19	15/16	175,318.99	15/16	175,549.80	15/16	175,780.60	15/16	176,011.40

This chart is Certified for Tank: 6 only. No changes are permissible without the written consent of GAUGE POINT CALIBRATION.

For calibration specification information, see certificate on page 1.

Tank No: 6
GAUGE POINT CALIBRATION
1-800-205-TANK

Red Hill, Pearl Harbor, HI

Issue Date: 12/22/2006

Capacities given in barrels of 42 U.S. gallons.

Gauge Height: 257'-07 7/8"

in/in	143 FT	in/in	143 FT	in/in	143 FT	in/in	143 FT	in/in	143 FT	in/in	144 FT
2	176,018.61	4	176,249.42	6	176,480.22	8	176,710.67	10	176,941.13	0	177,171.58
1/16	176,025.83	1/16	176,256.63	1/16	176,487.42	1/16	176,717.87	1/16	176,948.33	1/16	177,178.78
1/8	176,033.04	1/8	176,263.84	1/8	176,494.62	1/8	176,725.07	1/8	176,955.53	1/8	177,185.98
3/16	176,040.25	3/16	176,271.05	3/16	176,501.82	3/16	176,732.28	3/16	176,962.73	3/16	177,193.18
1/4	176,047.46	1/4	176,278.27	1/4	176,509.02	1/4	176,739.48	1/4	176,969.93	1/4	177,200.39
5/16	176,054.68	5/16	176,285.48	5/16	176,516.23	5/16	176,746.68	5/16	176,977.13	5/16	177,207.59
3/8	176,061.89	3/8	176,292.69	3/8	176,523.43	3/8	176,753.88	3/8	176,984.34	3/8	177,214.79
7/16	176,069.10	7/16	176,299.90	7/16	176,530.63	7/16	176,761.08	7/16	176,991.54	7/16	177,221.99
1/2	176,076.31	1/2	176,307.12	1/2	176,537.83	1/2	176,768.29	1/2	176,998.74	1/2	177,229.19
9/16	176,083.53	9/16	176,314.33	9/16	176,545.03	9/16	176,775.49	9/16	177,005.94	9/16	177,236.40
5/8	176,090.74	5/8	176,321.54	5/8	176,552.23	5/8	176,782.69	5/8	177,013.14	5/8	177,243.60
11/16	176,097.95	11/16	176,328.75	11/16	176,559.44	11/16	176,789.89	11/16	177,020.34	11/16	177,250.80
3/4	176,105.16	3/4	176,335.97	3/4	176,566.64	3/4	176,797.09	3/4	177,027.55	3/4	177,258.00
13/16	176,112.38	13/16	176,343.18	13/16	176,573.84	13/16	176,804.29	13/16	177,034.75	13/16	177,265.20
7/8	176,119.59	7/8	176,350.39	7/8	176,581.04	7/8	176,811.50	7/8	177,041.95	7/8	177,272.40
15/16	176,126.80	15/16	176,357.60	15/16	176,588.24	15/16	176,818.70	15/16	177,049.15	15/16	177,279.61
3	176,134.01	5	176,364.82	7	176,595.44	9	176,825.90	11	177,056.35	1	177,286.81
1/16	176,141.23	1/16	176,372.03	1/16	176,602.65	1/16	176,833.10	1/16	177,063.55	1/16	177,294.01
1/8	176,148.44	1/8	176,379.24	1/8	176,609.85	1/8	176,840.30	1/8	177,070.76	1/8	177,301.21
3/16	176,155.65	3/16	176,386.45	3/16	176,617.05	3/16	176,847.50	3/16	177,077.96	3/16	177,308.41
1/4	176,162.86	1/4	176,393.67	1/4	176,624.25	1/4	176,854.71	1/4	177,085.16	1/4	177,315.61
5/16	176,170.08	5/16	176,400.88	5/16	176,631.45	5/16	176,861.91	5/16	177,092.36	5/16	177,322.82
3/8	176,177.29	3/8	176,408.09	3/8	176,638.65	3/8	176,869.11	3/8	177,099.56	3/8	177,330.02
7/16	176,184.50	7/16	176,415.30	7/16	176,645.86	7/16	176,876.31	7/16	177,106.76	7/16	177,337.22
1/2	176,191.71	1/2	176,422.52	1/2	176,653.06	1/2	176,883.51	1/2	177,113.97	1/2	177,344.42
9/16	176,198.93	9/16	176,429.73	9/16	176,660.26	9/16	176,890.71	9/16	177,121.17	9/16	177,351.62
5/8	176,206.14	5/8	176,436.94	5/8	176,667.46	5/8	176,897.92	5/8	177,128.37	5/8	177,358.82
11/16	176,213.35	11/16	176,444.15	11/16	176,674.66	11/16	176,905.12	11/16	177,135.57	11/16	177,366.03
3/4	176,220.56	3/4	176,451.37	3/4	176,681.86	3/4	176,912.32	3/4	177,142.77	3/4	177,373.23
13/16	176,227.78	13/16	176,458.58	13/16	176,689.07	13/16	176,919.52	13/16	177,149.97	13/16	177,380.43
7/8	176,234.99	7/8	176,465.79	7/8	176,696.27	7/8	176,926.72	7/8	177,157.18	7/8	177,387.63
15/16	176,242.20	15/16	176,473.00	15/16	176,703.47	15/16	176,933.92	15/16	177,164.38	15/16	177,394.83

This chart is Certified for Tank: 6 only. No changes are permissible without the written consent of GAUGE POINT CALIBRATION.

For calibration specification information, see certificate on page 1.

Tank No: 6
GAUGE POINT CALIBRATION
1-800-205-TANK

Red Hill, Pearl Harbor, HI

Issue Date: 12/22/2006

Capacities given in barrels of 42 U.S. gallons.

Gauge Height: 257'-07 7/8"

in/in	144 FT	in/in	144 FT	in/in	144 FT	in/in	144 FT	in/in	144 FT	in/in	145 FT
2	177,402.03	4	177,632.49	6	177,862.94	8	178,093.40	10	178,323.85	0	178,554.31
1/16	177,409.24	1/16	177,639.69	1/16	177,870.14	1/16	178,100.60	1/16	178,331.05	1/16	178,561.51
1/8	177,416.44	1/8	177,646.89	1/8	177,877.35	1/8	178,107.80	1/8	178,338.25	1/8	178,568.71
3/16	177,423.64	3/16	177,654.09	3/16	177,884.55	3/16	178,115.00	3/16	178,345.46	3/16	178,575.91
1/4	177,430.84	1/4	177,661.30	1/4	177,891.75	1/4	178,122.20	1/4	178,352.66	1/4	178,583.11
5/16	177,438.04	5/16	177,668.50	5/16	177,898.95	5/16	178,129.41	5/16	178,359.86	5/16	178,590.31
3/8	177,445.24	3/8	177,675.70	3/8	177,906.15	3/8	178,136.61	3/8	178,367.06	3/8	178,597.52
7/16	177,452.45	7/16	177,682.90	7/16	177,913.35	7/16	178,143.81	7/16	178,374.26	7/16	178,604.72
1/2	177,459.65	1/2	177,690.10	1/2	177,920.56	1/2	178,151.01	1/2	178,381.46	1/2	178,611.92
9/16	177,466.85	9/16	177,697.30	9/16	177,927.76	9/16	178,158.21	9/16	178,388.67	9/16	178,619.12
5/8	177,474.05	5/8	177,704.51	5/8	177,934.96	5/8	178,165.41	5/8	178,395.87	5/8	178,626.32
11/16	177,481.25	11/16	177,711.71	11/16	177,942.16	11/16	178,172.62	11/16	178,403.07	11/16	178,633.52
3/4	177,488.45	3/4	177,718.91	3/4	177,949.36	3/4	178,179.82	3/4	178,410.27	3/4	178,640.73
13/16	177,495.66	13/16	177,726.11	13/16	177,956.56	13/16	178,187.02	13/16	178,417.47	13/16	178,647.93
7/8	177,502.86	7/8	177,733.31	7/8	177,963.77	7/8	178,194.22	7/8	178,424.67	7/8	178,655.13
15/16	177,510.06	15/16	177,740.51	15/16	177,970.97	15/16	178,201.42	15/16	178,431.88	15/16	178,662.33
3	177,517.26	5	177,747.72	7	177,978.17	9	178,208.62	11	178,439.08	1	178,669.53
1/16	177,524.46	1/16	177,754.92	1/16	177,985.37	1/16	178,215.83	1/16	178,446.28	1/16	178,676.73
1/8	177,531.66	1/8	177,762.12	1/8	177,992.57	1/8	178,223.03	1/8	178,453.48	1/8	178,683.94
3/16	177,538.87	3/16	177,769.32	3/16	177,999.77	3/16	178,230.23	3/16	178,460.68	3/16	178,691.14
1/4	177,546.07	1/4	177,776.52	1/4	178,006.98	1/4	178,237.43	1/4	178,467.88	1/4	178,698.34
5/16	177,553.27	5/16	177,783.72	5/16	178,014.18	5/16	178,244.63	5/16	178,475.09	5/16	178,705.54
3/8	177,560.47	3/8	177,790.93	3/8	178,021.38	3/8	178,251.83	3/8	178,482.29	3/8	178,712.74
7/16	177,567.67	7/16	177,798.13	7/16	178,028.58	7/16	178,259.04	7/16	178,489.49	7/16	178,719.94
1/2	177,574.87	1/2	177,805.33	1/2	178,035.78	1/2	178,266.24	1/2	178,496.69	1/2	178,727.15
9/16	177,582.08	9/16	177,812.53	9/16	178,042.98	9/16	178,273.44	9/16	178,503.89	9/16	178,734.35
5/8	177,589.28	5/8	177,819.73	5/8	178,050.19	5/8	178,280.64	5/8	178,511.09	5/8	178,741.55
11/16	177,596.48	11/16	177,826.93	11/16	178,057.39	11/16	178,287.84	11/16	178,518.30	11/16	178,748.75
3/4	177,603.68	3/4	177,834.14	3/4	178,064.59	3/4	178,295.04	3/4	178,525.50	3/4	178,755.95
13/16	177,610.88	13/16	177,841.34	13/16	178,071.79	13/16	178,302.25	13/16	178,532.70	13/16	178,763.15
7/8	177,618.08	7/8	177,848.54	7/8	178,078.99	7/8	178,309.45	7/8	178,539.90	7/8	178,770.36
15/16	177,625.29	15/16	177,855.74	15/16	178,086.20	15/16	178,316.65	15/16	178,547.10	15/16	178,777.56

This chart is Certified for Tank: 6 only. No changes are permissible without the written consent of GAUGE POINT CALIBRATION.

For calibration specification information, see certificate on page 1.

Tank No: 6
GAUGE POINT CALIBRATION
1-800-205-TANK

Red Hill, Pearl Harbor, HI

Issue Date: 12/22/2006

Capacities given in barrels of 42 U.S. gallons.

Gauge Height: 257'-07 7/8"

in/in	145 FT	in/in	145 FT	in/in	145 FT	in/in	145 FT	in/in	145 FT	in/in	146 FT
2	178,784.76	4	179,015.21	6	179,245.67	8	179,476.12	10	179,706.58	0	179,937.03
1/16	178,791.96	1/16	179,022.42	1/16	179,252.87	1/16	179,483.32	1/16	179,713.78	1/16	179,944.23
1/8	178,799.16	1/8	179,029.62	1/8	179,260.07	1/8	179,490.53	1/8	179,720.98	1/8	179,951.43
3/16	178,806.36	3/16	179,036.82	3/16	179,267.27	3/16	179,497.73	3/16	179,728.18	3/16	179,958.64
1/4	178,813.57	1/4	179,044.02	1/4	179,274.47	1/4	179,504.93	1/4	179,735.38	1/4	179,965.84
5/16	178,820.77	5/16	179,051.22	5/16	179,281.68	5/16	179,512.13	5/16	179,742.58	5/16	179,973.04
3/8	178,827.97	3/8	179,058.42	3/8	179,288.88	3/8	179,519.33	3/8	179,749.79	3/8	179,980.24
7/16	178,835.17	7/16	179,065.63	7/16	179,296.08	7/16	179,526.53	7/16	179,756.99	7/16	179,987.44
1/2	178,842.37	1/2	179,072.83	1/2	179,303.28	1/2	179,533.74	1/2	179,764.19	1/2	179,994.64
9/16	178,849.57	9/16	179,080.03	9/16	179,310.48	9/16	179,540.94	9/16	179,771.39	9/16	180,001.85
5/8	178,856.78	5/8	179,087.23	5/8	179,317.68	5/8	179,548.14	5/8	179,778.59	5/8	180,009.05
11/16	178,863.98	11/16	179,094.43	11/16	179,324.89	11/16	179,555.34	11/16	179,785.79	11/16	180,016.25
3/4	178,871.18	3/4	179,101.63	3/4	179,332.09	3/4	179,562.54	3/4	179,793.00	3/4	180,023.45
13/16	178,878.38	13/16	179,108.84	13/16	179,339.29	13/16	179,569.74	13/16	179,800.20	13/16	180,030.65
7/8	178,885.58	7/8	179,116.04	7/8	179,346.49	7/8	179,576.95	7/8	179,807.40	7/8	180,037.85
15/16	178,892.78	15/16	179,123.24	15/16	179,353.69	15/16	179,584.15	15/16	179,814.60	15/16	180,045.06
3	178,899.99	5	179,130.44	7	179,360.89	9	179,591.35	11	179,821.80	1	180,052.26
1/16	178,907.19	1/16	179,137.64	1/16	179,368.10	1/16	179,598.55	1/16	179,829.00	1/16	180,059.46
1/8	178,914.39	1/8	179,144.84	1/8	179,375.30	1/8	179,605.75	1/8	179,836.21	1/8	180,066.66
3/16	178,921.59	3/16	179,152.05	3/16	179,382.50	3/16	179,612.95	3/16	179,843.41	3/16	180,073.86
1/4	178,928.79	1/4	179,159.25	1/4	179,389.70	1/4	179,620.16	1/4	179,850.61	1/4	180,081.06
5/16	178,935.99	5/16	179,166.45	5/16	179,396.90	5/16	179,627.36	5/16	179,857.81	5/16	180,088.27
3/8	178,943.20	3/8	179,173.65	3/8	179,404.10	3/8	179,634.56	3/8	179,865.01	3/8	180,095.47
7/16	178,950.40	7/16	179,180.85	7/16	179,411.31	7/16	179,641.76	7/16	179,872.22	7/16	180,102.67
1/2	178,957.60	1/2	179,188.05	1/2	179,418.51	1/2	179,648.96	1/2	179,879.42	1/2	180,109.87
9/16	178,964.80	9/16	179,195.26	9/16	179,425.71	9/16	179,656.16	9/16	179,886.62	9/16	180,117.07
5/8	178,972.00	5/8	179,202.46	5/8	179,432.91	5/8	179,663.37	5/8	179,893.82	5/8	180,124.27
11/16	178,979.21	11/16	179,209.66	11/16	179,440.11	11/16	179,670.57	11/16	179,901.02	11/16	180,131.48
3/4	178,986.41	3/4	179,216.86	3/4	179,447.32	3/4	179,677.77	3/4	179,908.22	3/4	180,138.68
13/16	178,993.61	13/16	179,224.06	13/16	179,454.52	13/16	179,684.97	13/16	179,915.43	13/16	180,145.88
7/8	179,000.81	7/8	179,231.26	7/8	179,461.72	7/8	179,692.17	7/8	179,922.63	7/8	180,153.08
15/16	179,008.01	15/16	179,238.47	15/16	179,468.92	15/16	179,699.37	15/16	179,929.83	15/16	180,160.28

This chart is Certified for Tank: 6 only. No changes are permissible without the written consent of GAUGE POINT CALIBRATION.

For calibration specification information, see certificate on page 1.

Tank No: 6
GAUGE POINT CALIBRATION
1-800-205-TANK

Red Hill, Pearl Harbor, HI

Issue Date: 12/22/2006

Capacities given in barrels of 42 U.S. gallons.

Gauge Height: 257'-07 7/8"

in/in	146 FT	in/in	146 FT	in/in	146 FT	in/in	146 FT	in/in	146 FT	in/in	147 FT
2	180,167.48	4	180,397.94	6	180,628.39	8	180,858.85	10	181,089.30	0	181,319.76
1/16	180,174.69	1/16	180,405.14	1/16	180,635.59	1/16	180,866.05	1/16	181,096.50	1/16	181,326.96
1/8	180,181.89	1/8	180,412.34	1/8	180,642.80	1/8	180,873.25	1/8	181,103.70	1/8	181,334.16
3/16	180,189.09	3/16	180,419.54	3/16	180,650.00	3/16	180,880.45	3/16	181,110.91	3/16	181,341.36
1/4	180,196.29	1/4	180,426.75	1/4	180,657.20	1/4	180,887.65	1/4	181,118.11	1/4	181,348.56
5/16	180,203.49	5/16	180,433.95	5/16	180,664.40	5/16	180,894.86	5/16	181,125.31	5/16	181,355.76
3/8	180,210.69	3/8	180,441.15	3/8	180,671.60	3/8	180,902.06	3/8	181,132.51	3/8	181,362.97
7/16	180,217.90	7/16	180,448.35	7/16	180,678.80	7/16	180,909.26	7/16	181,139.71	7/16	181,370.17
1/2	180,225.10	1/2	180,455.55	1/2	180,686.01	1/2	180,916.46	1/2	181,146.91	1/2	181,377.37
9/16	180,232.30	9/16	180,462.75	9/16	180,693.21	9/16	180,923.66	9/16	181,154.12	9/16	181,384.57
5/8	180,239.50	5/8	180,469.96	5/8	180,700.41	5/8	180,930.86	5/8	181,161.32	5/8	181,391.77
11/16	180,246.70	11/16	180,477.16	11/16	180,707.61	11/16	180,938.07	11/16	181,168.52	11/16	181,398.97
3/4	180,253.90	3/4	180,484.36	3/4	180,714.81	3/4	180,945.27	3/4	181,175.72	3/4	181,406.18
13/16	180,261.11	13/16	180,491.56	13/16	180,722.01	13/16	180,952.47	13/16	181,182.92	13/16	181,413.38
7/8	180,268.31	7/8	180,498.76	7/8	180,729.22	7/8	180,959.67	7/8	181,190.13	7/8	181,420.58
15/16	180,275.51	15/16	180,505.96	15/16	180,736.42	15/16	180,966.87	15/16	181,197.33	15/16	181,427.78
3	180,282.71	5	180,513.17	7	180,743.62	9	180,974.07	11	181,204.53	1	181,434.98
1/16	180,289.91	1/16	180,520.37	1/16	180,750.82	1/16	180,981.28	1/16	181,211.73	1/16	181,442.18
1/8	180,297.11	1/8	180,527.57	1/8	180,758.02	1/8	180,988.48	1/8	181,218.93	1/8	181,449.39
3/16	180,304.32	3/16	180,534.77	3/16	180,765.23	3/16	180,995.68	3/16	181,226.13	3/16	181,456.59
1/4	180,311.52	1/4	180,541.97	1/4	180,772.43	1/4	181,002.88	1/4	181,233.34	1/4	181,463.79
5/16	180,318.72	5/16	180,549.17	5/16	180,779.63	5/16	181,010.08	5/16	181,240.54	5/16	181,470.99
3/8	180,325.92	3/8	180,556.38	3/8	180,786.83	3/8	181,017.28	3/8	181,247.74	3/8	181,478.19
7/16	180,333.12	7/16	180,563.58	7/16	180,794.03	7/16	181,024.49	7/16	181,254.94	7/16	181,485.39
1/2	180,340.33	1/2	180,570.78	1/2	180,801.23	1/2	181,031.69	1/2	181,262.14	1/2	181,492.60
9/16	180,347.53	9/16	180,577.98	9/16	180,808.44	9/16	181,038.89	9/16	181,269.34	9/16	181,499.80
5/8	180,354.73	5/8	180,585.18	5/8	180,815.64	5/8	181,046.09	5/8	181,276.55	5/8	181,507.00
11/16	180,361.93	11/16	180,592.38	11/16	180,822.84	11/16	181,053.29	11/16	181,283.75	11/16	181,514.20
3/4	180,369.13	3/4	180,599.59	3/4	180,830.04	3/4	181,060.49	3/4	181,290.95	3/4	181,521.40
13/16	180,376.33	13/16	180,606.79	13/16	180,837.24	13/16	181,067.70	13/16	181,298.15	13/16	181,528.60
7/8	180,383.54	7/8	180,613.99	7/8	180,844.44	7/8	181,074.90	7/8	181,305.35	7/8	181,535.81
15/16	180,390.74	15/16	180,621.19	15/16	180,851.65	15/16	181,082.10	15/16	181,312.55	15/16	181,543.01

This chart is Certified for Tank: 6 only. No changes are permissible without the written consent of GAUGE POINT CALIBRATION.

For calibration specification information, see certificate on page 1.

Tank No: 6
GAUGE POINT CALIBRATION
1-800-205-TANK

Red Hill, Pearl Harbor, HI

Issue Date: 12/22/2006

Capacities given in barrels of 42 U.S. gallons.

Gauge Height: 257'-07 7/8"

in/in	147 FT	in/in	147 FT	in/in	147 FT	in/in	147 FT	in/in	147 FT	in/in	148 FT
2	181,550.21	4	181,780.66	6	182,011.12	8	182,241.57	10	182,472.03	0	182,702.48
1/16	181,557.41	1/16	181,787.87	1/16	182,018.32	1/16	182,248.77	1/16	182,479.23	1/16	182,709.68
1/8	181,564.61	1/8	181,795.07	1/8	182,025.52	1/8	182,255.98	1/8	182,486.43	1/8	182,716.88
3/16	181,571.81	3/16	181,802.27	3/16	182,032.72	3/16	182,263.18	3/16	182,493.63	3/16	182,724.09
1/4	181,579.02	1/4	181,809.47	1/4	182,039.92	1/4	182,270.38	1/4	182,500.83	1/4	182,731.29
5/16	181,586.22	5/16	181,816.67	5/16	182,047.13	5/16	182,277.58	5/16	182,508.03	5/16	182,738.49
3/8	181,593.42	3/8	181,823.87	3/8	182,054.33	3/8	182,284.78	3/8	182,515.24	3/8	182,745.69
7/16	181,600.62	7/16	181,831.08	7/16	182,061.53	7/16	182,291.98	7/16	182,522.44	7/16	182,752.89
1/2	181,607.82	1/2	181,838.28	1/2	182,068.73	1/2	182,299.19	1/2	182,529.64	1/2	182,760.09
9/16	181,615.02	9/16	181,845.48	9/16	182,075.93	9/16	182,306.39	9/16	182,536.84	9/16	182,767.30
5/8	181,622.23	5/8	181,852.68	5/8	182,083.14	5/8	182,313.59	5/8	182,544.04	5/8	182,774.50
11/16	181,629.43	11/16	181,859.88	11/16	182,090.34	11/16	182,320.79	11/16	182,551.25	11/16	182,781.70
3/4	181,636.63	3/4	181,867.08	3/4	182,097.54	3/4	182,327.99	3/4	182,558.45	3/4	182,788.90
13/16	181,643.83	13/16	181,874.29	13/16	182,104.74	13/16	182,335.19	13/16	182,565.65	13/16	182,796.10
7/8	181,651.03	7/8	181,881.49	7/8	182,111.94	7/8	182,342.40	7/8	182,572.85	7/8	182,803.30
15/16	181,658.24	15/16	181,888.69	15/16	182,119.14	15/16	182,349.60	15/16	182,580.05	15/16	182,810.51
3	181,665.44	5	181,895.89	7	182,126.35	9	182,356.80	11	182,587.25	1	182,817.71
1/16	181,672.64	1/16	181,903.09	1/16	182,133.55	1/16	182,364.00	1/16	182,594.46	1/16	182,824.91
1/8	181,679.84	1/8	181,910.29	1/8	182,140.75	1/8	182,371.20	1/8	182,601.66	1/8	182,832.11
3/16	181,687.04	3/16	181,917.50	3/16	182,147.95	3/16	182,378.40	3/16	182,608.86	3/16	182,839.31
1/4	181,694.24	1/4	181,924.70	1/4	182,155.15	1/4	182,385.61	1/4	182,616.06	1/4	182,846.51
5/16	181,701.45	5/16	181,931.90	5/16	182,162.35	5/16	182,392.81	5/16	182,623.26	5/16	182,853.72
3/8	181,708.65	3/8	181,939.10	3/8	182,169.56	3/8	182,400.01	3/8	182,630.46	3/8	182,860.92
7/16	181,715.85	7/16	181,946.30	7/16	182,176.76	7/16	182,407.21	7/16	182,637.67	7/16	182,868.12
1/2	181,723.05	1/2	181,953.50	1/2	182,183.96	1/2	182,414.41	1/2	182,644.87	1/2	182,875.32
9/16	181,730.25	9/16	181,960.71	9/16	182,191.16	9/16	182,421.61	9/16	182,652.07	9/16	182,882.52
5/8	181,737.45	5/8	181,967.91	5/8	182,198.36	5/8	182,428.82	5/8	182,659.27	5/8	182,889.72
11/16	181,744.66	11/16	181,975.11	11/16	182,205.56	11/16	182,436.02	11/16	182,666.47	11/16	182,896.93
3/4	181,751.86	3/4	181,982.31	3/4	182,212.77	3/4	182,443.22	3/4	182,673.67	3/4	182,904.13
13/16	181,759.06	13/16	181,989.51	13/16	182,219.97	13/16	182,450.42	13/16	182,680.88	13/16	182,911.33
7/8	181,766.26	7/8	181,996.71	7/8	182,227.17	7/8	182,457.62	7/8	182,688.08	7/8	182,918.53
15/16	181,773.46	15/16	182,003.92	15/16	182,234.37	15/16	182,464.82	15/16	182,695.28	15/16	182,925.73

This chart is Certified for Tank: 6 only. No changes are permissible without the written consent of GAUGE POINT CALIBRATION.

For calibration specification information, see certificate on page 1.

Tank No: 6
GAUGE POINT CALIBRATION
1-800-205-TANK

Red Hill, Pearl Harbor, HI

Issue Date: 12/22/2006

Capacities given in barrels of 42 U.S. gallons.

Gauge Height: 257'-07 7/8"

in/in	148 FT	in/in	148 FT	in/in	148 FT	in/in	148 FT	in/in	148 FT	in/in	149 FT
2	182,932.93	4	183,163.39	6	183,393.84	8	183,623.98	10	183,854.11	0	184,084.24
1/16	182,940.14	1/16	183,170.59	1/16	183,401.03	1/16	183,631.17	1/16	183,861.30	1/16	184,091.43
1/8	182,947.34	1/8	183,177.79	1/8	183,408.23	1/8	183,638.36	1/8	183,868.49	1/8	184,098.62
3/16	182,954.54	3/16	183,184.99	3/16	183,415.42	3/16	183,645.55	3/16	183,875.68	3/16	184,105.81
1/4	182,961.74	1/4	183,192.20	1/4	183,422.61	1/4	183,652.74	1/4	183,882.87	1/4	184,113.01
5/16	182,968.94	5/16	183,199.40	5/16	183,429.80	5/16	183,659.93	5/16	183,890.07	5/16	184,120.20
3/8	182,976.15	3/8	183,206.60	3/8	183,436.99	3/8	183,667.13	3/8	183,897.26	3/8	184,127.39
7/16	182,983.35	7/16	183,213.80	7/16	183,444.18	7/16	183,674.32	7/16	183,904.45	7/16	184,134.58
1/2	182,990.55	1/2	183,221.00	1/2	183,451.38	1/2	183,681.51	1/2	183,911.64	1/2	184,141.77
9/16	182,997.75	9/16	183,228.20	9/16	183,458.57	9/16	183,688.70	9/16	183,918.83	9/16	184,148.96
5/8	183,004.95	5/8	183,235.41	5/8	183,465.76	5/8	183,695.89	5/8	183,926.02	5/8	184,156.16
11/16	183,012.15	11/16	183,242.61	11/16	183,472.95	11/16	183,703.08	11/16	183,933.22	11/16	184,163.35
3/4	183,019.36	3/4	183,249.81	3/4	183,480.14	3/4	183,710.28	3/4	183,940.41	3/4	184,170.54
13/16	183,026.56	13/16	183,257.01	13/16	183,487.33	13/16	183,717.47	13/16	183,947.60	13/16	184,177.73
7/8	183,033.76	7/8	183,264.21	7/8	183,494.53	7/8	183,724.66	7/8	183,954.79	7/8	184,184.92
15/16	183,040.96	15/16	183,271.41	15/16	183,501.72	15/16	183,731.85	15/16	183,961.98	15/16	184,192.11
3	183,048.16	5	183,278.62	7	183,508.91	9	183,739.04	11	183,969.17	1	184,199.31
1/16	183,055.36	1/16	183,285.82	1/16	183,516.10	1/16	183,746.23	1/16	183,976.37	1/16	184,206.50
1/8	183,062.57	1/8	183,293.02	1/8	183,523.29	1/8	183,753.42	1/8	183,983.56	1/8	184,213.69
3/16	183,069.77	3/16	183,300.22	3/16	183,530.48	3/16	183,760.62	3/16	183,990.75	3/16	184,220.88
1/4	183,076.97	1/4	183,307.42	1/4	183,537.68	1/4	183,767.81	1/4	183,997.94	1/4	184,228.07
5/16	183,084.17	5/16	183,314.62	5/16	183,544.87	5/16	183,775.00	5/16	184,005.13	5/16	184,235.26
3/8	183,091.37	3/8	183,321.83	3/8	183,552.06	3/8	183,782.19	3/8	184,012.32	3/8	184,242.46
7/16	183,098.57	7/16	183,329.03	7/16	183,559.25	7/16	183,789.38	7/16	184,019.52	7/16	184,249.65
1/2	183,105.78	1/2	183,336.23	1/2	183,566.44	1/2	183,796.57	1/2	184,026.71	1/2	184,256.84
9/16	183,112.98	9/16	183,343.43	9/16	183,573.63	9/16	183,803.77	9/16	184,033.90	9/16	184,264.03
5/8	183,120.18	5/8	183,350.63	5/8	183,580.83	5/8	183,810.96	5/8	184,041.09	5/8	184,271.22
11/16	183,127.38	11/16	183,357.83	11/16	183,588.02	11/16	183,818.15	11/16	184,048.28	11/16	184,278.41
3/4	183,134.58	3/4	183,365.04	3/4	183,595.21	3/4	183,825.34	3/4	184,055.47	3/4	184,285.61
13/16	183,141.78	13/16	183,372.24	13/16	183,602.40	13/16	183,832.53	13/16	184,062.67	13/16	184,292.80
7/8	183,148.99	7/8	183,379.44	7/8	183,609.59	7/8	183,839.72	7/8	184,069.86	7/8	184,299.99
15/16	183,156.19	15/16	183,386.64	15/16	183,616.78	15/16	183,846.92	15/16	184,077.05	15/16	184,307.18

This chart is Certified for Tank: 6 only. No changes are permissible without the written consent of GAUGE POINT CALIBRATION.

For calibration specification information, see certificate on page 1.

Tank No: 6
GAUGE POINT CALIBRATION
1-800-205-TANK

Red Hill, Pearl Harbor, HI

Issue Date: 12/22/2006

Capacities given in barrels of 42 U.S. gallons.

Gauge Height: 257'-07 7/8"

in/in	149 FT	in/in	149 FT	in/in	149 FT	in/in	149 FT	in/in	149 FT	in/in	150 FT
2	184,314.37	4	184,544.50	6	184,774.64	8	185,004.77	10	185,234.90	0	185,465.03
1/16	184,321.56	1/16	184,551.70	1/16	184,781.83	1/16	185,011.96	1/16	185,242.09	1/16	185,472.22
1/8	184,328.76	1/8	184,558.89	1/8	184,789.02	1/8	185,019.15	1/8	185,249.28	1/8	185,479.42
3/16	184,335.95	3/16	184,566.08	3/16	184,796.21	3/16	185,026.34	3/16	185,256.48	3/16	185,486.61
1/4	184,343.14	1/4	184,573.27	1/4	184,803.40	1/4	185,033.54	1/4	185,263.67	1/4	185,493.80
5/16	184,350.33	5/16	184,580.46	5/16	184,810.59	5/16	185,040.73	5/16	185,270.86	5/16	185,500.99
3/8	184,357.52	3/8	184,587.65	3/8	184,817.79	3/8	185,047.92	3/8	185,278.05	3/8	185,508.18
7/16	184,364.71	7/16	184,594.85	7/16	184,824.98	7/16	185,055.11	7/16	185,285.24	7/16	185,515.37
1/2	184,371.91	1/2	184,602.04	1/2	184,832.17	1/2	185,062.30	1/2	185,292.43	1/2	185,522.57
9/16	184,379.10	9/16	184,609.23	9/16	184,839.36	9/16	185,069.49	9/16	185,299.63	9/16	185,529.76
5/8	184,386.29	5/8	184,616.42	5/8	184,846.55	5/8	185,076.69	5/8	185,306.82	5/8	185,536.95
11/16	184,393.48	11/16	184,623.61	11/16	184,853.74	11/16	185,083.88	11/16	185,314.01	11/16	185,544.14
3/4	184,400.67	3/4	184,630.80	3/4	184,860.94	3/4	185,091.07	3/4	185,321.20	3/4	185,551.33
13/16	184,407.86	13/16	184,638.00	13/16	184,868.13	13/16	185,098.26	13/16	185,328.39	13/16	185,558.52
7/8	184,415.05	7/8	184,645.19	7/8	184,875.32	7/8	185,105.45	7/8	185,335.58	7/8	185,565.72
15/16	184,422.25	15/16	184,652.38	15/16	184,882.51	15/16	185,112.64	15/16	185,342.78	15/16	185,572.91
3	184,429.44	5	184,659.57	7	184,889.70	9	185,119.83	11	185,349.97	1	185,580.10
1/16	184,436.63	1/16	184,666.76	1/16	184,896.89	1/16	185,127.03	1/16	185,357.16	1/16	185,587.29
1/8	184,443.82	1/8	184,673.95	1/8	184,904.09	1/8	185,134.22	1/8	185,364.35	1/8	185,594.48
3/16	184,451.01	3/16	184,681.15	3/16	184,911.28	3/16	185,141.41	3/16	185,371.54	3/16	185,601.67
1/4	184,458.20	1/4	184,688.34	1/4	184,918.47	1/4	185,148.60	1/4	185,378.73	1/4	185,608.87
5/16	184,465.40	5/16	184,695.53	5/16	184,925.66	5/16	185,155.79	5/16	185,385.93	5/16	185,616.06
3/8	184,472.59	3/8	184,702.72	3/8	184,932.85	3/8	185,162.98	3/8	185,393.12	3/8	185,623.25
7/16	184,479.78	7/16	184,709.91	7/16	184,940.04	7/16	185,170.18	7/16	185,400.31	7/16	185,630.44
1/2	184,486.97	1/2	184,717.10	1/2	184,947.24	1/2	185,177.37	1/2	185,407.50	1/2	185,637.63
9/16	184,494.16	9/16	184,724.30	9/16	184,954.43	9/16	185,184.56	9/16	185,414.69	9/16	185,644.82
5/8	184,501.35	5/8	184,731.49	5/8	184,961.62	5/8	185,191.75	5/8	185,421.88	5/8	185,652.02
11/16	184,508.55	11/16	184,738.68	11/16	184,968.81	11/16	185,198.94	11/16	185,429.07	11/16	185,659.21
3/4	184,515.74	3/4	184,745.87	3/4	184,976.00	3/4	185,206.13	3/4	185,436.27	3/4	185,666.40
13/16	184,522.93	13/16	184,753.06	13/16	184,983.19	13/16	185,213.33	13/16	185,443.46	13/16	185,673.59
7/8	184,530.12	7/8	184,760.25	7/8	184,990.39	7/8	185,220.52	7/8	185,450.65	7/8	185,680.78
15/16	184,537.31	15/16	184,767.44	15/16	184,997.58	15/16	185,227.71	15/16	185,457.84	15/16	185,687.97

This chart is Certified for Tank: 6 only. No changes are permissible without the written consent of GAUGE POINT CALIBRATION.

For calibration specification information, see certificate on page 1.

Tank No: 6
GAUGE POINT CALIBRATION
1-800-205-TANK

Red Hill, Pearl Harbor, HI

Issue Date: 12/22/2006

Capacities given in barrels of 42 U.S. gallons.

Gauge Height: 257'-07 7/8"

in/in	150 FT	in/in	150 FT	in/in	150 FT	in/in	150 FT	in/in	150 FT	in/in	151 FT
2	185,695.17	4	185,925.30	6	186,155.43	8	186,385.56	10	186,615.69	0	186,845.83
1/16	185,702.36	1/16	185,932.49	1/16	186,162.62	1/16	186,392.75	1/16	186,622.89	1/16	186,853.02
1/8	185,709.55	1/8	185,939.68	1/8	186,169.81	1/8	186,399.95	1/8	186,630.08	1/8	186,860.21
3/16	185,716.74	3/16	185,946.87	3/16	186,177.00	3/16	186,407.14	3/16	186,637.27	3/16	186,867.40
1/4	185,723.93	1/4	185,954.06	1/4	186,184.20	1/4	186,414.33	1/4	186,644.46	1/4	186,874.59
5/16	185,731.12	5/16	185,961.26	5/16	186,191.39	5/16	186,421.52	5/16	186,651.65	5/16	186,881.78
3/8	185,738.32	3/8	185,968.45	3/8	186,198.58	3/8	186,428.71	3/8	186,658.84	3/8	186,888.98
7/16	185,745.51	7/16	185,975.64	7/16	186,205.77	7/16	186,435.90	7/16	186,666.04	7/16	186,896.17
1/2	185,752.70	1/2	185,982.83	1/2	186,212.96	1/2	186,443.09	1/2	186,673.23	1/2	186,903.36
9/16	185,759.89	9/16	185,990.02	9/16	186,220.15	9/16	186,450.29	9/16	186,680.42	9/16	186,910.55
5/8	185,767.08	5/8	185,997.21	5/8	186,227.35	5/8	186,457.48	5/8	186,687.61	5/8	186,917.74
11/16	185,774.27	11/16	186,004.41	11/16	186,234.54	11/16	186,464.67	11/16	186,694.80	11/16	186,924.93
3/4	185,781.46	3/4	186,011.60	3/4	186,241.73	3/4	186,471.86	3/4	186,701.99	3/4	186,932.13
13/16	185,788.66	13/16	186,018.79	13/16	186,248.92	13/16	186,479.05	13/16	186,709.19	13/16	186,939.32
7/8	185,795.85	7/8	186,025.98	7/8	186,256.11	7/8	186,486.24	7/8	186,716.38	7/8	186,946.51
15/16	185,803.04	15/16	186,033.17	15/16	186,263.30	15/16	186,493.44	15/16	186,723.57	15/16	186,953.70
3	185,810.23	5	186,040.36	7	186,270.50	9	186,500.63	11	186,730.76	1	186,960.89
1/16	185,817.42	1/16	186,047.56	1/16	186,277.69	1/16	186,507.82	1/16	186,737.95	1/16	186,968.08
1/8	185,824.61	1/8	186,054.75	1/8	186,284.88	1/8	186,515.01	1/8	186,745.14	1/8	186,975.28
3/16	185,831.81	3/16	186,061.94	3/16	186,292.07	3/16	186,522.20	3/16	186,752.34	3/16	186,982.47
1/4	185,839.00	1/4	186,069.13	1/4	186,299.26	1/4	186,529.39	1/4	186,759.53	1/4	186,989.66
5/16	185,846.19	5/16	186,076.32	5/16	186,306.45	5/16	186,536.59	5/16	186,766.72	5/16	186,996.85
3/8	185,853.38	3/8	186,083.51	3/8	186,313.65	3/8	186,543.78	3/8	186,773.91	3/8	187,004.04
7/16	185,860.57	7/16	186,090.71	7/16	186,320.84	7/16	186,550.97	7/16	186,781.10	7/16	187,011.23
1/2	185,867.76	1/2	186,097.90	1/2	186,328.03	1/2	186,558.16	1/2	186,788.29	1/2	187,018.43
9/16	185,874.96	9/16	186,105.09	9/16	186,335.22	9/16	186,565.35	9/16	186,795.48	9/16	187,025.62
5/8	185,882.15	5/8	186,112.28	5/8	186,342.41	5/8	186,572.54	5/8	186,802.68	5/8	187,032.81
11/16	185,889.34	11/16	186,119.47	11/16	186,349.60	11/16	186,579.74	11/16	186,809.87	11/16	187,040.00
3/4	185,896.53	3/4	186,126.66	3/4	186,356.80	3/4	186,586.93	3/4	186,817.06	3/4	187,047.19
13/16	185,903.72	13/16	186,133.85	13/16	186,363.99	13/16	186,594.12	13/16	186,824.25	13/16	187,054.38
7/8	185,910.91	7/8	186,141.05	7/8	186,371.18	7/8	186,601.31	7/8	186,831.44	7/8	187,061.58
15/16	185,918.11	15/16	186,148.24	15/16	186,378.37	15/16	186,608.50	15/16	186,838.63	15/16	187,068.77

This chart is Certified for Tank: 6 only. No changes are permissible without the written consent of GAUGE POINT CALIBRATION.

For calibration specification information, see certificate on page 1.

Tank No: 6
GAUGE POINT CALIBRATION
1-800-205-TANK

Red Hill, Pearl Harbor, HI

Issue Date: 12/22/2006

Capacities given in barrels of 42 U.S. gallons.

Gauge Height: 257'-07 7/8"

in/in	151 FT	in/in	151 FT	in/in	151 FT	in/in	151 FT	in/in	151 FT	in/in	152 FT
2	187,075.96	4	187,306.09	6	187,536.22	8	187,766.36	10	187,996.49	0	188,226.62
1/16	187,083.15	1/16	187,313.28	1/16	187,543.41	1/16	187,773.55	1/16	188,003.68	1/16	188,233.81
1/8	187,090.34	1/8	187,320.47	1/8	187,550.61	1/8	187,780.74	1/8	188,010.87	1/8	188,241.00
3/16	187,097.53	3/16	187,327.67	3/16	187,557.80	3/16	187,787.93	3/16	188,018.06	3/16	188,248.19
1/4	187,104.73	1/4	187,334.86	1/4	187,564.99	1/4	187,795.12	1/4	188,025.25	1/4	188,255.39
5/16	187,111.92	5/16	187,342.05	5/16	187,572.18	5/16	187,802.31	5/16	188,032.45	5/16	188,262.58
3/8	187,119.11	3/8	187,349.24	3/8	187,579.37	3/8	187,809.50	3/8	188,039.64	3/8	188,269.77
7/16	187,126.30	7/16	187,356.43	7/16	187,586.56	7/16	187,816.70	7/16	188,046.83	7/16	188,276.96
1/2	187,133.49	1/2	187,363.62	1/2	187,593.76	1/2	187,823.89	1/2	188,054.02	1/2	188,284.15
9/16	187,140.68	9/16	187,370.82	9/16	187,600.95	9/16	187,831.08	9/16	188,061.21	9/16	188,291.34
5/8	187,147.87	5/8	187,378.01	5/8	187,608.14	5/8	187,838.27	5/8	188,068.40	5/8	188,298.54
11/16	187,155.07	11/16	187,385.20	11/16	187,615.33	11/16	187,845.46	11/16	188,075.60	11/16	188,305.73
3/4	187,162.26	3/4	187,392.39	3/4	187,622.52	3/4	187,852.65	3/4	188,082.79	3/4	188,312.92
13/16	187,169.45	13/16	187,399.58	13/16	187,629.71	13/16	187,859.85	13/16	188,089.98	13/16	188,320.11
7/8	187,176.64	7/8	187,406.77	7/8	187,636.91	7/8	187,867.04	7/8	188,097.17	7/8	188,327.30
15/16	187,183.83	15/16	187,413.97	15/16	187,644.10	15/16	187,874.23	15/16	188,104.36	15/16	188,334.49
3	187,191.02	5	187,421.16	7	187,651.29	9	187,881.42	11	188,111.55	1	188,341.69
1/16	187,198.22	1/16	187,428.35	1/16	187,658.48	1/16	187,888.61	1/16	188,118.75	1/16	188,348.88
1/8	187,205.41	1/8	187,435.54	1/8	187,665.67	1/8	187,895.80	1/8	188,125.94	1/8	188,356.07
3/16	187,212.60	3/16	187,442.73	3/16	187,672.86	3/16	187,903.00	3/16	188,133.13	3/16	188,363.26
1/4	187,219.79	1/4	187,449.92	1/4	187,680.06	1/4	187,910.19	1/4	188,140.32	1/4	188,370.45
5/16	187,226.98	5/16	187,457.11	5/16	187,687.25	5/16	187,917.38	5/16	188,147.51	5/16	188,377.64
3/8	187,234.17	3/8	187,464.31	3/8	187,694.44	3/8	187,924.57	3/8	188,154.70	3/8	188,384.84
7/16	187,241.37	7/16	187,471.50	7/16	187,701.63	7/16	187,931.76	7/16	188,161.89	7/16	188,392.03
1/2	187,248.56	1/2	187,478.69	1/2	187,708.82	1/2	187,938.95	1/2	188,169.09	1/2	188,399.22
9/16	187,255.75	9/16	187,485.88	9/16	187,716.01	9/16	187,946.15	9/16	188,176.28	9/16	188,406.41
5/8	187,262.94	5/8	187,493.07	5/8	187,723.21	5/8	187,953.34	5/8	188,183.47	5/8	188,413.60
11/16	187,270.13	11/16	187,500.26	11/16	187,730.40	11/16	187,960.53	11/16	188,190.66	11/16	188,420.79
3/4	187,277.32	3/4	187,507.46	3/4	187,737.59	3/4	187,967.72	3/4	188,197.85	3/4	188,427.99
13/16	187,284.52	13/16	187,514.65	13/16	187,744.78	13/16	187,974.91	13/16	188,205.04	13/16	188,435.18
7/8	187,291.71	7/8	187,521.84	7/8	187,751.97	7/8	187,982.10	7/8	188,212.24	7/8	188,442.37
15/16	187,298.90	15/16	187,529.03	15/16	187,759.16	15/16	187,989.30	15/16	188,219.43	15/16	188,449.56

This chart is Certified for Tank: 6 only. No changes are permissible without the written consent of GAUGE POINT CALIBRATION.

For calibration specification information, see certificate on page 1.

Tank No: 6
GAUGE POINT CALIBRATION
1-800-205-TANK

Red Hill, Pearl Harbor, HI

Issue Date: 12/22/2006

Capacities given in barrels of 42 U.S. gallons.

Gauge Height: 257'-07 7/8"

in/in	152 FT	in/in	152 FT	in/in	152 FT	in/in	152 FT	in/in	152 FT	in/in	153 FT
2	188,456.75	4	188,686.88	6	188,917.02	8	189,147.15	10	189,377.28	0	189,607.41
1/16	188,463.94	1/16	188,694.08	1/16	188,924.21	1/16	189,154.34	1/16	189,384.47	1/16	189,614.60
1/8	188,471.13	1/8	188,701.27	1/8	188,931.40	1/8	189,161.53	1/8	189,391.66	1/8	189,621.80
3/16	188,478.33	3/16	188,708.46	3/16	188,938.59	3/16	189,168.72	3/16	189,398.86	3/16	189,628.99
1/4	188,485.52	1/4	188,715.65	1/4	188,945.78	1/4	189,175.91	1/4	189,406.05	1/4	189,636.18
5/16	188,492.71	5/16	188,722.84	5/16	188,952.97	5/16	189,183.11	5/16	189,413.24	5/16	189,643.37
3/8	188,499.90	3/8	188,730.03	3/8	188,960.17	3/8	189,190.30	3/8	189,420.43	3/8	189,650.56
7/16	188,507.09	7/16	188,737.23	7/16	188,967.36	7/16	189,197.49	7/16	189,427.62	7/16	189,657.75
1/2	188,514.28	1/2	188,744.42	1/2	188,974.55	1/2	189,204.68	1/2	189,434.81	1/2	189,664.95
9/16	188,521.48	9/16	188,751.61	9/16	188,981.74	9/16	189,211.87	9/16	189,442.01	9/16	189,672.14
5/8	188,528.67	5/8	188,758.80	5/8	188,988.93	5/8	189,219.06	5/8	189,449.20	5/8	189,679.33
11/16	188,535.86	11/16	188,765.99	11/16	188,996.12	11/16	189,226.26	11/16	189,456.39	11/16	189,686.52
3/4	188,543.05	3/4	188,773.18	3/4	189,003.32	3/4	189,233.45	3/4	189,463.58	3/4	189,693.71
13/16	188,550.24	13/16	188,780.38	13/16	189,010.51	13/16	189,240.64	13/16	189,470.77	13/16	189,700.90
7/8	188,557.43	7/8	188,787.57	7/8	189,017.70	7/8	189,247.83	7/8	189,477.96	7/8	189,708.10
15/16	188,564.63	15/16	188,794.76	15/16	189,024.89	15/16	189,255.02	15/16	189,485.15	15/16	189,715.29
3	188,571.82	5	188,801.95	7	189,032.08	9	189,262.21	11	189,492.35	1	189,722.48
1/16	188,579.01	1/16	188,809.14	1/16	189,039.27	1/16	189,269.41	1/16	189,499.54	1/16	189,729.67
1/8	188,586.20	1/8	188,816.33	1/8	189,046.47	1/8	189,276.60	1/8	189,506.73	1/8	189,736.86
3/16	188,593.39	3/16	188,823.52	3/16	189,053.66	3/16	189,283.79	3/16	189,513.92	3/16	189,744.05
1/4	188,600.58	1/4	188,830.72	1/4	189,060.85	1/4	189,290.98	1/4	189,521.11	1/4	189,751.25
5/16	188,607.78	5/16	188,837.91	5/16	189,068.04	5/16	189,298.17	5/16	189,528.30	5/16	189,758.44
3/8	188,614.97	3/8	188,845.10	3/8	189,075.23	3/8	189,305.36	3/8	189,535.50	3/8	189,765.63
7/16	188,622.16	7/16	188,852.29	7/16	189,082.42	7/16	189,312.56	7/16	189,542.69	7/16	189,772.82
1/2	188,629.35	1/2	188,859.48	1/2	189,089.62	1/2	189,319.75	1/2	189,549.88	1/2	189,780.01
9/16	188,636.54	9/16	188,866.67	9/16	189,096.81	9/16	189,326.94	9/16	189,557.07	9/16	189,787.20
5/8	188,643.73	5/8	188,873.87	5/8	189,104.00	5/8	189,334.13	5/8	189,564.26	5/8	189,794.40
11/16	188,650.93	11/16	188,881.06	11/16	189,111.19	11/16	189,341.32	11/16	189,571.45	11/16	189,801.59
3/4	188,658.12	3/4	188,888.25	3/4	189,118.38	3/4	189,348.51	3/4	189,578.65	3/4	189,808.78
13/16	188,665.31	13/16	188,895.44	13/16	189,125.57	13/16	189,355.71	13/16	189,585.84	13/16	189,815.97
7/8	188,672.50	7/8	188,902.63	7/8	189,132.77	7/8	189,362.90	7/8	189,593.03	7/8	189,823.16
15/16	188,679.69	15/16	188,909.82	15/16	189,139.96	15/16	189,370.09	15/16	189,600.22	15/16	189,830.35

This chart is Certified for Tank: 6 only. No changes are permissible without the written consent of GAUGE POINT CALIBRATION.

For calibration specification information, see certificate on page 1.

Tank No: 6
GAUGE POINT CALIBRATION
1-800-205-TANK

Red Hill, Pearl Harbor, HI

Issue Date: 12/22/2006

Capacities given in barrels of 42 U.S. gallons.

Gauge Height: 257'-07 7/8"

in/in	153 FT	in/in	153 FT	in/in	153 FT	in/in	153 FT	in/in	153 FT	in/in	154 FT
2	189,837.54	4	190,067.68	6	190,297.81	8	190,528.03	10	190,758.25	0	190,988.48
1/16	189,844.74	1/16	190,074.87	1/16	190,305.00	1/16	190,535.23	1/16	190,765.45	1/16	190,995.67
1/8	189,851.93	1/8	190,082.06	1/8	190,312.20	1/8	190,542.42	1/8	190,772.64	1/8	191,002.87
3/16	189,859.12	3/16	190,089.25	3/16	190,319.39	3/16	190,549.62	3/16	190,779.84	3/16	191,010.06
1/4	189,866.31	1/4	190,096.44	1/4	190,326.59	1/4	190,556.81	1/4	190,787.03	1/4	191,017.25
5/16	189,873.50	5/16	190,103.64	5/16	190,333.78	5/16	190,564.00	5/16	190,794.23	5/16	191,024.45
3/8	189,880.69	3/8	190,110.83	3/8	190,340.98	3/8	190,571.20	3/8	190,801.42	3/8	191,031.64
7/16	189,887.89	7/16	190,118.02	7/16	190,348.17	7/16	190,578.39	7/16	190,808.62	7/16	191,038.84
1/2	189,895.08	1/2	190,125.21	1/2	190,355.36	1/2	190,585.59	1/2	190,815.81	1/2	191,046.03
9/16	189,902.27	9/16	190,132.40	9/16	190,362.56	9/16	190,592.78	9/16	190,823.00	9/16	191,053.23
5/8	189,909.46	5/8	190,139.59	5/8	190,369.75	5/8	190,599.98	5/8	190,830.20	5/8	191,060.42
11/16	189,916.65	11/16	190,146.79	11/16	190,376.95	11/16	190,607.17	11/16	190,837.39	11/16	191,067.62
3/4	189,923.84	3/4	190,153.98	3/4	190,384.14	3/4	190,614.37	3/4	190,844.59	3/4	191,074.81
13/16	189,931.04	13/16	190,161.17	13/16	190,391.34	13/16	190,621.56	13/16	190,851.78	13/16	191,082.00
7/8	189,938.23	7/8	190,168.36	7/8	190,398.53	7/8	190,628.75	7/8	190,858.98	7/8	191,089.20
15/16	189,945.42	15/16	190,175.55	15/16	190,405.73	15/16	190,635.95	15/16	190,866.17	15/16	191,096.39
3	189,952.61	5	190,182.74	7	190,412.92	9	190,643.14	11	190,873.37	1	191,103.59
1/16	189,959.80	1/16	190,189.93	1/16	190,420.11	1/16	190,650.34	1/16	190,880.56	1/16	191,110.78
1/8	189,966.99	1/8	190,197.13	1/8	190,427.31	1/8	190,657.53	1/8	190,887.75	1/8	191,117.98
3/16	189,974.19	3/16	190,204.32	3/16	190,434.50	3/16	190,664.73	3/16	190,894.95	3/16	191,125.17
1/4	189,981.38	1/4	190,211.51	1/4	190,441.70	1/4	190,671.92	1/4	190,902.14	1/4	191,132.37
5/16	189,988.57	5/16	190,218.70	5/16	190,448.89	5/16	190,679.12	5/16	190,909.34	5/16	191,139.56
3/8	189,995.76	3/8	190,225.89	3/8	190,456.09	3/8	190,686.31	3/8	190,916.53	3/8	191,146.75
7/16	190,002.95	7/16	190,233.08	7/16	190,463.28	7/16	190,693.50	7/16	190,923.73	7/16	191,153.95
1/2	190,010.14	1/2	190,240.28	1/2	190,470.48	1/2	190,700.70	1/2	190,930.92	1/2	191,161.14
9/16	190,017.34	9/16	190,247.47	9/16	190,477.67	9/16	190,707.89	9/16	190,938.12	9/16	191,168.34
5/8	190,024.53	5/8	190,254.66	5/8	190,484.86	5/8	190,715.09	5/8	190,945.31	5/8	191,175.53
11/16	190,031.72	11/16	190,261.85	11/16	190,492.06	11/16	190,722.28	11/16	190,952.50	11/16	191,182.73
3/4	190,038.91	3/4	190,269.04	3/4	190,499.25	3/4	190,729.48	3/4	190,959.70	3/4	191,189.92
13/16	190,046.10	13/16	190,276.23	13/16	190,506.45	13/16	190,736.67	13/16	190,966.89	13/16	191,197.12
7/8	190,053.29	7/8	190,283.43	7/8	190,513.64	7/8	190,743.87	7/8	190,974.09	7/8	191,204.31
15/16	190,060.49	15/16	190,290.62	15/16	190,520.84	15/16	190,751.06	15/16	190,981.28	15/16	191,211.50

This chart is Certified for Tank: 6 only. No changes are permissible without the written consent of GAUGE POINT CALIBRATION.

For calibration specification information, see certificate on page 1.

Tank No: 6
GAUGE POINT CALIBRATION
1-800-205-TANK

Red Hill, Pearl Harbor, HI

Issue Date: 12/22/2006

Capacities given in barrels of 42 U.S. gallons.

Gauge Height: 257'-07 7/8"

in/in	154 FT	in/in	154 FT	in/in	154 FT	in/in	154 FT	in/in	154 FT	in/in	155 FT
2	191,218.70	4	191,448.92	6	191,679.14	8	191,909.37	10	192,139.59	0	192,369.81
1/16	191,225.89	1/16	191,456.12	1/16	191,686.34	1/16	191,916.56	1/16	192,146.78	1/16	192,377.01
1/8	191,233.09	1/8	191,463.31	1/8	191,693.53	1/8	191,923.75	1/8	192,153.98	1/8	192,384.20
3/16	191,240.28	3/16	191,470.50	3/16	191,700.73	3/16	191,930.95	3/16	192,161.17	3/16	192,391.39
1/4	191,247.48	1/4	191,477.70	1/4	191,707.92	1/4	191,938.14	1/4	192,168.37	1/4	192,398.59
5/16	191,254.67	5/16	191,484.89	5/16	191,715.12	5/16	191,945.34	5/16	192,175.56	5/16	192,405.78
3/8	191,261.87	3/8	191,492.09	3/8	191,722.31	3/8	191,952.53	3/8	192,182.76	3/8	192,412.98
7/16	191,269.06	7/16	191,499.28	7/16	191,729.50	7/16	191,959.73	7/16	192,189.95	7/16	192,420.17
1/2	191,276.25	1/2	191,506.48	1/2	191,736.70	1/2	191,966.92	1/2	192,197.14	1/2	192,427.37
9/16	191,283.45	9/16	191,513.67	9/16	191,743.89	9/16	191,974.12	9/16	192,204.34	9/16	192,434.56
5/8	191,290.64	5/8	191,520.87	5/8	191,751.09	5/8	191,981.31	5/8	192,211.53	5/8	192,441.76
11/16	191,297.84	11/16	191,528.06	11/16	191,758.28	11/16	191,988.51	11/16	192,218.73	11/16	192,448.95
3/4	191,305.03	3/4	191,535.25	3/4	191,765.48	3/4	191,995.70	3/4	192,225.92	3/4	192,456.14
13/16	191,312.23	13/16	191,542.45	13/16	191,772.67	13/16	192,002.89	13/16	192,233.12	13/16	192,463.34
7/8	191,319.42	7/8	191,549.64	7/8	191,779.87	7/8	192,010.09	7/8	192,240.31	7/8	192,470.53
15/16	191,326.62	15/16	191,556.84	15/16	191,787.06	15/16	192,017.28	15/16	192,247.51	15/16	192,477.73
3	191,333.81	5	191,564.03	7	191,794.25	9	192,024.48	11	192,254.70	1	192,484.92
1/16	191,341.00	1/16	191,571.23	1/16	191,801.45	1/16	192,031.67	1/16	192,261.89	1/16	192,492.12
1/8	191,348.20	1/8	191,578.42	1/8	191,808.64	1/8	192,038.87	1/8	192,269.09	1/8	192,499.31
3/16	191,355.39	3/16	191,585.62	3/16	191,815.84	3/16	192,046.06	3/16	192,276.28	3/16	192,506.51
1/4	191,362.59	1/4	191,592.81	1/4	191,823.03	1/4	192,053.26	1/4	192,283.48	1/4	192,513.70
5/16	191,369.78	5/16	191,600.00	5/16	191,830.23	5/16	192,060.45	5/16	192,290.67	5/16	192,520.89
3/8	191,376.98	3/8	191,607.20	3/8	191,837.42	3/8	192,067.64	3/8	192,297.87	3/8	192,528.09
7/16	191,384.17	7/16	191,614.39	7/16	191,844.62	7/16	192,074.84	7/16	192,305.06	7/16	192,535.28
1/2	191,391.37	1/2	191,621.59	1/2	191,851.81	1/2	192,082.03	1/2	192,312.26	1/2	192,542.48
9/16	191,398.56	9/16	191,628.78	9/16	191,859.00	9/16	192,089.23	9/16	192,319.45	9/16	192,549.67
5/8	191,405.75	5/8	191,635.98	5/8	191,866.20	5/8	192,096.42	5/8	192,326.64	5/8	192,556.87
11/16	191,412.95	11/16	191,643.17	11/16	191,873.39	11/16	192,103.62	11/16	192,333.84	11/16	192,564.06
3/4	191,420.14	3/4	191,650.37	3/4	191,880.59	3/4	192,110.81	3/4	192,341.03	3/4	192,571.26
13/16	191,427.34	13/16	191,657.56	13/16	191,887.78	13/16	192,118.01	13/16	192,348.23	13/16	192,578.45
7/8	191,434.53	7/8	191,664.75	7/8	191,894.98	7/8	192,125.20	7/8	192,355.42	7/8	192,585.64
15/16	191,441.73	15/16	191,671.95	15/16	191,902.17	15/16	192,132.39	15/16	192,362.62	15/16	192,592.84

This chart is Certified for Tank: 6 only. No changes are permissible without the written consent of GAUGE POINT CALIBRATION.

For calibration specification information, see certificate on page 1.

Tank No: 6
GAUGE POINT CALIBRATION
1-800-205-TANK

Red Hill, Pearl Harbor, HI

Issue Date: 12/22/2006

Capacities given in barrels of 42 U.S. gallons.

Gauge Height: 257'-07 7/8"

in/in	155 FT	in/in	155 FT	in/in	155 FT	in/in	155 FT	in/in	155 FT	in/in	156 FT
2	192,600.03	4	192,830.26	6	193,060.48	8	193,290.70	10	193,520.92	0	193,751.15
1/16	192,607.23	1/16	192,837.45	1/16	193,067.67	1/16	193,297.89	1/16	193,528.12	1/16	193,758.34
1/8	192,614.42	1/8	192,844.64	1/8	193,074.87	1/8	193,305.09	1/8	193,535.31	1/8	193,765.53
3/16	192,621.62	3/16	192,851.84	3/16	193,082.06	3/16	193,312.28	3/16	193,542.51	3/16	193,772.73
1/4	192,628.81	1/4	192,859.03	1/4	193,089.26	1/4	193,319.48	1/4	193,549.70	1/4	193,779.92
5/16	192,636.01	5/16	192,866.23	5/16	193,096.45	5/16	193,326.67	5/16	193,556.90	5/16	193,787.12
3/8	192,643.20	3/8	192,873.42	3/8	193,103.64	3/8	193,333.87	3/8	193,564.09	3/8	193,794.31
7/16	192,650.39	7/16	192,880.62	7/16	193,110.84	7/16	193,341.06	7/16	193,571.28	7/16	193,801.51
1/2	192,657.59	1/2	192,887.81	1/2	193,118.03	1/2	193,348.26	1/2	193,578.48	1/2	193,808.70
9/16	192,664.78	9/16	192,895.01	9/16	193,125.23	9/16	193,355.45	9/16	193,585.67	9/16	193,815.90
5/8	192,671.98	5/8	192,902.20	5/8	193,132.42	5/8	193,362.64	5/8	193,592.87	5/8	193,823.09
11/16	192,679.17	11/16	192,909.39	11/16	193,139.62	11/16	193,369.84	11/16	193,600.06	11/16	193,830.28
3/4	192,686.37	3/4	192,916.59	3/4	193,146.81	3/4	193,377.03	3/4	193,607.26	3/4	193,837.48
13/16	192,693.56	13/16	192,923.78	13/16	193,154.01	13/16	193,384.23	13/16	193,614.45	13/16	193,844.67
7/8	192,700.76	7/8	192,930.98	7/8	193,161.20	7/8	193,391.42	7/8	193,621.65	7/8	193,851.87
15/16	192,707.95	15/16	192,938.17	15/16	193,168.39	15/16	193,398.62	15/16	193,628.84	15/16	193,859.06
3	192,715.14	5	192,945.37	7	193,175.59	9	193,405.81	11	193,636.03	1	193,866.26
1/16	192,722.34	1/16	192,952.56	1/16	193,182.78	1/16	193,413.01	1/16	193,643.23	1/16	193,873.45
1/8	192,729.53	1/8	192,959.76	1/8	193,189.98	1/8	193,420.20	1/8	193,650.42	1/8	193,880.65
3/16	192,736.73	3/16	192,966.95	3/16	193,197.17	3/16	193,427.40	3/16	193,657.62	3/16	193,887.84
1/4	192,743.92	1/4	192,974.14	1/4	193,204.37	1/4	193,434.59	1/4	193,664.81	1/4	193,895.03
5/16	192,751.12	5/16	192,981.34	5/16	193,211.56	5/16	193,441.78	5/16	193,672.01	5/16	193,902.23
3/8	192,758.31	3/8	192,988.53	3/8	193,218.76	3/8	193,448.98	3/8	193,679.20	3/8	193,909.42
7/16	192,765.51	7/16	192,995.73	7/16	193,225.95	7/16	193,456.17	7/16	193,686.40	7/16	193,916.62
1/2	192,772.70	1/2	193,002.92	1/2	193,233.14	1/2	193,463.37	1/2	193,693.59	1/2	193,923.81
9/16	192,779.89	9/16	193,010.12	9/16	193,240.34	9/16	193,470.56	9/16	193,700.78	9/16	193,931.01
5/8	192,787.09	5/8	193,017.31	5/8	193,247.53	5/8	193,477.76	5/8	193,707.98	5/8	193,938.20
11/16	192,794.28	11/16	193,024.51	11/16	193,254.73	11/16	193,484.95	11/16	193,715.17	11/16	193,945.40
3/4	192,801.48	3/4	193,031.70	3/4	193,261.92	3/4	193,492.15	3/4	193,722.37	3/4	193,952.59
13/16	192,808.67	13/16	193,038.89	13/16	193,269.12	13/16	193,499.34	13/16	193,729.56	13/16	193,959.78
7/8	192,815.87	7/8	193,046.09	7/8	193,276.31	7/8	193,506.53	7/8	193,736.76	7/8	193,966.98
15/16	192,823.06	15/16	193,053.28	15/16	193,283.51	15/16	193,513.73	15/16	193,743.95	15/16	193,974.17

This chart is Certified for Tank: 6 only. No changes are permissible without the written consent of GAUGE POINT CALIBRATION.

For calibration specification information, see certificate on page 1.

Tank No: 6
GAUGE POINT CALIBRATION
1-800-205-TANK

Red Hill, Pearl Harbor, HI

Issue Date: 12/22/2006

Capacities given in barrels of 42 U.S. gallons.

Gauge Height: 257'-07 7/8"

in/in	156 FT	in/in	156 FT	in/in	156 FT	in/in	156 FT	in/in	156 FT	in/in	157 FT
2	193,981.37	4	194,211.59	6	194,441.81	8	194,672.03	10	194,902.26	0	195,132.48
1/16	193,988.56	1/16	194,218.78	1/16	194,449.01	1/16	194,679.23	1/16	194,909.45	1/16	195,139.67
1/8	193,995.76	1/8	194,225.98	1/8	194,456.20	1/8	194,686.42	1/8	194,916.65	1/8	195,146.87
3/16	194,002.95	3/16	194,233.17	3/16	194,463.40	3/16	194,693.62	3/16	194,923.84	3/16	195,154.06
1/4	194,010.15	1/4	194,240.37	1/4	194,470.59	1/4	194,700.81	1/4	194,931.04	1/4	195,161.26
5/16	194,017.34	5/16	194,247.56	5/16	194,477.78	5/16	194,708.01	5/16	194,938.23	5/16	195,168.45
3/8	194,024.53	3/8	194,254.76	3/8	194,484.98	3/8	194,715.20	3/8	194,945.42	3/8	195,175.65
7/16	194,031.73	7/16	194,261.95	7/16	194,492.17	7/16	194,722.40	7/16	194,952.62	7/16	195,182.84
1/2	194,038.92	1/2	194,269.15	1/2	194,499.37	1/2	194,729.59	1/2	194,959.81	1/2	195,190.04
9/16	194,046.12	9/16	194,276.34	9/16	194,506.56	9/16	194,736.78	9/16	194,967.01	9/16	195,197.23
5/8	194,053.31	5/8	194,283.53	5/8	194,513.76	5/8	194,743.98	5/8	194,974.20	5/8	195,204.42
11/16	194,060.51	11/16	194,290.73	11/16	194,520.95	11/16	194,751.17	11/16	194,981.40	11/16	195,211.62
3/4	194,067.70	3/4	194,297.92	3/4	194,528.15	3/4	194,758.37	3/4	194,988.59	3/4	195,218.81
13/16	194,074.90	13/16	194,305.12	13/16	194,535.34	13/16	194,765.56	13/16	194,995.79	13/16	195,226.01
7/8	194,082.09	7/8	194,312.31	7/8	194,542.53	7/8	194,772.76	7/8	195,002.98	7/8	195,233.20
15/16	194,089.28	15/16	194,319.51	15/16	194,549.73	15/16	194,779.95	15/16	195,010.17	15/16	195,240.40
3	194,096.48	5	194,326.70	7	194,556.92	9	194,787.15	11	195,017.37	1	195,247.59
1/16	194,103.67	1/16	194,333.90	1/16	194,564.12	1/16	194,794.34	1/16	195,024.56	1/16	195,254.79
1/8	194,110.87	1/8	194,341.09	1/8	194,571.31	1/8	194,801.53	1/8	195,031.76	1/8	195,261.98
3/16	194,118.06	3/16	194,348.28	3/16	194,578.51	3/16	194,808.73	3/16	195,038.95	3/16	195,269.17
1/4	194,125.26	1/4	194,355.48	1/4	194,585.70	1/4	194,815.92	1/4	195,046.15	1/4	195,276.37
5/16	194,132.45	5/16	194,362.67	5/16	194,592.90	5/16	194,823.12	5/16	195,053.34	5/16	195,283.56
3/8	194,139.65	3/8	194,369.87	3/8	194,600.09	3/8	194,830.31	3/8	195,060.54	3/8	195,290.76
7/16	194,146.84	7/16	194,377.06	7/16	194,607.28	7/16	194,837.51	7/16	195,067.73	7/16	195,297.95
1/2	194,154.03	1/2	194,384.26	1/2	194,614.48	1/2	194,844.70	1/2	195,074.92	1/2	195,305.15
9/16	194,161.23	9/16	194,391.45	9/16	194,621.67	9/16	194,851.90	9/16	195,082.12	9/16	195,312.34
5/8	194,168.42	5/8	194,398.65	5/8	194,628.87	5/8	194,859.09	5/8	195,089.31	5/8	195,319.54
11/16	194,175.62	11/16	194,405.84	11/16	194,636.06	11/16	194,866.29	11/16	195,096.51	11/16	195,326.73
3/4	194,182.81	3/4	194,413.03	3/4	194,643.26	3/4	194,873.48	3/4	195,103.70	3/4	195,333.92
13/16	194,190.01	13/16	194,420.23	13/16	194,650.45	13/16	194,880.67	13/16	195,110.90	13/16	195,341.12
7/8	194,197.20	7/8	194,427.42	7/8	194,657.65	7/8	194,887.87	7/8	195,118.09	7/8	195,348.31
15/16	194,204.40	15/16	194,434.62	15/16	194,664.84	15/16	194,895.06	15/16	195,125.29	15/16	195,355.51

This chart is Certified for Tank: 6 only. No changes are permissible without the written consent of GAUGE POINT CALIBRATION.

For calibration specification information, see certificate on page 1.

Tank No: 6
GAUGE POINT CALIBRATION
1-800-205-TANK

Red Hill, Pearl Harbor, HI

Issue Date: 12/22/2006

Capacities given in barrels of 42 U.S. gallons.

Gauge Height: 257'-07 7/8"

in/in	157 FT	in/in	157 FT	in/in	157 FT	in/in	157 FT	in/in	157 FT	in/in	158 FT
2	195,362.70	4	195,592.92	6	195,823.15	8	196,053.37	10	196,283.59	0	196,513.81
1/16	195,369.90	1/16	195,600.12	1/16	195,830.34	1/16	196,060.56	1/16	196,290.79	1/16	196,521.01
1/8	195,377.09	1/8	195,607.31	1/8	195,837.54	1/8	196,067.76	1/8	196,297.98	1/8	196,528.20
3/16	195,384.29	3/16	195,614.51	3/16	195,844.73	3/16	196,074.95	3/16	196,305.18	3/16	196,535.40
1/4	195,391.48	1/4	195,621.70	1/4	195,851.92	1/4	196,082.15	1/4	196,312.37	1/4	196,542.59
5/16	195,398.67	5/16	195,628.90	5/16	195,859.12	5/16	196,089.34	5/16	196,319.56	5/16	196,549.79
3/8	195,405.87	3/8	195,636.09	3/8	195,866.31	3/8	196,096.54	3/8	196,326.76	3/8	196,556.98
7/16	195,413.06	7/16	195,643.29	7/16	195,873.51	7/16	196,103.73	7/16	196,333.95	7/16	196,564.18
1/2	195,420.26	1/2	195,650.48	1/2	195,880.70	1/2	196,110.92	1/2	196,341.15	1/2	196,571.37
9/16	195,427.45	9/16	195,657.67	9/16	195,887.90	9/16	196,118.12	9/16	196,348.34	9/16	196,578.56
5/8	195,434.65	5/8	195,664.87	5/8	195,895.09	5/8	196,125.31	5/8	196,355.54	5/8	196,585.76
11/16	195,441.84	11/16	195,672.06	11/16	195,902.29	11/16	196,132.51	11/16	196,362.73	11/16	196,592.95
3/4	195,449.04	3/4	195,679.26	3/4	195,909.48	3/4	196,139.70	3/4	196,369.93	3/4	196,600.15
13/16	195,456.23	13/16	195,686.45	13/16	195,916.67	13/16	196,146.90	13/16	196,377.12	13/16	196,607.34
7/8	195,463.42	7/8	195,693.65	7/8	195,923.87	7/8	196,154.09	7/8	196,384.31	7/8	196,614.54
15/16	195,470.62	15/16	195,700.84	15/16	195,931.06	15/16	196,161.29	15/16	196,391.51	15/16	196,621.73
3	195,477.81	5	195,708.04	7	195,938.26	9	196,168.48	11	196,398.70	1	196,628.93
1/16	195,485.01	1/16	195,715.23	1/16	195,945.45	1/16	196,175.67	1/16	196,405.90	1/16	196,636.12
1/8	195,492.20	1/8	195,722.42	1/8	195,952.65	1/8	196,182.87	1/8	196,413.09	1/8	196,643.31
3/16	195,499.40	3/16	195,729.62	3/16	195,959.84	3/16	196,190.06	3/16	196,420.29	3/16	196,650.51
1/4	195,506.59	1/4	195,736.81	1/4	195,967.04	1/4	196,197.26	1/4	196,427.48	1/4	196,657.70
5/16	195,513.79	5/16	195,744.01	5/16	195,974.23	5/16	196,204.45	5/16	196,434.68	5/16	196,664.90
3/8	195,520.98	3/8	195,751.20	3/8	195,981.42	3/8	196,211.65	3/8	196,441.87	3/8	196,672.09
7/16	195,528.17	7/16	195,758.40	7/16	195,988.62	7/16	196,218.84	7/16	196,449.06	7/16	196,679.29
1/2	195,535.37	1/2	195,765.59	1/2	195,995.81	1/2	196,226.04	1/2	196,456.26	1/2	196,686.48
9/16	195,542.56	9/16	195,772.79	9/16	196,003.01	9/16	196,233.23	9/16	196,463.45	9/16	196,693.68
5/8	195,549.76	5/8	195,779.98	5/8	196,010.20	5/8	196,240.42	5/8	196,470.65	5/8	196,700.87
11/16	195,556.95	11/16	195,787.17	11/16	196,017.40	11/16	196,247.62	11/16	196,477.84	11/16	196,708.06
3/4	195,564.15	3/4	195,794.37	3/4	196,024.59	3/4	196,254.81	3/4	196,485.04	3/4	196,715.26
13/16	195,571.34	13/16	195,801.56	13/16	196,031.79	13/16	196,262.01	13/16	196,492.23	13/16	196,722.45
7/8	195,578.54	7/8	195,808.76	7/8	196,038.98	7/8	196,269.20	7/8	196,499.43	7/8	196,729.65
15/16	195,585.73	15/16	195,815.95	15/16	196,046.17	15/16	196,276.40	15/16	196,506.62	15/16	196,736.84

This chart is Certified for Tank: 6 only. No changes are permissible without the written consent of GAUGE POINT CALIBRATION.

For calibration specification information, see certificate on page 1.

Tank No: 6
GAUGE POINT CALIBRATION
1-800-205-TANK

Red Hill, Pearl Harbor, HI

Issue Date: 12/22/2006

Capacities given in barrels of 42 U.S. gallons.

Gauge Height: 257'-07 7/8"

in/in	158 FT	in/in	158 FT	in/in	158 FT	in/in	158 FT	in/in	158 FT	in/in	159 FT
2	196,744.04	4	196,974.26	6	197,204.48	8	197,434.89	10	197,665.30	0	197,895.70
1/16	196,751.23	1/16	196,981.45	1/16	197,211.68	1/16	197,442.09	1/16	197,672.50	1/16	197,902.90
1/8	196,758.43	1/8	196,988.65	1/8	197,218.88	1/8	197,449.29	1/8	197,679.70	1/8	197,910.11
3/16	196,765.62	3/16	196,995.84	3/16	197,226.08	3/16	197,456.49	3/16	197,686.90	3/16	197,917.31
1/4	196,772.81	1/4	197,003.04	1/4	197,233.28	1/4	197,463.69	1/4	197,694.10	1/4	197,924.51
5/16	196,780.01	5/16	197,010.23	5/16	197,240.48	5/16	197,470.89	5/16	197,701.30	5/16	197,931.71
3/8	196,787.20	3/8	197,017.43	3/8	197,247.68	3/8	197,478.09	3/8	197,708.50	3/8	197,938.91
7/16	196,794.40	7/16	197,024.62	7/16	197,254.88	7/16	197,485.29	7/16	197,715.70	7/16	197,946.11
1/2	196,801.59	1/2	197,031.81	1/2	197,262.08	1/2	197,492.49	1/2	197,722.90	1/2	197,953.31
9/16	196,808.79	9/16	197,039.01	9/16	197,269.28	9/16	197,499.69	9/16	197,730.10	9/16	197,960.51
5/8	196,815.98	5/8	197,046.20	5/8	197,276.48	5/8	197,506.89	5/8	197,737.30	5/8	197,967.71
11/16	196,823.18	11/16	197,053.40	11/16	197,283.68	11/16	197,514.09	11/16	197,744.50	11/16	197,974.91
3/4	196,830.37	3/4	197,060.59	3/4	197,290.88	3/4	197,521.29	3/4	197,751.70	3/4	197,982.11
13/16	196,837.56	13/16	197,067.79	13/16	197,298.08	13/16	197,528.49	13/16	197,758.90	13/16	197,989.31
7/8	196,844.76	7/8	197,074.98	7/8	197,305.28	7/8	197,535.69	7/8	197,766.10	7/8	197,996.51
15/16	196,851.95	15/16	197,082.18	15/16	197,312.48	15/16	197,542.89	15/16	197,773.30	15/16	198,003.71
3	196,859.15	5	197,089.37	7	197,319.69	9	197,550.09	11	197,780.50	1	198,010.91
1/16	196,866.34	1/16	197,096.56	1/16	197,326.89	1/16	197,557.29	1/16	197,787.70	1/16	198,018.11
1/8	196,873.54	1/8	197,103.76	1/8	197,334.09	1/8	197,564.49	1/8	197,794.90	1/8	198,025.31
3/16	196,880.73	3/16	197,110.95	3/16	197,341.29	3/16	197,571.69	3/16	197,802.10	3/16	198,032.51
1/4	196,887.93	1/4	197,118.15	1/4	197,348.49	1/4	197,578.89	1/4	197,809.30	1/4	198,039.71
5/16	196,895.12	5/16	197,125.34	5/16	197,355.69	5/16	197,586.09	5/16	197,816.50	5/16	198,046.91
3/8	196,902.31	3/8	197,132.54	3/8	197,362.89	3/8	197,593.29	3/8	197,823.70	3/8	198,054.11
7/16	196,909.51	7/16	197,139.73	7/16	197,370.09	7/16	197,600.49	7/16	197,830.90	7/16	198,061.31
1/2	196,916.70	1/2	197,146.93	1/2	197,377.29	1/2	197,607.69	1/2	197,838.10	1/2	198,068.51
9/16	196,923.90	9/16	197,154.12	9/16	197,384.49	9/16	197,614.90	9/16	197,845.30	9/16	198,075.71
5/8	196,931.09	5/8	197,161.31	5/8	197,391.69	5/8	197,622.10	5/8	197,852.50	5/8	198,082.91
11/16	196,938.29	11/16	197,168.51	11/16	197,398.89	11/16	197,629.30	11/16	197,859.70	11/16	198,090.11
3/4	196,945.48	3/4	197,175.70	3/4	197,406.09	3/4	197,636.50	3/4	197,866.90	3/4	198,097.31
13/16	196,952.68	13/16	197,182.90	13/16	197,413.29	13/16	197,643.70	13/16	197,874.10	13/16	198,104.51
7/8	196,959.87	7/8	197,190.09	7/8	197,420.49	7/8	197,650.90	7/8	197,881.30	7/8	198,111.71
15/16	196,967.06	15/16	197,197.29	15/16	197,427.69	15/16	197,658.10	15/16	197,888.50	15/16	198,118.91

This chart is Certified for Tank: 6 only. No changes are permissible without the written consent of GAUGE POINT CALIBRATION.

For calibration specification information, see certificate on page 1.

Tank No: 6
GAUGE POINT CALIBRATION
1-800-205-TANK

Red Hill, Pearl Harbor, HI

Issue Date: 12/22/2006

Capacities given in barrels of 42 U.S. gallons.

Gauge Height: 257'-07 7/8"

in/in	159 FT	in/in	159 FT	in/in	159 FT	in/in	159 FT	in/in	159 FT	in/in	160 FT
2	198,126.11	4	198,356.52	6	198,586.93	8	198,817.34	10	199,047.74	0	199,278.15
1/16	198,133.31	1/16	198,363.72	1/16	198,594.13	1/16	198,824.54	1/16	199,054.94	1/16	199,285.35
1/8	198,140.51	1/8	198,370.92	1/8	198,601.33	1/8	198,831.74	1/8	199,062.14	1/8	199,292.55
3/16	198,147.71	3/16	198,378.12	3/16	198,608.53	3/16	198,838.94	3/16	199,069.34	3/16	199,299.75
1/4	198,154.91	1/4	198,385.32	1/4	198,615.73	1/4	198,846.14	1/4	199,076.54	1/4	199,306.95
5/16	198,162.11	5/16	198,392.52	5/16	198,622.93	5/16	198,853.34	5/16	199,083.74	5/16	199,314.15
3/8	198,169.31	3/8	198,399.72	3/8	198,630.13	3/8	198,860.54	3/8	199,090.95	3/8	199,321.35
7/16	198,176.51	7/16	198,406.92	7/16	198,637.33	7/16	198,867.74	7/16	199,098.15	7/16	199,328.55
1/2	198,183.71	1/2	198,414.12	1/2	198,644.53	1/2	198,874.94	1/2	199,105.35	1/2	199,335.75
9/16	198,190.91	9/16	198,421.32	9/16	198,651.73	9/16	198,882.14	9/16	199,112.55	9/16	199,342.95
5/8	198,198.11	5/8	198,428.52	5/8	198,658.93	5/8	198,889.34	5/8	199,119.75	5/8	199,350.15
11/16	198,205.32	11/16	198,435.72	11/16	198,666.13	11/16	198,896.54	11/16	199,126.95	11/16	199,357.35
3/4	198,212.52	3/4	198,442.92	3/4	198,673.33	3/4	198,903.74	3/4	199,134.15	3/4	199,364.55
13/16	198,219.72	13/16	198,450.12	13/16	198,680.53	13/16	198,910.94	13/16	199,141.35	13/16	199,371.75
7/8	198,226.92	7/8	198,457.32	7/8	198,687.73	7/8	198,918.14	7/8	199,148.55	7/8	199,378.95
15/16	198,234.12	15/16	198,464.52	15/16	198,694.93	15/16	198,925.34	15/16	199,155.75	15/16	199,386.16
3	198,241.32	5	198,471.72	7	198,702.13	9	198,932.54	11	199,162.95	1	199,393.36
1/16	198,248.52	1/16	198,478.92	1/16	198,709.33	1/16	198,939.74	1/16	199,170.15	1/16	199,400.56
1/8	198,255.72	1/8	198,486.12	1/8	198,716.53	1/8	198,946.94	1/8	199,177.35	1/8	199,407.76
3/16	198,262.92	3/16	198,493.32	3/16	198,723.73	3/16	198,954.14	3/16	199,184.55	3/16	199,414.96
1/4	198,270.12	1/4	198,500.53	1/4	198,730.93	1/4	198,961.34	1/4	199,191.75	1/4	199,422.16
5/16	198,277.32	5/16	198,507.73	5/16	198,738.13	5/16	198,968.54	5/16	199,198.95	5/16	199,429.36
3/8	198,284.52	3/8	198,514.93	3/8	198,745.33	3/8	198,975.74	3/8	199,206.15	3/8	199,436.56
7/16	198,291.72	7/16	198,522.13	7/16	198,752.53	7/16	198,982.94	7/16	199,213.35	7/16	199,443.76
1/2	198,298.92	1/2	198,529.33	1/2	198,759.73	1/2	198,990.14	1/2	199,220.55	1/2	199,450.96
9/16	198,306.12	9/16	198,536.53	9/16	198,766.93	9/16	198,997.34	9/16	199,227.75	9/16	199,458.16
5/8	198,313.32	5/8	198,543.73	5/8	198,774.13	5/8	199,004.54	5/8	199,234.95	5/8	199,465.36
11/16	198,320.52	11/16	198,550.93	11/16	198,781.33	11/16	199,011.74	11/16	199,242.15	11/16	199,472.56
3/4	198,327.72	3/4	198,558.13	3/4	198,788.53	3/4	199,018.94	3/4	199,249.35	3/4	199,479.76
13/16	198,334.92	13/16	198,565.33	13/16	198,795.74	13/16	199,026.14	13/16	199,256.55	13/16	199,486.96
7/8	198,342.12	7/8	198,572.53	7/8	198,802.94	7/8	199,033.34	7/8	199,263.75	7/8	199,494.16
15/16	198,349.32	15/16	198,579.73	15/16	198,810.14	15/16	199,040.54	15/16	199,270.95	15/16	199,501.36

This chart is Certified for Tank: 6 only. No changes are permissible without the written consent of GAUGE POINT CALIBRATION.

For calibration specification information, see certificate on page 1.

Tank No: 6
GAUGE POINT CALIBRATION
1-800-205-TANK

Red Hill, Pearl Harbor, HI

Issue Date: 12/22/2006

Capacities given in barrels of 42 U.S. gallons.

Gauge Height: 257'-07 7/8"

in/in	160 FT	in/in	160 FT	in/in	160 FT	in/in	160 FT	in/in	160 FT	in/in	161 FT
2	199,508.56	4	199,738.97	6	199,969.37	8	200,199.78	10	200,430.19	0	200,660.60
1/16	199,515.76	1/16	199,746.17	1/16	199,976.58	1/16	200,206.98	1/16	200,437.39	1/16	200,667.80
1/8	199,522.96	1/8	199,753.37	1/8	199,983.78	1/8	200,214.18	1/8	200,444.59	1/8	200,675.00
3/16	199,530.16	3/16	199,760.57	3/16	199,990.98	3/16	200,221.38	3/16	200,451.79	3/16	200,682.20
1/4	199,537.36	1/4	199,767.77	1/4	199,998.18	1/4	200,228.58	1/4	200,458.99	1/4	200,689.40
5/16	199,544.56	5/16	199,774.97	5/16	200,005.38	5/16	200,235.78	5/16	200,466.19	5/16	200,696.60
3/8	199,551.76	3/8	199,782.17	3/8	200,012.58	3/8	200,242.98	3/8	200,473.39	3/8	200,703.80
7/16	199,558.96	7/16	199,789.37	7/16	200,019.78	7/16	200,250.18	7/16	200,480.59	7/16	200,711.00
1/2	199,566.16	1/2	199,796.57	1/2	200,026.98	1/2	200,257.38	1/2	200,487.79	1/2	200,718.20
9/16	199,573.36	9/16	199,803.77	9/16	200,034.18	9/16	200,264.58	9/16	200,494.99	9/16	200,725.40
5/8	199,580.56	5/8	199,810.97	5/8	200,041.38	5/8	200,271.79	5/8	200,502.19	5/8	200,732.60
11/16	199,587.76	11/16	199,818.17	11/16	200,048.58	11/16	200,278.99	11/16	200,509.39	11/16	200,739.80
3/4	199,594.96	3/4	199,825.37	3/4	200,055.78	3/4	200,286.19	3/4	200,516.59	3/4	200,747.00
13/16	199,602.16	13/16	199,832.57	13/16	200,062.98	13/16	200,293.39	13/16	200,523.79	13/16	200,754.20
7/8	199,609.36	7/8	199,839.77	7/8	200,070.18	7/8	200,300.59	7/8	200,530.99	7/8	200,761.40
15/16	199,616.56	15/16	199,846.97	15/16	200,077.38	15/16	200,307.79	15/16	200,538.19	15/16	200,768.60
3	199,623.76	5	199,854.17	7	200,084.58	9	200,314.99	11	200,545.39	1	200,775.80
1/16	199,630.96	1/16	199,861.37	1/16	200,091.78	1/16	200,322.19	1/16	200,552.59	1/16	200,783.00
1/8	199,638.16	1/8	199,868.57	1/8	200,098.98	1/8	200,329.39	1/8	200,559.79	1/8	200,790.20
3/16	199,645.36	3/16	199,875.77	3/16	200,106.18	3/16	200,336.59	3/16	200,567.00	3/16	200,797.40
1/4	199,652.56	1/4	199,882.97	1/4	200,113.38	1/4	200,343.79	1/4	200,574.20	1/4	200,804.60
5/16	199,659.76	5/16	199,890.17	5/16	200,120.58	5/16	200,350.99	5/16	200,581.40	5/16	200,811.80
3/8	199,666.96	3/8	199,897.37	3/8	200,127.78	3/8	200,358.19	3/8	200,588.60	3/8	200,819.00
7/16	199,674.16	7/16	199,904.57	7/16	200,134.98	7/16	200,365.39	7/16	200,595.80	7/16	200,826.20
1/2	199,681.37	1/2	199,911.77	1/2	200,142.18	1/2	200,372.59	1/2	200,603.00	1/2	200,833.40
9/16	199,688.57	9/16	199,918.97	9/16	200,149.38	9/16	200,379.79	9/16	200,610.20	9/16	200,840.60
5/8	199,695.77	5/8	199,926.17	5/8	200,156.58	5/8	200,386.99	5/8	200,617.40	5/8	200,847.80
11/16	199,702.97	11/16	199,933.37	11/16	200,163.78	11/16	200,394.19	11/16	200,624.60	11/16	200,855.00
3/4	199,710.17	3/4	199,940.57	3/4	200,170.98	3/4	200,401.39	3/4	200,631.80	3/4	200,862.21
13/16	199,717.37	13/16	199,947.77	13/16	200,178.18	13/16	200,408.59	13/16	200,639.00	13/16	200,869.41
7/8	199,724.57	7/8	199,954.97	7/8	200,185.38	7/8	200,415.79	7/8	200,646.20	7/8	200,876.61
15/16	199,731.77	15/16	199,962.17	15/16	200,192.58	15/16	200,422.99	15/16	200,653.40	15/16	200,883.81

This chart is Certified for Tank: 6 only. No changes are permissible without the written consent of GAUGE POINT CALIBRATION.

For calibration specification information, see certificate on page 1.

Tank No: 6
GAUGE POINT CALIBRATION
1-800-205-TANK

Red Hill, Pearl Harbor, HI

Issue Date: 12/22/2006

Capacities given in barrels of 42 U.S. gallons.

Gauge Height: 257'-07 7/8"

in/in	161 FT	in/in	161 FT	in/in	161 FT	in/in	161 FT	in/in	161 FT	in/in	162 FT
2	200,891.01	4	201,121.41	6	201,351.82	8	201,582.23	10	201,812.64	0	202,043.05
1/16	200,898.21	1/16	201,128.61	1/16	201,359.02	1/16	201,589.43	1/16	201,819.84	1/16	202,050.25
1/8	200,905.41	1/8	201,135.81	1/8	201,366.22	1/8	201,596.63	1/8	201,827.04	1/8	202,057.45
3/16	200,912.61	3/16	201,143.01	3/16	201,373.42	3/16	201,603.83	3/16	201,834.24	3/16	202,064.65
1/4	200,919.81	1/4	201,150.21	1/4	201,380.62	1/4	201,611.03	1/4	201,841.44	1/4	202,071.85
5/16	200,927.01	5/16	201,157.42	5/16	201,387.82	5/16	201,618.23	5/16	201,848.64	5/16	202,079.05
3/8	200,934.21	3/8	201,164.62	3/8	201,395.02	3/8	201,625.43	3/8	201,855.84	3/8	202,086.25
7/16	200,941.41	7/16	201,171.82	7/16	201,402.22	7/16	201,632.63	7/16	201,863.04	7/16	202,093.45
1/2	200,948.61	1/2	201,179.02	1/2	201,409.42	1/2	201,639.83	1/2	201,870.24	1/2	202,100.65
9/16	200,955.81	9/16	201,186.22	9/16	201,416.62	9/16	201,647.03	9/16	201,877.44	9/16	202,107.85
5/8	200,963.01	5/8	201,193.42	5/8	201,423.82	5/8	201,654.23	5/8	201,884.64	5/8	202,115.05
11/16	200,970.21	11/16	201,200.62	11/16	201,431.02	11/16	201,661.43	11/16	201,891.84	11/16	202,122.25
3/4	200,977.41	3/4	201,207.82	3/4	201,438.22	3/4	201,668.63	3/4	201,899.04	3/4	202,129.45
13/16	200,984.61	13/16	201,215.02	13/16	201,445.42	13/16	201,675.83	13/16	201,906.24	13/16	202,136.65
7/8	200,991.81	7/8	201,222.22	7/8	201,452.63	7/8	201,683.03	7/8	201,913.44	7/8	202,143.85
15/16	200,999.01	15/16	201,229.42	15/16	201,459.83	15/16	201,690.23	15/16	201,920.64	15/16	202,151.05
3	201,006.21	5	201,236.62	7	201,467.03	9	201,697.43	11	201,927.84	1	202,158.25
1/16	201,013.41	1/16	201,243.82	1/16	201,474.23	1/16	201,704.63	1/16	201,935.04	1/16	202,165.45
1/8	201,020.61	1/8	201,251.02	1/8	201,481.43	1/8	201,711.83	1/8	201,942.24	1/8	202,172.65
3/16	201,027.81	3/16	201,258.22	3/16	201,488.63	3/16	201,719.03	3/16	201,949.44	3/16	202,179.85
1/4	201,035.01	1/4	201,265.42	1/4	201,495.83	1/4	201,726.23	1/4	201,956.64	1/4	202,187.05
5/16	201,042.21	5/16	201,272.62	5/16	201,503.03	5/16	201,733.43	5/16	201,963.84	5/16	202,194.25
3/8	201,049.41	3/8	201,279.82	3/8	201,510.23	3/8	201,740.63	3/8	201,971.04	3/8	202,201.45
7/16	201,056.61	7/16	201,287.02	7/16	201,517.43	7/16	201,747.84	7/16	201,978.24	7/16	202,208.65
1/2	201,063.81	1/2	201,294.22	1/2	201,524.63	1/2	201,755.04	1/2	201,985.44	1/2	202,215.85
9/16	201,071.01	9/16	201,301.42	9/16	201,531.83	9/16	201,762.24	9/16	201,992.64	9/16	202,223.05
5/8	201,078.21	5/8	201,308.62	5/8	201,539.03	5/8	201,769.44	5/8	201,999.84	5/8	202,230.25
11/16	201,085.41	11/16	201,315.82	11/16	201,546.23	11/16	201,776.64	11/16	202,007.04	11/16	202,237.45
3/4	201,092.61	3/4	201,323.02	3/4	201,553.43	3/4	201,783.84	3/4	202,014.24	3/4	202,244.65
13/16	201,099.81	13/16	201,330.22	13/16	201,560.63	13/16	201,791.04	13/16	202,021.44	13/16	202,251.85
7/8	201,107.01	7/8	201,337.42	7/8	201,567.83	7/8	201,798.24	7/8	202,028.64	7/8	202,259.05
15/16	201,114.21	15/16	201,344.62	15/16	201,575.03	15/16	201,805.44	15/16	202,035.84	15/16	202,266.25

This chart is Certified for Tank: 6 only. No changes are permissible without the written consent of GAUGE POINT CALIBRATION.

For calibration specification information, see certificate on page 1.

Tank No: 6
GAUGE POINT CALIBRATION
1-800-205-TANK

Red Hill, Pearl Harbor, HI

Issue Date: 12/22/2006

Capacities given in barrels of 42 U.S. gallons.

Gauge Height: 257'-07 7/8"

in/in	162 FT	in/in	162 FT	in/in	162 FT	in/in	162 FT	in/in	162 FT	in/in	163 FT
2	202,273.45	4	202,503.86	6	202,734.27	8	202,964.68	10	203,195.08	0	203,425.49
1/16	202,280.65	1/16	202,511.06	1/16	202,741.47	1/16	202,971.88	1/16	203,202.28	1/16	203,432.69
1/8	202,287.85	1/8	202,518.26	1/8	202,748.67	1/8	202,979.08	1/8	203,209.48	1/8	203,439.89
3/16	202,295.05	3/16	202,525.46	3/16	202,755.87	3/16	202,986.28	3/16	203,216.68	3/16	203,447.09
1/4	202,302.25	1/4	202,532.66	1/4	202,763.07	1/4	202,993.48	1/4	203,223.89	1/4	203,454.29
5/16	202,309.45	5/16	202,539.86	5/16	202,770.27	5/16	203,000.68	5/16	203,231.09	5/16	203,461.49
3/8	202,316.65	3/8	202,547.06	3/8	202,777.47	3/8	203,007.88	3/8	203,238.29	3/8	203,468.69
7/16	202,323.85	7/16	202,554.26	7/16	202,784.67	7/16	203,015.08	7/16	203,245.49	7/16	203,475.89
1/2	202,331.05	1/2	202,561.46	1/2	202,791.87	1/2	203,022.28	1/2	203,252.69	1/2	203,483.09
9/16	202,338.26	9/16	202,568.66	9/16	202,799.07	9/16	203,029.48	9/16	203,259.89	9/16	203,490.29
5/8	202,345.46	5/8	202,575.86	5/8	202,806.27	5/8	203,036.68	5/8	203,267.09	5/8	203,497.49
11/16	202,352.66	11/16	202,583.06	11/16	202,813.47	11/16	203,043.88	11/16	203,274.29	11/16	203,504.69
3/4	202,359.86	3/4	202,590.26	3/4	202,820.67	3/4	203,051.08	3/4	203,281.49	3/4	203,511.89
13/16	202,367.06	13/16	202,597.46	13/16	202,827.87	13/16	203,058.28	13/16	203,288.69	13/16	203,519.10
7/8	202,374.26	7/8	202,604.66	7/8	202,835.07	7/8	203,065.48	7/8	203,295.89	7/8	203,526.30
15/16	202,381.46	15/16	202,611.86	15/16	202,842.27	15/16	203,072.68	15/16	203,303.09	15/16	203,533.50
3	202,388.66	5	202,619.06	7	202,849.47	9	203,079.88	11	203,310.29	1	203,540.70
1/16	202,395.86	1/16	202,626.26	1/16	202,856.67	1/16	203,087.08	1/16	203,317.49	1/16	203,547.90
1/8	202,403.06	1/8	202,633.47	1/8	202,863.87	1/8	203,094.28	1/8	203,324.69	1/8	203,555.10
3/16	202,410.26	3/16	202,640.67	3/16	202,871.07	3/16	203,101.48	3/16	203,331.89	3/16	203,562.30
1/4	202,417.46	1/4	202,647.87	1/4	202,878.27	1/4	203,108.68	1/4	203,339.09	1/4	203,569.50
5/16	202,424.66	5/16	202,655.07	5/16	202,885.47	5/16	203,115.88	5/16	203,346.29	5/16	203,576.70
3/8	202,431.86	3/8	202,662.27	3/8	202,892.67	3/8	203,123.08	3/8	203,353.49	3/8	203,583.90
7/16	202,439.06	7/16	202,669.47	7/16	202,899.87	7/16	203,130.28	7/16	203,360.69	7/16	203,591.10
1/2	202,446.26	1/2	202,676.67	1/2	202,907.07	1/2	203,137.48	1/2	203,367.89	1/2	203,598.30
9/16	202,453.46	9/16	202,683.87	9/16	202,914.27	9/16	203,144.68	9/16	203,375.09	9/16	203,605.50
5/8	202,460.66	5/8	202,691.07	5/8	202,921.47	5/8	203,151.88	5/8	203,382.29	5/8	203,612.70
11/16	202,467.86	11/16	202,698.27	11/16	202,928.68	11/16	203,159.08	11/16	203,389.49	11/16	203,619.90
3/4	202,475.06	3/4	202,705.47	3/4	202,935.88	3/4	203,166.28	3/4	203,396.69	3/4	203,627.10
13/16	202,482.26	13/16	202,712.67	13/16	202,943.08	13/16	203,173.48	13/16	203,403.89	13/16	203,634.30
7/8	202,489.46	7/8	202,719.87	7/8	202,950.28	7/8	203,180.68	7/8	203,411.09	7/8	203,641.50
15/16	202,496.66	15/16	202,727.07	15/16	202,957.48	15/16	203,187.88	15/16	203,418.29	15/16	203,648.70

This chart is Certified for Tank: 6 only. No changes are permissible without the written consent of GAUGE POINT CALIBRATION.

For calibration specification information, see certificate on page 1.

Tank No: 6
GAUGE POINT CALIBRATION
1-800-205-TANK

Red Hill, Pearl Harbor, HI

Issue Date: 12/22/2006

Capacities given in barrels of 42 U.S. gallons.

Gauge Height: 257'-07 7/8"

in/in	163 FT	in/in	163 FT	in/in	163 FT	in/in	163 FT	in/in	163 FT	in/in	164 FT
2	203,655.90	4	203,886.31	6	204,116.72	8	204,346.91	10	204,577.11	0	204,807.31
1/16	203,663.10	1/16	203,893.51	1/16	204,123.91	1/16	204,354.11	1/16	204,584.31	1/16	204,814.51
1/8	203,670.30	1/8	203,900.71	1/8	204,131.10	1/8	204,361.30	1/8	204,591.50	1/8	204,821.70
3/16	203,677.50	3/16	203,907.91	3/16	204,138.30	3/16	204,368.50	3/16	204,598.70	3/16	204,828.89
1/4	203,684.70	1/4	203,915.11	1/4	204,145.49	1/4	204,375.69	1/4	204,605.89	1/4	204,836.09
5/16	203,691.90	5/16	203,922.31	5/16	204,152.68	5/16	204,382.88	5/16	204,613.08	5/16	204,843.28
3/8	203,699.10	3/8	203,929.51	3/8	204,159.88	3/8	204,390.08	3/8	204,620.28	3/8	204,850.48
7/16	203,706.30	7/16	203,936.71	7/16	204,167.07	7/16	204,397.27	7/16	204,627.47	7/16	204,857.67
1/2	203,713.50	1/2	203,943.91	1/2	204,174.27	1/2	204,404.46	1/2	204,634.66	1/2	204,864.86
9/16	203,720.70	9/16	203,951.11	9/16	204,181.46	9/16	204,411.66	9/16	204,641.86	9/16	204,872.06
5/8	203,727.90	5/8	203,958.31	5/8	204,188.65	5/8	204,418.85	5/8	204,649.05	5/8	204,879.25
11/16	203,735.10	11/16	203,965.51	11/16	204,195.85	11/16	204,426.05	11/16	204,656.25	11/16	204,886.44
3/4	203,742.30	3/4	203,972.71	3/4	204,203.04	3/4	204,433.24	3/4	204,663.44	3/4	204,893.64
13/16	203,749.50	13/16	203,979.91	13/16	204,210.23	13/16	204,440.43	13/16	204,670.63	13/16	204,900.83
7/8	203,756.70	7/8	203,987.11	7/8	204,217.43	7/8	204,447.63	7/8	204,677.83	7/8	204,908.03
15/16	203,763.90	15/16	203,994.31	15/16	204,224.62	15/16	204,454.82	15/16	204,685.02	15/16	204,915.22
3	203,771.10	5	204,001.51	7	204,231.82	9	204,462.01	11	204,692.21	1	204,922.41
1/16	203,778.30	1/16	204,008.71	1/16	204,239.01	1/16	204,469.21	1/16	204,699.41	1/16	204,929.61
1/8	203,785.50	1/8	204,015.91	1/8	204,246.20	1/8	204,476.40	1/8	204,706.60	1/8	204,936.80
3/16	203,792.70	3/16	204,023.11	3/16	204,253.40	3/16	204,483.60	3/16	204,713.79	3/16	204,943.99
1/4	203,799.90	1/4	204,030.31	1/4	204,260.59	1/4	204,490.79	1/4	204,720.99	1/4	204,951.19
5/16	203,807.10	5/16	204,037.51	5/16	204,267.78	5/16	204,497.98	5/16	204,728.18	5/16	204,958.38
3/8	203,814.31	3/8	204,044.71	3/8	204,274.98	3/8	204,505.18	3/8	204,735.38	3/8	204,965.58
7/16	203,821.51	7/16	204,051.91	7/16	204,282.17	7/16	204,512.37	7/16	204,742.57	7/16	204,972.77
1/2	203,828.71	1/2	204,059.11	1/2	204,289.36	1/2	204,519.56	1/2	204,749.76	1/2	204,979.96
9/16	203,835.91	9/16	204,066.31	9/16	204,296.56	9/16	204,526.76	9/16	204,756.96	9/16	204,987.16
5/8	203,843.11	5/8	204,073.51	5/8	204,303.75	5/8	204,533.95	5/8	204,764.15	5/8	204,994.35
11/16	203,850.31	11/16	204,080.71	11/16	204,310.95	11/16	204,541.15	11/16	204,771.34	11/16	205,001.54
3/4	203,857.51	3/4	204,087.91	3/4	204,318.14	3/4	204,548.34	3/4	204,778.54	3/4	205,008.74
13/16	203,864.71	13/16	204,095.11	13/16	204,325.33	13/16	204,555.53	13/16	204,785.73	13/16	205,015.93
7/8	203,871.91	7/8	204,102.31	7/8	204,332.53	7/8	204,562.73	7/8	204,792.93	7/8	205,023.13
15/16	203,879.11	15/16	204,109.52	15/16	204,339.72	15/16	204,569.92	15/16	204,800.12	15/16	205,030.32

This chart is Certified for Tank: 6 only. No changes are permissible without the written consent of GAUGE POINT CALIBRATION.

For calibration specification information, see certificate on page 1.

Tank No: 6
GAUGE POINT CALIBRATION
1-800-205-TANK

Red Hill, Pearl Harbor, HI

Issue Date: 12/22/2006

Capacities given in barrels of 42 U.S. gallons.

Gauge Height: 257'-07 7/8"

in/in	164 FT	in/in	164 FT	in/in	164 FT	in/in	164 FT	in/in	164 FT	in/in	165 FT
2	205,037.51	4	205,267.71	6	205,497.91	8	205,728.11	10	205,958.31	0	206,188.51
1/16	205,044.71	1/16	205,274.91	1/16	205,505.11	1/16	205,735.30	1/16	205,965.50	1/16	206,195.70
1/8	205,051.90	1/8	205,282.10	1/8	205,512.30	1/8	205,742.50	1/8	205,972.70	1/8	206,202.90
3/16	205,059.09	3/16	205,289.29	3/16	205,519.49	3/16	205,749.69	3/16	205,979.89	3/16	206,210.09
1/4	205,066.29	1/4	205,296.49	1/4	205,526.69	1/4	205,756.89	1/4	205,987.09	1/4	206,217.28
5/16	205,073.48	5/16	205,303.68	5/16	205,533.88	5/16	205,764.08	5/16	205,994.28	5/16	206,224.48
3/8	205,080.68	3/8	205,310.87	3/8	205,541.07	3/8	205,771.27	3/8	206,001.47	3/8	206,231.67
7/16	205,087.87	7/16	205,318.07	7/16	205,548.27	7/16	205,778.47	7/16	206,008.67	7/16	206,238.87
1/2	205,095.06	1/2	205,325.26	1/2	205,555.46	1/2	205,785.66	1/2	206,015.86	1/2	206,246.06
9/16	205,102.26	9/16	205,332.46	9/16	205,562.66	9/16	205,792.85	9/16	206,023.05	9/16	206,253.25
5/8	205,109.45	5/8	205,339.65	5/8	205,569.85	5/8	205,800.05	5/8	206,030.25	5/8	206,260.45
11/16	205,116.64	11/16	205,346.84	11/16	205,577.04	11/16	205,807.24	11/16	206,037.44	11/16	206,267.64
3/4	205,123.84	3/4	205,354.04	3/4	205,584.24	3/4	205,814.44	3/4	206,044.64	3/4	206,274.83
13/16	205,131.03	13/16	205,361.23	13/16	205,591.43	13/16	205,821.63	13/16	206,051.83	13/16	206,282.03
7/8	205,138.23	7/8	205,368.42	7/8	205,598.62	7/8	205,828.82	7/8	206,059.02	7/8	206,289.22
15/16	205,145.42	15/16	205,375.62	15/16	205,605.82	15/16	205,836.02	15/16	206,066.22	15/16	206,296.42
3	205,152.61	5	205,382.81	7	205,613.01	9	205,843.21	11	206,073.41	1	206,303.61
1/16	205,159.81	1/16	205,390.01	1/16	205,620.21	1/16	205,850.40	1/16	206,080.60	1/16	206,310.80
1/8	205,167.00	1/8	205,397.20	1/8	205,627.40	1/8	205,857.60	1/8	206,087.80	1/8	206,318.00
3/16	205,174.19	3/16	205,404.39	3/16	205,634.59	3/16	205,864.79	3/16	206,094.99	3/16	206,325.19
1/4	205,181.39	1/4	205,411.59	1/4	205,641.79	1/4	205,871.99	1/4	206,102.19	1/4	206,332.38
5/16	205,188.58	5/16	205,418.78	5/16	205,648.98	5/16	205,879.18	5/16	206,109.38	5/16	206,339.58
3/8	205,195.77	3/8	205,425.97	3/8	205,656.17	3/8	205,886.37	3/8	206,116.57	3/8	206,346.77
7/16	205,202.97	7/16	205,433.17	7/16	205,663.37	7/16	205,893.57	7/16	206,123.77	7/16	206,353.97
1/2	205,210.16	1/2	205,440.36	1/2	205,670.56	1/2	205,900.76	1/2	206,130.96	1/2	206,361.16
9/16	205,217.36	9/16	205,447.56	9/16	205,677.75	9/16	205,907.95	9/16	206,138.15	9/16	206,368.35
5/8	205,224.55	5/8	205,454.75	5/8	205,684.95	5/8	205,915.15	5/8	206,145.35	5/8	206,375.55
11/16	205,231.74	11/16	205,461.94	11/16	205,692.14	11/16	205,922.34	11/16	206,152.54	11/16	206,382.74
3/4	205,238.94	3/4	205,469.14	3/4	205,699.34	3/4	205,929.54	3/4	206,159.73	3/4	206,389.93
13/16	205,246.13	13/16	205,476.33	13/16	205,706.53	13/16	205,936.73	13/16	206,166.93	13/16	206,397.13
7/8	205,253.32	7/8	205,483.52	7/8	205,713.72	7/8	205,943.92	7/8	206,174.12	7/8	206,404.32
15/16	205,260.52	15/16	205,490.72	15/16	205,720.92	15/16	205,951.12	15/16	206,181.32	15/16	206,411.52

This chart is Certified for Tank: 6 only. No changes are permissible without the written consent of GAUGE POINT CALIBRATION.

For calibration specification information, see certificate on page 1.

Tank No: 6
GAUGE POINT CALIBRATION
1-800-205-TANK

Red Hill, Pearl Harbor, HI

Issue Date: 12/22/2006

Capacities given in barrels of 42 U.S. gallons.

Gauge Height: 257'-07 7/8"

in/in	165 FT	in/in	165 FT	in/in	165 FT	in/in	165 FT	in/in	165 FT	in/in	166 FT
2	206,418.71	4	206,648.91	6	206,879.11	8	207,109.31	10	207,339.51	0	207,569.71
1/16	206,425.90	1/16	206,656.10	1/16	206,886.30	1/16	207,116.50	1/16	207,346.70	1/16	207,576.90
1/8	206,433.10	1/8	206,663.30	1/8	206,893.50	1/8	207,123.69	1/8	207,353.89	1/8	207,584.09
3/16	206,440.29	3/16	206,670.49	3/16	206,900.69	3/16	207,130.89	3/16	207,361.09	3/16	207,591.29
1/4	206,447.48	1/4	206,677.68	1/4	206,907.88	1/4	207,138.08	1/4	207,368.28	1/4	207,598.48
5/16	206,454.68	5/16	206,684.88	5/16	206,915.08	5/16	207,145.28	5/16	207,375.48	5/16	207,605.67
3/8	206,461.87	3/8	206,692.07	3/8	206,922.27	3/8	207,152.47	3/8	207,382.67	3/8	207,612.87
7/16	206,469.07	7/16	206,699.26	7/16	206,929.46	7/16	207,159.66	7/16	207,389.86	7/16	207,620.06
1/2	206,476.26	1/2	206,706.46	1/2	206,936.66	1/2	207,166.86	1/2	207,397.06	1/2	207,627.26
9/16	206,483.45	9/16	206,713.65	9/16	206,943.85	9/16	207,174.05	9/16	207,404.25	9/16	207,634.45
5/8	206,490.65	5/8	206,720.85	5/8	206,951.05	5/8	207,181.24	5/8	207,411.44	5/8	207,641.64
11/16	206,497.84	11/16	206,728.04	11/16	206,958.24	11/16	207,188.44	11/16	207,418.64	11/16	207,648.84
3/4	206,505.03	3/4	206,735.23	3/4	206,965.43	3/4	207,195.63	3/4	207,425.83	3/4	207,656.03
13/16	206,512.23	13/16	206,742.43	13/16	206,972.63	13/16	207,202.83	13/16	207,433.03	13/16	207,663.22
7/8	206,519.42	7/8	206,749.62	7/8	206,979.82	7/8	207,210.02	7/8	207,440.22	7/8	207,670.42
15/16	206,526.62	15/16	206,756.81	15/16	206,987.01	15/16	207,217.21	15/16	207,447.41	15/16	207,677.61
3	206,533.81	5	206,764.01	7	206,994.21	9	207,224.41	11	207,454.61	1	207,684.81
1/16	206,541.00	1/16	206,771.20	1/16	207,001.40	1/16	207,231.60	1/16	207,461.80	1/16	207,692.00
1/8	206,548.20	1/8	206,778.40	1/8	207,008.60	1/8	207,238.79	1/8	207,468.99	1/8	207,699.19
3/16	206,555.39	3/16	206,785.59	3/16	207,015.79	3/16	207,245.99	3/16	207,476.19	3/16	207,706.39
1/4	206,562.58	1/4	206,792.78	1/4	207,022.98	1/4	207,253.18	1/4	207,483.38	1/4	207,713.58
5/16	206,569.78	5/16	206,799.98	5/16	207,030.18	5/16	207,260.38	5/16	207,490.58	5/16	207,720.77
3/8	206,576.97	3/8	206,807.17	3/8	207,037.37	3/8	207,267.57	3/8	207,497.77	3/8	207,727.97
7/16	206,584.17	7/16	206,814.36	7/16	207,044.56	7/16	207,274.76	7/16	207,504.96	7/16	207,735.16
1/2	206,591.36	1/2	206,821.56	1/2	207,051.76	1/2	207,281.96	1/2	207,512.16	1/2	207,742.36
9/16	206,598.55	9/16	206,828.75	9/16	207,058.95	9/16	207,289.15	9/16	207,519.35	9/16	207,749.55
5/8	206,605.75	5/8	206,835.95	5/8	207,066.15	5/8	207,296.34	5/8	207,526.54	5/8	207,756.74
11/16	206,612.94	11/16	206,843.14	11/16	207,073.34	11/16	207,303.54	11/16	207,533.74	11/16	207,763.94
3/4	206,620.13	3/4	206,850.33	3/4	207,080.53	3/4	207,310.73	3/4	207,540.93	3/4	207,771.13
13/16	206,627.33	13/16	206,857.53	13/16	207,087.73	13/16	207,317.93	13/16	207,548.13	13/16	207,778.32
7/8	206,634.52	7/8	206,864.72	7/8	207,094.92	7/8	207,325.12	7/8	207,555.32	7/8	207,785.52
15/16	206,641.71	15/16	206,871.91	15/16	207,102.11	15/16	207,332.31	15/16	207,562.51	15/16	207,792.71

This chart is Certified for Tank: 6 only. No changes are permissible without the written consent of GAUGE POINT CALIBRATION.

For calibration specification information, see certificate on page 1.

Tank No: 6
GAUGE POINT CALIBRATION
1-800-205-TANK

Red Hill, Pearl Harbor, HI

Issue Date: 12/22/2006

Capacities given in barrels of 42 U.S. gallons.

Gauge Height: 257'-07 7/8"

in/in	166 FT	in/in	166 FT	in/in	166 FT	in/in	166 FT	in/in	166 FT	in/in	167 FT
2	207,799.91	4	208,030.11	6	208,260.30	8	208,490.50	10	208,720.70	0	208,950.90
1/16	207,807.10	1/16	208,037.30	1/16	208,267.50	1/16	208,497.70	1/16	208,727.90	1/16	208,958.10
1/8	207,814.29	1/8	208,044.49	1/8	208,274.69	1/8	208,504.89	1/8	208,735.09	1/8	208,965.29
3/16	207,821.49	3/16	208,051.69	3/16	208,281.89	3/16	208,512.09	3/16	208,742.28	3/16	208,972.48
1/4	207,828.68	1/4	208,058.88	1/4	208,289.08	1/4	208,519.28	1/4	208,749.48	1/4	208,979.68
5/16	207,835.87	5/16	208,066.07	5/16	208,296.27	5/16	208,526.47	5/16	208,756.67	5/16	208,986.87
3/8	207,843.07	3/8	208,073.27	3/8	208,303.47	3/8	208,533.67	3/8	208,763.87	3/8	208,994.07
7/16	207,850.26	7/16	208,080.46	7/16	208,310.66	7/16	208,540.86	7/16	208,771.06	7/16	209,001.26
1/2	207,857.46	1/2	208,087.65	1/2	208,317.85	1/2	208,548.05	1/2	208,778.25	1/2	209,008.45
9/16	207,864.65	9/16	208,094.85	9/16	208,325.05	9/16	208,555.25	9/16	208,785.45	9/16	209,015.65
5/8	207,871.84	5/8	208,102.04	5/8	208,332.24	5/8	208,562.44	5/8	208,792.64	5/8	209,022.84
11/16	207,879.04	11/16	208,109.24	11/16	208,339.44	11/16	208,569.63	11/16	208,799.83	11/16	209,030.03
3/4	207,886.23	3/4	208,116.43	3/4	208,346.63	3/4	208,576.83	3/4	208,807.03	3/4	209,037.23
13/16	207,893.42	13/16	208,123.62	13/16	208,353.82	13/16	208,584.02	13/16	208,814.22	13/16	209,044.42
7/8	207,900.62	7/8	208,130.82	7/8	208,361.02	7/8	208,591.22	7/8	208,821.42	7/8	209,051.61
15/16	207,907.81	15/16	208,138.01	15/16	208,368.21	15/16	208,598.41	15/16	208,828.61	15/16	209,058.81
3	207,915.01	5	208,145.20	7	208,375.40	9	208,605.60	11	208,835.80	1	209,066.00
1/16	207,922.20	1/16	208,152.40	1/16	208,382.60	1/16	208,612.80	1/16	208,843.00	1/16	209,073.20
1/8	207,929.39	1/8	208,159.59	1/8	208,389.79	1/8	208,619.99	1/8	208,850.19	1/8	209,080.39
3/16	207,936.59	3/16	208,166.79	3/16	208,396.99	3/16	208,627.18	3/16	208,857.38	3/16	209,087.58
1/4	207,943.78	1/4	208,173.98	1/4	208,404.18	1/4	208,634.38	1/4	208,864.58	1/4	209,094.78
5/16	207,950.97	5/16	208,181.17	5/16	208,411.37	5/16	208,641.57	5/16	208,871.77	5/16	209,101.97
3/8	207,958.17	3/8	208,188.37	3/8	208,418.57	3/8	208,648.77	3/8	208,878.97	3/8	209,109.16
7/16	207,965.36	7/16	208,195.56	7/16	208,425.76	7/16	208,655.96	7/16	208,886.16	7/16	209,116.36
1/2	207,972.56	1/2	208,202.75	1/2	208,432.95	1/2	208,663.15	1/2	208,893.35	1/2	209,123.55
9/16	207,979.75	9/16	208,209.95	9/16	208,440.15	9/16	208,670.35	9/16	208,900.55	9/16	209,130.75
5/8	207,986.94	5/8	208,217.14	5/8	208,447.34	5/8	208,677.54	5/8	208,907.74	5/8	209,137.94
11/16	207,994.14	11/16	208,224.34	11/16	208,454.54	11/16	208,684.73	11/16	208,914.93	11/16	209,145.13
3/4	208,001.33	3/4	208,231.53	3/4	208,461.73	3/4	208,691.93	3/4	208,922.13	3/4	209,152.33
13/16	208,008.52	13/16	208,238.72	13/16	208,468.92	13/16	208,699.12	13/16	208,929.32	13/16	209,159.52
7/8	208,015.72	7/8	208,245.92	7/8	208,476.12	7/8	208,706.32	7/8	208,936.52	7/8	209,166.71
15/16	208,022.91	15/16	208,253.11	15/16	208,483.31	15/16	208,713.51	15/16	208,943.71	15/16	209,173.91

This chart is Certified for Tank: 6 only. No changes are permissible without the written consent of GAUGE POINT CALIBRATION.

For calibration specification information, see certificate on page 1.

Tank No: 6
GAUGE POINT CALIBRATION
1-800-205-TANK

Red Hill, Pearl Harbor, HI

Issue Date: 12/22/2006

Capacities given in barrels of 42 U.S. gallons.

Gauge Height: 257'-07 7/8"

in/in	167 FT	in/in	167 FT	in/in	167 FT	in/in	167 FT	in/in	167 FT	in/in	168 FT
2	209,181.10	4	209,411.30	6	209,641.50	8	209,871.70	10	210,101.90	0	210,332.10
1/16	209,188.30	1/16	209,418.50	1/16	209,648.69	1/16	209,878.89	1/16	210,109.09	1/16	210,339.29
1/8	209,195.49	1/8	209,425.69	1/8	209,655.89	1/8	209,886.09	1/8	210,116.29	1/8	210,346.49
3/16	209,202.68	3/16	209,432.88	3/16	209,663.08	3/16	209,893.28	3/16	210,123.48	3/16	210,353.68
1/4	209,209.88	1/4	209,440.08	1/4	209,670.28	1/4	209,900.48	1/4	210,130.67	1/4	210,360.87
5/16	209,217.07	5/16	209,447.27	5/16	209,677.47	5/16	209,907.67	5/16	210,137.87	5/16	210,368.07
3/8	209,224.26	3/8	209,454.46	3/8	209,684.66	3/8	209,914.86	3/8	210,145.06	3/8	210,375.26
7/16	209,231.46	7/16	209,461.66	7/16	209,691.86	7/16	209,922.06	7/16	210,152.26	7/16	210,382.46
1/2	209,238.65	1/2	209,468.85	1/2	209,699.05	1/2	209,929.25	1/2	210,159.45	1/2	210,389.65
9/16	209,245.85	9/16	209,476.05	9/16	209,706.24	9/16	209,936.44	9/16	210,166.64	9/16	210,396.84
5/8	209,253.04	5/8	209,483.24	5/8	209,713.44	5/8	209,943.64	5/8	210,173.84	5/8	210,404.04
11/16	209,260.23	11/16	209,490.43	11/16	209,720.63	11/16	209,950.83	11/16	210,181.03	11/16	210,411.23
3/4	209,267.43	3/4	209,497.63	3/4	209,727.83	3/4	209,958.03	3/4	210,188.22	3/4	210,418.42
13/16	209,274.62	13/16	209,504.82	13/16	209,735.02	13/16	209,965.22	13/16	210,195.42	13/16	210,425.62
7/8	209,281.81	7/8	209,512.01	7/8	209,742.21	7/8	209,972.41	7/8	210,202.61	7/8	210,432.81
15/16	209,289.01	15/16	209,519.21	15/16	209,749.41	15/16	209,979.61	15/16	210,209.81	15/16	210,440.01
3	209,296.20	5	209,526.40	7	209,756.60	9	209,986.80	11	210,217.00	1	210,447.20
1/16	209,303.40	1/16	209,533.59	1/16	209,763.79	1/16	209,993.99	1/16	210,224.19	1/16	210,454.39
1/8	209,310.59	1/8	209,540.79	1/8	209,770.99	1/8	210,001.19	1/8	210,231.39	1/8	210,461.59
3/16	209,317.78	3/16	209,547.98	3/16	209,778.18	3/16	210,008.38	3/16	210,238.58	3/16	210,468.78
1/4	209,324.98	1/4	209,555.18	1/4	209,785.38	1/4	210,015.57	1/4	210,245.77	1/4	210,475.97
5/16	209,332.17	5/16	209,562.37	5/16	209,792.57	5/16	210,022.77	5/16	210,252.97	5/16	210,483.17
3/8	209,339.36	3/8	209,569.56	3/8	209,799.76	3/8	210,029.96	3/8	210,260.16	3/8	210,490.36
7/16	209,346.56	7/16	209,576.76	7/16	209,806.96	7/16	210,037.16	7/16	210,267.36	7/16	210,497.55
1/2	209,353.75	1/2	209,583.95	1/2	209,814.15	1/2	210,044.35	1/2	210,274.55	1/2	210,504.75
9/16	209,360.95	9/16	209,591.14	9/16	209,821.34	9/16	210,051.54	9/16	210,281.74	9/16	210,511.94
5/8	209,368.14	5/8	209,598.34	5/8	209,828.54	5/8	210,058.74	5/8	210,288.94	5/8	210,519.14
11/16	209,375.33	11/16	209,605.53	11/16	209,835.73	11/16	210,065.93	11/16	210,296.13	11/16	210,526.33
3/4	209,382.53	3/4	209,612.73	3/4	209,842.93	3/4	210,073.12	3/4	210,303.32	3/4	210,533.52
13/16	209,389.72	13/16	209,619.92	13/16	209,850.12	13/16	210,080.32	13/16	210,310.52	13/16	210,540.72
7/8	209,396.91	7/8	209,627.11	7/8	209,857.31	7/8	210,087.51	7/8	210,317.71	7/8	210,547.91
15/16	209,404.11	15/16	209,634.31	15/16	209,864.51	15/16	210,094.71	15/16	210,324.91	15/16	210,555.10

This chart is Certified for Tank: 6 only. No changes are permissible without the written consent of GAUGE POINT CALIBRATION.

For calibration specification information, see certificate on page 1.

Tank No: 6
GAUGE POINT CALIBRATION
1-800-205-TANK

Red Hill, Pearl Harbor, HI

Issue Date: 12/22/2006

Capacities given in barrels of 42 U.S. gallons.

Gauge Height: 257'-07 7/8"

in/in	168 FT	in/in	168 FT	in/in	168 FT	in/in	168 FT	in/in	168 FT	in/in	169 FT
2	210,562.30	4	210,792.50	6	211,022.70	8	211,253.00	10	211,483.30	0	211,713.61
1/16	210,569.49	1/16	210,799.69	1/16	211,029.89	1/16	211,260.20	1/16	211,490.50	1/16	211,720.81
1/8	210,576.69	1/8	210,806.89	1/8	211,037.09	1/8	211,267.39	1/8	211,497.70	1/8	211,728.00
3/16	210,583.88	3/16	210,814.08	3/16	211,044.29	3/16	211,274.59	3/16	211,504.90	3/16	211,735.20
1/4	210,591.07	1/4	210,821.27	1/4	211,051.49	1/4	211,281.79	1/4	211,512.09	1/4	211,742.40
5/16	210,598.27	5/16	210,828.47	5/16	211,058.68	5/16	211,288.99	5/16	211,519.29	5/16	211,749.59
3/8	210,605.46	3/8	210,835.66	3/8	211,065.88	3/8	211,296.18	3/8	211,526.49	3/8	211,756.79
7/16	210,612.65	7/16	210,842.85	7/16	211,073.08	7/16	211,303.38	7/16	211,533.68	7/16	211,763.99
1/2	210,619.85	1/2	210,850.05	1/2	211,080.27	1/2	211,310.58	1/2	211,540.88	1/2	211,771.18
9/16	210,627.04	9/16	210,857.24	9/16	211,087.47	9/16	211,317.77	9/16	211,548.08	9/16	211,778.38
5/8	210,634.24	5/8	210,864.44	5/8	211,094.67	5/8	211,324.97	5/8	211,555.27	5/8	211,785.58
11/16	210,641.43	11/16	210,871.63	11/16	211,101.86	11/16	211,332.17	11/16	211,562.47	11/16	211,792.77
3/4	210,648.62	3/4	210,878.82	3/4	211,109.06	3/4	211,339.36	3/4	211,569.67	3/4	211,799.97
13/16	210,655.82	13/16	210,886.02	13/16	211,116.26	13/16	211,346.56	13/16	211,576.87	13/16	211,807.17
7/8	210,663.01	7/8	210,893.21	7/8	211,123.46	7/8	211,353.76	7/8	211,584.06	7/8	211,814.37
15/16	210,670.20	15/16	210,900.40	15/16	211,130.65	15/16	211,360.96	15/16	211,591.26	15/16	211,821.56
3	210,677.40	5	210,907.60	7	211,137.85	9	211,368.15	11	211,598.46	1	211,828.76
1/16	210,684.59	1/16	210,914.79	1/16	211,145.05	1/16	211,375.35	1/16	211,605.65	1/16	211,835.96
1/8	210,691.79	1/8	210,921.99	1/8	211,152.24	1/8	211,382.55	1/8	211,612.85	1/8	211,843.15
3/16	210,698.98	3/16	210,929.18	3/16	211,159.44	3/16	211,389.74	3/16	211,620.05	3/16	211,850.35
1/4	210,706.17	1/4	210,936.37	1/4	211,166.64	1/4	211,396.94	1/4	211,627.24	1/4	211,857.55
5/16	210,713.37	5/16	210,943.57	5/16	211,173.83	5/16	211,404.14	5/16	211,634.44	5/16	211,864.74
3/8	210,720.56	3/8	210,950.76	3/8	211,181.03	3/8	211,411.33	3/8	211,641.64	3/8	211,871.94
7/16	210,727.75	7/16	210,957.95	7/16	211,188.23	7/16	211,418.53	7/16	211,648.84	7/16	211,879.14
1/2	210,734.95	1/2	210,965.15	1/2	211,195.43	1/2	211,425.73	1/2	211,656.03	1/2	211,886.34
9/16	210,742.14	9/16	210,972.34	9/16	211,202.62	9/16	211,432.93	9/16	211,663.23	9/16	211,893.53
5/8	210,749.34	5/8	210,979.53	5/8	211,209.82	5/8	211,440.12	5/8	211,670.43	5/8	211,900.73
11/16	210,756.53	11/16	210,986.73	11/16	211,217.02	11/16	211,447.32	11/16	211,677.62	11/16	211,907.93
3/4	210,763.72	3/4	210,993.92	3/4	211,224.21	3/4	211,454.52	3/4	211,684.82	3/4	211,915.12
13/16	210,770.92	13/16	211,001.12	13/16	211,231.41	13/16	211,461.71	13/16	211,692.02	13/16	211,922.32
7/8	210,778.11	7/8	211,008.31	7/8	211,238.61	7/8	211,468.91	7/8	211,699.21	7/8	211,929.52
15/16	210,785.30	15/16	211,015.50	15/16	211,245.80	15/16	211,476.11	15/16	211,706.41	15/16	211,936.71

This chart is Certified for Tank: 6 only. No changes are permissible without the written consent of GAUGE POINT CALIBRATION.

For calibration specification information, see certificate on page 1.

Tank No: 6
GAUGE POINT CALIBRATION
1-800-205-TANK

Red Hill, Pearl Harbor, HI

Issue Date: 12/22/2006

Capacities given in barrels of 42 U.S. gallons.

Gauge Height: 257'-07 7/8"

in/in	169 FT	in/in	169 FT	in/in	169 FT	in/in	169 FT	in/in	169 FT	in/in	170 FT
2	211,943.91	4	212,174.22	6	212,404.52	8	212,634.82	10	212,865.13	0	213,095.43
1/16	211,951.11	1/16	212,181.41	1/16	212,411.72	1/16	212,642.02	1/16	212,872.32	1/16	213,102.63
1/8	211,958.31	1/8	212,188.61	1/8	212,418.91	1/8	212,649.22	1/8	212,879.52	1/8	213,109.82
3/16	211,965.50	3/16	212,195.81	3/16	212,426.11	3/16	212,656.41	3/16	212,886.72	3/16	213,117.02
1/4	211,972.70	1/4	212,203.00	1/4	212,433.31	1/4	212,663.61	1/4	212,893.91	1/4	213,124.22
5/16	211,979.90	5/16	212,210.20	5/16	212,440.50	5/16	212,670.81	5/16	212,901.11	5/16	213,131.41
3/8	211,987.09	3/8	212,217.40	3/8	212,447.70	3/8	212,678.00	3/8	212,908.31	3/8	213,138.61
7/16	211,994.29	7/16	212,224.59	7/16	212,454.90	7/16	212,685.20	7/16	212,915.51	7/16	213,145.81
1/2	212,001.49	1/2	212,231.79	1/2	212,462.09	1/2	212,692.40	1/2	212,922.70	1/2	213,153.01
9/16	212,008.68	9/16	212,238.99	9/16	212,469.29	9/16	212,699.60	9/16	212,929.90	9/16	213,160.20
5/8	212,015.88	5/8	212,246.19	5/8	212,476.49	5/8	212,706.79	5/8	212,937.10	5/8	213,167.40
11/16	212,023.08	11/16	212,253.38	11/16	212,483.69	11/16	212,713.99	11/16	212,944.29	11/16	213,174.60
3/4	212,030.28	3/4	212,260.58	3/4	212,490.88	3/4	212,721.19	3/4	212,951.49	3/4	213,181.79
13/16	212,037.47	13/16	212,267.78	13/16	212,498.08	13/16	212,728.38	13/16	212,958.69	13/16	213,188.99
7/8	212,044.67	7/8	212,274.97	7/8	212,505.28	7/8	212,735.58	7/8	212,965.88	7/8	213,196.19
15/16	212,051.87	15/16	212,282.17	15/16	212,512.47	15/16	212,742.78	15/16	212,973.08	15/16	213,203.38
3	212,059.06	5	212,289.37	7	212,519.67	9	212,749.97	11	212,980.28	1	213,210.58
1/16	212,066.26	1/16	212,296.56	1/16	212,526.87	1/16	212,757.17	1/16	212,987.47	1/16	213,217.78
1/8	212,073.46	1/8	212,303.76	1/8	212,534.06	1/8	212,764.37	1/8	212,994.67	1/8	213,224.98
3/16	212,080.65	3/16	212,310.96	3/16	212,541.26	3/16	212,771.57	3/16	213,001.87	3/16	213,232.17
1/4	212,087.85	1/4	212,318.16	1/4	212,548.46	1/4	212,778.76	1/4	213,009.07	1/4	213,239.37
5/16	212,095.05	5/16	212,325.35	5/16	212,555.66	5/16	212,785.96	5/16	213,016.26	5/16	213,246.57
3/8	212,102.25	3/8	212,332.55	3/8	212,562.85	3/8	212,793.16	3/8	213,023.46	3/8	213,253.76
7/16	212,109.44	7/16	212,339.75	7/16	212,570.05	7/16	212,800.35	7/16	213,030.66	7/16	213,260.96
1/2	212,116.64	1/2	212,346.94	1/2	212,577.25	1/2	212,807.55	1/2	213,037.85	1/2	213,268.16
9/16	212,123.84	9/16	212,354.14	9/16	212,584.44	9/16	212,814.75	9/16	213,045.05	9/16	213,275.35
5/8	212,131.03	5/8	212,361.34	5/8	212,591.64	5/8	212,821.94	5/8	213,052.25	5/8	213,282.55
11/16	212,138.23	11/16	212,368.53	11/16	212,598.84	11/16	212,829.14	11/16	213,059.44	11/16	213,289.75
3/4	212,145.43	3/4	212,375.73	3/4	212,606.03	3/4	212,836.34	3/4	213,066.64	3/4	213,296.95
13/16	212,152.62	13/16	212,382.93	13/16	212,613.23	13/16	212,843.54	13/16	213,073.84	13/16	213,304.14
7/8	212,159.82	7/8	212,390.12	7/8	212,620.43	7/8	212,850.73	7/8	213,081.04	7/8	213,311.34
15/16	212,167.02	15/16	212,397.32	15/16	212,627.63	15/16	212,857.93	15/16	213,088.23	15/16	213,318.54

This chart is Certified for Tank: 6 only. No changes are permissible without the written consent of GAUGE POINT CALIBRATION.

For calibration specification information, see certificate on page 1.

Tank No: 6
GAUGE POINT CALIBRATION
1-800-205-TANK

Red Hill, Pearl Harbor, HI

Issue Date: 12/22/2006

Capacities given in barrels of 42 U.S. gallons.

Gauge Height: 257'-07 7/8"

in/in	170 FT	in/in	170 FT	in/in	170 FT	in/in	170 FT	in/in	170 FT	in/in	171 FT
2	213,325.73	4	213,556.04	6	213,786.34	8	214,016.64	10	214,246.95	0	214,477.25
1/16	213,332.93	1/16	213,563.23	1/16	213,793.54	1/16	214,023.84	1/16	214,254.14	1/16	214,484.45
1/8	213,340.13	1/8	213,570.43	1/8	213,800.73	1/8	214,031.04	1/8	214,261.34	1/8	214,491.65
3/16	213,347.32	3/16	213,577.63	3/16	213,807.93	3/16	214,038.24	3/16	214,268.54	3/16	214,498.84
1/4	213,354.52	1/4	213,584.82	1/4	213,815.13	1/4	214,045.43	1/4	214,275.74	1/4	214,506.04
5/16	213,361.72	5/16	213,592.02	5/16	213,822.33	5/16	214,052.63	5/16	214,282.93	5/16	214,513.24
3/8	213,368.92	3/8	213,599.22	3/8	213,829.52	3/8	214,059.83	3/8	214,290.13	3/8	214,520.43
7/16	213,376.11	7/16	213,606.42	7/16	213,836.72	7/16	214,067.02	7/16	214,297.33	7/16	214,527.63
1/2	213,383.31	1/2	213,613.61	1/2	213,843.92	1/2	214,074.22	1/2	214,304.52	1/2	214,534.83
9/16	213,390.51	9/16	213,620.81	9/16	213,851.11	9/16	214,081.42	9/16	214,311.72	9/16	214,542.02
5/8	213,397.70	5/8	213,628.01	5/8	213,858.31	5/8	214,088.61	5/8	214,318.92	5/8	214,549.22
11/16	213,404.90	11/16	213,635.20	11/16	213,865.51	11/16	214,095.81	11/16	214,326.11	11/16	214,556.42
3/4	213,412.10	3/4	213,642.40	3/4	213,872.70	3/4	214,103.01	3/4	214,333.31	3/4	214,563.62
13/16	213,419.29	13/16	213,649.60	13/16	213,879.90	13/16	214,110.20	13/16	214,340.51	13/16	214,570.81
7/8	213,426.49	7/8	213,656.79	7/8	213,887.10	7/8	214,117.40	7/8	214,347.71	7/8	214,578.01
15/16	213,433.69	15/16	213,663.99	15/16	213,894.30	15/16	214,124.60	15/16	214,354.90	15/16	214,585.21
3	213,440.89	5	213,671.19	7	213,901.49	9	214,131.80	11	214,362.10	1	214,592.40
1/16	213,448.08	1/16	213,678.39	1/16	213,908.69	1/16	214,138.99	1/16	214,369.30	1/16	214,599.60
1/8	213,455.28	1/8	213,685.58	1/8	213,915.89	1/8	214,146.19	1/8	214,376.49	1/8	214,606.80
3/16	213,462.48	3/16	213,692.78	3/16	213,923.08	3/16	214,153.39	3/16	214,383.69	3/16	214,613.99
1/4	213,469.67	1/4	213,699.98	1/4	213,930.28	1/4	214,160.58	1/4	214,390.89	1/4	214,621.19
5/16	213,476.87	5/16	213,707.17	5/16	213,937.48	5/16	214,167.78	5/16	214,398.08	5/16	214,628.39
3/8	213,484.07	3/8	213,714.37	3/8	213,944.67	3/8	214,174.98	3/8	214,405.28	3/8	214,635.59
7/16	213,491.26	7/16	213,721.57	7/16	213,951.87	7/16	214,182.17	7/16	214,412.48	7/16	214,642.78
1/2	213,498.46	1/2	213,728.76	1/2	213,959.07	1/2	214,189.37	1/2	214,419.68	1/2	214,649.98
9/16	213,505.66	9/16	213,735.96	9/16	213,966.27	9/16	214,196.57	9/16	214,426.87	9/16	214,657.18
5/8	213,512.85	5/8	213,743.16	5/8	213,973.46	5/8	214,203.77	5/8	214,434.07	5/8	214,664.37
11/16	213,520.05	11/16	213,750.36	11/16	213,980.66	11/16	214,210.96	11/16	214,441.27	11/16	214,671.57
3/4	213,527.25	3/4	213,757.55	3/4	213,987.86	3/4	214,218.16	3/4	214,448.46	3/4	214,678.77
13/16	213,534.45	13/16	213,764.75	13/16	213,995.05	13/16	214,225.36	13/16	214,455.66	13/16	214,685.96
7/8	213,541.64	7/8	213,771.95	7/8	214,002.25	7/8	214,232.55	7/8	214,462.86	7/8	214,693.16
15/16	213,548.84	15/16	213,779.14	15/16	214,009.45	15/16	214,239.75	15/16	214,470.05	15/16	214,700.36

This chart is Certified for Tank: 6 only. No changes are permissible without the written consent of GAUGE POINT CALIBRATION.

For calibration specification information, see certificate on page 1.

Tank No: 6
GAUGE POINT CALIBRATION
1-800-205-TANK

Red Hill, Pearl Harbor, HI

Issue Date: 12/22/2006

Capacities given in barrels of 42 U.S. gallons.

Gauge Height: 257'-07 7/8"

in/in	171 FT	in/in	171 FT	in/in	171 FT	in/in	171 FT	in/in	171 FT	in/in	172 FT
2	214,707.55	4	214,937.86	6	215,168.16	8	215,398.47	10	215,628.77	0	215,859.07
1/16	214,714.75	1/16	214,945.06	1/16	215,175.36	1/16	215,405.66	1/16	215,635.97	1/16	215,866.27
1/8	214,721.95	1/8	214,952.25	1/8	215,182.56	1/8	215,412.86	1/8	215,643.16	1/8	215,873.47
3/16	214,729.15	3/16	214,959.45	3/16	215,189.75	3/16	215,420.06	3/16	215,650.36	3/16	215,880.66
1/4	214,736.34	1/4	214,966.65	1/4	215,196.95	1/4	215,427.25	1/4	215,657.56	1/4	215,887.86
5/16	214,743.54	5/16	214,973.84	5/16	215,204.15	5/16	215,434.45	5/16	215,664.75	5/16	215,895.06
3/8	214,750.74	3/8	214,981.04	3/8	215,211.34	3/8	215,441.65	3/8	215,671.95	3/8	215,902.25
7/16	214,757.93	7/16	214,988.24	7/16	215,218.54	7/16	215,448.84	7/16	215,679.15	7/16	215,909.45
1/2	214,765.13	1/2	214,995.43	1/2	215,225.74	1/2	215,456.04	1/2	215,686.35	1/2	215,916.65
9/16	214,772.33	9/16	215,002.63	9/16	215,232.93	9/16	215,463.24	9/16	215,693.54	9/16	215,923.85
5/8	214,779.52	5/8	215,009.83	5/8	215,240.13	5/8	215,470.44	5/8	215,700.74	5/8	215,931.04
11/16	214,786.72	11/16	215,017.03	11/16	215,247.33	11/16	215,477.63	11/16	215,707.94	11/16	215,938.24
3/4	214,793.92	3/4	215,024.22	3/4	215,254.53	3/4	215,484.83	3/4	215,715.13	3/4	215,945.44
13/16	214,801.12	13/16	215,031.42	13/16	215,261.72	13/16	215,492.03	13/16	215,722.33	13/16	215,952.63
7/8	214,808.31	7/8	215,038.62	7/8	215,268.92	7/8	215,499.22	7/8	215,729.53	7/8	215,959.83
15/16	214,815.51	15/16	215,045.81	15/16	215,276.12	15/16	215,506.42	15/16	215,736.72	15/16	215,967.03
3	214,822.71	5	215,053.01	7	215,283.31	9	215,513.62	11	215,743.92	1	215,974.22
1/16	214,829.90	1/16	215,060.21	1/16	215,290.51	1/16	215,520.81	1/16	215,751.12	1/16	215,981.42
1/8	214,837.10	1/8	215,067.40	1/8	215,297.71	1/8	215,528.01	1/8	215,758.32	1/8	215,988.62
3/16	214,844.30	3/16	215,074.60	3/16	215,304.90	3/16	215,535.21	3/16	215,765.51	3/16	215,995.82
1/4	214,851.49	1/4	215,081.80	1/4	215,312.10	1/4	215,542.41	1/4	215,772.71	1/4	216,003.01
5/16	214,858.69	5/16	215,089.00	5/16	215,319.30	5/16	215,549.60	5/16	215,779.91	5/16	216,010.21
3/8	214,865.89	3/8	215,096.19	3/8	215,326.50	3/8	215,556.80	3/8	215,787.10	3/8	216,017.41
7/16	214,873.09	7/16	215,103.39	7/16	215,333.69	7/16	215,564.00	7/16	215,794.30	7/16	216,024.60
1/2	214,880.28	1/2	215,110.59	1/2	215,340.89	1/2	215,571.19	1/2	215,801.50	1/2	216,031.80
9/16	214,887.48	9/16	215,117.78	9/16	215,348.09	9/16	215,578.39	9/16	215,808.69	9/16	216,039.00
5/8	214,894.68	5/8	215,124.98	5/8	215,355.28	5/8	215,585.59	5/8	215,815.89	5/8	216,046.19
11/16	214,901.87	11/16	215,132.18	11/16	215,362.48	11/16	215,592.78	11/16	215,823.09	11/16	216,053.39
3/4	214,909.07	3/4	215,139.37	3/4	215,369.68	3/4	215,599.98	3/4	215,830.28	3/4	216,060.59
13/16	214,916.27	13/16	215,146.57	13/16	215,376.87	13/16	215,607.18	13/16	215,837.48	13/16	216,067.79
7/8	214,923.46	7/8	215,153.77	7/8	215,384.07	7/8	215,614.38	7/8	215,844.68	7/8	216,074.98
15/16	214,930.66	15/16	215,160.97	15/16	215,391.27	15/16	215,621.57	15/16	215,851.88	15/16	216,082.18

This chart is Certified for Tank: 6 only. No changes are permissible without the written consent of GAUGE POINT CALIBRATION.

For calibration specification information, see certificate on page 1.

Tank No: 6
GAUGE POINT CALIBRATION
1-800-205-TANK

Red Hill, Pearl Harbor, HI

Issue Date: 12/22/2006

Capacities given in barrels of 42 U.S. gallons.

Gauge Height: 257'-07 7/8"

in/in	172 FT	in/in	172 FT	in/in	172 FT	in/in	172 FT	in/in	172 FT	in/in	173 FT
2	216,089.38	4	216,319.68	6	216,549.98	8	216,780.29	10	217,010.59	0	217,240.89
1/16	216,096.57	1/16	216,326.88	1/16	216,557.18	1/16	216,787.48	1/16	217,017.79	1/16	217,248.09
1/8	216,103.77	1/8	216,334.07	1/8	216,564.38	1/8	216,794.68	1/8	217,024.98	1/8	217,255.29
3/16	216,110.97	3/16	216,341.27	3/16	216,571.57	3/16	216,801.88	3/16	217,032.18	3/16	217,262.49
1/4	216,118.16	1/4	216,348.47	1/4	216,578.77	1/4	216,809.08	1/4	217,039.38	1/4	217,269.68
5/16	216,125.36	5/16	216,355.67	5/16	216,585.97	5/16	216,816.27	5/16	217,046.58	5/16	217,276.88
3/8	216,132.56	3/8	216,362.86	3/8	216,593.17	3/8	216,823.47	3/8	217,053.77	3/8	217,284.08
7/16	216,139.76	7/16	216,370.06	7/16	216,600.36	7/16	216,830.67	7/16	217,060.97	7/16	217,291.27
1/2	216,146.95	1/2	216,377.26	1/2	216,607.56	1/2	216,837.86	1/2	217,068.17	1/2	217,298.47
9/16	216,154.15	9/16	216,384.45	9/16	216,614.76	9/16	216,845.06	9/16	217,075.36	9/16	217,305.67
5/8	216,161.35	5/8	216,391.65	5/8	216,621.95	5/8	216,852.26	5/8	217,082.56	5/8	217,312.86
11/16	216,168.54	11/16	216,398.85	11/16	216,629.15	11/16	216,859.45	11/16	217,089.76	11/16	217,320.06
3/4	216,175.74	3/4	216,406.04	3/4	216,636.35	3/4	216,866.65	3/4	217,096.95	3/4	217,327.26
13/16	216,182.94	13/16	216,413.24	13/16	216,643.54	13/16	216,873.85	13/16	217,104.15	13/16	217,334.46
7/8	216,190.13	7/8	216,420.44	7/8	216,650.74	7/8	216,881.05	7/8	217,111.35	7/8	217,341.65
15/16	216,197.33	15/16	216,427.63	15/16	216,657.94	15/16	216,888.24	15/16	217,118.55	15/16	217,348.85
3	216,204.53	5	216,434.83	7	216,665.14	9	216,895.44	11	217,125.74	1	217,356.05
1/16	216,211.73	1/16	216,442.03	1/16	216,672.33	1/16	216,902.64	1/16	217,132.94	1/16	217,363.24
1/8	216,218.92	1/8	216,449.23	1/8	216,679.53	1/8	216,909.83	1/8	217,140.14	1/8	217,370.44
3/16	216,226.12	3/16	216,456.42	3/16	216,686.73	3/16	216,917.03	3/16	217,147.33	3/16	217,377.64
1/4	216,233.32	1/4	216,463.62	1/4	216,693.92	1/4	216,924.23	1/4	217,154.53	1/4	217,384.83
5/16	216,240.51	5/16	216,470.82	5/16	216,701.12	5/16	216,931.42	5/16	217,161.73	5/16	217,392.03
3/8	216,247.71	3/8	216,478.01	3/8	216,708.32	3/8	216,938.62	3/8	217,168.92	3/8	217,399.23
7/16	216,254.91	7/16	216,485.21	7/16	216,715.51	7/16	216,945.82	7/16	217,176.12	7/16	217,406.43
1/2	216,262.10	1/2	216,492.41	1/2	216,722.71	1/2	216,953.02	1/2	217,183.32	1/2	217,413.62
9/16	216,269.30	9/16	216,499.60	9/16	216,729.91	9/16	216,960.21	9/16	217,190.52	9/16	217,420.82
5/8	216,276.50	5/8	216,506.80	5/8	216,737.11	5/8	216,967.41	5/8	217,197.71	5/8	217,428.02
11/16	216,283.70	11/16	216,514.00	11/16	216,744.30	11/16	216,974.61	11/16	217,204.91	11/16	217,435.21
3/4	216,290.89	3/4	216,521.20	3/4	216,751.50	3/4	216,981.80	3/4	217,212.11	3/4	217,442.41
13/16	216,298.09	13/16	216,528.39	13/16	216,758.70	13/16	216,989.00	13/16	217,219.30	13/16	217,449.61
7/8	216,305.29	7/8	216,535.59	7/8	216,765.89	7/8	216,996.20	7/8	217,226.50	7/8	217,456.80
15/16	216,312.48	15/16	216,542.79	15/16	216,773.09	15/16	217,003.39	15/16	217,233.70	15/16	217,464.00

This chart is Certified for Tank: 6 only. No changes are permissible without the written consent of GAUGE POINT CALIBRATION.

For calibration specification information, see certificate on page 1.

Tank No: 6
GAUGE POINT CALIBRATION
1-800-205-TANK

Red Hill, Pearl Harbor, HI

Issue Date: 12/22/2006

Capacities given in barrels of 42 U.S. gallons.

Gauge Height: 257'-07 7/8"

in/in	173 FT	in/in	173 FT	in/in	173 FT	in/in	173 FT	in/in	173 FT	in/in	174 FT
2	217,471.20	4	217,701.50	6	217,931.81	8	218,161.47	10	218,391.14	0	218,620.81
1/16	217,478.40	1/16	217,708.70	1/16	217,938.98	1/16	218,168.65	1/16	218,398.32	1/16	218,627.98
1/8	217,485.59	1/8	217,715.90	1/8	217,946.16	1/8	218,175.83	1/8	218,405.49	1/8	218,635.16
3/16	217,492.79	3/16	217,723.09	3/16	217,953.34	3/16	218,183.00	3/16	218,412.67	3/16	218,642.34
1/4	217,499.99	1/4	217,730.29	1/4	217,960.51	1/4	218,190.18	1/4	218,419.85	1/4	218,649.51
5/16	217,507.18	5/16	217,737.49	5/16	217,967.69	5/16	218,197.36	5/16	218,427.02	5/16	218,656.69
3/8	217,514.38	3/8	217,744.68	3/8	217,974.87	3/8	218,204.53	3/8	218,434.20	3/8	218,663.87
7/16	217,521.58	7/16	217,751.88	7/16	217,982.04	7/16	218,211.71	7/16	218,441.38	7/16	218,671.05
1/2	217,528.77	1/2	217,759.08	1/2	217,989.22	1/2	218,218.89	1/2	218,448.56	1/2	218,678.22
9/16	217,535.97	9/16	217,766.27	9/16	217,996.40	9/16	218,226.07	9/16	218,455.73	9/16	218,685.40
5/8	217,543.17	5/8	217,773.47	5/8	218,003.58	5/8	218,233.24	5/8	218,462.91	5/8	218,692.58
11/16	217,550.36	11/16	217,780.67	11/16	218,010.75	11/16	218,240.42	11/16	218,470.09	11/16	218,699.75
3/4	217,557.56	3/4	217,787.87	3/4	218,017.93	3/4	218,247.60	3/4	218,477.26	3/4	218,706.93
13/16	217,564.76	13/16	217,795.06	13/16	218,025.11	13/16	218,254.77	13/16	218,484.44	13/16	218,714.11
7/8	217,571.96	7/8	217,802.26	7/8	218,032.28	7/8	218,261.95	7/8	218,491.62	7/8	218,721.28
15/16	217,579.15	15/16	217,809.46	15/16	218,039.46	15/16	218,269.13	15/16	218,498.80	15/16	218,728.46
3	217,586.35	5	217,816.65	7	218,046.64	9	218,276.31	11	218,505.97	1	218,735.64
1/16	217,593.55	1/16	217,823.85	1/16	218,053.82	1/16	218,283.48	1/16	218,513.15	1/16	218,742.82
1/8	217,600.74	1/8	217,831.05	1/8	218,060.99	1/8	218,290.66	1/8	218,520.33	1/8	218,749.99
3/16	217,607.94	3/16	217,838.24	3/16	218,068.17	3/16	218,297.84	3/16	218,527.50	3/16	218,757.17
1/4	217,615.14	1/4	217,845.44	1/4	218,075.35	1/4	218,305.01	1/4	218,534.68	1/4	218,764.35
5/16	217,622.33	5/16	217,852.64	5/16	218,082.52	5/16	218,312.19	5/16	218,541.86	5/16	218,771.52
3/8	217,629.53	3/8	217,859.84	3/8	218,089.70	3/8	218,319.37	3/8	218,549.03	3/8	218,778.70
7/16	217,636.73	7/16	217,867.03	7/16	218,096.88	7/16	218,326.55	7/16	218,556.21	7/16	218,785.88
1/2	217,643.93	1/2	217,874.23	1/2	218,104.06	1/2	218,333.72	1/2	218,563.39	1/2	218,793.06
9/16	217,651.12	9/16	217,881.43	9/16	218,111.23	9/16	218,340.90	9/16	218,570.57	9/16	218,800.23
5/8	217,658.32	5/8	217,888.62	5/8	218,118.41	5/8	218,348.08	5/8	218,577.74	5/8	218,807.41
11/16	217,665.52	11/16	217,895.82	11/16	218,125.59	11/16	218,355.25	11/16	218,584.92	11/16	218,814.59
3/4	217,672.71	3/4	217,903.02	3/4	218,132.76	3/4	218,362.43	3/4	218,592.10	3/4	218,821.76
13/16	217,679.91	13/16	217,910.21	13/16	218,139.94	13/16	218,369.61	13/16	218,599.27	13/16	218,828.94
7/8	217,687.11	7/8	217,917.41	7/8	218,147.12	7/8	218,376.78	7/8	218,606.45	7/8	218,836.12
15/16	217,694.30	15/16	217,924.61	15/16	218,154.30	15/16	218,383.96	15/16	218,613.63	15/16	218,843.30

This chart is Certified for Tank: 6 only. No changes are permissible without the written consent of GAUGE POINT CALIBRATION.

For calibration specification information, see certificate on page 1.

Tank No: 6
GAUGE POINT CALIBRATION
1-800-205-TANK

Red Hill, Pearl Harbor, HI

Issue Date: 12/22/2006

Capacities given in barrels of 42 U.S. gallons.

Gauge Height: 257'-07 7/8"

in/in	174 FT	in/in	174 FT	in/in	174 FT	in/in	174 FT	in/in	174 FT	in/in	175 FT
2	218,850.47	4	219,080.14	6	219,309.81	8	219,539.47	10	219,769.14	0	219,998.81
1/16	218,857.65	1/16	219,087.32	1/16	219,316.98	1/16	219,546.65	1/16	219,776.32	1/16	220,005.98
1/8	218,864.83	1/8	219,094.49	1/8	219,324.16	1/8	219,553.83	1/8	219,783.49	1/8	220,013.16
3/16	218,872.00	3/16	219,101.67	3/16	219,331.34	3/16	219,561.00	3/16	219,790.67	3/16	220,020.34
1/4	218,879.18	1/4	219,108.85	1/4	219,338.51	1/4	219,568.18	1/4	219,797.85	1/4	220,027.51
5/16	218,886.36	5/16	219,116.02	5/16	219,345.69	5/16	219,575.36	5/16	219,805.03	5/16	220,034.69
3/8	218,893.54	3/8	219,123.20	3/8	219,352.87	3/8	219,582.54	3/8	219,812.20	3/8	220,041.87
7/16	218,900.71	7/16	219,130.38	7/16	219,360.05	7/16	219,589.71	7/16	219,819.38	7/16	220,049.05
1/2	218,907.89	1/2	219,137.56	1/2	219,367.22	1/2	219,596.89	1/2	219,826.56	1/2	220,056.22
9/16	218,915.07	9/16	219,144.73	9/16	219,374.40	9/16	219,604.07	9/16	219,833.73	9/16	220,063.40
5/8	218,922.24	5/8	219,151.91	5/8	219,381.58	5/8	219,611.24	5/8	219,840.91	5/8	220,070.58
11/16	218,929.42	11/16	219,159.09	11/16	219,388.75	11/16	219,618.42	11/16	219,848.09	11/16	220,077.75
3/4	218,936.60	3/4	219,166.26	3/4	219,395.93	3/4	219,625.60	3/4	219,855.26	3/4	220,084.93
13/16	218,943.77	13/16	219,173.44	13/16	219,403.11	13/16	219,632.78	13/16	219,862.44	13/16	220,092.11
7/8	218,950.95	7/8	219,180.62	7/8	219,410.29	7/8	219,639.95	7/8	219,869.62	7/8	220,099.29
15/16	218,958.13	15/16	219,187.80	15/16	219,417.46	15/16	219,647.13	15/16	219,876.80	15/16	220,106.46
3	218,965.31	5	219,194.97	7	219,424.64	9	219,654.31	11	219,883.97	1	220,113.64
1/16	218,972.48	1/16	219,202.15	1/16	219,431.82	1/16	219,661.48	1/16	219,891.15	1/16	220,120.82
1/8	218,979.66	1/8	219,209.33	1/8	219,438.99	1/8	219,668.66	1/8	219,898.33	1/8	220,127.99
3/16	218,986.84	3/16	219,216.50	3/16	219,446.17	3/16	219,675.84	3/16	219,905.50	3/16	220,135.17
1/4	218,994.01	1/4	219,223.68	1/4	219,453.35	1/4	219,683.01	1/4	219,912.68	1/4	220,142.35
5/16	219,001.19	5/16	219,230.86	5/16	219,460.52	5/16	219,690.19	5/16	219,919.86	5/16	220,149.53
3/8	219,008.37	3/8	219,238.04	3/8	219,467.70	3/8	219,697.37	3/8	219,927.04	3/8	220,156.70
7/16	219,015.55	7/16	219,245.21	7/16	219,474.88	7/16	219,704.55	7/16	219,934.21	7/16	220,163.88
1/2	219,022.72	1/2	219,252.39	1/2	219,482.06	1/2	219,711.72	1/2	219,941.39	1/2	220,171.06
9/16	219,029.90	9/16	219,259.57	9/16	219,489.23	9/16	219,718.90	9/16	219,948.57	9/16	220,178.23
5/8	219,037.08	5/8	219,266.74	5/8	219,496.41	5/8	219,726.08	5/8	219,955.74	5/8	220,185.41
11/16	219,044.25	11/16	219,273.92	11/16	219,503.59	11/16	219,733.25	11/16	219,962.92	11/16	220,192.59
3/4	219,051.43	3/4	219,281.10	3/4	219,510.76	3/4	219,740.43	3/4	219,970.10	3/4	220,199.76
13/16	219,058.61	13/16	219,288.27	13/16	219,517.94	13/16	219,747.61	13/16	219,977.28	13/16	220,206.94
7/8	219,065.79	7/8	219,295.45	7/8	219,525.12	7/8	219,754.79	7/8	219,984.45	7/8	220,214.12
15/16	219,072.96	15/16	219,302.63	15/16	219,532.30	15/16	219,761.96	15/16	219,991.63	15/16	220,221.30

This chart is Certified for Tank: 6 only. No changes are permissible without the written consent of GAUGE POINT CALIBRATION.

For calibration specification information, see certificate on page 1.

Tank No: 6
GAUGE POINT CALIBRATION
1-800-205-TANK

Red Hill, Pearl Harbor, HI

Issue Date: 12/22/2006

Capacities given in barrels of 42 U.S. gallons.

Gauge Height: 257'-07 7/8"

in/in	175 FT	in/in	175 FT	in/in	175 FT	in/in	175 FT	in/in	175 FT	in/in	176 FT
2	220,228.47	4	220,458.14	6	220,687.81	8	220,917.47	10	221,147.14	0	221,376.81
1/16	220,235.65	1/16	220,465.32	1/16	220,694.98	1/16	220,924.65	1/16	221,154.32	1/16	221,383.98
1/8	220,242.83	1/8	220,472.49	1/8	220,702.16	1/8	220,931.83	1/8	221,161.49	1/8	221,391.16
3/16	220,250.00	3/16	220,479.67	3/16	220,709.34	3/16	220,939.00	3/16	221,168.67	3/16	221,398.34
1/4	220,257.18	1/4	220,486.85	1/4	220,716.52	1/4	220,946.18	1/4	221,175.85	1/4	221,405.52
5/16	220,264.36	5/16	220,494.03	5/16	220,723.69	5/16	220,953.36	5/16	221,183.03	5/16	221,412.69
3/8	220,271.54	3/8	220,501.20	3/8	220,730.87	3/8	220,960.54	3/8	221,190.20	3/8	221,419.87
7/16	220,278.71	7/16	220,508.38	7/16	220,738.05	7/16	220,967.71	7/16	221,197.38	7/16	221,427.05
1/2	220,285.89	1/2	220,515.56	1/2	220,745.22	1/2	220,974.89	1/2	221,204.56	1/2	221,434.22
9/16	220,293.07	9/16	220,522.73	9/16	220,752.40	9/16	220,982.07	9/16	221,211.73	9/16	221,441.40
5/8	220,300.24	5/8	220,529.91	5/8	220,759.58	5/8	220,989.24	5/8	221,218.91	5/8	221,448.58
11/16	220,307.42	11/16	220,537.09	11/16	220,766.75	11/16	220,996.42	11/16	221,226.09	11/16	221,455.76
3/4	220,314.60	3/4	220,544.27	3/4	220,773.93	3/4	221,003.60	3/4	221,233.27	3/4	221,462.93
13/16	220,321.78	13/16	220,551.44	13/16	220,781.11	13/16	221,010.78	13/16	221,240.44	13/16	221,470.11
7/8	220,328.95	7/8	220,558.62	7/8	220,788.29	7/8	221,017.95	7/8	221,247.62	7/8	221,477.29
15/16	220,336.13	15/16	220,565.80	15/16	220,795.46	15/16	221,025.13	15/16	221,254.80	15/16	221,484.46
3	220,343.31	5	220,572.97	7	220,802.64	9	221,032.31	11	221,261.97	1	221,491.64
1/16	220,350.48	1/16	220,580.15	1/16	220,809.82	1/16	221,039.48	1/16	221,269.15	1/16	221,498.82
1/8	220,357.66	1/8	220,587.33	1/8	220,816.99	1/8	221,046.66	1/8	221,276.33	1/8	221,505.99
3/16	220,364.84	3/16	220,594.50	3/16	220,824.17	3/16	221,053.84	3/16	221,283.51	3/16	221,513.17
1/4	220,372.02	1/4	220,601.68	1/4	220,831.35	1/4	221,061.02	1/4	221,290.68	1/4	221,520.35
5/16	220,379.19	5/16	220,608.86	5/16	220,838.53	5/16	221,068.19	5/16	221,297.86	5/16	221,527.53
3/8	220,386.37	3/8	220,616.04	3/8	220,845.70	3/8	221,075.37	3/8	221,305.04	3/8	221,534.70
7/16	220,393.55	7/16	220,623.21	7/16	220,852.88	7/16	221,082.55	7/16	221,312.21	7/16	221,541.88
1/2	220,400.72	1/2	220,630.39	1/2	220,860.06	1/2	221,089.72	1/2	221,319.39	1/2	221,549.06
9/16	220,407.90	9/16	220,637.57	9/16	220,867.23	9/16	221,096.90	9/16	221,326.57	9/16	221,556.23
5/8	220,415.08	5/8	220,644.74	5/8	220,874.41	5/8	221,104.08	5/8	221,333.74	5/8	221,563.41
11/16	220,422.25	11/16	220,651.92	11/16	220,881.59	11/16	221,111.26	11/16	221,340.92	11/16	221,570.59
3/4	220,429.43	3/4	220,659.10	3/4	220,888.77	3/4	221,118.43	3/4	221,348.10	3/4	221,577.77
13/16	220,436.61	13/16	220,666.28	13/16	220,895.94	13/16	221,125.61	13/16	221,355.28	13/16	221,584.94
7/8	220,443.79	7/8	220,673.45	7/8	220,903.12	7/8	221,132.79	7/8	221,362.45	7/8	221,592.12
15/16	220,450.96	15/16	220,680.63	15/16	220,910.30	15/16	221,139.96	15/16	221,369.63	15/16	221,599.30

This chart is Certified for Tank: 6 only. No changes are permissible without the written consent of GAUGE POINT CALIBRATION.

For calibration specification information, see certificate on page 1.

Tank No: 6
GAUGE POINT CALIBRATION
1-800-205-TANK

Red Hill, Pearl Harbor, HI

Issue Date: 12/22/2006

Capacities given in barrels of 42 U.S. gallons.

Gauge Height: 257'-07 7/8"

in/in	176 FT	in/in	176 FT	in/in	176 FT	in/in	176 FT	in/in	176 FT	in/in	177 FT
2	221,606.47	4	221,836.14	6	222,065.81	8	222,295.47	10	222,525.14	0	222,754.81
1/16	221,613.65	1/16	221,843.32	1/16	222,072.98	1/16	222,302.65	1/16	222,532.32	1/16	222,761.99
1/8	221,620.83	1/8	221,850.50	1/8	222,080.16	1/8	222,309.83	1/8	222,539.50	1/8	222,769.16
3/16	221,628.01	3/16	221,857.67	3/16	222,087.34	3/16	222,317.01	3/16	222,546.67	3/16	222,776.34
1/4	221,635.18	1/4	221,864.85	1/4	222,094.52	1/4	222,324.18	1/4	222,553.85	1/4	222,783.52
5/16	221,642.36	5/16	221,872.03	5/16	222,101.69	5/16	222,331.36	5/16	222,561.03	5/16	222,790.69
3/8	221,649.54	3/8	221,879.20	3/8	222,108.87	3/8	222,338.54	3/8	222,568.20	3/8	222,797.87
7/16	221,656.71	7/16	221,886.38	7/16	222,116.05	7/16	222,345.71	7/16	222,575.38	7/16	222,805.05
1/2	221,663.89	1/2	221,893.56	1/2	222,123.22	1/2	222,352.89	1/2	222,582.56	1/2	222,812.22
9/16	221,671.07	9/16	221,900.73	9/16	222,130.40	9/16	222,360.07	9/16	222,589.74	9/16	222,819.40
5/8	221,678.24	5/8	221,907.91	5/8	222,137.58	5/8	222,367.25	5/8	222,596.91	5/8	222,826.58
11/16	221,685.42	11/16	221,915.09	11/16	222,144.76	11/16	222,374.42	11/16	222,604.09	11/16	222,833.76
3/4	221,692.60	3/4	221,922.27	3/4	222,151.93	3/4	222,381.60	3/4	222,611.27	3/4	222,840.93
13/16	221,699.78	13/16	221,929.44	13/16	222,159.11	13/16	222,388.78	13/16	222,618.44	13/16	222,848.11
7/8	221,706.95	7/8	221,936.62	7/8	222,166.29	7/8	222,395.95	7/8	222,625.62	7/8	222,855.29
15/16	221,714.13	15/16	221,943.80	15/16	222,173.46	15/16	222,403.13	15/16	222,632.80	15/16	222,862.46
3	221,721.31	5	221,950.97	7	222,180.64	9	222,410.31	11	222,639.97	1	222,869.64
1/16	221,728.48	1/16	221,958.15	1/16	222,187.82	1/16	222,417.48	1/16	222,647.15	1/16	222,876.82
1/8	221,735.66	1/8	221,965.33	1/8	222,195.00	1/8	222,424.66	1/8	222,654.33	1/8	222,884.00
3/16	221,742.84	3/16	221,972.51	3/16	222,202.17	3/16	222,431.84	3/16	222,661.51	3/16	222,891.17
1/4	221,750.02	1/4	221,979.68	1/4	222,209.35	1/4	222,439.02	1/4	222,668.68	1/4	222,898.35
5/16	221,757.19	5/16	221,986.86	5/16	222,216.53	5/16	222,446.19	5/16	222,675.86	5/16	222,905.53
3/8	221,764.37	3/8	221,994.04	3/8	222,223.70	3/8	222,453.37	3/8	222,683.04	3/8	222,912.70
7/16	221,771.55	7/16	222,001.21	7/16	222,230.88	7/16	222,460.55	7/16	222,690.21	7/16	222,919.88
1/2	221,778.72	1/2	222,008.39	1/2	222,238.06	1/2	222,467.72	1/2	222,697.39	1/2	222,927.06
9/16	221,785.90	9/16	222,015.57	9/16	222,245.23	9/16	222,474.90	9/16	222,704.57	9/16	222,934.24
5/8	221,793.08	5/8	222,022.75	5/8	222,252.41	5/8	222,482.08	5/8	222,711.75	5/8	222,941.41
11/16	221,800.26	11/16	222,029.92	11/16	222,259.59	11/16	222,489.26	11/16	222,718.92	11/16	222,948.59
3/4	221,807.43	3/4	222,037.10	3/4	222,266.77	3/4	222,496.43	3/4	222,726.10	3/4	222,955.77
13/16	221,814.61	13/16	222,044.28	13/16	222,273.94	13/16	222,503.61	13/16	222,733.28	13/16	222,962.94
7/8	221,821.79	7/8	222,051.45	7/8	222,281.12	7/8	222,510.79	7/8	222,740.45	7/8	222,970.12
15/16	221,828.96	15/16	222,058.63	15/16	222,288.30	15/16	222,517.96	15/16	222,747.63	15/16	222,977.30

This chart is Certified for Tank: 6 only. No changes are permissible without the written consent of GAUGE POINT CALIBRATION.

For calibration specification information, see certificate on page 1.

Tank No: 6
GAUGE POINT CALIBRATION
1-800-205-TANK

Red Hill, Pearl Harbor, HI

Issue Date: 12/22/2006

Capacities given in barrels of 42 U.S. gallons.

Gauge Height: 257'-07 7/8"

in/in	177 FT	in/in	177 FT	in/in	177 FT	in/in	177 FT	in/in	177 FT	in/in	178 FT
2	222,984.47	4	223,214.14	6	223,443.81	8	223,673.48	10	223,903.14	0	224,132.81
1/16	222,991.65	1/16	223,221.32	1/16	223,450.99	1/16	223,680.65	1/16	223,910.32	1/16	224,139.99
1/8	222,998.83	1/8	223,228.50	1/8	223,458.16	1/8	223,687.83	1/8	223,917.50	1/8	224,147.16
3/16	223,006.01	3/16	223,235.67	3/16	223,465.34	3/16	223,695.01	3/16	223,924.67	3/16	224,154.34
1/4	223,013.18	1/4	223,242.85	1/4	223,472.52	1/4	223,702.18	1/4	223,931.85	1/4	224,161.52
5/16	223,020.36	5/16	223,250.03	5/16	223,479.69	5/16	223,709.36	5/16	223,939.03	5/16	224,168.69
3/8	223,027.54	3/8	223,257.20	3/8	223,486.87	3/8	223,716.54	3/8	223,946.20	3/8	224,175.87
7/16	223,034.71	7/16	223,264.38	7/16	223,494.05	7/16	223,723.71	7/16	223,953.38	7/16	224,183.05
1/2	223,041.89	1/2	223,271.56	1/2	223,501.23	1/2	223,730.89	1/2	223,960.56	1/2	224,190.23
9/16	223,049.07	9/16	223,278.74	9/16	223,508.40	9/16	223,738.07	9/16	223,967.74	9/16	224,197.40
5/8	223,056.25	5/8	223,285.91	5/8	223,515.58	5/8	223,745.25	5/8	223,974.91	5/8	224,204.58
11/16	223,063.42	11/16	223,293.09	11/16	223,522.76	11/16	223,752.42	11/16	223,982.09	11/16	224,211.76
3/4	223,070.60	3/4	223,300.27	3/4	223,529.93	3/4	223,759.60	3/4	223,989.27	3/4	224,218.93
13/16	223,077.78	13/16	223,307.44	13/16	223,537.11	13/16	223,766.78	13/16	223,996.44	13/16	224,226.11
7/8	223,084.95	7/8	223,314.62	7/8	223,544.29	7/8	223,773.95	7/8	224,003.62	7/8	224,233.29
15/16	223,092.13	15/16	223,321.80	15/16	223,551.46	15/16	223,781.13	15/16	224,010.80	15/16	224,240.47
3	223,099.31	5	223,328.98	7	223,558.64	9	223,788.31	11	224,017.98	1	224,247.64
1/16	223,106.49	1/16	223,336.15	1/16	223,565.82	1/16	223,795.49	1/16	224,025.15	1/16	224,254.82
1/8	223,113.66	1/8	223,343.33	1/8	223,573.00	1/8	223,802.66	1/8	224,032.33	1/8	224,262.00
3/16	223,120.84	3/16	223,350.51	3/16	223,580.17	3/16	223,809.84	3/16	224,039.51	3/16	224,269.17
1/4	223,128.02	1/4	223,357.68	1/4	223,587.35	1/4	223,817.02	1/4	224,046.68	1/4	224,276.35
5/16	223,135.19	5/16	223,364.86	5/16	223,594.53	5/16	223,824.19	5/16	224,053.86	5/16	224,283.53
3/8	223,142.37	3/8	223,372.04	3/8	223,601.70	3/8	223,831.37	3/8	224,061.04	3/8	224,290.70
7/16	223,149.55	7/16	223,379.21	7/16	223,608.88	7/16	223,838.55	7/16	224,068.22	7/16	224,297.88
1/2	223,156.73	1/2	223,386.39	1/2	223,616.06	1/2	223,845.73	1/2	224,075.39	1/2	224,305.06
9/16	223,163.90	9/16	223,393.57	9/16	223,623.24	9/16	223,852.90	9/16	224,082.57	9/16	224,312.24
5/8	223,171.08	5/8	223,400.75	5/8	223,630.41	5/8	223,860.08	5/8	224,089.75	5/8	224,319.41
11/16	223,178.26	11/16	223,407.92	11/16	223,637.59	11/16	223,867.26	11/16	224,096.92	11/16	224,326.59
3/4	223,185.43	3/4	223,415.10	3/4	223,644.77	3/4	223,874.43	3/4	224,104.10	3/4	224,333.77
13/16	223,192.61	13/16	223,422.28	13/16	223,651.94	13/16	223,881.61	13/16	224,111.28	13/16	224,340.94
7/8	223,199.79	7/8	223,429.45	7/8	223,659.12	7/8	223,888.79	7/8	224,118.45	7/8	224,348.12
15/16	223,206.96	15/16	223,436.63	15/16	223,666.30	15/16	223,895.97	15/16	224,125.63	15/16	224,355.30

This chart is Certified for Tank: 6 only. No changes are permissible without the written consent of GAUGE POINT CALIBRATION.

For calibration specification information, see certificate on page 1.

Tank No: 6
GAUGE POINT CALIBRATION
1-800-205-TANK

Red Hill, Pearl Harbor, HI

Issue Date: 12/22/2006

Capacities given in barrels of 42 U.S. gallons.

Gauge Height: 257'-07 7/8"

in/in	178 FT	in/in	178 FT	in/in	178 FT	in/in	178 FT	in/in	178 FT	in/in	179 FT
2	224,362.48	4	224,592.14	6	224,821.81	8	225,050.84	10	225,279.87	0	225,508.90
1/16	224,369.65	1/16	224,599.32	1/16	224,828.97	1/16	225,058.00	1/16	225,287.03	1/16	225,516.06
1/8	224,376.83	1/8	224,606.50	1/8	224,836.12	1/8	225,065.15	1/8	225,294.19	1/8	225,523.22
3/16	224,384.01	3/16	224,613.67	3/16	224,843.28	3/16	225,072.31	3/16	225,301.34	3/16	225,530.37
1/4	224,391.18	1/4	224,620.85	1/4	224,850.44	1/4	225,079.47	1/4	225,308.50	1/4	225,537.53
5/16	224,398.36	5/16	224,628.03	5/16	224,857.60	5/16	225,086.63	5/16	225,315.66	5/16	225,544.69
3/8	224,405.54	3/8	224,635.21	3/8	224,864.75	3/8	225,093.78	3/8	225,322.81	3/8	225,551.84
7/16	224,412.72	7/16	224,642.38	7/16	224,871.91	7/16	225,100.94	7/16	225,329.97	7/16	225,559.00
1/2	224,419.89	1/2	224,649.56	1/2	224,879.07	1/2	225,108.10	1/2	225,337.13	1/2	225,566.16
9/16	224,427.07	9/16	224,656.74	9/16	224,886.22	9/16	225,115.26	9/16	225,344.29	9/16	225,573.32
5/8	224,434.25	5/8	224,663.91	5/8	224,893.38	5/8	225,122.41	5/8	225,351.44	5/8	225,580.47
11/16	224,441.42	11/16	224,671.09	11/16	224,900.54	11/16	225,129.57	11/16	225,358.60	11/16	225,587.63
3/4	224,448.60	3/4	224,678.27	3/4	224,907.70	3/4	225,136.73	3/4	225,365.76	3/4	225,594.79
13/16	224,455.78	13/16	224,685.44	13/16	224,914.85	13/16	225,143.88	13/16	225,372.91	13/16	225,601.95
7/8	224,462.95	7/8	224,692.62	7/8	224,922.01	7/8	225,151.04	7/8	225,380.07	7/8	225,609.10
15/16	224,470.13	15/16	224,699.80	15/16	224,929.17	15/16	225,158.20	15/16	225,387.23	15/16	225,616.26
3	224,477.31	5	224,706.98	7	224,936.32	9	225,165.36	11	225,394.39	1	225,623.42
1/16	224,484.49	1/16	224,714.15	1/16	224,943.48	1/16	225,172.51	1/16	225,401.54	1/16	225,630.57
1/8	224,491.66	1/8	224,721.33	1/8	224,950.64	1/8	225,179.67	1/8	225,408.70	1/8	225,637.73
3/16	224,498.84	3/16	224,728.51	3/16	224,957.80	3/16	225,186.83	3/16	225,415.86	3/16	225,644.89
1/4	224,506.02	1/4	224,735.68	1/4	224,964.95	1/4	225,193.98	1/4	225,423.02	1/4	225,652.05
5/16	224,513.19	5/16	224,742.86	5/16	224,972.11	5/16	225,201.14	5/16	225,430.17	5/16	225,659.20
3/8	224,520.37	3/8	224,750.04	3/8	224,979.27	3/8	225,208.30	3/8	225,437.33	3/8	225,666.36
7/16	224,527.55	7/16	224,757.22	7/16	224,986.43	7/16	225,215.46	7/16	225,444.49	7/16	225,673.52
1/2	224,534.73	1/2	224,764.39	1/2	224,993.58	1/2	225,222.61	1/2	225,451.64	1/2	225,680.67
9/16	224,541.90	9/16	224,771.57	9/16	225,000.74	9/16	225,229.77	9/16	225,458.80	9/16	225,687.83
5/8	224,549.08	5/8	224,778.75	5/8	225,007.90	5/8	225,236.93	5/8	225,465.96	5/8	225,694.99
11/16	224,556.26	11/16	224,785.92	11/16	225,015.05	11/16	225,244.08	11/16	225,473.12	11/16	225,702.15
3/4	224,563.43	3/4	224,793.10	3/4	225,022.21	3/4	225,251.24	3/4	225,480.27	3/4	225,709.30
13/16	224,570.61	13/16	224,800.28	13/16	225,029.37	13/16	225,258.40	13/16	225,487.43	13/16	225,716.46
7/8	224,577.79	7/8	224,807.46	7/8	225,036.53	7/8	225,265.56	7/8	225,494.59	7/8	225,723.62
15/16	224,584.97	15/16	224,814.63	15/16	225,043.68	15/16	225,272.71	15/16	225,501.74	15/16	225,730.78

This chart is Certified for Tank: 6 only. No changes are permissible without the written consent of GAUGE POINT CALIBRATION.

For calibration specification information, see certificate on page 1.

Tank No: 6
GAUGE POINT CALIBRATION
1-800-205-TANK

Red Hill, Pearl Harbor, HI

Issue Date: 12/22/2006

Capacities given in barrels of 42 U.S. gallons.

Gauge Height: 257'-07 7/8"

in/in	179 FT	in/in	179 FT	in/in	179 FT	in/in	179 FT	in/in	179 FT	in/in	180 FT
2	225,737.93	4	225,966.96	6	226,195.99	8	226,425.02	10	226,654.06	0	226,883.09
1/16	225,745.09	1/16	225,974.12	1/16	226,203.15	1/16	226,432.18	1/16	226,661.21	1/16	226,890.24
1/8	225,752.25	1/8	225,981.28	1/8	226,210.31	1/8	226,439.34	1/8	226,668.37	1/8	226,897.40
3/16	225,759.40	3/16	225,988.43	3/16	226,217.47	3/16	226,446.50	3/16	226,675.53	3/16	226,904.56
1/4	225,766.56	1/4	225,995.59	1/4	226,224.62	1/4	226,453.65	1/4	226,682.68	1/4	226,911.72
5/16	225,773.72	5/16	226,002.75	5/16	226,231.78	5/16	226,460.81	5/16	226,689.84	5/16	226,918.87
3/8	225,780.88	3/8	226,009.91	3/8	226,238.94	3/8	226,467.97	3/8	226,697.00	3/8	226,926.03
7/16	225,788.03	7/16	226,017.06	7/16	226,246.09	7/16	226,475.13	7/16	226,704.16	7/16	226,933.19
1/2	225,795.19	1/2	226,024.22	1/2	226,253.25	1/2	226,482.28	1/2	226,711.31	1/2	226,940.34
9/16	225,802.35	9/16	226,031.38	9/16	226,260.41	9/16	226,489.44	9/16	226,718.47	9/16	226,947.50
5/8	225,809.50	5/8	226,038.54	5/8	226,267.57	5/8	226,496.60	5/8	226,725.63	5/8	226,954.66
11/16	225,816.66	11/16	226,045.69	11/16	226,274.72	11/16	226,503.75	11/16	226,732.79	11/16	226,961.82
3/4	225,823.82	3/4	226,052.85	3/4	226,281.88	3/4	226,510.91	3/4	226,739.94	3/4	226,968.97
13/16	225,830.98	13/16	226,060.01	13/16	226,289.04	13/16	226,518.07	13/16	226,747.10	13/16	226,976.13
7/8	225,838.13	7/8	226,067.16	7/8	226,296.20	7/8	226,525.23	7/8	226,754.26	7/8	226,983.29
15/16	225,845.29	15/16	226,074.32	15/16	226,303.35	15/16	226,532.38	15/16	226,761.41	15/16	226,990.44
3	225,852.45	5	226,081.48	7	226,310.51	9	226,539.54	11	226,768.57	1	226,997.60
1/16	225,859.61	1/16	226,088.64	1/16	226,317.67	1/16	226,546.70	1/16	226,775.73	1/16	227,004.76
1/8	225,866.76	1/8	226,095.79	1/8	226,324.82	1/8	226,553.85	1/8	226,782.89	1/8	227,011.92
3/16	225,873.92	3/16	226,102.95	3/16	226,331.98	3/16	226,561.01	3/16	226,790.04	3/16	227,019.07
1/4	225,881.08	1/4	226,110.11	1/4	226,339.14	1/4	226,568.17	1/4	226,797.20	1/4	227,026.23
5/16	225,888.23	5/16	226,117.26	5/16	226,346.30	5/16	226,575.33	5/16	226,804.36	5/16	227,033.39
3/8	225,895.39	3/8	226,124.42	3/8	226,353.45	3/8	226,582.48	3/8	226,811.51	3/8	227,040.55
7/16	225,902.55	7/16	226,131.58	7/16	226,360.61	7/16	226,589.64	7/16	226,818.67	7/16	227,047.70
1/2	225,909.71	1/2	226,138.74	1/2	226,367.77	1/2	226,596.80	1/2	226,825.83	1/2	227,054.86
9/16	225,916.86	9/16	226,145.89	9/16	226,374.92	9/16	226,603.96	9/16	226,832.99	9/16	227,062.02
5/8	225,924.02	5/8	226,153.05	5/8	226,382.08	5/8	226,611.11	5/8	226,840.14	5/8	227,069.17
11/16	225,931.18	11/16	226,160.21	11/16	226,389.24	11/16	226,618.27	11/16	226,847.30	11/16	227,076.33
3/4	225,938.33	3/4	226,167.37	3/4	226,396.40	3/4	226,625.43	3/4	226,854.46	3/4	227,083.49
13/16	225,945.49	13/16	226,174.52	13/16	226,403.55	13/16	226,632.58	13/16	226,861.61	13/16	227,090.65
7/8	225,952.65	7/8	226,181.68	7/8	226,410.71	7/8	226,639.74	7/8	226,868.77	7/8	227,097.80
15/16	225,959.81	15/16	226,188.84	15/16	226,417.87	15/16	226,646.90	15/16	226,875.93	15/16	227,104.96

This chart is Certified for Tank: 6 only. No changes are permissible without the written consent of GAUGE POINT CALIBRATION.

For calibration specification information, see certificate on page 1.

Tank No: 6
GAUGE POINT CALIBRATION
1-800-205-TANK

Red Hill, Pearl Harbor, HI

Issue Date: 12/22/2006

Capacities given in barrels of 42 U.S. gallons.

Gauge Height: 257'-07 7/8"

in/in	180 FT	in/in	180 FT	in/in	180 FT	in/in	180 FT	in/in	180 FT	in/in	181 FT
2	227,112.12	4	227,341.15	6	227,570.18	8	227,799.21	10	228,028.24	0	228,257.27
1/16	227,119.27	1/16	227,348.31	1/16	227,577.34	1/16	227,806.37	1/16	228,035.40	1/16	228,264.43
1/8	227,126.43	1/8	227,355.46	1/8	227,584.49	1/8	227,813.52	1/8	228,042.55	1/8	228,271.59
3/16	227,133.59	3/16	227,362.62	3/16	227,591.65	3/16	227,820.68	3/16	228,049.71	3/16	228,278.74
1/4	227,140.75	1/4	227,369.78	1/4	227,598.81	1/4	227,827.84	1/4	228,056.87	1/4	228,285.90
5/16	227,147.90	5/16	227,376.93	5/16	227,605.96	5/16	227,835.00	5/16	228,064.03	5/16	228,293.06
3/8	227,155.06	3/8	227,384.09	3/8	227,613.12	3/8	227,842.15	3/8	228,071.18	3/8	228,300.21
7/16	227,162.22	7/16	227,391.25	7/16	227,620.28	7/16	227,849.31	7/16	228,078.34	7/16	228,307.37
1/2	227,169.38	1/2	227,398.41	1/2	227,627.44	1/2	227,856.47	1/2	228,085.50	1/2	228,314.53
9/16	227,176.53	9/16	227,405.56	9/16	227,634.59	9/16	227,863.62	9/16	228,092.66	9/16	228,321.69
5/8	227,183.69	5/8	227,412.72	5/8	227,641.75	5/8	227,870.78	5/8	228,099.81	5/8	228,328.84
11/16	227,190.85	11/16	227,419.88	11/16	227,648.91	11/16	227,877.94	11/16	228,106.97	11/16	228,336.00
3/4	227,198.00	3/4	227,427.03	3/4	227,656.07	3/4	227,885.10	3/4	228,114.13	3/4	228,343.16
13/16	227,205.16	13/16	227,434.19	13/16	227,663.22	13/16	227,892.25	13/16	228,121.28	13/16	228,350.32
7/8	227,212.32	7/8	227,441.35	7/8	227,670.38	7/8	227,899.41	7/8	228,128.44	7/8	228,357.47
15/16	227,219.48	15/16	227,448.51	15/16	227,677.54	15/16	227,906.57	15/16	228,135.60	15/16	228,364.63
3	227,226.63	5	227,455.66	7	227,684.69	9	227,913.73	11	228,142.76	1	228,371.79
1/16	227,233.79	1/16	227,462.82	1/16	227,691.85	1/16	227,920.88	1/16	228,149.91	1/16	228,378.94
1/8	227,240.95	1/8	227,469.98	1/8	227,699.01	1/8	227,928.04	1/8	228,157.07	1/8	228,386.10
3/16	227,248.10	3/16	227,477.14	3/16	227,706.17	3/16	227,935.20	3/16	228,164.23	3/16	228,393.26
1/4	227,255.26	1/4	227,484.29	1/4	227,713.32	1/4	227,942.35	1/4	228,171.38	1/4	228,400.42
5/16	227,262.42	5/16	227,491.45	5/16	227,720.48	5/16	227,949.51	5/16	228,178.54	5/16	228,407.57
3/8	227,269.58	3/8	227,498.61	3/8	227,727.64	3/8	227,956.67	3/8	228,185.70	3/8	228,414.73
7/16	227,276.73	7/16	227,505.76	7/16	227,734.79	7/16	227,963.83	7/16	228,192.86	7/16	228,421.89
1/2	227,283.89	1/2	227,512.92	1/2	227,741.95	1/2	227,970.98	1/2	228,200.01	1/2	228,429.04
9/16	227,291.05	9/16	227,520.08	9/16	227,749.11	9/16	227,978.14	9/16	228,207.17	9/16	228,436.20
5/8	227,298.20	5/8	227,527.24	5/8	227,756.27	5/8	227,985.30	5/8	228,214.33	5/8	228,443.36
11/16	227,305.36	11/16	227,534.39	11/16	227,763.42	11/16	227,992.45	11/16	228,221.49	11/16	228,450.52
3/4	227,312.52	3/4	227,541.55	3/4	227,770.58	3/4	227,999.61	3/4	228,228.64	3/4	228,457.67
13/16	227,319.68	13/16	227,548.71	13/16	227,777.74	13/16	228,006.77	13/16	228,235.80	13/16	228,464.83
7/8	227,326.83	7/8	227,555.86	7/8	227,784.90	7/8	228,013.93	7/8	228,242.96	7/8	228,471.99
15/16	227,333.99	15/16	227,563.02	15/16	227,792.05	15/16	228,021.08	15/16	228,250.11	15/16	228,479.14

This chart is Certified for Tank: 6 only. No changes are permissible without the written consent of GAUGE POINT CALIBRATION.

For calibration specification information, see certificate on page 1.

Tank No: 6
GAUGE POINT CALIBRATION
1-800-205-TANK

Red Hill, Pearl Harbor, HI

Issue Date: 12/22/2006

Capacities given in barrels of 42 U.S. gallons.

Gauge Height: 257'-07 7/8"

in/in	181 FT	in/in	181 FT	in/in	181 FT	in/in	181 FT	in/in	181 FT	in/in	182 FT
2	228,486.30	4	228,715.33	6	228,944.36	8	229,173.39	10	229,402.43	0	229,631.46
1/16	228,493.46	1/16	228,722.49	1/16	228,951.52	1/16	229,180.55	1/16	229,409.58	1/16	229,638.61
1/8	228,500.62	1/8	228,729.65	1/8	228,958.68	1/8	229,187.71	1/8	229,416.74	1/8	229,645.77
3/16	228,507.77	3/16	228,736.80	3/16	228,965.84	3/16	229,194.87	3/16	229,423.90	3/16	229,652.93
1/4	228,514.93	1/4	228,743.96	1/4	228,972.99	1/4	229,202.02	1/4	229,431.05	1/4	229,660.08
5/16	228,522.09	5/16	228,751.12	5/16	228,980.15	5/16	229,209.18	5/16	229,438.21	5/16	229,667.24
3/8	228,529.25	3/8	228,758.28	3/8	228,987.31	3/8	229,216.34	3/8	229,445.37	3/8	229,674.40
7/16	228,536.40	7/16	228,765.43	7/16	228,994.46	7/16	229,223.49	7/16	229,452.53	7/16	229,681.56
1/2	228,543.56	1/2	228,772.59	1/2	229,001.62	1/2	229,230.65	1/2	229,459.68	1/2	229,688.71
9/16	228,550.72	9/16	228,779.75	9/16	229,008.78	9/16	229,237.81	9/16	229,466.84	9/16	229,695.87
5/8	228,557.87	5/8	228,786.91	5/8	229,015.94	5/8	229,244.97	5/8	229,474.00	5/8	229,703.03
11/16	228,565.03	11/16	228,794.06	11/16	229,023.09	11/16	229,252.12	11/16	229,481.15	11/16	229,710.19
3/4	228,572.19	3/4	228,801.22	3/4	229,030.25	3/4	229,259.28	3/4	229,488.31	3/4	229,717.34
13/16	228,579.35	13/16	228,808.38	13/16	229,037.41	13/16	229,266.44	13/16	229,495.47	13/16	229,724.50
7/8	228,586.50	7/8	228,815.53	7/8	229,044.56	7/8	229,273.60	7/8	229,502.63	7/8	229,731.66
15/16	228,593.66	15/16	228,822.69	15/16	229,051.72	15/16	229,280.75	15/16	229,509.78	15/16	229,738.81
3	228,600.82	5	228,829.85	7	229,058.88	9	229,287.91	11	229,516.94	1	229,745.97
1/16	228,607.97	1/16	228,837.01	1/16	229,066.04	1/16	229,295.07	1/16	229,524.10	1/16	229,753.13
1/8	228,615.13	1/8	228,844.16	1/8	229,073.19	1/8	229,302.22	1/8	229,531.26	1/8	229,760.29
3/16	228,622.29	3/16	228,851.32	3/16	229,080.35	3/16	229,309.38	3/16	229,538.41	3/16	229,767.44
1/4	228,629.45	1/4	228,858.48	1/4	229,087.51	1/4	229,316.54	1/4	229,545.57	1/4	229,774.60
5/16	228,636.60	5/16	228,865.63	5/16	229,094.67	5/16	229,323.70	5/16	229,552.73	5/16	229,781.76
3/8	228,643.76	3/8	228,872.79	3/8	229,101.82	3/8	229,330.85	3/8	229,559.88	3/8	229,788.91
7/16	228,650.92	7/16	228,879.95	7/16	229,108.98	7/16	229,338.01	7/16	229,567.04	7/16	229,796.07
1/2	228,658.08	1/2	228,887.11	1/2	229,116.14	1/2	229,345.17	1/2	229,574.20	1/2	229,803.23
9/16	228,665.23	9/16	228,894.26	9/16	229,123.29	9/16	229,352.32	9/16	229,581.36	9/16	229,810.39
5/8	228,672.39	5/8	228,901.42	5/8	229,130.45	5/8	229,359.48	5/8	229,588.51	5/8	229,817.54
11/16	228,679.55	11/16	228,908.58	11/16	229,137.61	11/16	229,366.64	11/16	229,595.67	11/16	229,824.70
3/4	228,686.70	3/4	228,915.73	3/4	229,144.77	3/4	229,373.80	3/4	229,602.83	3/4	229,831.86
13/16	228,693.86	13/16	228,922.89	13/16	229,151.92	13/16	229,380.95	13/16	229,609.98	13/16	229,839.02
7/8	228,701.02	7/8	228,930.05	7/8	229,159.08	7/8	229,388.11	7/8	229,617.14	7/8	229,846.17
15/16	228,708.18	15/16	228,937.21	15/16	229,166.24	15/16	229,395.27	15/16	229,624.30	15/16	229,853.33

This chart is Certified for Tank: 6 only. No changes are permissible without the written consent of GAUGE POINT CALIBRATION.

For calibration specification information, see certificate on page 1.

Tank No: 6
GAUGE POINT CALIBRATION
1-800-205-TANK

Red Hill, Pearl Harbor, HI

Issue Date: 12/22/2006

Capacities given in barrels of 42 U.S. gallons.

Gauge Height: 257'-07 7/8"

in/in	182 FT	in/in	182 FT	in/in	182 FT	in/in	182 FT	in/in	182 FT	in/in	183 FT
2	229,860.49	4	230,089.52	6	230,318.55	8	230,547.58	10	230,776.61	0	231,005.64
1/16	229,867.64	1/16	230,096.67	1/16	230,325.71	1/16	230,554.74	1/16	230,783.77	1/16	231,012.80
1/8	229,874.80	1/8	230,103.83	1/8	230,332.86	1/8	230,561.89	1/8	230,790.92	1/8	231,019.96
3/16	229,881.96	3/16	230,110.99	3/16	230,340.02	3/16	230,569.05	3/16	230,798.08	3/16	231,027.11
1/4	229,889.12	1/4	230,118.15	1/4	230,347.18	1/4	230,576.21	1/4	230,805.24	1/4	231,034.27
5/16	229,896.27	5/16	230,125.30	5/16	230,354.33	5/16	230,583.37	5/16	230,812.40	5/16	231,041.43
3/8	229,903.43	3/8	230,132.46	3/8	230,361.49	3/8	230,590.52	3/8	230,819.55	3/8	231,048.58
7/16	229,910.59	7/16	230,139.62	7/16	230,368.65	7/16	230,597.68	7/16	230,826.71	7/16	231,055.74
1/2	229,917.74	1/2	230,146.78	1/2	230,375.81	1/2	230,604.84	1/2	230,833.87	1/2	231,062.90
9/16	229,924.90	9/16	230,153.93	9/16	230,382.96	9/16	230,611.99	9/16	230,841.03	9/16	231,070.06
5/8	229,932.06	5/8	230,161.09	5/8	230,390.12	5/8	230,619.15	5/8	230,848.18	5/8	231,077.21
11/16	229,939.22	11/16	230,168.25	11/16	230,397.28	11/16	230,626.31	11/16	230,855.34	11/16	231,084.37
3/4	229,946.37	3/4	230,175.40	3/4	230,404.44	3/4	230,633.47	3/4	230,862.50	3/4	231,091.53
13/16	229,953.53	13/16	230,182.56	13/16	230,411.59	13/16	230,640.62	13/16	230,869.65	13/16	231,098.68
7/8	229,960.69	7/8	230,189.72	7/8	230,418.75	7/8	230,647.78	7/8	230,876.81	7/8	231,105.84
15/16	229,967.85	15/16	230,196.88	15/16	230,425.91	15/16	230,654.94	15/16	230,883.97	15/16	231,113.00
3	229,975.00	5	230,204.03	7	230,433.06	9	230,662.09	11	230,891.13	1	231,120.16
1/16	229,982.16	1/16	230,211.19	1/16	230,440.22	1/16	230,669.25	1/16	230,898.28	1/16	231,127.31
1/8	229,989.32	1/8	230,218.35	1/8	230,447.38	1/8	230,676.41	1/8	230,905.44	1/8	231,134.47
3/16	229,996.47	3/16	230,225.50	3/16	230,454.54	3/16	230,683.57	3/16	230,912.60	3/16	231,141.63
1/4	230,003.63	1/4	230,232.66	1/4	230,461.69	1/4	230,690.72	1/4	230,919.75	1/4	231,148.79
5/16	230,010.79	5/16	230,239.82	5/16	230,468.85	5/16	230,697.88	5/16	230,926.91	5/16	231,155.94
3/8	230,017.95	3/8	230,246.98	3/8	230,476.01	3/8	230,705.04	3/8	230,934.07	3/8	231,163.10
7/16	230,025.10	7/16	230,254.13	7/16	230,483.16	7/16	230,712.20	7/16	230,941.23	7/16	231,170.26
1/2	230,032.26	1/2	230,261.29	1/2	230,490.32	1/2	230,719.35	1/2	230,948.38	1/2	231,177.41
9/16	230,039.42	9/16	230,268.45	9/16	230,497.48	9/16	230,726.51	9/16	230,955.54	9/16	231,184.57
5/8	230,046.57	5/8	230,275.61	5/8	230,504.64	5/8	230,733.67	5/8	230,962.70	5/8	231,191.73
11/16	230,053.73	11/16	230,282.76	11/16	230,511.79	11/16	230,740.82	11/16	230,969.85	11/16	231,198.89
3/4	230,060.89	3/4	230,289.92	3/4	230,518.95	3/4	230,747.98	3/4	230,977.01	3/4	231,206.04
13/16	230,068.05	13/16	230,297.08	13/16	230,526.11	13/16	230,755.14	13/16	230,984.17	13/16	231,213.20
7/8	230,075.20	7/8	230,304.23	7/8	230,533.26	7/8	230,762.30	7/8	230,991.33	7/8	231,220.36
15/16	230,082.36	15/16	230,311.39	15/16	230,540.42	15/16	230,769.45	15/16	230,998.48	15/16	231,227.51

This chart is Certified for Tank: 6 only. No changes are permissible without the written consent of GAUGE POINT CALIBRATION.

For calibration specification information, see certificate on page 1.

Tank No: 6
GAUGE POINT CALIBRATION
1-800-205-TANK

Red Hill, Pearl Harbor, HI

Issue Date: 12/22/2006

Capacities given in barrels of 42 U.S. gallons.

Gauge Height: 257'-07 7/8"

in/in	183 FT	in/in	183 FT	in/in	183 FT	in/in	183 FT	in/in	183 FT	in/in	184 FT
2	231,234.67	4	231,463.70	6	231,692.73	8	231,921.13	10	232,149.52	0	232,377.92
1/16	231,241.83	1/16	231,470.86	1/16	231,699.87	1/16	231,928.27	1/16	232,156.66	1/16	232,385.06
1/8	231,248.99	1/8	231,478.02	1/8	231,707.01	1/8	231,935.40	1/8	232,163.80	1/8	232,392.19
3/16	231,256.14	3/16	231,485.17	3/16	231,714.15	3/16	231,942.54	3/16	232,170.94	3/16	232,399.33
1/4	231,263.30	1/4	231,492.33	1/4	231,721.28	1/4	231,949.68	1/4	232,178.07	1/4	232,406.47
5/16	231,270.46	5/16	231,499.49	5/16	231,728.42	5/16	231,956.82	5/16	232,185.21	5/16	232,413.61
3/8	231,277.61	3/8	231,506.65	3/8	231,735.56	3/8	231,963.95	3/8	232,192.35	3/8	232,420.74
7/16	231,284.77	7/16	231,513.80	7/16	231,742.69	7/16	231,971.09	7/16	232,199.49	7/16	232,427.88
1/2	231,291.93	1/2	231,520.96	1/2	231,749.83	1/2	231,978.23	1/2	232,206.62	1/2	232,435.02
9/16	231,299.09	9/16	231,528.12	9/16	231,756.97	9/16	231,985.37	9/16	232,213.76	9/16	232,442.16
5/8	231,306.24	5/8	231,535.27	5/8	231,764.11	5/8	231,992.50	5/8	232,220.90	5/8	232,449.29
11/16	231,313.40	11/16	231,542.43	11/16	231,771.24	11/16	231,999.64	11/16	232,228.04	11/16	232,456.43
3/4	231,320.56	3/4	231,549.59	3/4	231,778.38	3/4	232,006.78	3/4	232,235.17	3/4	232,463.57
13/16	231,327.72	13/16	231,556.75	13/16	231,785.52	13/16	232,013.91	13/16	232,242.31	13/16	232,470.71
7/8	231,334.87	7/8	231,563.90	7/8	231,792.66	7/8	232,021.05	7/8	232,249.45	7/8	232,477.84
15/16	231,342.03	15/16	231,571.06	15/16	231,799.79	15/16	232,028.19	15/16	232,256.58	15/16	232,484.98
3	231,349.19	5	231,578.22	7	231,806.93	9	232,035.33	11	232,263.72	1	232,492.12
1/16	231,356.34	1/16	231,585.38	1/16	231,814.07	1/16	232,042.46	1/16	232,270.86	1/16	232,499.26
1/8	231,363.50	1/8	231,592.53	1/8	231,821.21	1/8	232,049.60	1/8	232,278.00	1/8	232,506.39
3/16	231,370.66	3/16	231,599.69	3/16	231,828.34	3/16	232,056.74	3/16	232,285.13	3/16	232,513.53
1/4	231,377.82	1/4	231,606.85	1/4	231,835.48	1/4	232,063.88	1/4	232,292.27	1/4	232,520.67
5/16	231,384.97	5/16	231,614.00	5/16	231,842.62	5/16	232,071.01	5/16	232,299.41	5/16	232,527.80
3/8	231,392.13	3/8	231,621.16	3/8	231,849.76	3/8	232,078.15	3/8	232,306.55	3/8	232,534.94
7/16	231,399.29	7/16	231,628.32	7/16	231,856.89	7/16	232,085.29	7/16	232,313.68	7/16	232,542.08
1/2	231,406.44	1/2	231,635.48	1/2	231,864.03	1/2	232,092.43	1/2	232,320.82	1/2	232,549.22
9/16	231,413.60	9/16	231,642.63	9/16	231,871.17	9/16	232,099.56	9/16	232,327.96	9/16	232,556.35
5/8	231,420.76	5/8	231,649.79	5/8	231,878.30	5/8	232,106.70	5/8	232,335.10	5/8	232,563.49
11/16	231,427.92	11/16	231,656.95	11/16	231,885.44	11/16	232,113.84	11/16	232,342.23	11/16	232,570.63
3/4	231,435.07	3/4	231,664.10	3/4	231,892.58	3/4	232,120.98	3/4	232,349.37	3/4	232,577.77
13/16	231,442.23	13/16	231,671.26	13/16	231,899.72	13/16	232,128.11	13/16	232,356.51	13/16	232,584.90
7/8	231,449.39	7/8	231,678.42	7/8	231,906.85	7/8	232,135.25	7/8	232,363.65	7/8	232,592.04
15/16	231,456.55	15/16	231,685.58	15/16	231,913.99	15/16	232,142.39	15/16	232,370.78	15/16	232,599.18

This chart is Certified for Tank: 6 only. No changes are permissible without the written consent of GAUGE POINT CALIBRATION.

For calibration specification information, see certificate on page 1.

Tank No: 6
GAUGE POINT CALIBRATION
1-800-205-TANK

Red Hill, Pearl Harbor, HI

Issue Date: 12/22/2006

Capacities given in barrels of 42 U.S. gallons.

Gauge Height: 257'-07 7/8"

in/in	184 FT	in/in	184 FT	in/in	184 FT	in/in	184 FT	in/in	184 FT	in/in	185 FT
2	232,606.32	4	232,834.71	6	233,063.11	8	233,291.50	10	233,519.90	0	233,748.29
1/16	232,613.45	1/16	232,841.85	1/16	233,070.24	1/16	233,298.64	1/16	233,527.04	1/16	233,755.43
1/8	232,620.59	1/8	232,848.99	1/8	233,077.38	1/8	233,305.78	1/8	233,534.17	1/8	233,762.57
3/16	232,627.73	3/16	232,856.12	3/16	233,084.52	3/16	233,312.91	3/16	233,541.31	3/16	233,769.71
1/4	232,634.87	1/4	232,863.26	1/4	233,091.66	1/4	233,320.05	1/4	233,548.45	1/4	233,776.84
5/16	232,642.00	5/16	232,870.40	5/16	233,098.79	5/16	233,327.19	5/16	233,555.58	5/16	233,783.98
3/8	232,649.14	3/8	232,877.54	3/8	233,105.93	3/8	233,334.33	3/8	233,562.72	3/8	233,791.12
7/16	232,656.28	7/16	232,884.67	7/16	233,113.07	7/16	233,341.46	7/16	233,569.86	7/16	233,798.26
1/2	232,663.41	1/2	232,891.81	1/2	233,120.21	1/2	233,348.60	1/2	233,577.00	1/2	233,805.39
9/16	232,670.55	9/16	232,898.95	9/16	233,127.34	9/16	233,355.74	9/16	233,584.13	9/16	233,812.53
5/8	232,677.69	5/8	232,906.08	5/8	233,134.48	5/8	233,362.88	5/8	233,591.27	5/8	233,819.67
11/16	232,684.83	11/16	232,913.22	11/16	233,141.62	11/16	233,370.01	11/16	233,598.41	11/16	233,826.80
3/4	232,691.96	3/4	232,920.36	3/4	233,148.76	3/4	233,377.15	3/4	233,605.55	3/4	233,833.94
13/16	232,699.10	13/16	232,927.50	13/16	233,155.89	13/16	233,384.29	13/16	233,612.68	13/16	233,841.08
7/8	232,706.24	7/8	232,934.63	7/8	233,163.03	7/8	233,391.43	7/8	233,619.82	7/8	233,848.22
15/16	232,713.38	15/16	232,941.77	15/16	233,170.17	15/16	233,398.56	15/16	233,626.96	15/16	233,855.35
3	232,720.51	5	232,948.91	7	233,177.30	9	233,405.70	11	233,634.10	1	233,862.49
1/16	232,727.65	1/16	232,956.05	1/16	233,184.44	1/16	233,412.84	1/16	233,641.23	1/16	233,869.63
1/8	232,734.79	1/8	232,963.18	1/8	233,191.58	1/8	233,419.98	1/8	233,648.37	1/8	233,876.77
3/16	232,741.93	3/16	232,970.32	3/16	233,198.72	3/16	233,427.11	3/16	233,655.51	3/16	233,883.90
1/4	232,749.06	1/4	232,977.46	1/4	233,205.85	1/4	233,434.25	1/4	233,662.65	1/4	233,891.04
5/16	232,756.20	5/16	232,984.60	5/16	233,212.99	5/16	233,441.39	5/16	233,669.78	5/16	233,898.18
3/8	232,763.34	3/8	232,991.73	3/8	233,220.13	3/8	233,448.52	3/8	233,676.92	3/8	233,905.32
7/16	232,770.48	7/16	232,998.87	7/16	233,227.27	7/16	233,455.66	7/16	233,684.06	7/16	233,912.45
1/2	232,777.61	1/2	233,006.01	1/2	233,234.40	1/2	233,462.80	1/2	233,691.19	1/2	233,919.59
9/16	232,784.75	9/16	233,013.15	9/16	233,241.54	9/16	233,469.94	9/16	233,698.33	9/16	233,926.73
5/8	232,791.89	5/8	233,020.28	5/8	233,248.68	5/8	233,477.07	5/8	233,705.47	5/8	233,933.87
11/16	232,799.02	11/16	233,027.42	11/16	233,255.82	11/16	233,484.21	11/16	233,712.61	11/16	233,941.00
3/4	232,806.16	3/4	233,034.56	3/4	233,262.95	3/4	233,491.35	3/4	233,719.74	3/4	233,948.14
13/16	232,813.30	13/16	233,041.69	13/16	233,270.09	13/16	233,498.49	13/16	233,726.88	13/16	233,955.28
7/8	232,820.44	7/8	233,048.83	7/8	233,277.23	7/8	233,505.62	7/8	233,734.02	7/8	233,962.41
15/16	232,827.57	15/16	233,055.97	15/16	233,284.37	15/16	233,512.76	15/16	233,741.16	15/16	233,969.55

This chart is Certified for Tank: 6 only. No changes are permissible without the written consent of GAUGE POINT CALIBRATION.

For calibration specification information, see certificate on page 1.

Tank No: 6
GAUGE POINT CALIBRATION
1-800-205-TANK

Red Hill, Pearl Harbor, HI

Issue Date: 12/22/2006

Capacities given in barrels of 42 U.S. gallons.

Gauge Height: 257'-07 7/8"

in/in	185 FT	in/in	185 FT	in/in	185 FT	in/in	185 FT	in/in	185 FT	in/in	186 FT
2	233,976.69	4	234,205.08	6	234,433.48	8	234,661.88	10	234,890.27	0	235,118.67
1/16	233,983.83	1/16	234,212.22	1/16	234,440.62	1/16	234,669.01	1/16	234,897.41	1/16	235,125.80
1/8	233,990.96	1/8	234,219.36	1/8	234,447.76	1/8	234,676.15	1/8	234,904.55	1/8	235,132.94
3/16	233,998.10	3/16	234,226.50	3/16	234,454.89	3/16	234,683.29	3/16	234,911.68	3/16	235,140.08
1/4	234,005.24	1/4	234,233.63	1/4	234,462.03	1/4	234,690.43	1/4	234,918.82	1/4	235,147.22
5/16	234,012.38	5/16	234,240.77	5/16	234,469.17	5/16	234,697.56	5/16	234,925.96	5/16	235,154.35
3/8	234,019.51	3/8	234,247.91	3/8	234,476.30	3/8	234,704.70	3/8	234,933.10	3/8	235,161.49
7/16	234,026.65	7/16	234,255.05	7/16	234,483.44	7/16	234,711.84	7/16	234,940.23	7/16	235,168.63
1/2	234,033.79	1/2	234,262.18	1/2	234,490.58	1/2	234,718.98	1/2	234,947.37	1/2	235,175.77
9/16	234,040.93	9/16	234,269.32	9/16	234,497.72	9/16	234,726.11	9/16	234,954.51	9/16	235,182.90
5/8	234,048.06	5/8	234,276.46	5/8	234,504.85	5/8	234,733.25	5/8	234,961.65	5/8	235,190.04
11/16	234,055.20	11/16	234,283.60	11/16	234,511.99	11/16	234,740.39	11/16	234,968.78	11/16	235,197.18
3/4	234,062.34	3/4	234,290.73	3/4	234,519.13	3/4	234,747.52	3/4	234,975.92	3/4	235,204.32
13/16	234,069.48	13/16	234,297.87	13/16	234,526.27	13/16	234,754.66	13/16	234,983.06	13/16	235,211.45
7/8	234,076.61	7/8	234,305.01	7/8	234,533.40	7/8	234,761.80	7/8	234,990.19	7/8	235,218.59
15/16	234,083.75	15/16	234,312.15	15/16	234,540.54	15/16	234,768.94	15/16	234,997.33	15/16	235,225.73
3	234,090.89	5	234,319.28	7	234,547.68	9	234,776.07	11	235,004.47	1	235,232.87
1/16	234,098.02	1/16	234,326.42	1/16	234,554.82	1/16	234,783.21	1/16	235,011.61	1/16	235,240.00
1/8	234,105.16	1/8	234,333.56	1/8	234,561.95	1/8	234,790.35	1/8	235,018.74	1/8	235,247.14
3/16	234,112.30	3/16	234,340.69	3/16	234,569.09	3/16	234,797.49	3/16	235,025.88	3/16	235,254.28
1/4	234,119.44	1/4	234,347.83	1/4	234,576.23	1/4	234,804.62	1/4	235,033.02	1/4	235,261.41
5/16	234,126.57	5/16	234,354.97	5/16	234,583.37	5/16	234,811.76	5/16	235,040.16	5/16	235,268.55
3/8	234,133.71	3/8	234,362.11	3/8	234,590.50	3/8	234,818.90	3/8	235,047.29	3/8	235,275.69
7/16	234,140.85	7/16	234,369.24	7/16	234,597.64	7/16	234,826.04	7/16	235,054.43	7/16	235,282.83
1/2	234,147.99	1/2	234,376.38	1/2	234,604.78	1/2	234,833.17	1/2	235,061.57	1/2	235,289.96
9/16	234,155.12	9/16	234,383.52	9/16	234,611.91	9/16	234,840.31	9/16	235,068.71	9/16	235,297.10
5/8	234,162.26	5/8	234,390.66	5/8	234,619.05	5/8	234,847.45	5/8	235,075.84	5/8	235,304.24
11/16	234,169.40	11/16	234,397.79	11/16	234,626.19	11/16	234,854.58	11/16	235,082.98	11/16	235,311.38
3/4	234,176.54	3/4	234,404.93	3/4	234,633.33	3/4	234,861.72	3/4	235,090.12	3/4	235,318.51
13/16	234,183.67	13/16	234,412.07	13/16	234,640.46	13/16	234,868.86	13/16	235,097.26	13/16	235,325.65
7/8	234,190.81	7/8	234,419.21	7/8	234,647.60	7/8	234,876.00	7/8	235,104.39	7/8	235,332.79
15/16	234,197.95	15/16	234,426.34	15/16	234,654.74	15/16	234,883.13	15/16	235,111.53	15/16	235,339.93

This chart is Certified for Tank: 6 only. No changes are permissible without the written consent of GAUGE POINT CALIBRATION.

For calibration specification information, see certificate on page 1.

Tank No: 6
GAUGE POINT CALIBRATION
1-800-205-TANK

Red Hill, Pearl Harbor, HI

Issue Date: 12/22/2006

Capacities given in barrels of 42 U.S. gallons.

Gauge Height: 257'-07 7/8"

in/in	186 FT	in/in	186 FT	in/in	186 FT	in/in	186 FT	in/in	186 FT	in/in	187 FT
2	235,347.06	4	235,575.46	6	235,806.83	8	236,038.20	10	236,269.57	0	236,500.94
1/16	235,354.20	1/16	235,582.69	1/16	235,814.06	1/16	236,045.43	1/16	236,276.80	1/16	236,508.17
1/8	235,361.34	1/8	235,589.92	1/8	235,821.29	1/8	236,052.66	1/8	236,284.03	1/8	236,515.40
3/16	235,368.47	3/16	235,597.15	3/16	235,828.52	3/16	236,059.89	3/16	236,291.26	3/16	236,522.63
1/4	235,375.61	1/4	235,604.38	1/4	235,835.75	1/4	236,067.12	1/4	236,298.49	1/4	236,529.86
5/16	235,382.75	5/16	235,611.61	5/16	235,842.98	5/16	236,074.35	5/16	236,305.72	5/16	236,537.09
3/8	235,389.89	3/8	235,618.84	3/8	235,850.21	3/8	236,081.58	3/8	236,312.95	3/8	236,544.32
7/16	235,397.02	7/16	235,626.07	7/16	235,857.44	7/16	236,088.81	7/16	236,320.18	7/16	236,551.55
1/2	235,404.16	1/2	235,633.30	1/2	235,864.67	1/2	236,096.04	1/2	236,327.41	1/2	236,558.78
9/16	235,411.30	9/16	235,640.53	9/16	235,871.90	9/16	236,103.27	9/16	236,334.64	9/16	236,566.01
5/8	235,418.44	5/8	235,647.76	5/8	235,879.13	5/8	236,110.50	5/8	236,341.87	5/8	236,573.24
11/16	235,425.57	11/16	235,654.99	11/16	235,886.36	11/16	236,117.73	11/16	236,349.10	11/16	236,580.47
3/4	235,432.71	3/4	235,662.22	3/4	235,893.59	3/4	236,124.96	3/4	236,356.33	3/4	236,587.70
13/16	235,439.85	13/16	235,669.45	13/16	235,900.82	13/16	236,132.19	13/16	236,363.56	13/16	236,594.93
7/8	235,446.99	7/8	235,676.68	7/8	235,908.05	7/8	236,139.42	7/8	236,370.79	7/8	236,602.16
15/16	235,454.12	15/16	235,683.91	15/16	235,915.28	15/16	236,146.65	15/16	236,378.02	15/16	236,609.39
3	235,461.26	5	235,691.14	7	235,922.51	9	236,153.88	11	236,385.25	1	236,616.62
1/16	235,468.40	1/16	235,698.37	1/16	235,929.74	1/16	236,161.11	1/16	236,392.48	1/16	236,623.85
1/8	235,475.54	1/8	235,705.60	1/8	235,936.97	1/8	236,168.34	1/8	236,399.71	1/8	236,631.08
3/16	235,482.67	3/16	235,712.83	3/16	235,944.20	3/16	236,175.57	3/16	236,406.94	3/16	236,638.31
1/4	235,489.81	1/4	235,720.06	1/4	235,951.43	1/4	236,182.80	1/4	236,414.17	1/4	236,645.54
5/16	235,496.95	5/16	235,727.29	5/16	235,958.66	5/16	236,190.03	5/16	236,421.40	5/16	236,652.77
3/8	235,504.08	3/8	235,734.53	3/8	235,965.90	3/8	236,197.26	3/8	236,428.63	3/8	236,660.00
7/16	235,511.22	7/16	235,741.76	7/16	235,973.13	7/16	236,204.50	7/16	236,435.86	7/16	236,667.23
1/2	235,518.36	1/2	235,748.99	1/2	235,980.36	1/2	236,211.73	1/2	236,443.10	1/2	236,674.47
9/16	235,525.50	9/16	235,756.22	9/16	235,987.59	9/16	236,218.96	9/16	236,450.33	9/16	236,681.70
5/8	235,532.63	5/8	235,763.45	5/8	235,994.82	5/8	236,226.19	5/8	236,457.56	5/8	236,688.93
11/16	235,539.77	11/16	235,770.68	11/16	236,002.05	11/16	236,233.42	11/16	236,464.79	11/16	236,696.16
3/4	235,546.91	3/4	235,777.91	3/4	236,009.28	3/4	236,240.65	3/4	236,472.02	3/4	236,703.39
13/16	235,554.05	13/16	235,785.14	13/16	236,016.51	13/16	236,247.88	13/16	236,479.25	13/16	236,710.62
7/8	235,561.18	7/8	235,792.37	7/8	236,023.74	7/8	236,255.11	7/8	236,486.48	7/8	236,717.85
15/16	235,568.32	15/16	235,799.60	15/16	236,030.97	15/16	236,262.34	15/16	236,493.71	15/16	236,725.08

This chart is Certified for Tank: 6 only. No changes are permissible without the written consent of GAUGE POINT CALIBRATION.

For calibration specification information, see certificate on page 1.

Tank No: 6
GAUGE POINT CALIBRATION
1-800-205-TANK

Red Hill, Pearl Harbor, HI

Issue Date: 12/22/2006

Capacities given in barrels of 42 U.S. gallons.

Gauge Height: 257'-07 7/8"

in/in	187 FT	in/in	187 FT	in/in	187 FT	in/in	187 FT	in/in	187 FT	in/in	188 FT
2	236,732.31	4	236,963.68	6	237,195.05	8	237,426.42	10	237,657.79	0	237,889.16
1/16	236,739.54	1/16	236,970.91	1/16	237,202.28	1/16	237,433.65	1/16	237,665.02	1/16	237,896.43
1/8	236,746.77	1/8	236,978.14	1/8	237,209.51	1/8	237,440.88	1/8	237,672.25	1/8	237,903.71
3/16	236,754.00	3/16	236,985.37	3/16	237,216.74	3/16	237,448.11	3/16	237,679.48	3/16	237,910.98
1/4	236,761.23	1/4	236,992.60	1/4	237,223.97	1/4	237,455.34	1/4	237,686.71	1/4	237,918.26
5/16	236,768.46	5/16	236,999.83	5/16	237,231.20	5/16	237,462.57	5/16	237,693.94	5/16	237,925.54
3/8	236,775.69	3/8	237,007.06	3/8	237,238.43	3/8	237,469.80	3/8	237,701.17	3/8	237,932.81
7/16	236,782.92	7/16	237,014.29	7/16	237,245.66	7/16	237,477.03	7/16	237,708.40	7/16	237,940.09
1/2	236,790.15	1/2	237,021.52	1/2	237,252.89	1/2	237,484.26	1/2	237,715.63	1/2	237,947.36
9/16	236,797.38	9/16	237,028.75	9/16	237,260.12	9/16	237,491.49	9/16	237,722.86	9/16	237,954.64
5/8	236,804.61	5/8	237,035.98	5/8	237,267.35	5/8	237,498.72	5/8	237,730.09	5/8	237,961.91
11/16	236,811.84	11/16	237,043.21	11/16	237,274.58	11/16	237,505.95	11/16	237,737.32	11/16	237,969.19
3/4	236,819.07	3/4	237,050.44	3/4	237,281.81	3/4	237,513.18	3/4	237,744.55	3/4	237,976.47
13/16	236,826.30	13/16	237,057.67	13/16	237,289.04	13/16	237,520.41	13/16	237,751.78	13/16	237,983.74
7/8	236,833.53	7/8	237,064.90	7/8	237,296.27	7/8	237,527.64	7/8	237,759.01	7/8	237,991.02
15/16	236,840.76	15/16	237,072.13	15/16	237,303.50	15/16	237,534.87	15/16	237,766.24	15/16	237,998.29
3	236,847.99	5	237,079.36	7	237,310.73	9	237,542.10	11	237,773.47	1	238,005.57
1/16	236,855.22	1/16	237,086.59	1/16	237,317.96	1/16	237,549.33	1/16	237,780.70	1/16	238,012.84
1/8	236,862.45	1/8	237,093.82	1/8	237,325.19	1/8	237,556.56	1/8	237,787.93	1/8	238,020.12
3/16	236,869.68	3/16	237,101.05	3/16	237,332.42	3/16	237,563.79	3/16	237,795.16	3/16	238,027.40
1/4	236,876.91	1/4	237,108.28	1/4	237,339.65	1/4	237,571.02	1/4	237,802.39	1/4	238,034.67
5/16	236,884.14	5/16	237,115.51	5/16	237,346.88	5/16	237,578.25	5/16	237,809.62	5/16	238,041.95
3/8	236,891.37	3/8	237,122.74	3/8	237,354.11	3/8	237,585.48	3/8	237,816.85	3/8	238,049.22
7/16	236,898.60	7/16	237,129.97	7/16	237,361.34	7/16	237,592.71	7/16	237,824.08	7/16	238,056.50
1/2	236,905.83	1/2	237,137.20	1/2	237,368.57	1/2	237,599.94	1/2	237,831.31	1/2	238,063.78
9/16	236,913.07	9/16	237,144.43	9/16	237,375.80	9/16	237,607.17	9/16	237,838.54	9/16	238,071.05
5/8	236,920.30	5/8	237,151.67	5/8	237,383.04	5/8	237,614.40	5/8	237,845.77	5/8	238,078.33
11/16	236,927.53	11/16	237,158.90	11/16	237,390.27	11/16	237,621.64	11/16	237,853.00	11/16	238,085.60
3/4	236,934.76	3/4	237,166.13	3/4	237,397.50	3/4	237,628.87	3/4	237,860.24	3/4	238,092.88
13/16	236,941.99	13/16	237,173.36	13/16	237,404.73	13/16	237,636.10	13/16	237,867.47	13/16	238,100.15
7/8	236,949.22	7/8	237,180.59	7/8	237,411.96	7/8	237,643.33	7/8	237,874.70	7/8	238,107.43
15/16	236,956.45	15/16	237,187.82	15/16	237,419.19	15/16	237,650.56	15/16	237,881.93	15/16	238,114.71

This chart is Certified for Tank: 6 only. No changes are permissible without the written consent of GAUGE POINT CALIBRATION.

For calibration specification information, see certificate on page 1.

Tank No: 6
GAUGE POINT CALIBRATION
1-800-205-TANK

Red Hill, Pearl Harbor, HI

Issue Date: 12/22/2006

Capacities given in barrels of 42 U.S. gallons.

Gauge Height: 257'-07 7/8"

in/in	188 FT	in/in	188 FT	in/in	188 FT	in/in	188 FT	in/in	188 FT	in/in	189 FT
2	238,121.98	4	238,354.81	6	238,587.63	8	238,820.46	10	239,053.28	0	239,286.11
1/16	238,129.26	1/16	238,362.08	1/16	238,594.91	1/16	238,827.73	1/16	239,060.56	1/16	239,293.38
1/8	238,136.53	1/8	238,369.36	1/8	238,602.18	1/8	238,835.01	1/8	239,067.83	1/8	239,300.66
3/16	238,143.81	3/16	238,376.63	3/16	238,609.46	3/16	238,842.28	3/16	239,075.11	3/16	239,307.93
1/4	238,151.08	1/4	238,383.91	1/4	238,616.73	1/4	238,849.56	1/4	239,082.38	1/4	239,315.21
5/16	238,158.36	5/16	238,391.18	5/16	238,624.01	5/16	238,856.83	5/16	239,089.66	5/16	239,322.48
3/8	238,165.64	3/8	238,398.46	3/8	238,631.29	3/8	238,864.11	3/8	239,096.94	3/8	239,329.76
7/16	238,172.91	7/16	238,405.74	7/16	238,638.56	7/16	238,871.39	7/16	239,104.21	7/16	239,337.04
1/2	238,180.19	1/2	238,413.01	1/2	238,645.84	1/2	238,878.66	1/2	239,111.49	1/2	239,344.31
9/16	238,187.46	9/16	238,420.29	9/16	238,653.11	9/16	238,885.94	9/16	239,118.76	9/16	239,351.59
5/8	238,194.74	5/8	238,427.56	5/8	238,660.39	5/8	238,893.21	5/8	239,126.04	5/8	239,358.86
11/16	238,202.01	11/16	238,434.84	11/16	238,667.66	11/16	238,900.49	11/16	239,133.31	11/16	239,366.14
3/4	238,209.29	3/4	238,442.12	3/4	238,674.94	3/4	238,907.77	3/4	239,140.59	3/4	239,373.41
13/16	238,216.57	13/16	238,449.39	13/16	238,682.22	13/16	238,915.04	13/16	239,147.87	13/16	239,380.69
7/8	238,223.84	7/8	238,456.67	7/8	238,689.49	7/8	238,922.32	7/8	239,155.14	7/8	239,387.97
15/16	238,231.12	15/16	238,463.94	15/16	238,696.77	15/16	238,929.59	15/16	239,162.42	15/16	239,395.24
3	238,238.39	5	238,471.22	7	238,704.04	9	238,936.87	11	239,169.69	1	239,402.52
1/16	238,245.67	1/16	238,478.49	1/16	238,711.32	1/16	238,944.14	1/16	239,176.97	1/16	239,409.79
1/8	238,252.95	1/8	238,485.77	1/8	238,718.59	1/8	238,951.42	1/8	239,184.24	1/8	239,417.07
3/16	238,260.22	3/16	238,493.05	3/16	238,725.87	3/16	238,958.70	3/16	239,191.52	3/16	239,424.35
1/4	238,267.50	1/4	238,500.32	1/4	238,733.15	1/4	238,965.97	1/4	239,198.80	1/4	239,431.62
5/16	238,274.77	5/16	238,507.60	5/16	238,740.42	5/16	238,973.25	5/16	239,206.07	5/16	239,438.90
3/8	238,282.05	3/8	238,514.87	3/8	238,747.70	3/8	238,980.52	3/8	239,213.35	3/8	239,446.17
7/16	238,289.32	7/16	238,522.15	7/16	238,754.97	7/16	238,987.80	7/16	239,220.62	7/16	239,453.45
1/2	238,296.60	1/2	238,529.42	1/2	238,762.25	1/2	238,995.07	1/2	239,227.90	1/2	239,460.72
9/16	238,303.88	9/16	238,536.70	9/16	238,769.53	9/16	239,002.35	9/16	239,235.17	9/16	239,468.00
5/8	238,311.15	5/8	238,543.98	5/8	238,776.80	5/8	239,009.63	5/8	239,242.45	5/8	239,475.28
11/16	238,318.43	11/16	238,551.25	11/16	238,784.08	11/16	239,016.90	11/16	239,249.73	11/16	239,482.55
3/4	238,325.70	3/4	238,558.53	3/4	238,791.35	3/4	239,024.18	3/4	239,257.00	3/4	239,489.83
13/16	238,332.98	13/16	238,565.80	13/16	238,798.63	13/16	239,031.45	13/16	239,264.28	13/16	239,497.10
7/8	238,340.25	7/8	238,573.08	7/8	238,805.90	7/8	239,038.73	7/8	239,271.55	7/8	239,504.38
15/16	238,347.53	15/16	238,580.36	15/16	238,813.18	15/16	239,046.00	15/16	239,278.83	15/16	239,511.65

This chart is Certified for Tank: 6 only. No changes are permissible without the written consent of GAUGE POINT CALIBRATION.

For calibration specification information, see certificate on page 1.

Tank No: 6
GAUGE POINT CALIBRATION
1-800-205-TANK

Red Hill, Pearl Harbor, HI

Issue Date: 12/22/2006

Capacities given in barrels of 42 U.S. gallons.

Gauge Height: 257'-07 7/8"

in/in	189 FT	in/in	189 FT	in/in	189 FT	in/in	189 FT	in/in	189 FT	in/in	190 FT
2	239,518.93	4	239,751.75	6	239,984.58	8	240,217.40	10	240,450.23	0	240,683.05
1/16	239,526.21	1/16	239,759.03	1/16	239,991.86	1/16	240,224.68	1/16	240,457.51	1/16	240,690.33
1/8	239,533.48	1/8	239,766.31	1/8	239,999.13	1/8	240,231.96	1/8	240,464.78	1/8	240,697.61
3/16	239,540.76	3/16	239,773.58	3/16	240,006.41	3/16	240,239.23	3/16	240,472.06	3/16	240,704.88
1/4	239,548.03	1/4	239,780.86	1/4	240,013.68	1/4	240,246.51	1/4	240,479.33	1/4	240,712.16
5/16	239,555.31	5/16	239,788.13	5/16	240,020.96	5/16	240,253.78	5/16	240,486.61	5/16	240,719.43
3/8	239,562.58	3/8	239,795.41	3/8	240,028.23	3/8	240,261.06	3/8	240,493.88	3/8	240,726.71
7/16	239,569.86	7/16	239,802.69	7/16	240,035.51	7/16	240,268.33	7/16	240,501.16	7/16	240,733.98
1/2	239,577.14	1/2	239,809.96	1/2	240,042.79	1/2	240,275.61	1/2	240,508.44	1/2	240,741.26
9/16	239,584.41	9/16	239,817.24	9/16	240,050.06	9/16	240,282.89	9/16	240,515.71	9/16	240,748.54
5/8	239,591.69	5/8	239,824.51	5/8	240,057.34	5/8	240,290.16	5/8	240,522.99	5/8	240,755.81
11/16	239,598.96	11/16	239,831.79	11/16	240,064.61	11/16	240,297.44	11/16	240,530.26	11/16	240,763.09
3/4	239,606.24	3/4	239,839.06	3/4	240,071.89	3/4	240,304.71	3/4	240,537.54	3/4	240,770.36
13/16	239,613.52	13/16	239,846.34	13/16	240,079.16	13/16	240,311.99	13/16	240,544.81	13/16	240,777.64
7/8	239,620.79	7/8	239,853.62	7/8	240,086.44	7/8	240,319.27	7/8	240,552.09	7/8	240,784.91
15/16	239,628.07	15/16	239,860.89	15/16	240,093.72	15/16	240,326.54	15/16	240,559.37	15/16	240,792.19
3	239,635.34	5	239,868.17	7	240,100.99	9	240,333.82	11	240,566.64	1	240,799.47
1/16	239,642.62	1/16	239,875.44	1/16	240,108.27	1/16	240,341.09	1/16	240,573.92	1/16	240,806.74
1/8	239,649.89	1/8	239,882.72	1/8	240,115.54	1/8	240,348.37	1/8	240,581.19	1/8	240,814.02
3/16	239,657.17	3/16	239,889.99	3/16	240,122.82	3/16	240,355.64	3/16	240,588.47	3/16	240,821.29
1/4	239,664.45	1/4	239,897.27	1/4	240,130.10	1/4	240,362.92	1/4	240,595.74	1/4	240,828.57
5/16	239,671.72	5/16	239,904.55	5/16	240,137.37	5/16	240,370.20	5/16	240,603.02	5/16	240,835.85
3/8	239,679.00	3/8	239,911.82	3/8	240,144.65	3/8	240,377.47	3/8	240,610.30	3/8	240,843.12
7/16	239,686.27	7/16	239,919.10	7/16	240,151.92	7/16	240,384.75	7/16	240,617.57	7/16	240,850.40
1/2	239,693.55	1/2	239,926.37	1/2	240,159.20	1/2	240,392.02	1/2	240,624.85	1/2	240,857.67
9/16	239,700.82	9/16	239,933.65	9/16	240,166.47	9/16	240,399.30	9/16	240,632.12	9/16	240,864.95
5/8	239,708.10	5/8	239,940.93	5/8	240,173.75	5/8	240,406.57	5/8	240,639.40	5/8	240,872.22
11/16	239,715.38	11/16	239,948.20	11/16	240,181.03	11/16	240,413.85	11/16	240,646.68	11/16	240,879.50
3/4	239,722.65	3/4	239,955.48	3/4	240,188.30	3/4	240,421.13	3/4	240,653.95	3/4	240,886.78
13/16	239,729.93	13/16	239,962.75	13/16	240,195.58	13/16	240,428.40	13/16	240,661.23	13/16	240,894.05
7/8	239,737.20	7/8	239,970.03	7/8	240,202.85	7/8	240,435.68	7/8	240,668.50	7/8	240,901.33
15/16	239,744.48	15/16	239,977.30	15/16	240,210.13	15/16	240,442.95	15/16	240,675.78	15/16	240,908.60

This chart is Certified for Tank: 6 only. No changes are permissible without the written consent of GAUGE POINT CALIBRATION.

For calibration specification information, see certificate on page 1.

Tank No: 6
GAUGE POINT CALIBRATION
1-800-205-TANK

Red Hill, Pearl Harbor, HI

Issue Date: 12/22/2006

Capacities given in barrels of 42 U.S. gallons.

Gauge Height: 257'-07 7/8"

in/in	190 FT	in/in	190 FT	in/in	190 FT	in/in	190 FT	in/in	190 FT	in/in	191 FT
2	240,915.88	4	241,148.70	6	241,381.53	8	241,614.35	10	241,847.18	0	242,080.00
1/16	240,923.15	1/16	241,155.98	1/16	241,388.80	1/16	241,621.63	1/16	241,854.45	1/16	242,087.28
1/8	240,930.43	1/8	241,163.26	1/8	241,396.08	1/8	241,628.90	1/8	241,861.73	1/8	242,094.55
3/16	240,937.71	3/16	241,170.53	3/16	241,403.36	3/16	241,636.18	3/16	241,869.01	3/16	242,101.83
1/4	240,944.98	1/4	241,177.81	1/4	241,410.63	1/4	241,643.46	1/4	241,876.28	1/4	242,109.11
5/16	240,952.26	5/16	241,185.08	5/16	241,417.91	5/16	241,650.73	5/16	241,883.56	5/16	242,116.38
3/8	240,959.53	3/8	241,192.36	3/8	241,425.18	3/8	241,658.01	3/8	241,890.83	3/8	242,123.66
7/16	240,966.81	7/16	241,199.63	7/16	241,432.46	7/16	241,665.28	7/16	241,898.11	7/16	242,130.93
1/2	240,974.09	1/2	241,206.91	1/2	241,439.73	1/2	241,672.56	1/2	241,905.38	1/2	242,138.21
9/16	240,981.36	9/16	241,214.19	9/16	241,447.01	9/16	241,679.84	9/16	241,912.66	9/16	242,145.48
5/8	240,988.64	5/8	241,221.46	5/8	241,454.29	5/8	241,687.11	5/8	241,919.94	5/8	242,152.76
11/16	240,995.91	11/16	241,228.74	11/16	241,461.56	11/16	241,694.39	11/16	241,927.21	11/16	242,160.04
3/4	241,003.19	3/4	241,236.01	3/4	241,468.84	3/4	241,701.66	3/4	241,934.49	3/4	242,167.31
13/16	241,010.46	13/16	241,243.29	13/16	241,476.11	13/16	241,708.94	13/16	241,941.76	13/16	242,174.59
7/8	241,017.74	7/8	241,250.56	7/8	241,483.39	7/8	241,716.21	7/8	241,949.04	7/8	242,181.86
15/16	241,025.02	15/16	241,257.84	15/16	241,490.67	15/16	241,723.49	15/16	241,956.31	15/16	242,189.14
3	241,032.29	5	241,265.12	7	241,497.94	9	241,730.77	11	241,963.59	1	242,196.42
1/16	241,039.57	1/16	241,272.39	1/16	241,505.22	1/16	241,738.04	1/16	241,970.87	1/16	242,203.69
1/8	241,046.84	1/8	241,279.67	1/8	241,512.49	1/8	241,745.32	1/8	241,978.14	1/8	242,210.97
3/16	241,054.12	3/16	241,286.94	3/16	241,519.77	3/16	241,752.59	3/16	241,985.42	3/16	242,218.24
1/4	241,061.39	1/4	241,294.22	1/4	241,527.04	1/4	241,759.87	1/4	241,992.69	1/4	242,225.52
5/16	241,068.67	5/16	241,301.49	5/16	241,534.32	5/16	241,767.14	5/16	241,999.97	5/16	242,232.79
3/8	241,075.95	3/8	241,308.77	3/8	241,541.60	3/8	241,774.42	3/8	242,007.25	3/8	242,240.07
7/16	241,083.22	7/16	241,316.05	7/16	241,548.87	7/16	241,781.70	7/16	242,014.52	7/16	242,247.35
1/2	241,090.50	1/2	241,323.32	1/2	241,556.15	1/2	241,788.97	1/2	242,021.80	1/2	242,254.62
9/16	241,097.77	9/16	241,330.60	9/16	241,563.42	9/16	241,796.25	9/16	242,029.07	9/16	242,261.90
5/8	241,105.05	5/8	241,337.87	5/8	241,570.70	5/8	241,803.52	5/8	242,036.35	5/8	242,269.17
11/16	241,112.32	11/16	241,345.15	11/16	241,577.97	11/16	241,810.80	11/16	242,043.62	11/16	242,276.45
3/4	241,119.60	3/4	241,352.43	3/4	241,585.25	3/4	241,818.08	3/4	242,050.90	3/4	242,283.72
13/16	241,126.88	13/16	241,359.70	13/16	241,592.53	13/16	241,825.35	13/16	242,058.18	13/16	242,291.00
7/8	241,134.15	7/8	241,366.98	7/8	241,599.80	7/8	241,832.63	7/8	242,065.45	7/8	242,298.28
15/16	241,141.43	15/16	241,374.25	15/16	241,607.08	15/16	241,839.90	15/16	242,072.73	15/16	242,305.55

This chart is Certified for Tank: 6 only. No changes are permissible without the written consent of GAUGE POINT CALIBRATION.

For calibration specification information, see certificate on page 1.

Tank No: 6
GAUGE POINT CALIBRATION
1-800-205-TANK

Red Hill, Pearl Harbor, HI

Issue Date: 12/22/2006

Capacities given in barrels of 42 U.S. gallons.

Gauge Height: 257'-07 7/8"

in/in	191 FT	in/in	191 FT	in/in	191 FT	in/in	191 FT	in/in	191 FT	in/in	192 FT
2	242,312.83	4	242,545.65	6	242,778.48	8	243,011.30	10	243,244.13	0	243,476.95
1/16	242,320.10	1/16	242,552.93	1/16	242,785.75	1/16	243,018.58	1/16	243,251.40	1/16	243,484.23
1/8	242,327.38	1/8	242,560.20	1/8	242,793.03	1/8	243,025.85	1/8	243,258.68	1/8	243,491.50
3/16	242,334.66	3/16	242,567.48	3/16	242,800.30	3/16	243,033.13	3/16	243,265.95	3/16	243,498.78
1/4	242,341.93	1/4	242,574.76	1/4	242,807.58	1/4	243,040.41	1/4	243,273.23	1/4	243,506.05
5/16	242,349.21	5/16	242,582.03	5/16	242,814.86	5/16	243,047.68	5/16	243,280.51	5/16	243,513.33
3/8	242,356.48	3/8	242,589.31	3/8	242,822.13	3/8	243,054.96	3/8	243,287.78	3/8	243,520.61
7/16	242,363.76	7/16	242,596.58	7/16	242,829.41	7/16	243,062.23	7/16	243,295.06	7/16	243,527.88
1/2	242,371.03	1/2	242,603.86	1/2	242,836.68	1/2	243,069.51	1/2	243,302.33	1/2	243,535.16
9/16	242,378.31	9/16	242,611.13	9/16	242,843.96	9/16	243,076.78	9/16	243,309.61	9/16	243,542.43
5/8	242,385.59	5/8	242,618.41	5/8	242,851.24	5/8	243,084.06	5/8	243,316.88	5/8	243,549.71
11/16	242,392.86	11/16	242,625.69	11/16	242,858.51	11/16	243,091.34	11/16	243,324.16	11/16	243,556.99
3/4	242,400.14	3/4	242,632.96	3/4	242,865.79	3/4	243,098.61	3/4	243,331.44	3/4	243,564.26
13/16	242,407.41	13/16	242,640.24	13/16	242,873.06	13/16	243,105.89	13/16	243,338.71	13/16	243,571.54
7/8	242,414.69	7/8	242,647.51	7/8	242,880.34	7/8	243,113.16	7/8	243,345.99	7/8	243,578.81
15/16	242,421.96	15/16	242,654.79	15/16	242,887.61	15/16	243,120.44	15/16	243,353.26	15/16	243,586.09
3	242,429.24	5	242,662.06	7	242,894.89	9	243,127.71	11	243,360.54	1	243,593.36
1/16	242,436.52	1/16	242,669.34	1/16	242,902.17	1/16	243,134.99	1/16	243,367.82	1/16	243,600.64
1/8	242,443.79	1/8	242,676.62	1/8	242,909.44	1/8	243,142.27	1/8	243,375.09	1/8	243,607.92
3/16	242,451.07	3/16	242,683.89	3/16	242,916.72	3/16	243,149.54	3/16	243,382.37	3/16	243,615.19
1/4	242,458.34	1/4	242,691.17	1/4	242,923.99	1/4	243,156.82	1/4	243,389.64	1/4	243,622.47
5/16	242,465.62	5/16	242,698.44	5/16	242,931.27	5/16	243,164.09	5/16	243,396.92	5/16	243,629.74
3/8	242,472.89	3/8	242,705.72	3/8	242,938.54	3/8	243,171.37	3/8	243,404.19	3/8	243,637.02
7/16	242,480.17	7/16	242,713.00	7/16	242,945.82	7/16	243,178.64	7/16	243,411.47	7/16	243,644.29
1/2	242,487.45	1/2	242,720.27	1/2	242,953.10	1/2	243,185.92	1/2	243,418.75	1/2	243,651.57
9/16	242,494.72	9/16	242,727.55	9/16	242,960.37	9/16	243,193.20	9/16	243,426.02	9/16	243,658.85
5/8	242,502.00	5/8	242,734.82	5/8	242,967.65	5/8	243,200.47	5/8	243,433.30	5/8	243,666.12
11/16	242,509.27	11/16	242,742.10	11/16	242,974.92	11/16	243,207.75	11/16	243,440.57	11/16	243,673.40
3/4	242,516.55	3/4	242,749.37	3/4	242,982.20	3/4	243,215.02	3/4	243,447.85	3/4	243,680.67
13/16	242,523.83	13/16	242,756.65	13/16	242,989.47	13/16	243,222.30	13/16	243,455.12	13/16	243,687.95
7/8	242,531.10	7/8	242,763.93	7/8	242,996.75	7/8	243,229.58	7/8	243,462.40	7/8	243,695.22
15/16	242,538.38	15/16	242,771.20	15/16	243,004.03	15/16	243,236.85	15/16	243,469.68	15/16	243,702.50

This chart is Certified for Tank: 6 only. No changes are permissible without the written consent of GAUGE POINT CALIBRATION.

For calibration specification information, see certificate on page 1.

Tank No: 6
GAUGE POINT CALIBRATION
1-800-205-TANK

Red Hill, Pearl Harbor, HI

Issue Date: 12/22/2006

Capacities given in barrels of 42 U.S. gallons.

Gauge Height: 257'-07 7/8"

in/in	192 FT	in/in	192 FT	in/in	192 FT	in/in	192 FT	in/in	192 FT	in/in	193 FT
2	243,709.78	4	243,942.60	6	244,175.43	8	244,408.25	10	244,641.08	0	244,873.90
1/16	243,717.05	1/16	243,949.88	1/16	244,182.70	1/16	244,415.53	1/16	244,648.35	1/16	244,881.18
1/8	243,724.33	1/8	243,957.15	1/8	244,189.98	1/8	244,422.80	1/8	244,655.63	1/8	244,888.45
3/16	243,731.60	3/16	243,964.43	3/16	244,197.25	3/16	244,430.08	3/16	244,662.90	3/16	244,895.73
1/4	243,738.88	1/4	243,971.70	1/4	244,204.53	1/4	244,437.35	1/4	244,670.18	1/4	244,903.00
5/16	243,746.16	5/16	243,978.98	5/16	244,211.80	5/16	244,444.63	5/16	244,677.45	5/16	244,910.28
3/8	243,753.43	3/8	243,986.26	3/8	244,219.08	3/8	244,451.91	3/8	244,684.73	3/8	244,917.56
7/16	243,760.71	7/16	243,993.53	7/16	244,226.36	7/16	244,459.18	7/16	244,692.01	7/16	244,924.83
1/2	243,767.98	1/2	244,000.81	1/2	244,233.63	1/2	244,466.46	1/2	244,699.28	1/2	244,932.11
9/16	243,775.26	9/16	244,008.08	9/16	244,240.91	9/16	244,473.73	9/16	244,706.56	9/16	244,939.38
5/8	243,782.53	5/8	244,015.36	5/8	244,248.18	5/8	244,481.01	5/8	244,713.83	5/8	244,946.66
11/16	243,789.81	11/16	244,022.63	11/16	244,255.46	11/16	244,488.28	11/16	244,721.11	11/16	244,953.93
3/4	243,797.09	3/4	244,029.91	3/4	244,262.74	3/4	244,495.56	3/4	244,728.39	3/4	244,961.21
13/16	243,804.36	13/16	244,037.19	13/16	244,270.01	13/16	244,502.84	13/16	244,735.66	13/16	244,968.49
7/8	243,811.64	7/8	244,044.46	7/8	244,277.29	7/8	244,510.11	7/8	244,742.94	7/8	244,975.76
15/16	243,818.91	15/16	244,051.74	15/16	244,284.56	15/16	244,517.39	15/16	244,750.21	15/16	244,983.04
3	243,826.19	5	244,059.01	7	244,291.84	9	244,524.66	11	244,757.49	1	244,990.31
1/16	243,833.46	1/16	244,066.29	1/16	244,299.11	1/16	244,531.94	1/16	244,764.76	1/16	244,997.59
1/8	243,840.74	1/8	244,073.57	1/8	244,306.39	1/8	244,539.21	1/8	244,772.04	1/8	245,004.86
3/16	243,848.02	3/16	244,080.84	3/16	244,313.67	3/16	244,546.49	3/16	244,779.32	3/16	245,012.14
1/4	243,855.29	1/4	244,088.12	1/4	244,320.94	1/4	244,553.77	1/4	244,786.59	1/4	245,019.42
5/16	243,862.57	5/16	244,095.39	5/16	244,328.22	5/16	244,561.04	5/16	244,793.87	5/16	245,026.69
3/8	243,869.84	3/8	244,102.67	3/8	244,335.49	3/8	244,568.32	3/8	244,801.14	3/8	245,033.97
7/16	243,877.12	7/16	244,109.94	7/16	244,342.77	7/16	244,575.59	7/16	244,808.42	7/16	245,041.24
1/2	243,884.40	1/2	244,117.22	1/2	244,350.04	1/2	244,582.87	1/2	244,815.69	1/2	245,048.52
9/16	243,891.67	9/16	244,124.50	9/16	244,357.32	9/16	244,590.15	9/16	244,822.97	9/16	245,055.79
5/8	243,898.95	5/8	244,131.77	5/8	244,364.60	5/8	244,597.42	5/8	244,830.25	5/8	245,063.07
11/16	243,906.22	11/16	244,139.05	11/16	244,371.87	11/16	244,604.70	11/16	244,837.52	11/16	245,070.35
3/4	243,913.50	3/4	244,146.32	3/4	244,379.15	3/4	244,611.97	3/4	244,844.80	3/4	245,077.62
13/16	243,920.77	13/16	244,153.60	13/16	244,386.42	13/16	244,619.25	13/16	244,852.07	13/16	245,084.90
7/8	243,928.05	7/8	244,160.87	7/8	244,393.70	7/8	244,626.52	7/8	244,859.35	7/8	245,092.17
15/16	243,935.33	15/16	244,168.15	15/16	244,400.98	15/16	244,633.80	15/16	244,866.62	15/16	245,099.45

This chart is Certified for Tank: 6 only. No changes are permissible without the written consent of GAUGE POINT CALIBRATION.

For calibration specification information, see certificate on page 1.

Tank No: 6
GAUGE POINT CALIBRATION
1-800-205-TANK

Red Hill, Pearl Harbor, HI

Issue Date: 12/22/2006

Capacities given in barrels of 42 U.S. gallons.

Gauge Height: 257'-07 7/8"

in/in	193 FT	in/in	193 FT	in/in	193 FT	in/in	193 FT	in/in	193 FT	in/in	194 FT
2	245,106.73	4	245,339.55	6	245,572.39	8	245,805.22	10	246,038.06	0	246,270.90
1/16	245,114.00	1/16	245,346.83	1/16	245,579.66	1/16	245,812.50	1/16	246,045.34	1/16	246,278.17
1/8	245,121.28	1/8	245,354.10	1/8	245,586.94	1/8	245,819.78	1/8	246,052.61	1/8	246,285.45
3/16	245,128.55	3/16	245,361.38	3/16	245,594.22	3/16	245,827.05	3/16	246,059.89	3/16	246,292.72
1/4	245,135.83	1/4	245,368.65	1/4	245,601.49	1/4	245,834.33	1/4	246,067.16	1/4	246,300.00
5/16	245,143.10	5/16	245,375.93	5/16	245,608.77	5/16	245,841.60	5/16	246,074.44	5/16	246,307.28
3/8	245,150.38	3/8	245,383.21	3/8	245,616.04	3/8	245,848.88	3/8	246,081.72	3/8	246,314.55
7/16	245,157.66	7/16	245,390.48	7/16	245,623.32	7/16	245,856.16	7/16	246,088.99	7/16	246,321.83
1/2	245,164.93	1/2	245,397.76	1/2	245,630.60	1/2	245,863.43	1/2	246,096.27	1/2	246,329.11
9/16	245,172.21	9/16	245,405.04	9/16	245,637.87	9/16	245,870.71	9/16	246,103.55	9/16	246,336.38
5/8	245,179.48	5/8	245,412.31	5/8	245,645.15	5/8	245,877.98	5/8	246,110.82	5/8	246,343.66
11/16	245,186.76	11/16	245,419.59	11/16	245,652.42	11/16	245,885.26	11/16	246,118.10	11/16	246,350.93
3/4	245,194.03	3/4	245,426.86	3/4	245,659.70	3/4	245,892.54	3/4	246,125.37	3/4	246,358.21
13/16	245,201.31	13/16	245,434.14	13/16	245,666.98	13/16	245,899.81	13/16	246,132.65	13/16	246,365.49
7/8	245,208.59	7/8	245,441.42	7/8	245,674.25	7/8	245,907.09	7/8	246,139.93	7/8	246,372.76
15/16	245,215.86	15/16	245,448.69	15/16	245,681.53	15/16	245,914.37	15/16	246,147.20	15/16	246,380.04
3	245,223.14	5	245,455.97	7	245,688.81	9	245,921.64	11	246,154.48	1	246,387.31
1/16	245,230.41	1/16	245,463.24	1/16	245,696.08	1/16	245,928.92	1/16	246,161.75	1/16	246,394.59
1/8	245,237.69	1/8	245,470.52	1/8	245,703.36	1/8	245,936.19	1/8	246,169.03	1/8	246,401.87
3/16	245,244.97	3/16	245,477.80	3/16	245,710.63	3/16	245,943.47	3/16	246,176.31	3/16	246,409.14
1/4	245,252.24	1/4	245,485.07	1/4	245,717.91	1/4	245,950.75	1/4	246,183.58	1/4	246,416.42
5/16	245,259.52	5/16	245,492.35	5/16	245,725.19	5/16	245,958.02	5/16	246,190.86	5/16	246,423.70
3/8	245,266.79	3/8	245,499.63	3/8	245,732.46	3/8	245,965.30	3/8	246,198.14	3/8	246,430.97
7/16	245,274.07	7/16	245,506.90	7/16	245,739.74	7/16	245,972.57	7/16	246,205.41	7/16	246,438.25
1/2	245,281.34	1/2	245,514.18	1/2	245,747.01	1/2	245,979.85	1/2	246,212.69	1/2	246,445.52
9/16	245,288.62	9/16	245,521.45	9/16	245,754.29	9/16	245,987.13	9/16	246,219.96	9/16	246,452.80
5/8	245,295.90	5/8	245,528.73	5/8	245,761.57	5/8	245,994.40	5/8	246,227.24	5/8	246,460.08
11/16	245,303.17	11/16	245,536.01	11/16	245,768.84	11/16	246,001.68	11/16	246,234.52	11/16	246,467.35
3/4	245,310.45	3/4	245,543.28	3/4	245,776.12	3/4	246,008.96	3/4	246,241.79	3/4	246,474.63
13/16	245,317.72	13/16	245,550.56	13/16	245,783.39	13/16	246,016.23	13/16	246,249.07	13/16	246,481.90
7/8	245,325.00	7/8	245,557.83	7/8	245,790.67	7/8	246,023.51	7/8	246,256.34	7/8	246,489.18
15/16	245,332.27	15/16	245,565.11	15/16	245,797.95	15/16	246,030.78	15/16	246,263.62	15/16	246,496.46

This chart is Certified for Tank: 6 only. No changes are permissible without the written consent of GAUGE POINT CALIBRATION.

For calibration specification information, see certificate on page 1.

Tank No: 6
GAUGE POINT CALIBRATION
1-800-205-TANK

Red Hill, Pearl Harbor, HI

Issue Date: 12/22/2006

Capacities given in barrels of 42 U.S. gallons.

Gauge Height: 257'-07 7/8"

in/in	194 FT	in/in	194 FT	in/in	194 FT	in/in	194 FT	in/in	194 FT	in/in	195 FT
2	246,503.73	4	246,736.57	6	246,969.41	8	247,202.24	10	247,435.08	0	247,667.92
1/16	246,511.01	1/16	246,743.85	1/16	246,976.68	1/16	247,209.52	1/16	247,442.36	1/16	247,675.19
1/8	246,518.29	1/8	246,751.12	1/8	246,983.96	1/8	247,216.80	1/8	247,449.63	1/8	247,682.47
3/16	246,525.56	3/16	246,758.40	3/16	246,991.23	3/16	247,224.07	3/16	247,456.91	3/16	247,689.74
1/4	246,532.84	1/4	246,765.67	1/4	246,998.51	1/4	247,231.35	1/4	247,464.18	1/4	247,697.02
5/16	246,540.11	5/16	246,772.95	5/16	247,005.79	5/16	247,238.62	5/16	247,471.46	5/16	247,704.30
3/8	246,547.39	3/8	246,780.23	3/8	247,013.06	3/8	247,245.90	3/8	247,478.74	3/8	247,711.57
7/16	246,554.67	7/16	246,787.50	7/16	247,020.34	7/16	247,253.18	7/16	247,486.01	7/16	247,718.85
1/2	246,561.94	1/2	246,794.78	1/2	247,027.62	1/2	247,260.45	1/2	247,493.29	1/2	247,726.13
9/16	246,569.22	9/16	246,802.05	9/16	247,034.89	9/16	247,267.73	9/16	247,500.56	9/16	247,733.40
5/8	246,576.49	5/8	246,809.33	5/8	247,042.17	5/8	247,275.00	5/8	247,507.84	5/8	247,740.68
11/16	246,583.77	11/16	246,816.61	11/16	247,049.44	11/16	247,282.28	11/16	247,515.12	11/16	247,747.95
3/4	246,591.05	3/4	246,823.88	3/4	247,056.72	3/4	247,289.56	3/4	247,522.39	3/4	247,755.23
13/16	246,598.32	13/16	246,831.16	13/16	247,064.00	13/16	247,296.83	13/16	247,529.67	13/16	247,762.51
7/8	246,605.60	7/8	246,838.44	7/8	247,071.27	7/8	247,304.11	7/8	247,536.95	7/8	247,769.78
15/16	246,612.88	15/16	246,845.71	15/16	247,078.55	15/16	247,311.39	15/16	247,544.22	15/16	247,777.06
3	246,620.15	5	246,852.99	7	247,085.82	9	247,318.66	11	247,551.50	1	247,784.33
1/16	246,627.43	1/16	246,860.26	1/16	247,093.10	1/16	247,325.94	1/16	247,558.77	1/16	247,791.61
1/8	246,634.70	1/8	246,867.54	1/8	247,100.38	1/8	247,333.21	1/8	247,566.05	1/8	247,798.89
3/16	246,641.98	3/16	246,874.82	3/16	247,107.65	3/16	247,340.49	3/16	247,573.33	3/16	247,806.16
1/4	246,649.26	1/4	246,882.09	1/4	247,114.93	1/4	247,347.77	1/4	247,580.60	1/4	247,813.44
5/16	246,656.53	5/16	246,889.37	5/16	247,122.21	5/16	247,355.04	5/16	247,587.88	5/16	247,820.72
3/8	246,663.81	3/8	246,896.64	3/8	247,129.48	3/8	247,362.32	3/8	247,595.15	3/8	247,827.99
7/16	246,671.08	7/16	246,903.92	7/16	247,136.76	7/16	247,369.59	7/16	247,602.43	7/16	247,835.27
1/2	246,678.36	1/2	246,911.20	1/2	247,144.03	1/2	247,376.87	1/2	247,609.71	1/2	247,842.54
9/16	246,685.64	9/16	246,918.47	9/16	247,151.31	9/16	247,384.15	9/16	247,616.98	9/16	247,849.82
5/8	246,692.91	5/8	246,925.75	5/8	247,158.59	5/8	247,391.42	5/8	247,624.26	5/8	247,857.10
11/16	246,700.19	11/16	246,933.03	11/16	247,165.86	11/16	247,398.70	11/16	247,631.54	11/16	247,864.37
3/4	246,707.47	3/4	246,940.30	3/4	247,173.14	3/4	247,405.97	3/4	247,638.81	3/4	247,871.65
13/16	246,714.74	13/16	246,947.58	13/16	247,180.41	13/16	247,413.25	13/16	247,646.09	13/16	247,878.92
7/8	246,722.02	7/8	246,954.85	7/8	247,187.69	7/8	247,420.53	7/8	247,653.36	7/8	247,886.20
15/16	246,729.29	15/16	246,962.13	15/16	247,194.97	15/16	247,427.80	15/16	247,660.64	15/16	247,893.48

This chart is Certified for Tank: 6 only. No changes are permissible without the written consent of GAUGE POINT CALIBRATION.

For calibration specification information, see certificate on page 1.

Tank No: 6
GAUGE POINT CALIBRATION
1-800-205-TANK

Red Hill, Pearl Harbor, HI

Issue Date: 12/22/2006

Capacities given in barrels of 42 U.S. gallons.

Gauge Height: 257'-07 7/8"

in/in	195 FT	in/in	195 FT	in/in	195 FT	in/in	195 FT	in/in	195 FT	in/in	196 FT
2	247,900.75	4	248,133.59	6	248,366.43	8	248,599.26	10	248,832.10	0	249,064.94
1/16	247,908.03	1/16	248,140.87	1/16	248,373.70	1/16	248,606.54	1/16	248,839.38	1/16	249,072.21
1/8	247,915.30	1/8	248,148.14	1/8	248,380.98	1/8	248,613.81	1/8	248,846.65	1/8	249,079.49
3/16	247,922.58	3/16	248,155.42	3/16	248,388.25	3/16	248,621.09	3/16	248,853.93	3/16	249,086.76
1/4	247,929.86	1/4	248,162.69	1/4	248,395.53	1/4	248,628.37	1/4	248,861.20	1/4	249,094.04
5/16	247,937.13	5/16	248,169.97	5/16	248,402.81	5/16	248,635.64	5/16	248,868.48	5/16	249,101.32
3/8	247,944.41	3/8	248,177.25	3/8	248,410.08	3/8	248,642.92	3/8	248,875.76	3/8	249,108.59
7/16	247,951.69	7/16	248,184.52	7/16	248,417.36	7/16	248,650.20	7/16	248,883.03	7/16	249,115.87
1/2	247,958.96	1/2	248,191.80	1/2	248,424.64	1/2	248,657.47	1/2	248,890.31	1/2	249,123.14
9/16	247,966.24	9/16	248,199.07	9/16	248,431.91	9/16	248,664.75	9/16	248,897.58	9/16	249,130.42
5/8	247,973.51	5/8	248,206.35	5/8	248,439.19	5/8	248,672.02	5/8	248,904.86	5/8	249,137.70
11/16	247,980.79	11/16	248,213.63	11/16	248,446.46	11/16	248,679.30	11/16	248,912.14	11/16	249,144.97
3/4	247,988.07	3/4	248,220.90	3/4	248,453.74	3/4	248,686.58	3/4	248,919.41	3/4	249,152.25
13/16	247,995.34	13/16	248,228.18	13/16	248,461.02	13/16	248,693.85	13/16	248,926.69	13/16	249,159.53
7/8	248,002.62	7/8	248,235.46	7/8	248,468.29	7/8	248,701.13	7/8	248,933.97	7/8	249,166.80
15/16	248,009.89	15/16	248,242.73	15/16	248,475.57	15/16	248,708.40	15/16	248,941.24	15/16	249,174.08
3	248,017.17	5	248,250.01	7	248,482.84	9	248,715.68	11	248,948.52	1	249,181.35
1/16	248,024.45	1/16	248,257.28	1/16	248,490.12	1/16	248,722.96	1/16	248,955.79	1/16	249,188.63
1/8	248,031.72	1/8	248,264.56	1/8	248,497.40	1/8	248,730.23	1/8	248,963.07	1/8	249,195.91
3/16	248,039.00	3/16	248,271.84	3/16	248,504.67	3/16	248,737.51	3/16	248,970.35	3/16	249,203.18
1/4	248,046.28	1/4	248,279.11	1/4	248,511.95	1/4	248,744.79	1/4	248,977.62	1/4	249,210.46
5/16	248,053.55	5/16	248,286.39	5/16	248,519.22	5/16	248,752.06	5/16	248,984.90	5/16	249,217.73
3/8	248,060.83	3/8	248,293.66	3/8	248,526.50	3/8	248,759.34	3/8	248,992.17	3/8	249,225.01
7/16	248,068.10	7/16	248,300.94	7/16	248,533.78	7/16	248,766.61	7/16	248,999.45	7/16	249,232.29
1/2	248,075.38	1/2	248,308.22	1/2	248,541.05	1/2	248,773.89	1/2	249,006.73	1/2	249,239.56
9/16	248,082.66	9/16	248,315.49	9/16	248,548.33	9/16	248,781.17	9/16	249,014.00	9/16	249,246.84
5/8	248,089.93	5/8	248,322.77	5/8	248,555.61	5/8	248,788.44	5/8	249,021.28	5/8	249,254.12
11/16	248,097.21	11/16	248,330.05	11/16	248,562.88	11/16	248,795.72	11/16	249,028.55	11/16	249,261.39
3/4	248,104.48	3/4	248,337.32	3/4	248,570.16	3/4	248,802.99	3/4	249,035.83	3/4	249,268.67
13/16	248,111.76	13/16	248,344.60	13/16	248,577.43	13/16	248,810.27	13/16	249,043.11	13/16	249,275.94
7/8	248,119.04	7/8	248,351.87	7/8	248,584.71	7/8	248,817.55	7/8	249,050.38	7/8	249,283.22
15/16	248,126.31	15/16	248,359.15	15/16	248,591.99	15/16	248,824.82	15/16	249,057.66	15/16	249,290.50

This chart is Certified for Tank: 6 only. No changes are permissible without the written consent of GAUGE POINT CALIBRATION.

For calibration specification information, see certificate on page 1.

Tank No: 6
GAUGE POINT CALIBRATION
1-800-205-TANK

Red Hill, Pearl Harbor, HI

Issue Date: 12/22/2006

Capacities given in barrels of 42 U.S. gallons.

Gauge Height: 257'-07 7/8"

in/in	196 FT	in/in	196 FT	in/in	196 FT	in/in	196 FT	in/in	196 FT	in/in	197 FT
2	249,297.77	4	249,530.61	6	249,763.45	8	249,996.28	10	250,229.12	0	250,461.96
1/16	249,305.05	1/16	249,537.89	1/16	249,770.72	1/16	250,003.56	1/16	250,236.39	1/16	250,469.23
1/8	249,312.32	1/8	249,545.16	1/8	249,778.00	1/8	250,010.83	1/8	250,243.67	1/8	250,476.51
3/16	249,319.60	3/16	249,552.44	3/16	249,785.27	3/16	250,018.11	3/16	250,250.95	3/16	250,483.78
1/4	249,326.88	1/4	249,559.71	1/4	249,792.55	1/4	250,025.39	1/4	250,258.22	1/4	250,491.06
5/16	249,334.15	5/16	249,566.99	5/16	249,799.83	5/16	250,032.66	5/16	250,265.50	5/16	250,498.34
3/8	249,341.43	3/8	249,574.27	3/8	249,807.10	3/8	250,039.94	3/8	250,272.78	3/8	250,505.61
7/16	249,348.71	7/16	249,581.54	7/16	249,814.38	7/16	250,047.22	7/16	250,280.05	7/16	250,512.89
1/2	249,355.98	1/2	249,588.82	1/2	249,821.65	1/2	250,054.49	1/2	250,287.33	1/2	250,520.16
9/16	249,363.26	9/16	249,596.09	9/16	249,828.93	9/16	250,061.77	9/16	250,294.60	9/16	250,527.44
5/8	249,370.53	5/8	249,603.37	5/8	249,836.21	5/8	250,069.04	5/8	250,301.88	5/8	250,534.72
11/16	249,377.81	11/16	249,610.65	11/16	249,843.48	11/16	250,076.32	11/16	250,309.16	11/16	250,541.99
3/4	249,385.09	3/4	249,617.92	3/4	249,850.76	3/4	250,083.60	3/4	250,316.43	3/4	250,549.27
13/16	249,392.36	13/16	249,625.20	13/16	249,858.04	13/16	250,090.87	13/16	250,323.71	13/16	250,556.55
7/8	249,399.64	7/8	249,632.47	7/8	249,865.31	7/8	250,098.15	7/8	250,330.98	7/8	250,563.82
15/16	249,406.91	15/16	249,639.75	15/16	249,872.59	15/16	250,105.42	15/16	250,338.26	15/16	250,571.10
3	249,414.19	5	249,647.03	7	249,879.86	9	250,112.70	11	250,345.54	1	250,578.37
1/16	249,421.47	1/16	249,654.30	1/16	249,887.14	1/16	250,119.98	1/16	250,352.81	1/16	250,585.65
1/8	249,428.74	1/8	249,661.58	1/8	249,894.42	1/8	250,127.25	1/8	250,360.09	1/8	250,592.93
3/16	249,436.02	3/16	249,668.86	3/16	249,901.69	3/16	250,134.53	3/16	250,367.37	3/16	250,600.20
1/4	249,443.30	1/4	249,676.13	1/4	249,908.97	1/4	250,141.80	1/4	250,374.64	1/4	250,607.48
5/16	249,450.57	5/16	249,683.41	5/16	249,916.24	5/16	250,149.08	5/16	250,381.92	5/16	250,614.75
3/8	249,457.85	3/8	249,690.68	3/8	249,923.52	3/8	250,156.36	3/8	250,389.19	3/8	250,622.03
7/16	249,465.12	7/16	249,697.96	7/16	249,930.80	7/16	250,163.63	7/16	250,396.47	7/16	250,629.31
1/2	249,472.40	1/2	249,705.24	1/2	249,938.07	1/2	250,170.91	1/2	250,403.75	1/2	250,636.58
9/16	249,479.68	9/16	249,712.51	9/16	249,945.35	9/16	250,178.19	9/16	250,411.02	9/16	250,643.86
5/8	249,486.95	5/8	249,719.79	5/8	249,952.63	5/8	250,185.46	5/8	250,418.30	5/8	250,651.14
11/16	249,494.23	11/16	249,727.06	11/16	249,959.90	11/16	250,192.74	11/16	250,425.57	11/16	250,658.41
3/4	249,501.50	3/4	249,734.34	3/4	249,967.18	3/4	250,200.01	3/4	250,432.85	3/4	250,665.69
13/16	249,508.78	13/16	249,741.62	13/16	249,974.45	13/16	250,207.29	13/16	250,440.13	13/16	250,672.96
7/8	249,516.06	7/8	249,748.89	7/8	249,981.73	7/8	250,214.57	7/8	250,447.40	7/8	250,680.24
15/16	249,523.33	15/16	249,756.17	15/16	249,989.01	15/16	250,221.84	15/16	250,454.68	15/16	250,687.52

This chart is Certified for Tank: 6 only. No changes are permissible without the written consent of GAUGE POINT CALIBRATION.

For calibration specification information, see certificate on page 1.

Tank No: 6
GAUGE POINT CALIBRATION
1-800-205-TANK

Red Hill, Pearl Harbor, HI

Issue Date: 12/22/2006

Capacities given in barrels of 42 U.S. gallons.

Gauge Height: 257'-07 7/8"

in/in	197 FT	in/in	197 FT	in/in	197 FT	in/in	197 FT	in/in	197 FT	in/in	198 FT
2	250,694.79	4	250,927.63	6	251,160.47	8	251,393.30	10	251,626.14	0	251,858.97
1/16	250,702.07	1/16	250,934.90	1/16	251,167.74	1/16	251,400.58	1/16	251,633.41	1/16	251,866.25
1/8	250,709.34	1/8	250,942.18	1/8	251,175.02	1/8	251,407.85	1/8	251,640.69	1/8	251,873.53
3/16	250,716.62	3/16	250,949.46	3/16	251,182.29	3/16	251,415.13	3/16	251,647.97	3/16	251,880.80
1/4	250,723.90	1/4	250,956.73	1/4	251,189.57	1/4	251,422.41	1/4	251,655.24	1/4	251,888.08
5/16	250,731.17	5/16	250,964.01	5/16	251,196.85	5/16	251,429.68	5/16	251,662.52	5/16	251,895.36
3/8	250,738.45	3/8	250,971.29	3/8	251,204.12	3/8	251,436.96	3/8	251,669.80	3/8	251,902.63
7/16	250,745.72	7/16	250,978.56	7/16	251,211.40	7/16	251,444.23	7/16	251,677.07	7/16	251,909.91
1/2	250,753.00	1/2	250,985.84	1/2	251,218.67	1/2	251,451.51	1/2	251,684.35	1/2	251,917.18
9/16	250,760.28	9/16	250,993.11	9/16	251,225.95	9/16	251,458.79	9/16	251,691.62	9/16	251,924.46
5/8	250,767.55	5/8	251,000.39	5/8	251,233.23	5/8	251,466.06	5/8	251,698.90	5/8	251,931.74
11/16	250,774.83	11/16	251,007.67	11/16	251,240.50	11/16	251,473.34	11/16	251,706.18	11/16	251,939.01
3/4	250,782.11	3/4	251,014.94	3/4	251,247.78	3/4	251,480.62	3/4	251,713.45	3/4	251,946.29
13/16	250,789.38	13/16	251,022.22	13/16	251,255.05	13/16	251,487.89	13/16	251,720.73	13/16	251,953.56
7/8	250,796.66	7/8	251,029.49	7/8	251,262.33	7/8	251,495.17	7/8	251,728.00	7/8	251,960.84
15/16	250,803.93	15/16	251,036.77	15/16	251,269.61	15/16	251,502.44	15/16	251,735.28	15/16	251,968.12
3	250,811.21	5	251,044.05	7	251,276.88	9	251,509.72	11	251,742.56	1	251,975.39
1/16	250,818.49	1/16	251,051.32	1/16	251,284.16	1/16	251,517.00	1/16	251,749.83	1/16	251,982.67
1/8	250,825.76	1/8	251,058.60	1/8	251,291.44	1/8	251,524.27	1/8	251,757.11	1/8	251,989.95
3/16	250,833.04	3/16	251,065.88	3/16	251,298.71	3/16	251,531.55	3/16	251,764.39	3/16	251,997.22
1/4	250,840.31	1/4	251,073.15	1/4	251,305.99	1/4	251,538.82	1/4	251,771.66	1/4	252,004.50
5/16	250,847.59	5/16	251,080.43	5/16	251,313.26	5/16	251,546.10	5/16	251,778.94	5/16	252,011.77
3/8	250,854.87	3/8	251,087.70	3/8	251,320.54	3/8	251,553.38	3/8	251,786.21	3/8	252,019.05
7/16	250,862.14	7/16	251,094.98	7/16	251,327.82	7/16	251,560.65	7/16	251,793.49	7/16	252,026.33
1/2	250,869.42	1/2	251,102.26	1/2	251,335.09	1/2	251,567.93	1/2	251,800.77	1/2	252,033.60
9/16	250,876.70	9/16	251,109.53	9/16	251,342.37	9/16	251,575.21	9/16	251,808.04	9/16	252,040.88
5/8	250,883.97	5/8	251,116.81	5/8	251,349.64	5/8	251,582.48	5/8	251,815.32	5/8	252,048.15
11/16	250,891.25	11/16	251,124.08	11/16	251,356.92	11/16	251,589.76	11/16	251,822.59	11/16	252,055.43
3/4	250,898.52	3/4	251,131.36	3/4	251,364.20	3/4	251,597.03	3/4	251,829.87	3/4	252,062.71
13/16	250,905.80	13/16	251,138.64	13/16	251,371.47	13/16	251,604.31	13/16	251,837.15	13/16	252,069.98
7/8	250,913.08	7/8	251,145.91	7/8	251,378.75	7/8	251,611.59	7/8	251,844.42	7/8	252,077.26
15/16	250,920.35	15/16	251,153.19	15/16	251,386.03	15/16	251,618.86	15/16	251,851.70	15/16	252,084.54

This chart is Certified for Tank: 6 only. No changes are permissible without the written consent of GAUGE POINT CALIBRATION.

For calibration specification information, see certificate on page 1.

Tank No: 6
GAUGE POINT CALIBRATION
1-800-205-TANK

Red Hill, Pearl Harbor, HI

Issue Date: 12/22/2006

Capacities given in barrels of 42 U.S. gallons.

Gauge Height: 257'-07 7/8"

in/in	198 FT	in/in	198 FT	in/in	198 FT	in/in	198 FT	in/in	198 FT	in/in	199 FT
2	252,091.81	4	252,324.65	6	252,557.54	8	252,790.42	10	253,023.31	0	253,256.20
1/16	252,099.09	1/16	252,331.93	1/16	252,564.81	1/16	252,797.70	1/16	253,030.59	1/16	253,263.48
1/8	252,106.36	1/8	252,339.20	1/8	252,572.09	1/8	252,804.98	1/8	253,037.87	1/8	253,270.76
3/16	252,113.64	3/16	252,346.48	3/16	252,579.37	3/16	252,812.26	3/16	253,045.15	3/16	253,278.03
1/4	252,120.92	1/4	252,353.76	1/4	252,586.65	1/4	252,819.54	1/4	253,052.42	1/4	253,285.31
5/16	252,128.19	5/16	252,361.04	5/16	252,593.93	5/16	252,826.81	5/16	253,059.70	5/16	253,292.59
3/8	252,135.47	3/8	252,368.31	3/8	252,601.20	3/8	252,834.09	3/8	253,066.98	3/8	253,299.87
7/16	252,142.74	7/16	252,375.59	7/16	252,608.48	7/16	252,841.37	7/16	253,074.26	7/16	253,307.15
1/2	252,150.02	1/2	252,382.87	1/2	252,615.76	1/2	252,848.65	1/2	253,081.53	1/2	253,314.42
9/16	252,157.30	9/16	252,390.15	9/16	252,623.04	9/16	252,855.92	9/16	253,088.81	9/16	253,321.70
5/8	252,164.57	5/8	252,397.43	5/8	252,630.31	5/8	252,863.20	5/8	253,096.09	5/8	253,328.98
11/16	252,171.85	11/16	252,404.70	11/16	252,637.59	11/16	252,870.48	11/16	253,103.37	11/16	253,336.26
3/4	252,179.13	3/4	252,411.98	3/4	252,644.87	3/4	252,877.76	3/4	253,110.65	3/4	253,343.53
13/16	252,186.40	13/16	252,419.26	13/16	252,652.15	13/16	252,885.04	13/16	253,117.92	13/16	253,350.81
7/8	252,193.68	7/8	252,426.54	7/8	252,659.42	7/8	252,892.31	7/8	253,125.20	7/8	253,358.09
15/16	252,200.95	15/16	252,433.81	15/16	252,666.70	15/16	252,899.59	15/16	253,132.48	15/16	253,365.37
3	252,208.23	5	252,441.09	7	252,673.98	9	252,906.87	11	253,139.76	1	253,372.65
1/16	252,215.51	1/16	252,448.37	1/16	252,681.26	1/16	252,914.15	1/16	253,147.03	1/16	253,379.92
1/8	252,222.78	1/8	252,455.65	1/8	252,688.54	1/8	252,921.42	1/8	253,154.31	1/8	253,387.20
3/16	252,230.06	3/16	252,462.93	3/16	252,695.81	3/16	252,928.70	3/16	253,161.59	3/16	253,394.48
1/4	252,237.33	1/4	252,470.20	1/4	252,703.09	1/4	252,935.98	1/4	253,168.87	1/4	253,401.76
5/16	252,244.61	5/16	252,477.48	5/16	252,710.37	5/16	252,943.26	5/16	253,176.15	5/16	253,409.03
3/8	252,251.89	3/8	252,484.76	3/8	252,717.65	3/8	252,950.54	3/8	253,183.42	3/8	253,416.31
7/16	252,259.16	7/16	252,492.04	7/16	252,724.92	7/16	252,957.81	7/16	253,190.70	7/16	253,423.59
1/2	252,266.44	1/2	252,499.31	1/2	252,732.20	1/2	252,965.09	1/2	253,197.98	1/2	253,430.87
9/16	252,273.72	9/16	252,506.59	9/16	252,739.48	9/16	252,972.37	9/16	253,205.26	9/16	253,438.14
5/8	252,280.99	5/8	252,513.87	5/8	252,746.76	5/8	252,979.65	5/8	253,212.53	5/8	253,445.42
11/16	252,288.27	11/16	252,521.15	11/16	252,754.04	11/16	252,986.92	11/16	253,219.81	11/16	253,452.70
3/4	252,295.54	3/4	252,528.43	3/4	252,761.31	3/4	252,994.20	3/4	253,227.09	3/4	253,459.98
13/16	252,302.82	13/16	252,535.70	13/16	252,768.59	13/16	253,001.48	13/16	253,234.37	13/16	253,467.26
7/8	252,310.10	7/8	252,542.98	7/8	252,775.87	7/8	253,008.76	7/8	253,241.65	7/8	253,474.53
15/16	252,317.37	15/16	252,550.26	15/16	252,783.15	15/16	253,016.03	15/16	253,248.92	15/16	253,481.81

This chart is Certified for Tank: 6 only. No changes are permissible without the written consent of GAUGE POINT CALIBRATION.

For calibration specification information, see certificate on page 1.

Tank No: 6
GAUGE POINT CALIBRATION
1-800-205-TANK

Red Hill, Pearl Harbor, HI

Issue Date: 12/22/2006

Capacities given in barrels of 42 U.S. gallons.

Gauge Height: 257'-07 7/8"

in/in	199 FT	in/in	199 FT	in/in	199 FT	in/in	199 FT	in/in	199 FT	in/in	200 FT
2	253,489.09	4	253,721.98	6	253,954.87	8	254,187.75	10	254,420.64	0	254,653.53
1/16	253,496.37	1/16	253,729.26	1/16	253,962.14	1/16	254,195.03	1/16	254,427.92	1/16	254,660.81
1/8	253,503.64	1/8	253,736.53	1/8	253,969.42	1/8	254,202.31	1/8	254,435.20	1/8	254,668.09
3/16	253,510.92	3/16	253,743.81	3/16	253,976.70	3/16	254,209.59	3/16	254,442.48	3/16	254,675.36
1/4	253,518.20	1/4	253,751.09	1/4	253,983.98	1/4	254,216.86	1/4	254,449.75	1/4	254,682.64
5/16	253,525.48	5/16	253,758.37	5/16	253,991.25	5/16	254,224.14	5/16	254,457.03	5/16	254,689.92
3/8	253,532.76	3/8	253,765.64	3/8	253,998.53	3/8	254,231.42	3/8	254,464.31	3/8	254,697.20
7/16	253,540.03	7/16	253,772.92	7/16	254,005.81	7/16	254,238.70	7/16	254,471.59	7/16	254,704.47
1/2	253,547.31	1/2	253,780.20	1/2	254,013.09	1/2	254,245.98	1/2	254,478.86	1/2	254,711.75
9/16	253,554.59	9/16	253,787.48	9/16	254,020.37	9/16	254,253.25	9/16	254,486.14	9/16	254,719.03
5/8	253,561.87	5/8	253,794.75	5/8	254,027.64	5/8	254,260.53	5/8	254,493.42	5/8	254,726.31
11/16	253,569.14	11/16	253,802.03	11/16	254,034.92	11/16	254,267.81	11/16	254,500.70	11/16	254,733.59
3/4	253,576.42	3/4	253,809.31	3/4	254,042.20	3/4	254,275.09	3/4	254,507.97	3/4	254,740.86
13/16	253,583.70	13/16	253,816.59	13/16	254,049.48	13/16	254,282.36	13/16	254,515.25	13/16	254,748.14
7/8	253,590.98	7/8	253,823.87	7/8	254,056.75	7/8	254,289.64	7/8	254,522.53	7/8	254,755.42
15/16	253,598.26	15/16	253,831.14	15/16	254,064.03	15/16	254,296.92	15/16	254,529.81	15/16	254,762.70
3	253,605.53	5	253,838.42	7	254,071.31	9	254,304.20	11	254,537.09	1	254,769.97
1/16	253,612.81	1/16	253,845.70	1/16	254,078.59	1/16	254,311.48	1/16	254,544.36	1/16	254,777.25
1/8	253,620.09	1/8	253,852.98	1/8	254,085.87	1/8	254,318.75	1/8	254,551.64	1/8	254,784.53
3/16	253,627.37	3/16	253,860.25	3/16	254,093.14	3/16	254,326.03	3/16	254,558.92	3/16	254,791.81
1/4	253,634.64	1/4	253,867.53	1/4	254,100.42	1/4	254,333.31	1/4	254,566.20	1/4	254,799.09
5/16	253,641.92	5/16	253,874.81	5/16	254,107.70	5/16	254,340.59	5/16	254,573.47	5/16	254,806.36
3/8	253,649.20	3/8	253,882.09	3/8	254,114.98	3/8	254,347.86	3/8	254,580.75	3/8	254,813.64
7/16	253,656.48	7/16	253,889.37	7/16	254,122.25	7/16	254,355.14	7/16	254,588.03	7/16	254,820.92
1/2	253,663.76	1/2	253,896.64	1/2	254,129.53	1/2	254,362.42	1/2	254,595.31	1/2	254,828.20
9/16	253,671.03	9/16	253,903.92	9/16	254,136.81	9/16	254,369.70	9/16	254,602.59	9/16	254,835.47
5/8	253,678.31	5/8	253,911.20	5/8	254,144.09	5/8	254,376.98	5/8	254,609.86	5/8	254,842.75
11/16	253,685.59	11/16	253,918.48	11/16	254,151.36	11/16	254,384.25	11/16	254,617.14	11/16	254,850.03
3/4	253,692.87	3/4	253,925.75	3/4	254,158.64	3/4	254,391.53	3/4	254,624.42	3/4	254,857.31
13/16	253,700.14	13/16	253,933.03	13/16	254,165.92	13/16	254,398.81	13/16	254,631.70	13/16	254,864.59
7/8	253,707.42	7/8	253,940.31	7/8	254,173.20	7/8	254,406.09	7/8	254,638.97	7/8	254,871.86
15/16	253,714.70	15/16	253,947.59	15/16	254,180.48	15/16	254,413.36	15/16	254,646.25	15/16	254,879.14

This chart is Certified for Tank: 6 only. No changes are permissible without the written consent of GAUGE POINT CALIBRATION.

For calibration specification information, see certificate on page 1.

Tank No: 6
GAUGE POINT CALIBRATION
1-800-205-TANK

Red Hill, Pearl Harbor, HI

Issue Date: 12/22/2006

Capacities given in barrels of 42 U.S. gallons.

Gauge Height: 257'-07 7/8"

in/in	200 FT	in/in	200 FT	in/in	200 FT	in/in	200 FT	in/in	200 FT	in/in	201 FT
2	254,886.42	4	255,119.31	6	255,353.54	8	255,588.96	10	255,824.16	0	256,059.16
1/16	254,893.70	1/16	255,126.58	1/16	255,360.90	1/16	255,596.31	1/16	255,831.51	1/16	256,066.50
1/8	254,900.97	1/8	255,133.86	1/8	255,368.25	1/8	255,603.66	1/8	255,838.85	1/8	256,073.84
3/16	254,908.25	3/16	255,141.14	3/16	255,375.61	3/16	255,611.01	3/16	255,846.20	3/16	256,081.18
1/4	254,915.53	1/4	255,148.42	1/4	255,382.97	1/4	255,618.36	1/4	255,853.54	1/4	256,088.52
5/16	254,922.81	5/16	255,155.70	5/16	255,390.33	5/16	255,625.71	5/16	255,860.89	5/16	256,095.85
3/8	254,930.08	3/8	255,162.97	3/8	255,397.69	3/8	255,633.07	3/8	255,868.23	3/8	256,103.19
7/16	254,937.36	7/16	255,170.25	7/16	255,405.05	7/16	255,640.42	7/16	255,875.58	7/16	256,110.53
1/2	254,944.64	1/2	255,177.53	1/2	255,412.41	1/2	255,647.77	1/2	255,882.93	1/2	256,117.87
9/16	254,951.92	9/16	255,184.81	9/16	255,419.76	9/16	255,655.12	9/16	255,890.27	9/16	256,125.21
5/8	254,959.20	5/8	255,192.08	5/8	255,427.12	5/8	255,662.47	5/8	255,897.62	5/8	256,132.55
11/16	254,966.47	11/16	255,199.36	11/16	255,434.48	11/16	255,669.83	11/16	255,904.96	11/16	256,139.89
3/4	254,973.75	3/4	255,206.64	3/4	255,441.84	3/4	255,677.18	3/4	255,912.31	3/4	256,147.23
13/16	254,981.03	13/16	255,213.92	13/16	255,449.20	13/16	255,684.53	13/16	255,919.65	13/16	256,154.57
7/8	254,988.31	7/8	255,221.20	7/8	255,456.56	7/8	255,691.88	7/8	255,927.00	7/8	256,161.90
15/16	254,995.58	15/16	255,228.47	15/16	255,463.91	15/16	255,699.23	15/16	255,934.34	15/16	256,169.24
3	255,002.86	5	255,235.75	7	255,471.27	9	255,706.59	11	255,941.69	1	256,176.58
1/16	255,010.14	1/16	255,243.11	1/16	255,478.63	1/16	255,713.93	1/16	255,949.03	1/16	256,183.92
1/8	255,017.42	1/8	255,250.47	1/8	255,485.98	1/8	255,721.28	1/8	255,956.37	1/8	256,191.25
3/16	255,024.70	3/16	255,257.84	3/16	255,493.34	3/16	255,728.63	3/16	255,963.71	3/16	256,198.59
1/4	255,031.97	1/4	255,265.20	1/4	255,500.69	1/4	255,735.98	1/4	255,971.06	1/4	256,205.92
5/16	255,039.25	5/16	255,272.56	5/16	255,508.05	5/16	255,743.33	5/16	255,978.40	5/16	256,213.26
3/8	255,046.53	3/8	255,279.92	3/8	255,515.40	3/8	255,750.68	3/8	255,985.74	3/8	256,220.59
7/16	255,053.81	7/16	255,287.28	7/16	255,522.76	7/16	255,758.03	7/16	255,993.08	7/16	256,227.93
1/2	255,061.08	1/2	255,294.64	1/2	255,530.11	1/2	255,765.37	1/2	256,000.42	1/2	256,235.27
9/16	255,068.36	9/16	255,302.01	9/16	255,537.47	9/16	255,772.72	9/16	256,007.77	9/16	256,242.60
5/8	255,075.64	5/8	255,309.37	5/8	255,544.82	5/8	255,780.07	5/8	256,015.11	5/8	256,249.94
11/16	255,082.92	11/16	255,316.73	11/16	255,552.18	11/16	255,787.42	11/16	256,022.45	11/16	256,257.27
3/4	255,090.20	3/4	255,324.09	3/4	255,559.53	3/4	255,794.77	3/4	256,029.79	3/4	256,264.61
13/16	255,097.47	13/16	255,331.45	13/16	255,566.89	13/16	255,802.12	13/16	256,037.13	13/16	256,271.94
7/8	255,104.75	7/8	255,338.81	7/8	255,574.25	7/8	255,809.47	7/8	256,044.48	7/8	256,279.28
15/16	255,112.03	15/16	255,346.18	15/16	255,581.60	15/16	255,816.81	15/16	256,051.82	15/16	256,286.61

This chart is Certified for Tank: 6 only. No changes are permissible without the written consent of GAUGE POINT CALIBRATION.

For calibration specification information, see certificate on page 1.

Tank No: 6
GAUGE POINT CALIBRATION
1-800-205-TANK

Red Hill, Pearl Harbor, HI

Issue Date: 12/22/2006

Capacities given in barrels of 42 U.S. gallons.

Gauge Height: 257'-07 7/8"

in/in	201 FT	in/in	201 FT	in/in	201 FT	in/in	201 FT	in/in	201 FT	in/in	202 FT
2	256,293.95	4	256,528.53	6	256,762.90	8	256,997.06	10	257,231.01	0	257,464.75
1/16	256,301.28	1/16	256,535.85	1/16	256,770.22	1/16	257,004.37	1/16	257,238.32	1/16	257,472.05
1/8	256,308.61	1/8	256,543.18	1/8	256,777.54	1/8	257,011.68	1/8	257,245.62	1/8	257,479.35
3/16	256,315.95	3/16	256,550.51	3/16	256,784.86	3/16	257,019.00	3/16	257,252.93	3/16	257,486.65
1/4	256,323.28	1/4	256,557.83	1/4	256,792.17	1/4	257,026.31	1/4	257,260.23	1/4	257,493.95
5/16	256,330.61	5/16	256,565.16	5/16	256,799.49	5/16	257,033.62	5/16	257,267.54	5/16	257,501.25
3/8	256,337.94	3/8	256,572.48	3/8	256,806.81	3/8	257,040.93	3/8	257,274.85	3/8	257,508.55
7/16	256,345.28	7/16	256,579.81	7/16	256,814.13	7/16	257,048.25	7/16	257,282.15	7/16	257,515.85
1/2	256,352.61	1/2	256,587.13	1/2	256,821.45	1/2	257,055.56	1/2	257,289.46	1/2	257,523.15
9/16	256,359.94	9/16	256,594.46	9/16	256,828.77	9/16	257,062.87	9/16	257,296.76	9/16	257,530.45
5/8	256,367.27	5/8	256,601.79	5/8	256,836.09	5/8	257,070.18	5/8	257,304.07	5/8	257,537.75
11/16	256,374.60	11/16	256,609.11	11/16	256,843.41	11/16	257,077.50	11/16	257,311.38	11/16	257,545.05
3/4	256,381.94	3/4	256,616.44	3/4	256,850.73	3/4	257,084.81	3/4	257,318.68	3/4	257,552.35
13/16	256,389.27	13/16	256,623.76	13/16	256,858.05	13/16	257,092.12	13/16	257,325.99	13/16	257,559.65
7/8	256,396.60	7/8	256,631.09	7/8	256,865.37	7/8	257,099.44	7/8	257,333.30	7/8	257,566.95
15/16	256,403.93	15/16	256,638.41	15/16	256,872.69	15/16	257,106.75	15/16	257,340.60	15/16	257,574.25
3	256,411.27	5	256,645.74	7	256,880.00	9	257,114.06	11	257,347.91	1	257,581.54
1/16	256,418.59	1/16	256,653.06	1/16	256,887.32	1/16	257,121.37	1/16	257,355.21	1/16	257,588.84
1/8	256,425.92	1/8	256,660.38	1/8	256,894.64	1/8	257,128.68	1/8	257,362.51	1/8	257,596.14
3/16	256,433.25	3/16	256,667.71	3/16	256,901.95	3/16	257,135.99	3/16	257,369.82	3/16	257,603.43
1/4	256,440.58	1/4	256,675.03	1/4	256,909.27	1/4	257,143.30	1/4	257,377.12	1/4	257,610.73
5/16	256,447.91	5/16	256,682.35	5/16	256,916.58	5/16	257,150.61	5/16	257,384.42	5/16	257,618.03
3/8	256,455.24	3/8	256,689.67	3/8	256,923.90	3/8	257,157.92	3/8	257,391.72	3/8	257,625.32
7/16	256,462.57	7/16	256,697.00	7/16	256,931.22	7/16	257,165.23	7/16	257,399.03	7/16	257,632.62
1/2	256,469.90	1/2	256,704.32	1/2	256,938.53	1/2	257,172.54	1/2	257,406.33	1/2	257,639.92
9/16	256,477.23	9/16	256,711.64	9/16	256,945.85	9/16	257,179.84	9/16	257,413.63	9/16	257,647.21
5/8	256,484.55	5/8	256,718.96	5/8	256,953.16	5/8	257,187.15	5/8	257,420.94	5/8	257,654.51
11/16	256,491.88	11/16	256,726.29	11/16	256,960.48	11/16	257,194.46	11/16	257,428.24	11/16	257,661.80
3/4	256,499.21	3/4	256,733.61	3/4	256,967.80	3/4	257,201.77	3/4	257,435.54	3/4	257,669.10
13/16	256,506.54	13/16	256,740.93	13/16	256,975.11	13/16	257,209.08	13/16	257,442.84	13/16	257,676.40
7/8	256,513.87	7/8	256,748.25	7/8	256,982.43	7/8	257,216.39	7/8	257,450.15	7/8	257,683.69
15/16	256,521.20	15/16	256,755.58	15/16	256,989.74	15/16	257,223.70	15/16	257,457.45	15/16	257,690.99

This chart is Certified for Tank: 6 only. No changes are permissible without the written consent of GAUGE POINT CALIBRATION.

For calibration specification information, see certificate on page 1.

Tank No: 6
GAUGE POINT CALIBRATION
1-800-205-TANK

Red Hill, Pearl Harbor, HI

Issue Date: 12/22/2006

Capacities given in barrels of 42 U.S. gallons.

Gauge Height: 257'-07 7/8"

in/in	202 FT	in/in	202 FT	in/in	202 FT	in/in	202 FT	in/in	202 FT	in/in	203 FT
2	257,698.29	4	257,931.61	6	258,164.73	8	258,397.63	10	258,630.33	0	258,862.82
1/16	257,705.58	1/16	257,938.90	1/16	258,172.01	1/16	258,404.91	1/16	258,637.60	1/16	258,870.08
1/8	257,712.87	1/8	257,946.18	1/8	258,179.29	1/8	258,412.18	1/8	258,644.86	1/8	258,877.34
3/16	257,720.16	3/16	257,953.47	3/16	258,186.57	3/16	258,419.45	3/16	258,652.13	3/16	258,884.60
1/4	257,727.46	1/4	257,960.76	1/4	258,193.85	1/4	258,426.73	1/4	258,659.40	1/4	258,891.86
5/16	257,734.75	5/16	257,968.04	5/16	258,201.13	5/16	258,434.00	5/16	258,666.66	5/16	258,899.12
3/8	257,742.04	3/8	257,975.33	3/8	258,208.41	3/8	258,441.27	3/8	258,673.93	3/8	258,906.38
7/16	257,749.34	7/16	257,982.62	7/16	258,215.69	7/16	258,448.55	7/16	258,681.20	7/16	258,913.64
1/2	257,756.63	1/2	257,989.90	1/2	258,222.96	1/2	258,455.82	1/2	258,688.47	1/2	258,920.90
9/16	257,763.92	9/16	257,997.19	9/16	258,230.24	9/16	258,463.09	9/16	258,695.73	9/16	258,928.16
5/8	257,771.22	5/8	258,004.47	5/8	258,237.52	5/8	258,470.37	5/8	258,703.00	5/8	258,935.42
11/16	257,778.51	11/16	258,011.76	11/16	258,244.80	11/16	258,477.64	11/16	258,710.27	11/16	258,942.68
3/4	257,785.80	3/4	258,019.05	3/4	258,252.08	3/4	258,484.91	3/4	258,717.53	3/4	258,949.95
13/16	257,793.09	13/16	258,026.33	13/16	258,259.36	13/16	258,492.19	13/16	258,724.80	13/16	258,957.21
7/8	257,800.39	7/8	258,033.62	7/8	258,266.64	7/8	258,499.46	7/8	258,732.07	7/8	258,964.47
15/16	257,807.68	15/16	258,040.91	15/16	258,273.92	15/16	258,506.73	15/16	258,739.33	15/16	258,971.73
3	257,814.97	5	258,048.19	7	258,281.20	9	258,514.01	11	258,746.60	1	258,978.99
1/16	257,822.26	1/16	258,055.48	1/16	258,288.48	1/16	258,521.28	1/16	258,753.86	1/16	258,986.24
1/8	257,829.55	1/8	258,062.76	1/8	258,295.76	1/8	258,528.55	1/8	258,761.13	1/8	258,993.50
3/16	257,836.84	3/16	258,070.04	3/16	258,303.03	3/16	258,535.82	3/16	258,768.39	3/16	259,000.76
1/4	257,844.13	1/4	258,077.33	1/4	258,310.31	1/4	258,543.09	1/4	258,775.66	1/4	259,008.02
5/16	257,851.42	5/16	258,084.61	5/16	258,317.59	5/16	258,550.36	5/16	258,782.92	5/16	259,015.27
3/8	257,858.71	3/8	258,091.89	3/8	258,324.86	3/8	258,557.63	3/8	258,790.18	3/8	259,022.53
7/16	257,866.00	7/16	258,099.18	7/16	258,332.14	7/16	258,564.90	7/16	258,797.45	7/16	259,029.79
1/2	257,873.29	1/2	258,106.46	1/2	258,339.42	1/2	258,572.17	1/2	258,804.71	1/2	259,037.04
9/16	257,880.58	9/16	258,113.74	9/16	258,346.70	9/16	258,579.44	9/16	258,811.97	9/16	259,044.30
5/8	257,887.87	5/8	258,121.03	5/8	258,353.97	5/8	258,586.71	5/8	258,819.24	5/8	259,051.56
11/16	257,895.16	11/16	258,128.31	11/16	258,361.25	11/16	258,593.98	11/16	258,826.50	11/16	259,058.82
3/4	257,902.45	3/4	258,135.59	3/4	258,368.53	3/4	258,601.25	3/4	258,833.77	3/4	259,066.07
13/16	257,909.74	13/16	258,142.88	13/16	258,375.80	13/16	258,608.52	13/16	258,841.03	13/16	259,073.33
7/8	257,917.03	7/8	258,150.16	7/8	258,383.08	7/8	258,615.79	7/8	258,848.29	7/8	259,080.59
15/16	257,924.32	15/16	258,157.44	15/16	258,390.36	15/16	258,623.06	15/16	258,855.56	15/16	259,087.84

This chart is Certified for Tank: 6 only. No changes are permissible without the written consent of GAUGE POINT CALIBRATION.

For calibration specification information, see certificate on page 1.

Tank No: 6
GAUGE POINT CALIBRATION
1-800-205-TANK

Red Hill, Pearl Harbor, HI

Issue Date: 12/22/2006

Capacities given in barrels of 42 U.S. gallons.

Gauge Height: 257'-07 7/8"

in/in	203 FT	in/in	203 FT	in/in	203 FT	in/in	203 FT	in/in	203 FT	in/in	204 FT
2	259,095.10	4	259,327.17	6	259,559.04	8	259,790.70	10	260,022.14	0	260,253.38
1/16	259,102.36	1/16	259,334.42	1/16	259,566.28	1/16	259,797.93	1/16	260,029.37	1/16	260,260.61
1/8	259,109.61	1/8	259,341.67	1/8	259,573.52	1/8	259,805.16	1/8	260,036.60	1/8	260,267.83
3/16	259,116.86	3/16	259,348.92	3/16	259,580.76	3/16	259,812.40	3/16	260,043.83	3/16	260,275.05
1/4	259,124.12	1/4	259,356.16	1/4	259,588.00	1/4	259,819.63	1/4	260,051.06	1/4	260,282.27
5/16	259,131.37	5/16	259,363.41	5/16	259,595.24	5/16	259,826.87	5/16	260,058.28	5/16	260,289.49
3/8	259,138.62	3/8	259,370.66	3/8	259,602.48	3/8	259,834.10	3/8	260,065.51	3/8	260,296.71
7/16	259,145.88	7/16	259,377.91	7/16	259,609.73	7/16	259,841.34	7/16	260,072.74	7/16	260,303.93
1/2	259,153.13	1/2	259,385.15	1/2	259,616.97	1/2	259,848.57	1/2	260,079.97	1/2	260,311.16
9/16	259,160.39	9/16	259,392.40	9/16	259,624.21	9/16	259,855.81	9/16	260,087.20	9/16	260,318.38
5/8	259,167.64	5/8	259,399.65	5/8	259,631.45	5/8	259,863.04	5/8	260,094.42	5/8	260,325.60
11/16	259,174.89	11/16	259,406.90	11/16	259,638.69	11/16	259,870.27	11/16	260,101.65	11/16	260,332.82
3/4	259,182.15	3/4	259,414.14	3/4	259,645.93	3/4	259,877.51	3/4	260,108.88	3/4	260,340.04
13/16	259,189.40	13/16	259,421.39	13/16	259,653.17	13/16	259,884.74	13/16	260,116.11	13/16	260,347.26
7/8	259,196.66	7/8	259,428.64	7/8	259,660.41	7/8	259,891.98	7/8	260,123.33	7/8	260,354.48
15/16	259,203.91	15/16	259,435.89	15/16	259,667.65	15/16	259,899.21	15/16	260,130.56	15/16	260,361.71
3	259,211.16	5	259,443.13	7	259,674.89	9	259,906.45	11	260,137.79	1	260,368.93
1/16	259,218.41	1/16	259,450.38	1/16	259,682.13	1/16	259,913.68	1/16	260,145.02	1/16	260,376.15
1/8	259,225.67	1/8	259,457.62	1/8	259,689.37	1/8	259,920.91	1/8	260,152.24	1/8	260,383.36
3/16	259,232.92	3/16	259,464.87	3/16	259,696.61	3/16	259,928.14	3/16	260,159.46	3/16	260,390.58
1/4	259,240.17	1/4	259,472.11	1/4	259,703.84	1/4	259,935.37	1/4	260,166.69	1/4	260,397.80
5/16	259,247.42	5/16	259,479.35	5/16	259,711.08	5/16	259,942.60	5/16	260,173.91	5/16	260,405.02
3/8	259,254.67	3/8	259,486.60	3/8	259,718.32	3/8	259,949.83	3/8	260,181.14	3/8	260,412.24
7/16	259,261.92	7/16	259,493.84	7/16	259,725.56	7/16	259,957.06	7/16	260,188.36	7/16	260,419.45
1/2	259,269.17	1/2	259,501.09	1/2	259,732.79	1/2	259,964.30	1/2	260,195.59	1/2	260,426.67
9/16	259,276.42	9/16	259,508.33	9/16	259,740.03	9/16	259,971.53	9/16	260,202.81	9/16	260,433.89
5/8	259,283.67	5/8	259,515.57	5/8	259,747.27	5/8	259,978.76	5/8	260,210.04	5/8	260,441.11
11/16	259,290.92	11/16	259,522.82	11/16	259,754.51	11/16	259,985.99	11/16	260,217.26	11/16	260,448.33
3/4	259,298.17	3/4	259,530.06	3/4	259,761.75	3/4	259,993.22	3/4	260,224.49	3/4	260,455.55
13/16	259,305.42	13/16	259,537.31	13/16	259,768.98	13/16	260,000.45	13/16	260,231.71	13/16	260,462.76
7/8	259,312.67	7/8	259,544.55	7/8	259,776.22	7/8	260,007.68	7/8	260,238.94	7/8	260,469.98
15/16	259,319.92	15/16	259,551.79	15/16	259,783.46	15/16	260,014.91	15/16	260,246.16	15/16	260,477.20

This chart is Certified for Tank: 6 only. No changes are permissible without the written consent of GAUGE POINT CALIBRATION.

For calibration specification information, see certificate on page 1.

Tank No: 6
GAUGE POINT CALIBRATION
1-800-205-TANK

Red Hill, Pearl Harbor, HI

Issue Date: 12/22/2006

Capacities given in barrels of 42 U.S. gallons.

Gauge Height: 257'-07 7/8"

in/in	204 FT	in/in	204 FT	in/in	204 FT	in/in	204 FT	in/in	204 FT	in/in	205 FT
2	260,484.42	4	260,715.24	6	260,945.86	8	261,176.27	10	261,406.47	0	261,636.47
1/16	260,491.63	1/16	260,722.45	1/16	260,953.06	1/16	261,183.47	1/16	261,413.66	1/16	261,643.65
1/8	260,498.85	1/8	260,729.66	1/8	260,960.26	1/8	261,190.66	1/8	261,420.85	1/8	261,650.83
3/16	260,506.06	3/16	260,736.87	3/16	260,967.47	3/16	261,197.86	3/16	261,428.04	3/16	261,658.01
1/4	260,513.28	1/4	260,744.08	1/4	260,974.67	1/4	261,205.05	1/4	261,435.23	1/4	261,665.20
5/16	260,520.49	5/16	260,751.28	5/16	260,981.87	5/16	261,212.25	5/16	261,442.42	5/16	261,672.38
3/8	260,527.71	3/8	260,758.49	3/8	260,989.07	3/8	261,219.44	3/8	261,449.61	3/8	261,679.56
7/16	260,534.92	7/16	260,765.70	7/16	260,996.27	7/16	261,226.64	7/16	261,456.79	7/16	261,686.74
1/2	260,542.14	1/2	260,772.91	1/2	261,003.48	1/2	261,233.83	1/2	261,463.98	1/2	261,693.93
9/16	260,549.35	9/16	260,780.12	9/16	261,010.68	9/16	261,241.03	9/16	261,471.17	9/16	261,701.11
5/8	260,556.57	5/8	260,787.33	5/8	261,017.88	5/8	261,248.22	5/8	261,478.36	5/8	261,708.29
11/16	260,563.78	11/16	260,794.54	11/16	261,025.08	11/16	261,255.42	11/16	261,485.55	11/16	261,715.47
3/4	260,571.00	3/4	260,801.74	3/4	261,032.28	3/4	261,262.62	3/4	261,492.74	3/4	261,722.66
13/16	260,578.21	13/16	260,808.95	13/16	261,039.49	13/16	261,269.81	13/16	261,499.93	13/16	261,729.84
7/8	260,585.43	7/8	260,816.16	7/8	261,046.69	7/8	261,277.01	7/8	261,507.12	7/8	261,737.02
15/16	260,592.64	15/16	260,823.37	15/16	261,053.89	15/16	261,284.20	15/16	261,514.31	15/16	261,744.20
3	260,599.86	5	260,830.58	7	261,061.09	9	261,291.40	11	261,521.50	1	261,751.39
1/16	260,607.07	1/16	260,837.78	1/16	261,068.29	1/16	261,298.59	1/16	261,528.68	1/16	261,758.57
1/8	260,614.28	1/8	260,844.99	1/8	261,075.49	1/8	261,305.78	1/8	261,535.87	1/8	261,765.75
3/16	260,621.49	3/16	260,852.19	3/16	261,082.69	3/16	261,312.97	3/16	261,543.05	3/16	261,772.92
1/4	260,628.70	1/4	260,859.40	1/4	261,089.89	1/4	261,320.17	1/4	261,550.24	1/4	261,780.10
5/16	260,635.91	5/16	260,866.60	5/16	261,097.08	5/16	261,327.36	5/16	261,557.42	5/16	261,787.28
3/8	260,643.13	3/8	260,873.81	3/8	261,104.28	3/8	261,334.55	3/8	261,564.61	3/8	261,794.46
7/16	260,650.34	7/16	260,881.01	7/16	261,111.48	7/16	261,341.74	7/16	261,571.80	7/16	261,801.64
1/2	260,657.55	1/2	260,888.22	1/2	261,118.68	1/2	261,348.93	1/2	261,578.98	1/2	261,808.82
9/16	260,664.76	9/16	260,895.42	9/16	261,125.88	9/16	261,356.13	9/16	261,586.17	9/16	261,816.00
5/8	260,671.97	5/8	260,902.63	5/8	261,133.08	5/8	261,363.32	5/8	261,593.35	5/8	261,823.18
11/16	260,679.18	11/16	260,909.83	11/16	261,140.28	11/16	261,370.51	11/16	261,600.54	11/16	261,830.36
3/4	260,686.40	3/4	260,917.04	3/4	261,147.48	3/4	261,377.70	3/4	261,607.72	3/4	261,837.54
13/16	260,693.61	13/16	260,924.24	13/16	261,154.67	13/16	261,384.90	13/16	261,614.91	13/16	261,844.72
7/8	260,700.82	7/8	260,931.45	7/8	261,161.87	7/8	261,392.09	7/8	261,622.10	7/8	261,851.90
15/16	260,708.03	15/16	260,938.65	15/16	261,169.07	15/16	261,399.28	15/16	261,629.28	15/16	261,859.08

This chart is Certified for Tank: 6 only. No changes are permissible without the written consent of GAUGE POINT CALIBRATION.

For calibration specification information, see certificate on page 1.

Tank No: 6
GAUGE POINT CALIBRATION
1-800-205-TANK

Red Hill, Pearl Harbor, HI

Issue Date: 12/22/2006

Capacities given in barrels of 42 U.S. gallons.

Gauge Height: 257'-07 7/8"

in/in	205 FT	in/in	205 FT	in/in	205 FT	in/in	205 FT	in/in	205 FT	in/in	206 FT
2	261,866.25	4	262,095.83	6	262,325.21	8	262,554.37	10	262,783.33	0	263,012.09
1/16	261,873.43	1/16	262,103.00	1/16	262,332.37	1/16	262,561.53	1/16	262,790.48	1/16	263,019.23
1/8	261,880.61	1/8	262,110.17	1/8	262,339.53	1/8	262,568.69	1/8	262,797.63	1/8	263,026.37
3/16	261,887.78	3/16	262,117.34	3/16	262,346.70	3/16	262,575.84	3/16	262,804.78	3/16	263,033.52
1/4	261,894.96	1/4	262,124.51	1/4	262,353.86	1/4	262,583.00	1/4	262,811.93	1/4	263,040.66
5/16	261,902.13	5/16	262,131.68	5/16	262,361.02	5/16	262,590.16	5/16	262,819.08	5/16	263,047.80
3/8	261,909.31	3/8	262,138.85	3/8	262,368.19	3/8	262,597.31	3/8	262,826.23	3/8	263,054.95
7/16	261,916.49	7/16	262,146.02	7/16	262,375.35	7/16	262,604.47	7/16	262,833.38	7/16	263,062.09
1/2	261,923.66	1/2	262,153.19	1/2	262,382.51	1/2	262,611.63	1/2	262,840.53	1/2	263,069.24
9/16	261,930.84	9/16	262,160.36	9/16	262,389.68	9/16	262,618.78	9/16	262,847.68	9/16	263,076.38
5/8	261,938.01	5/8	262,167.53	5/8	262,396.84	5/8	262,625.94	5/8	262,854.84	5/8	263,083.52
11/16	261,945.19	11/16	262,174.70	11/16	262,404.00	11/16	262,633.10	11/16	262,861.99	11/16	263,090.67
3/4	261,952.37	3/4	262,181.87	3/4	262,411.16	3/4	262,640.25	3/4	262,869.14	3/4	263,097.81
13/16	261,959.54	13/16	262,189.04	13/16	262,418.33	13/16	262,647.41	13/16	262,876.29	13/16	263,104.95
7/8	261,966.72	7/8	262,196.21	7/8	262,425.49	7/8	262,654.57	7/8	262,883.44	7/8	263,112.10
15/16	261,973.89	15/16	262,203.38	15/16	262,432.65	15/16	262,661.72	15/16	262,890.59	15/16	263,119.24
3	261,981.07	5	262,210.55	7	262,439.82	9	262,668.88	11	262,897.74	1	263,126.39
1/16	261,988.24	1/16	262,217.71	1/16	262,446.98	1/16	262,676.03	1/16	262,904.88	1/16	263,133.53
1/8	261,995.42	1/8	262,224.88	1/8	262,454.14	1/8	262,683.19	1/8	262,912.03	1/8	263,140.67
3/16	262,002.59	3/16	262,232.05	3/16	262,461.30	3/16	262,690.34	3/16	262,919.18	3/16	263,147.81
1/4	262,009.76	1/4	262,239.21	1/4	262,468.46	1/4	262,697.49	1/4	262,926.32	1/4	263,154.95
5/16	262,016.93	5/16	262,246.38	5/16	262,475.62	5/16	262,704.65	5/16	262,933.47	5/16	263,162.09
3/8	262,024.11	3/8	262,253.55	3/8	262,482.78	3/8	262,711.80	3/8	262,940.62	3/8	263,169.23
7/16	262,031.28	7/16	262,260.71	7/16	262,489.94	7/16	262,718.95	7/16	262,947.76	7/16	263,176.37
1/2	262,038.45	1/2	262,267.88	1/2	262,497.10	1/2	262,726.11	1/2	262,954.91	1/2	263,183.51
9/16	262,045.63	9/16	262,275.04	9/16	262,504.26	9/16	262,733.26	9/16	262,962.06	9/16	263,190.65
5/8	262,052.80	5/8	262,282.21	5/8	262,511.42	5/8	262,740.41	5/8	262,969.20	5/8	263,197.79
11/16	262,059.97	11/16	262,289.38	11/16	262,518.58	11/16	262,747.57	11/16	262,976.35	11/16	263,204.93
3/4	262,067.14	3/4	262,296.54	3/4	262,525.74	3/4	262,754.72	3/4	262,983.50	3/4	263,212.07
13/16	262,074.32	13/16	262,303.71	13/16	262,532.89	13/16	262,761.87	13/16	262,990.65	13/16	263,219.21
7/8	262,081.49	7/8	262,310.88	7/8	262,540.05	7/8	262,769.03	7/8	262,997.79	7/8	263,226.35
15/16	262,088.66	15/16	262,318.04	15/16	262,547.21	15/16	262,776.18	15/16	263,004.94	15/16	263,233.49

This chart is Certified for Tank: 6 only. No changes are permissible without the written consent of GAUGE POINT CALIBRATION.

For calibration specification information, see certificate on page 1.

Tank No: 6
GAUGE POINT CALIBRATION
1-800-205-TANK

Red Hill, Pearl Harbor, HI

Issue Date: 12/22/2006

Capacities given in barrels of 42 U.S. gallons.

Gauge Height: 257'-07 7/8"

in/in	206 FT	in/in	206 FT	in/in	206 FT	in/in	206 FT	in/in	206 FT	in/in	207 FT
2	263,240.63	4	263,468.97	6	263,697.10	8	263,925.03	10	264,152.75	0	264,380.26
1/16	263,247.77	1/16	263,476.10	1/16	263,704.23	1/16	263,932.15	1/16	264,159.86	1/16	264,387.37
1/8	263,254.91	1/8	263,483.23	1/8	263,711.35	1/8	263,939.27	1/8	264,166.97	1/8	264,394.47
3/16	263,262.04	3/16	263,490.36	3/16	263,718.48	3/16	263,946.38	3/16	264,174.08	3/16	264,401.58
1/4	263,269.18	1/4	263,497.49	1/4	263,725.60	1/4	263,953.50	1/4	264,181.20	1/4	264,408.68
5/16	263,276.32	5/16	263,504.63	5/16	263,732.73	5/16	263,960.62	5/16	264,188.31	5/16	264,415.79
3/8	263,283.46	3/8	263,511.76	3/8	263,739.85	3/8	263,967.74	3/8	264,195.42	3/8	264,422.89
7/16	263,290.59	7/16	263,518.89	7/16	263,746.97	7/16	263,974.85	7/16	264,202.53	7/16	264,430.00
1/2	263,297.73	1/2	263,526.02	1/2	263,754.10	1/2	263,981.97	1/2	264,209.64	1/2	264,437.10
9/16	263,304.87	9/16	263,533.15	9/16	263,761.22	9/16	263,989.09	9/16	264,216.75	9/16	264,444.21
5/8	263,312.00	5/8	263,540.28	5/8	263,768.35	5/8	263,996.21	5/8	264,223.86	5/8	264,451.31
11/16	263,319.14	11/16	263,547.41	11/16	263,775.47	11/16	264,003.33	11/16	264,230.98	11/16	264,458.42
3/4	263,326.28	3/4	263,554.54	3/4	263,782.60	3/4	264,010.44	3/4	264,238.09	3/4	264,465.52
13/16	263,333.42	13/16	263,561.67	13/16	263,789.72	13/16	264,017.56	13/16	264,245.20	13/16	264,472.63
7/8	263,340.55	7/8	263,568.80	7/8	263,796.84	7/8	264,024.68	7/8	264,252.31	7/8	264,479.73
15/16	263,347.69	15/16	263,575.93	15/16	263,803.97	15/16	264,031.80	15/16	264,259.42	15/16	264,486.84
3	263,354.83	5	263,583.06	7	263,811.09	9	264,038.92	11	264,266.53	1	264,493.94
1/16	263,361.96	1/16	263,590.19	1/16	263,818.21	1/16	264,046.03	1/16	264,273.64	1/16	264,501.04
1/8	263,369.10	1/8	263,597.32	1/8	263,825.33	1/8	264,053.14	1/8	264,280.75	1/8	264,508.15
3/16	263,376.23	3/16	263,604.45	3/16	263,832.46	3/16	264,060.26	3/16	264,287.86	3/16	264,515.25
1/4	263,383.36	1/4	263,611.57	1/4	263,839.58	1/4	264,067.37	1/4	264,294.96	1/4	264,522.35
5/16	263,390.50	5/16	263,618.70	5/16	263,846.70	5/16	264,074.49	5/16	264,302.07	5/16	264,529.45
3/8	263,397.63	3/8	263,625.83	3/8	263,853.82	3/8	264,081.60	3/8	264,309.18	3/8	264,536.55
7/16	263,404.77	7/16	263,632.96	7/16	263,860.94	7/16	264,088.72	7/16	264,316.29	7/16	264,543.65
1/2	263,411.90	1/2	263,640.08	1/2	263,868.06	1/2	264,095.83	1/2	264,323.40	1/2	264,550.76
9/16	263,419.03	9/16	263,647.21	9/16	263,875.18	9/16	264,102.95	9/16	264,330.51	9/16	264,557.86
5/8	263,426.17	5/8	263,654.34	5/8	263,882.30	5/8	264,110.06	5/8	264,337.61	5/8	264,564.96
11/16	263,433.30	11/16	263,661.47	11/16	263,889.42	11/16	264,117.18	11/16	264,344.72	11/16	264,572.06
3/4	263,440.44	3/4	263,668.59	3/4	263,896.55	3/4	264,124.29	3/4	264,351.83	3/4	264,579.16
13/16	263,447.57	13/16	263,675.72	13/16	263,903.67	13/16	264,131.41	13/16	264,358.94	13/16	264,586.27
7/8	263,454.70	7/8	263,682.85	7/8	263,910.79	7/8	264,138.52	7/8	264,366.05	7/8	264,593.37
15/16	263,461.84	15/16	263,689.98	15/16	263,917.91	15/16	264,145.64	15/16	264,373.16	15/16	264,600.47

This chart is Certified for Tank: 6 only. No changes are permissible without the written consent of GAUGE POINT CALIBRATION.

For calibration specification information, see certificate on page 1.

Tank No: 6
GAUGE POINT CALIBRATION
1-800-205-TANK

Red Hill, Pearl Harbor, HI

Issue Date: 12/22/2006

Capacities given in barrels of 42 U.S. gallons.

Gauge Height: 257'-07 7/8"

in/in	207 FT	in/in	207 FT	in/in	207 FT	in/in	207 FT	in/in	207 FT	in/in	208 FT
2	264,607.57	4	264,834.67	6	265,061.57	8	265,288.26	10	265,514.74	0	265,741.02
1/16	264,614.67	1/16	264,841.76	1/16	265,068.65	1/16	265,295.34	1/16	265,521.81	1/16	265,748.08
1/8	264,621.77	1/8	264,848.86	1/8	265,075.74	1/8	265,302.41	1/8	265,528.89	1/8	265,755.15
3/16	264,628.87	3/16	264,855.95	3/16	265,082.82	3/16	265,309.49	3/16	265,535.96	3/16	265,762.22
1/4	264,635.96	1/4	264,863.04	1/4	265,089.91	1/4	265,316.57	1/4	265,543.03	1/4	265,769.28
5/16	264,643.06	5/16	264,870.13	5/16	265,097.00	5/16	265,323.65	5/16	265,550.10	5/16	265,776.35
3/8	264,650.16	3/8	264,877.22	3/8	265,104.08	3/8	265,330.73	3/8	265,557.18	3/8	265,783.42
7/16	264,657.26	7/16	264,884.32	7/16	265,111.17	7/16	265,337.81	7/16	265,564.25	7/16	265,790.48
1/2	264,664.36	1/2	264,891.41	1/2	265,118.25	1/2	265,344.89	1/2	265,571.32	1/2	265,797.55
9/16	264,671.46	9/16	264,898.50	9/16	265,125.34	9/16	265,351.97	9/16	265,578.40	9/16	265,804.62
5/8	264,678.56	5/8	264,905.59	5/8	265,132.42	5/8	265,359.05	5/8	265,585.47	5/8	265,811.68
11/16	264,685.65	11/16	264,912.68	11/16	265,139.51	11/16	265,366.13	11/16	265,592.54	11/16	265,818.75
3/4	264,692.75	3/4	264,919.78	3/4	265,146.59	3/4	265,373.21	3/4	265,599.61	3/4	265,825.81
13/16	264,699.85	13/16	264,926.87	13/16	265,153.68	13/16	265,380.29	13/16	265,606.69	13/16	265,832.88
7/8	264,706.95	7/8	264,933.96	7/8	265,160.77	7/8	265,387.37	7/8	265,613.76	7/8	265,839.95
15/16	264,714.05	15/16	264,941.05	15/16	265,167.85	15/16	265,394.44	15/16	265,620.83	15/16	265,847.01
3	264,721.15	5	264,948.15	7	265,174.94	9	265,401.52	11	265,627.90	1	265,854.08
1/16	264,728.24	1/16	264,955.23	1/16	265,182.02	1/16	265,408.60	1/16	265,634.97	1/16	265,861.14
1/8	264,735.34	1/8	264,962.32	1/8	265,189.10	1/8	265,415.68	1/8	265,642.04	1/8	265,868.21
3/16	264,742.43	3/16	264,969.41	3/16	265,196.18	3/16	265,422.75	3/16	265,649.11	3/16	265,875.27
1/4	264,749.53	1/4	264,976.50	1/4	265,203.27	1/4	265,429.83	1/4	265,656.18	1/4	265,882.33
5/16	264,756.62	5/16	264,983.59	5/16	265,210.35	5/16	265,436.90	5/16	265,663.25	5/16	265,889.40
3/8	264,763.72	3/8	264,990.68	3/8	265,217.43	3/8	265,443.98	3/8	265,670.32	3/8	265,896.46
7/16	264,770.81	7/16	264,997.77	7/16	265,224.51	7/16	265,451.06	7/16	265,677.39	7/16	265,903.52
1/2	264,777.91	1/2	265,004.86	1/2	265,231.60	1/2	265,458.13	1/2	265,684.46	1/2	265,910.58
9/16	264,785.00	9/16	265,011.94	9/16	265,238.68	9/16	265,465.21	9/16	265,691.53	9/16	265,917.65
5/8	264,792.10	5/8	265,019.03	5/8	265,245.76	5/8	265,472.28	5/8	265,698.60	5/8	265,924.71
11/16	264,799.20	11/16	265,026.12	11/16	265,252.84	11/16	265,479.36	11/16	265,705.67	11/16	265,931.77
3/4	264,806.29	3/4	265,033.21	3/4	265,259.93	3/4	265,486.44	3/4	265,712.74	3/4	265,938.84
13/16	264,813.39	13/16	265,040.30	13/16	265,267.01	13/16	265,493.51	13/16	265,719.81	13/16	265,945.90
7/8	264,820.48	7/8	265,047.39	7/8	265,274.09	7/8	265,500.59	7/8	265,726.88	7/8	265,952.96
15/16	264,827.58	15/16	265,054.48	15/16	265,281.17	15/16	265,507.66	15/16	265,733.95	15/16	265,960.03

This chart is Certified for Tank: 6 only. No changes are permissible without the written consent of GAUGE POINT CALIBRATION.

For calibration specification information, see certificate on page 1.

Tank No: 6
GAUGE POINT CALIBRATION
1-800-205-TANK

Red Hill, Pearl Harbor, HI

Issue Date: 12/22/2006

Capacities given in barrels of 42 U.S. gallons.

Gauge Height: 257'-07 7/8"

in/in	208 FT	in/in	208 FT	in/in	208 FT	in/in	208 FT	in/in	208 FT	in/in	209 FT
2	265,967.09	4	266,192.96	6	266,418.62	8	266,644.07	10	266,869.32	0	267,094.37
1/16	265,974.15	1/16	266,200.01	1/16	266,425.67	1/16	266,651.11	1/16	266,876.36	1/16	267,101.40
1/8	265,981.21	1/8	266,207.06	1/8	266,432.71	1/8	266,658.16	1/8	266,883.39	1/8	267,108.43
3/16	265,988.27	3/16	266,214.12	3/16	266,439.76	3/16	266,665.20	3/16	266,890.43	3/16	267,115.45
1/4	265,995.33	1/4	266,221.17	1/4	266,446.81	1/4	266,672.24	1/4	266,897.46	1/4	267,122.48
5/16	266,002.39	5/16	266,228.22	5/16	266,453.85	5/16	266,679.28	5/16	266,904.50	5/16	267,129.51
3/8	266,009.45	3/8	266,235.28	3/8	266,460.90	3/8	266,686.32	3/8	266,911.53	3/8	267,136.54
7/16	266,016.51	7/16	266,242.33	7/16	266,467.95	7/16	266,693.36	7/16	266,918.56	7/16	267,143.57
1/2	266,023.57	1/2	266,249.38	1/2	266,474.99	1/2	266,700.40	1/2	266,925.60	1/2	267,150.59
9/16	266,030.63	9/16	266,256.44	9/16	266,482.04	9/16	266,707.44	9/16	266,932.63	9/16	267,157.62
5/8	266,037.69	5/8	266,263.49	5/8	266,489.09	5/8	266,714.48	5/8	266,939.67	5/8	267,164.65
11/16	266,044.75	11/16	266,270.55	11/16	266,496.14	11/16	266,721.52	11/16	266,946.70	11/16	267,171.68
3/4	266,051.81	3/4	266,277.60	3/4	266,503.18	3/4	266,728.56	3/4	266,953.74	3/4	267,178.70
13/16	266,058.87	13/16	266,284.65	13/16	266,510.23	13/16	266,735.60	13/16	266,960.77	13/16	267,185.73
7/8	266,065.93	7/8	266,291.71	7/8	266,517.28	7/8	266,742.64	7/8	266,967.80	7/8	267,192.76
15/16	266,072.99	15/16	266,298.76	15/16	266,524.32	15/16	266,749.68	15/16	266,974.84	15/16	267,199.79
3	266,080.05	5	266,305.81	7	266,531.37	9	266,756.73	11	266,981.87	1	267,206.82
1/16	266,087.11	1/16	266,312.86	1/16	266,538.42	1/16	266,763.76	1/16	266,988.90	1/16	267,213.84
1/8	266,094.16	1/8	266,319.91	1/8	266,545.46	1/8	266,770.80	1/8	266,995.94	1/8	267,220.87
3/16	266,101.22	3/16	266,326.96	3/16	266,552.50	3/16	266,777.84	3/16	267,002.97	3/16	267,227.89
1/4	266,108.28	1/4	266,334.01	1/4	266,559.55	1/4	266,784.88	1/4	267,010.00	1/4	267,234.91
5/16	266,115.33	5/16	266,341.06	5/16	266,566.59	5/16	266,791.91	5/16	267,017.03	5/16	267,241.94
3/8	266,122.39	3/8	266,348.11	3/8	266,573.64	3/8	266,798.95	3/8	267,024.06	3/8	267,248.96
7/16	266,129.45	7/16	266,355.17	7/16	266,580.68	7/16	266,805.99	7/16	267,031.09	7/16	267,255.99
1/2	266,136.50	1/2	266,362.22	1/2	266,587.72	1/2	266,813.02	1/2	267,038.12	1/2	267,263.01
9/16	266,143.56	9/16	266,369.27	9/16	266,594.77	9/16	266,820.06	9/16	267,045.15	9/16	267,270.04
5/8	266,150.62	5/8	266,376.32	5/8	266,601.81	5/8	266,827.10	5/8	267,052.18	5/8	267,277.06
11/16	266,157.67	11/16	266,383.37	11/16	266,608.85	11/16	266,834.14	11/16	267,059.22	11/16	267,284.09
3/4	266,164.73	3/4	266,390.42	3/4	266,615.90	3/4	266,841.17	3/4	267,066.25	3/4	267,291.11
13/16	266,171.79	13/16	266,397.47	13/16	266,622.94	13/16	266,848.21	13/16	267,073.28	13/16	267,298.14
7/8	266,178.84	7/8	266,404.52	7/8	266,629.99	7/8	266,855.25	7/8	267,080.31	7/8	267,305.16
15/16	266,185.90	15/16	266,411.57	15/16	266,637.03	15/16	266,862.29	15/16	267,087.34	15/16	267,312.19

This chart is Certified for Tank: 6 only. No changes are permissible without the written consent of GAUGE POINT CALIBRATION.

For calibration specification information, see certificate on page 1.

Tank No: 6
GAUGE POINT CALIBRATION
1-800-205-TANK

Red Hill, Pearl Harbor, HI

Issue Date: 12/22/2006

Capacities given in barrels of 42 U.S. gallons.

Gauge Height: 257'-07 7/8"

in/in	209 FT	in/in	209 FT	in/in	209 FT	in/in	209 FT	in/in	209 FT	in/in	210 FT
2	267,319.21	4	267,543.85	6	267,768.28	8	267,992.50	10	268,216.52	0	268,440.34
1/16	267,326.23	1/16	267,550.86	1/16	267,775.29	1/16	267,999.51	1/16	268,223.52	1/16	268,447.33
1/8	267,333.25	1/8	267,557.88	1/8	267,782.29	1/8	268,006.51	1/8	268,230.52	1/8	268,454.32
3/16	267,340.28	3/16	267,564.89	3/16	267,789.30	3/16	268,013.51	3/16	268,237.51	3/16	268,461.31
1/4	267,347.30	1/4	267,571.91	1/4	267,796.31	1/4	268,020.51	1/4	268,244.51	1/4	268,468.30
5/16	267,354.32	5/16	267,578.92	5/16	267,803.32	5/16	268,027.51	5/16	268,251.50	5/16	268,475.29
3/8	267,361.34	3/8	267,585.94	3/8	267,810.33	3/8	268,034.52	3/8	268,258.50	3/8	268,482.28
7/16	267,368.36	7/16	267,592.95	7/16	267,817.34	7/16	268,041.52	7/16	268,265.50	7/16	268,489.27
1/2	267,375.38	1/2	267,599.97	1/2	267,824.35	1/2	268,048.52	1/2	268,272.49	1/2	268,496.26
9/16	267,382.40	9/16	267,606.98	9/16	267,831.36	9/16	268,055.52	9/16	268,279.49	9/16	268,503.25
5/8	267,389.43	5/8	267,614.00	5/8	267,838.36	5/8	268,062.53	5/8	268,286.48	5/8	268,510.24
11/16	267,396.45	11/16	267,621.01	11/16	267,845.37	11/16	268,069.53	11/16	268,293.48	11/16	268,517.23
3/4	267,403.47	3/4	267,628.03	3/4	267,852.38	3/4	268,076.53	3/4	268,300.47	3/4	268,524.21
13/16	267,410.49	13/16	267,635.04	13/16	267,859.39	13/16	268,083.53	13/16	268,307.47	13/16	268,531.20
7/8	267,417.51	7/8	267,642.06	7/8	267,866.40	7/8	268,090.53	7/8	268,314.47	7/8	268,538.19
15/16	267,424.53	15/16	267,649.07	15/16	267,873.41	15/16	268,097.54	15/16	268,321.46	15/16	268,545.18
3	267,431.55	5	267,656.09	7	267,880.42	9	268,104.54	11	268,328.46	1	268,552.17
1/16	267,438.57	1/16	267,663.10	1/16	267,887.42	1/16	268,111.54	1/16	268,335.45	1/16	268,559.16
1/8	267,445.59	1/8	267,670.11	1/8	267,894.43	1/8	268,118.54	1/8	268,342.44	1/8	268,566.15
3/16	267,452.61	3/16	267,677.12	3/16	267,901.43	3/16	268,125.54	3/16	268,349.44	3/16	268,573.13
1/4	267,459.63	1/4	267,684.13	1/4	267,908.44	1/4	268,132.54	1/4	268,356.43	1/4	268,580.12
5/16	267,466.65	5/16	267,691.15	5/16	267,915.44	5/16	268,139.53	5/16	268,363.42	5/16	268,587.10
3/8	267,473.66	3/8	267,698.16	3/8	267,922.45	3/8	268,146.53	3/8	268,370.41	3/8	268,594.09
7/16	267,480.68	7/16	267,705.17	7/16	267,929.45	7/16	268,153.53	7/16	268,377.41	7/16	268,601.08
1/2	267,487.70	1/2	267,712.18	1/2	267,936.46	1/2	268,160.53	1/2	268,384.40	1/2	268,608.06
9/16	267,494.72	9/16	267,719.19	9/16	267,943.46	9/16	268,167.53	9/16	268,391.39	9/16	268,615.05
5/8	267,501.74	5/8	267,726.21	5/8	267,950.47	5/8	268,174.53	5/8	268,398.38	5/8	268,622.04
11/16	267,508.76	11/16	267,733.22	11/16	267,957.48	11/16	268,181.53	11/16	268,405.38	11/16	268,629.02
3/4	267,515.77	3/4	267,740.23	3/4	267,964.48	3/4	268,188.53	3/4	268,412.37	3/4	268,636.01
13/16	267,522.79	13/16	267,747.24	13/16	267,971.49	13/16	268,195.53	13/16	268,419.36	13/16	268,642.99
7/8	267,529.81	7/8	267,754.25	7/8	267,978.49	7/8	268,202.53	7/8	268,426.36	7/8	268,649.98
15/16	267,536.83	15/16	267,761.27	15/16	267,985.50	15/16	268,209.53	15/16	268,433.35	15/16	268,656.97

This chart is Certified for Tank: 6 only. No changes are permissible without the written consent of GAUGE POINT CALIBRATION.

For calibration specification information, see certificate on page 1.

Tank No: 6
GAUGE POINT CALIBRATION
1-800-205-TANK

Red Hill, Pearl Harbor, HI

Issue Date: 12/22/2006

Capacities given in barrels of 42 U.S. gallons.

Gauge Height: 257'-07 7/8"

in/in	210 FT	in/in	210 FT	in/in	210 FT	in/in	210 FT	in/in	210 FT	in/in	211 FT
2	268,663.95	4	268,887.36	6	269,110.56	8	269,333.56	10	269,556.36	0	269,778.95
1/16	268,670.94	1/16	268,894.34	1/16	269,117.53	1/16	269,340.53	1/16	269,563.32	1/16	269,785.90
1/8	268,677.92	1/8	268,901.31	1/8	269,124.51	1/8	269,347.49	1/8	269,570.27	1/8	269,792.85
3/16	268,684.90	3/16	268,908.29	3/16	269,131.48	3/16	269,354.46	3/16	269,577.23	3/16	269,799.80
1/4	268,691.89	1/4	268,915.27	1/4	269,138.45	1/4	269,361.42	1/4	269,584.19	1/4	269,806.75
5/16	268,698.87	5/16	268,922.24	5/16	269,145.42	5/16	269,368.38	5/16	269,591.15	5/16	269,813.71
3/8	268,705.85	3/8	268,929.22	3/8	269,152.39	3/8	269,375.35	3/8	269,598.10	3/8	269,820.66
7/16	268,712.83	7/16	268,936.20	7/16	269,159.36	7/16	269,382.31	7/16	269,605.06	7/16	269,827.61
1/2	268,719.82	1/2	268,943.17	1/2	269,166.33	1/2	269,389.28	1/2	269,612.02	1/2	269,834.56
9/16	268,726.80	9/16	268,950.15	9/16	269,173.30	9/16	269,396.24	9/16	269,618.98	9/16	269,841.51
5/8	268,733.78	5/8	268,957.13	5/8	269,180.27	5/8	269,403.20	5/8	269,625.93	5/8	269,848.46
11/16	268,740.77	11/16	268,964.10	11/16	269,187.24	11/16	269,410.17	11/16	269,632.89	11/16	269,855.41
3/4	268,747.75	3/4	268,971.08	3/4	269,194.21	3/4	269,417.13	3/4	269,639.85	3/4	269,862.36
13/16	268,754.73	13/16	268,978.06	13/16	269,201.18	13/16	269,424.09	13/16	269,646.81	13/16	269,869.32
7/8	268,761.72	7/8	268,985.03	7/8	269,208.15	7/8	269,431.06	7/8	269,653.76	7/8	269,876.27
15/16	268,768.70	15/16	268,992.01	15/16	269,215.12	15/16	269,438.02	15/16	269,660.72	15/16	269,883.22
3	268,775.68	5	268,998.99	7	269,222.09	9	269,444.99	11	269,667.68	1	269,890.17
1/16	268,782.66	1/16	269,005.96	1/16	269,229.06	1/16	269,451.95	1/16	269,674.63	1/16	269,897.12
1/8	268,789.64	1/8	269,012.94	1/8	269,236.02	1/8	269,458.91	1/8	269,681.59	1/8	269,904.06
3/16	268,796.62	3/16	269,019.91	3/16	269,242.99	3/16	269,465.87	3/16	269,688.54	3/16	269,911.01
1/4	268,803.60	1/4	269,026.88	1/4	269,249.96	1/4	269,472.83	1/4	269,695.50	1/4	269,917.96
5/16	268,810.58	5/16	269,033.86	5/16	269,256.93	5/16	269,479.79	5/16	269,702.45	5/16	269,924.91
3/8	268,817.56	3/8	269,040.83	3/8	269,263.89	3/8	269,486.75	3/8	269,709.41	3/8	269,931.86
7/16	268,824.54	7/16	269,047.80	7/16	269,270.86	7/16	269,493.71	7/16	269,716.36	7/16	269,938.81
1/2	268,831.52	1/2	269,054.78	1/2	269,277.83	1/2	269,500.67	1/2	269,723.31	1/2	269,945.75
9/16	268,838.50	9/16	269,061.75	9/16	269,284.79	9/16	269,507.63	9/16	269,730.27	9/16	269,952.70
5/8	268,845.48	5/8	269,068.72	5/8	269,291.76	5/8	269,514.59	5/8	269,737.22	5/8	269,959.65
11/16	268,852.46	11/16	269,075.70	11/16	269,298.73	11/16	269,521.56	11/16	269,744.18	11/16	269,966.60
3/4	268,859.44	3/4	269,082.67	3/4	269,305.70	3/4	269,528.52	3/4	269,751.13	3/4	269,973.55
13/16	268,866.42	13/16	269,089.64	13/16	269,312.66	13/16	269,535.48	13/16	269,758.09	13/16	269,980.49
7/8	268,873.40	7/8	269,096.62	7/8	269,319.63	7/8	269,542.44	7/8	269,765.04	7/8	269,987.44
15/16	268,880.38	15/16	269,103.59	15/16	269,326.60	15/16	269,549.40	15/16	269,772.00	15/16	269,994.39

This chart is Certified for Tank: 6 only. No changes are permissible without the written consent of GAUGE POINT CALIBRATION.

For calibration specification information, see certificate on page 1.

Tank No: 6
GAUGE POINT CALIBRATION
1-800-205-TANK

Red Hill, Pearl Harbor, HI

Issue Date: 12/22/2006

Capacities given in barrels of 42 U.S. gallons.

Gauge Height: 257'-07 7/8"

in/in	211 FT	in/in	211 FT	in/in	211 FT	in/in	211 FT	in/in	211 FT	in/in	212 FT
2	270,001.34	4	270,223.52	6	270,445.50	8	270,667.28	10	270,888.85	0	271,110.22
1/16	270,008.28	1/16	270,230.46	1/16	270,452.43	1/16	270,674.20	1/16	270,895.77	1/16	271,117.13
1/8	270,015.23	1/8	270,237.40	1/8	270,459.36	1/8	270,681.13	1/8	270,902.69	1/8	271,124.04
3/16	270,022.17	3/16	270,244.34	3/16	270,466.30	3/16	270,688.05	3/16	270,909.61	3/16	271,130.96
1/4	270,029.12	1/4	270,251.27	1/4	270,473.23	1/4	270,694.98	1/4	270,916.53	1/4	271,137.87
5/16	270,036.06	5/16	270,258.21	5/16	270,480.16	5/16	270,701.90	5/16	270,923.45	5/16	271,144.78
3/8	270,043.01	3/8	270,265.15	3/8	270,487.09	3/8	270,708.83	3/8	270,930.36	3/8	271,151.70
7/16	270,049.95	7/16	270,272.09	7/16	270,494.02	7/16	270,715.76	7/16	270,937.28	7/16	271,158.61
1/2	270,056.90	1/2	270,279.03	1/2	270,500.96	1/2	270,722.68	1/2	270,944.20	1/2	271,165.52
9/16	270,063.84	9/16	270,285.97	9/16	270,507.89	9/16	270,729.61	9/16	270,951.12	9/16	271,172.43
5/8	270,070.79	5/8	270,292.90	5/8	270,514.82	5/8	270,736.53	5/8	270,958.04	5/8	271,179.35
11/16	270,077.73	11/16	270,299.84	11/16	270,521.75	11/16	270,743.46	11/16	270,964.96	11/16	271,186.26
3/4	270,084.67	3/4	270,306.78	3/4	270,528.69	3/4	270,750.38	3/4	270,971.88	3/4	271,193.17
13/16	270,091.62	13/16	270,313.72	13/16	270,535.62	13/16	270,757.31	13/16	270,978.80	13/16	271,200.09
7/8	270,098.56	7/8	270,320.66	7/8	270,542.55	7/8	270,764.24	7/8	270,985.72	7/8	271,207.00
15/16	270,105.51	15/16	270,327.60	15/16	270,549.48	15/16	270,771.16	15/16	270,992.64	15/16	271,213.91
3	270,112.45	5	270,334.54	7	270,556.41	9	270,778.09	11	270,999.56	1	271,220.83
1/16	270,119.40	1/16	270,341.47	1/16	270,563.34	1/16	270,785.01	1/16	271,006.47	1/16	271,227.74
1/8	270,126.34	1/8	270,348.41	1/8	270,570.27	1/8	270,791.93	1/8	271,013.39	1/8	271,234.65
3/16	270,133.28	3/16	270,355.34	3/16	270,577.20	3/16	270,798.86	3/16	271,020.31	3/16	271,241.55
1/4	270,140.22	1/4	270,362.28	1/4	270,584.13	1/4	270,805.78	1/4	271,027.22	1/4	271,248.46
5/16	270,147.16	5/16	270,369.21	5/16	270,591.06	5/16	270,812.70	5/16	271,034.14	5/16	271,255.37
3/8	270,154.10	3/8	270,376.15	3/8	270,597.99	3/8	270,819.62	3/8	271,041.06	3/8	271,262.28
7/16	270,161.05	7/16	270,383.08	7/16	270,604.92	7/16	270,826.55	7/16	271,047.97	7/16	271,269.19
1/2	270,167.99	1/2	270,390.02	1/2	270,611.84	1/2	270,833.47	1/2	271,054.89	1/2	271,276.10
9/16	270,174.93	9/16	270,396.95	9/16	270,618.77	9/16	270,840.39	9/16	271,061.80	9/16	271,283.01
5/8	270,181.87	5/8	270,403.89	5/8	270,625.70	5/8	270,847.31	5/8	271,068.72	5/8	271,289.92
11/16	270,188.81	11/16	270,410.82	11/16	270,632.63	11/16	270,854.24	11/16	271,075.64	11/16	271,296.83
3/4	270,195.75	3/4	270,417.76	3/4	270,639.56	3/4	270,861.16	3/4	271,082.55	3/4	271,303.74
13/16	270,202.70	13/16	270,424.69	13/16	270,646.49	13/16	270,868.08	13/16	271,089.47	13/16	271,310.65
7/8	270,209.64	7/8	270,431.63	7/8	270,653.42	7/8	270,875.00	7/8	271,096.38	7/8	271,317.56
15/16	270,216.58	15/16	270,438.56	15/16	270,660.35	15/16	270,881.93	15/16	271,103.30	15/16	271,324.47

This chart is Certified for Tank: 6 only. No changes are permissible without the written consent of GAUGE POINT CALIBRATION.

For calibration specification information, see certificate on page 1.

Tank No: 6
GAUGE POINT CALIBRATION
1-800-205-TANK

Red Hill, Pearl Harbor, HI

Issue Date: 12/22/2006

Capacities given in barrels of 42 U.S. gallons.

Gauge Height: 257'-07 7/8"

in/in	212 FT	in/in	212 FT	in/in	212 FT	in/in	212 FT	in/in	212 FT	in/in	213 FT
2	271,331.38	4	271,552.35	6	271,773.10	8	271,993.66	10	272,214.01	0	272,434.16
1/16	271,338.29	1/16	271,559.25	1/16	271,780.00	1/16	272,000.55	1/16	272,220.89	1/16	272,441.04
1/8	271,345.20	1/8	271,566.15	1/8	271,786.89	1/8	272,007.44	1/8	272,227.78	1/8	272,447.91
3/16	271,352.10	3/16	271,573.05	3/16	271,793.79	3/16	272,014.32	3/16	272,234.66	3/16	272,454.79
1/4	271,359.01	1/4	271,579.95	1/4	271,800.68	1/4	272,021.21	1/4	272,241.54	1/4	272,461.66
5/16	271,365.92	5/16	271,586.85	5/16	271,807.57	5/16	272,028.10	5/16	272,248.42	5/16	272,468.54
3/8	271,372.82	3/8	271,593.75	3/8	271,814.47	3/8	272,034.99	3/8	272,255.30	3/8	272,475.41
7/16	271,379.73	7/16	271,600.65	7/16	271,821.36	7/16	272,041.87	7/16	272,262.18	7/16	272,482.29
1/2	271,386.64	1/2	271,607.55	1/2	271,828.26	1/2	272,048.76	1/2	272,269.06	1/2	272,489.16
9/16	271,393.54	9/16	271,614.45	9/16	271,835.15	9/16	272,055.65	9/16	272,275.94	9/16	272,496.04
5/8	271,400.45	5/8	271,621.35	5/8	271,842.04	5/8	272,062.54	5/8	272,282.83	5/8	272,502.91
11/16	271,407.36	11/16	271,628.25	11/16	271,848.94	11/16	272,069.42	11/16	272,289.71	11/16	272,509.79
3/4	271,414.26	3/4	271,635.15	3/4	271,855.83	3/4	272,076.31	3/4	272,296.59	3/4	272,516.66
13/16	271,421.17	13/16	271,642.05	13/16	271,862.73	13/16	272,083.20	13/16	272,303.47	13/16	272,523.54
7/8	271,428.08	7/8	271,648.95	7/8	271,869.62	7/8	272,090.09	7/8	272,310.35	7/8	272,530.41
15/16	271,434.98	15/16	271,655.85	15/16	271,876.51	15/16	272,096.97	15/16	272,317.23	15/16	272,537.29
3	271,441.89	5	271,662.75	7	271,883.41	9	272,103.86	11	272,324.11	1	272,544.16
1/16	271,448.79	1/16	271,669.65	1/16	271,890.30	1/16	272,110.75	1/16	272,330.99	1/16	272,551.03
1/8	271,455.70	1/8	271,676.54	1/8	271,897.19	1/8	272,117.63	1/8	272,337.87	1/8	272,557.91
3/16	271,462.60	3/16	271,683.44	3/16	271,904.08	3/16	272,124.52	3/16	272,344.75	3/16	272,564.78
1/4	271,469.50	1/4	271,690.34	1/4	271,910.97	1/4	272,131.40	1/4	272,351.63	1/4	272,571.65
5/16	271,476.41	5/16	271,697.24	5/16	271,917.86	5/16	272,138.28	5/16	272,358.50	5/16	272,578.52
3/8	271,483.31	3/8	271,704.13	3/8	271,924.75	3/8	272,145.17	3/8	272,365.38	3/8	272,585.39
7/16	271,490.21	7/16	271,711.03	7/16	271,931.64	7/16	272,152.05	7/16	272,372.26	7/16	272,592.26
1/2	271,497.12	1/2	271,717.93	1/2	271,938.53	1/2	272,158.94	1/2	272,379.14	1/2	272,599.14
9/16	271,504.02	9/16	271,724.82	9/16	271,945.42	9/16	272,165.82	9/16	272,386.02	9/16	272,606.01
5/8	271,510.92	5/8	271,731.72	5/8	271,952.32	5/8	272,172.71	5/8	272,392.89	5/8	272,612.88
11/16	271,517.83	11/16	271,738.62	11/16	271,959.21	11/16	272,179.59	11/16	272,399.77	11/16	272,619.75
3/4	271,524.73	3/4	271,745.52	3/4	271,966.10	3/4	272,186.48	3/4	272,406.65	3/4	272,626.62
13/16	271,531.63	13/16	271,752.41	13/16	271,972.99	13/16	272,193.36	13/16	272,413.53	13/16	272,633.50
7/8	271,538.54	7/8	271,759.31	7/8	271,979.88	7/8	272,200.24	7/8	272,420.41	7/8	272,640.37
15/16	271,545.44	15/16	271,766.21	15/16	271,986.77	15/16	272,207.13	15/16	272,427.29	15/16	272,647.24

This chart is Certified for Tank: 6 only. No changes are permissible without the written consent of GAUGE POINT CALIBRATION.

For calibration specification information, see certificate on page 1.

Tank No: 6
GAUGE POINT CALIBRATION
1-800-205-TANK

Red Hill, Pearl Harbor, HI

Issue Date: 12/22/2006

Capacities given in barrels of 42 U.S. gallons.

Gauge Height: 257'-07 7/8"

in/in	213 FT	in/in	213 FT	in/in	213 FT	in/in	213 FT	in/in	213 FT	in/in	214 FT
2	272,654.11	4	272,873.86	6	273,093.40	8	273,312.53	10	273,531.02	0	273,748.89
1/16	272,660.98	1/16	272,880.72	1/16	273,100.25	1/16	273,319.36	1/16	273,537.84	1/16	273,755.69
1/8	272,667.85	1/8	272,887.58	1/8	273,107.10	1/8	273,326.19	1/8	273,544.65	1/8	273,762.48
3/16	272,674.72	3/16	272,894.44	3/16	273,113.96	3/16	273,333.02	3/16	273,551.46	3/16	273,769.27
1/4	272,681.59	1/4	272,901.30	1/4	273,120.81	1/4	273,339.86	1/4	273,558.28	1/4	273,776.07
5/16	272,688.45	5/16	272,908.17	5/16	273,127.66	5/16	273,346.69	5/16	273,565.09	5/16	273,782.86
3/8	272,695.32	3/8	272,915.03	3/8	273,134.51	3/8	273,353.52	3/8	273,571.90	3/8	273,789.66
7/16	272,702.19	7/16	272,921.89	7/16	273,141.37	7/16	273,360.36	7/16	273,578.72	7/16	273,796.45
1/2	272,709.06	1/2	272,928.75	1/2	273,148.22	1/2	273,367.19	1/2	273,585.53	1/2	273,803.24
9/16	272,715.93	9/16	272,935.62	9/16	273,155.07	9/16	273,374.02	9/16	273,592.34	9/16	273,810.04
5/8	272,722.80	5/8	272,942.48	5/8	273,161.92	5/8	273,380.86	5/8	273,599.16	5/8	273,816.83
11/16	272,729.67	11/16	272,949.34	11/16	273,168.78	11/16	273,387.69	11/16	273,605.97	11/16	273,823.62
3/4	272,736.53	3/4	272,956.20	3/4	273,175.63	3/4	273,394.52	3/4	273,612.78	3/4	273,830.42
13/16	272,743.40	13/16	272,963.06	13/16	273,182.48	13/16	273,401.35	13/16	273,619.60	13/16	273,837.21
7/8	272,750.27	7/8	272,969.93	7/8	273,189.33	7/8	273,408.19	7/8	273,626.41	7/8	273,844.01
15/16	272,757.14	15/16	272,976.79	15/16	273,196.19	15/16	273,415.02	15/16	273,633.22	15/16	273,850.80
3	272,764.01	5	272,983.65	7	273,203.04	9	273,421.85	11	273,640.04	1	273,857.59
1/16	272,770.87	1/16	272,990.51	1/16	273,209.88	1/16	273,428.68	1/16	273,646.84	1/16	273,864.38
1/8	272,777.74	1/8	272,997.37	1/8	273,216.73	1/8	273,435.50	1/8	273,653.64	1/8	273,871.16
3/16	272,784.60	3/16	273,004.23	3/16	273,223.57	3/16	273,442.32	3/16	273,660.45	3/16	273,877.94
1/4	272,791.47	1/4	273,011.09	1/4	273,230.41	1/4	273,449.15	1/4	273,667.25	1/4	273,884.73
5/16	272,798.34	5/16	273,017.95	5/16	273,237.25	5/16	273,455.97	5/16	273,674.05	5/16	273,891.51
3/8	272,805.20	3/8	273,024.81	3/8	273,244.10	3/8	273,462.79	3/8	273,680.86	3/8	273,898.30
7/16	272,812.07	7/16	273,031.67	7/16	273,250.94	7/16	273,469.62	7/16	273,687.66	7/16	273,905.08
1/2	272,818.93	1/2	273,038.52	1/2	273,257.78	1/2	273,476.44	1/2	273,694.47	1/2	273,911.86
9/16	272,825.80	9/16	273,045.38	9/16	273,264.63	9/16	273,483.26	9/16	273,701.27	9/16	273,918.65
5/8	272,832.66	5/8	273,052.24	5/8	273,271.47	5/8	273,490.08	5/8	273,708.07	5/8	273,925.43
11/16	272,839.53	11/16	273,059.10	11/16	273,278.31	11/16	273,496.91	11/16	273,714.88	11/16	273,932.22
3/4	272,846.39	3/4	273,065.96	3/4	273,285.15	3/4	273,503.73	3/4	273,721.68	3/4	273,939.00
13/16	272,853.26	13/16	273,072.82	13/16	273,292.00	13/16	273,510.55	13/16	273,728.48	13/16	273,945.78
7/8	272,860.12	7/8	273,079.68	7/8	273,298.84	7/8	273,517.38	7/8	273,735.29	7/8	273,952.57
15/16	272,866.99	15/16	273,086.54	15/16	273,305.68	15/16	273,524.20	15/16	273,742.09	15/16	273,959.35

This chart is Certified for Tank: 6 only. No changes are permissible without the written consent of GAUGE POINT CALIBRATION.

For calibration specification information, see certificate on page 1.

Tank No: 6
GAUGE POINT CALIBRATION
1-800-205-TANK

Red Hill, Pearl Harbor, HI

Issue Date: 12/22/2006

Capacities given in barrels of 42 U.S. gallons.

Gauge Height: 257'-07 7/8"

in/in	214 FT	in/in	214 FT	in/in	214 FT	in/in	214 FT	in/in	214 FT	in/in	215 FT
2	273,966.14	4	274,182.75	6	274,398.74	8	274,614.10	10	274,828.84	0	275,042.96
1/16	273,972.91	1/16	274,189.50	1/16	274,405.47	1/16	274,620.82	1/16	274,835.54	1/16	275,049.63
1/8	273,979.68	1/8	274,196.26	1/8	274,412.21	1/8	274,627.53	1/8	274,842.23	1/8	275,056.31
3/16	273,986.46	3/16	274,203.01	3/16	274,418.94	3/16	274,634.25	3/16	274,848.93	3/16	275,062.99
1/4	273,993.23	1/4	274,209.77	1/4	274,425.68	1/4	274,640.96	1/4	274,855.63	1/4	275,069.66
5/16	274,000.01	5/16	274,216.52	5/16	274,432.41	5/16	274,647.68	5/16	274,862.32	5/16	275,076.34
3/8	274,006.78	3/8	274,223.28	3/8	274,439.15	3/8	274,654.40	3/8	274,869.02	3/8	275,083.02
7/16	274,013.55	7/16	274,230.03	7/16	274,445.88	7/16	274,661.11	7/16	274,875.71	7/16	275,089.69
1/2	274,020.33	1/2	274,236.79	1/2	274,452.62	1/2	274,667.83	1/2	274,882.41	1/2	275,096.37
9/16	274,027.10	9/16	274,243.54	9/16	274,459.35	9/16	274,674.54	9/16	274,889.11	9/16	275,103.05
5/8	274,033.88	5/8	274,250.30	5/8	274,466.09	5/8	274,681.26	5/8	274,895.80	5/8	275,109.72
11/16	274,040.65	11/16	274,257.05	11/16	274,472.82	11/16	274,687.97	11/16	274,902.50	11/16	275,116.40
3/4	274,047.42	3/4	274,263.80	3/4	274,479.56	3/4	274,694.69	3/4	274,909.19	3/4	275,123.08
13/16	274,054.20	13/16	274,270.56	13/16	274,486.29	13/16	274,701.40	13/16	274,915.89	13/16	275,129.75
7/8	274,060.97	7/8	274,277.31	7/8	274,493.03	7/8	274,708.12	7/8	274,922.59	7/8	275,136.43
15/16	274,067.75	15/16	274,284.07	15/16	274,499.76	15/16	274,714.83	15/16	274,929.28	15/16	275,143.11
3	274,074.52	5	274,290.82	7	274,506.50	9	274,721.55	11	274,935.98	1	275,149.78
1/16	274,081.29	1/16	274,297.57	1/16	274,513.22	1/16	274,728.26	1/16	274,942.66	1/16	275,156.45
1/8	274,088.05	1/8	274,304.31	1/8	274,519.95	1/8	274,734.96	1/8	274,949.35	1/8	275,163.12
3/16	274,094.81	3/16	274,311.06	3/16	274,526.67	3/16	274,741.67	3/16	274,956.04	3/16	275,169.78
1/4	274,101.58	1/4	274,317.80	1/4	274,533.40	1/4	274,748.37	1/4	274,962.72	1/4	275,176.45
5/16	274,108.34	5/16	274,324.55	5/16	274,540.12	5/16	274,755.08	5/16	274,969.41	5/16	275,183.12
3/8	274,115.11	3/8	274,331.29	3/8	274,546.85	3/8	274,761.78	3/8	274,976.10	3/8	275,189.78
7/16	274,121.87	7/16	274,338.04	7/16	274,553.58	7/16	274,768.49	7/16	274,982.78	7/16	275,196.45
1/2	274,128.64	1/2	274,344.78	1/2	274,560.30	1/2	274,775.20	1/2	274,989.47	1/2	275,203.12
9/16	274,135.40	9/16	274,351.53	9/16	274,567.03	9/16	274,781.90	9/16	274,996.15	9/16	275,209.78
5/8	274,142.16	5/8	274,358.27	5/8	274,573.75	5/8	274,788.61	5/8	275,002.84	5/8	275,216.45
11/16	274,148.93	11/16	274,365.02	11/16	274,580.48	11/16	274,795.31	11/16	275,009.53	11/16	275,223.12
3/4	274,155.69	3/4	274,371.76	3/4	274,587.20	3/4	274,802.02	3/4	275,016.21	3/4	275,229.78
13/16	274,162.46	13/16	274,378.50	13/16	274,593.93	13/16	274,808.72	13/16	275,022.90	13/16	275,236.45
7/8	274,169.22	7/8	274,385.25	7/8	274,600.65	7/8	274,815.43	7/8	275,029.59	7/8	275,243.12
15/16	274,175.99	15/16	274,391.99	15/16	274,607.38	15/16	274,822.14	15/16	275,036.27	15/16	275,249.78

This chart is Certified for Tank: 6 only. No changes are permissible without the written consent of GAUGE POINT CALIBRATION.

For calibration specification information, see certificate on page 1.

Tank No: 6
GAUGE POINT CALIBRATION
1-800-205-TANK

Red Hill, Pearl Harbor, HI

Issue Date: 12/22/2006

Capacities given in barrels of 42 U.S. gallons.

Gauge Height: 257'-07 7/8"

in/in	215 FT	in/in	215 FT	in/in	215 FT	in/in	215 FT	in/in	215 FT	in/in	216 FT
2	275,256.45	4	275,469.32	6	275,681.58	8	275,893.21	10	276,104.22	0	276,314.62
1/16	275,263.11	1/16	275,475.96	1/16	275,688.19	1/16	275,899.81	1/16	276,110.80	1/16	276,321.18
1/8	275,269.77	1/8	275,482.60	1/8	275,694.81	1/8	275,906.40	1/8	276,117.38	1/8	276,327.74
3/16	275,276.42	3/16	275,489.24	3/16	275,701.43	3/16	275,913.00	3/16	276,123.96	3/16	276,334.30
1/4	275,283.08	1/4	275,495.87	1/4	275,708.05	1/4	275,919.60	1/4	276,130.54	1/4	276,340.86
5/16	275,289.74	5/16	275,502.51	5/16	275,714.67	5/16	275,926.20	5/16	276,137.12	5/16	276,347.42
3/8	275,296.39	3/8	275,509.15	3/8	275,721.29	3/8	275,932.80	3/8	276,143.70	3/8	276,353.98
7/16	275,303.05	7/16	275,515.79	7/16	275,727.90	7/16	275,939.40	7/16	276,150.28	7/16	276,360.54
1/2	275,309.71	1/2	275,522.43	1/2	275,734.52	1/2	275,946.00	1/2	276,156.86	1/2	276,367.10
9/16	275,316.37	9/16	275,529.06	9/16	275,741.14	9/16	275,952.60	9/16	276,163.44	9/16	276,373.66
5/8	275,323.02	5/8	275,535.70	5/8	275,747.76	5/8	275,959.20	5/8	276,170.02	5/8	276,380.22
11/16	275,329.68	11/16	275,542.34	11/16	275,754.38	11/16	275,965.80	11/16	276,176.60	11/16	276,386.78
3/4	275,336.34	3/4	275,548.98	3/4	275,761.00	3/4	275,972.39	3/4	276,183.18	3/4	276,393.34
13/16	275,342.99	13/16	275,555.61	13/16	275,767.61	13/16	275,978.99	13/16	276,189.76	13/16	276,399.90
7/8	275,349.65	7/8	275,562.25	7/8	275,774.23	7/8	275,985.59	7/8	276,196.34	7/8	276,406.46
15/16	275,356.31	15/16	275,568.89	15/16	275,780.85	15/16	275,992.19	15/16	276,202.91	15/16	276,413.02
3	275,362.97	5	275,575.53	7	275,787.47	9	275,998.79	11	276,209.49	1	276,419.58
1/16	275,369.61	1/16	275,582.15	1/16	275,794.08	1/16	276,005.38	1/16	276,216.06	1/16	276,426.13
1/8	275,376.26	1/8	275,588.78	1/8	275,800.69	1/8	276,011.97	1/8	276,222.63	1/8	276,432.68
3/16	275,382.91	3/16	275,595.41	3/16	275,807.29	3/16	276,018.56	3/16	276,229.20	3/16	276,439.23
1/4	275,389.55	1/4	275,602.04	1/4	275,813.90	1/4	276,025.15	1/4	276,235.77	1/4	276,445.78
5/16	275,396.20	5/16	275,608.67	5/16	275,820.51	5/16	276,031.74	5/16	276,242.34	5/16	276,452.33
3/8	275,402.85	3/8	275,615.30	3/8	275,827.12	3/8	276,038.33	3/8	276,248.91	3/8	276,458.89
7/16	275,409.50	7/16	275,621.92	7/16	275,833.73	7/16	276,044.92	7/16	276,255.48	7/16	276,465.44
1/2	275,416.14	1/2	275,628.55	1/2	275,840.34	1/2	276,051.51	1/2	276,262.05	1/2	276,471.99
9/16	275,422.79	9/16	275,635.18	9/16	275,846.95	9/16	276,058.09	9/16	276,268.62	9/16	276,478.54
5/8	275,429.44	5/8	275,641.81	5/8	275,853.56	5/8	276,064.68	5/8	276,275.19	5/8	276,485.09
11/16	275,436.09	11/16	275,648.44	11/16	275,860.16	11/16	276,071.27	11/16	276,281.76	11/16	276,491.64
3/4	275,442.73	3/4	275,655.06	3/4	275,866.77	3/4	276,077.86	3/4	276,288.33	3/4	276,498.19
13/16	275,449.38	13/16	275,661.69	13/16	275,873.38	13/16	276,084.45	13/16	276,294.90	13/16	276,504.74
7/8	275,456.03	7/8	275,668.32	7/8	275,879.99	7/8	276,091.04	7/8	276,301.47	7/8	276,511.29
15/16	275,462.68	15/16	275,674.95	15/16	275,886.60	15/16	276,097.63	15/16	276,308.04	15/16	276,517.84

This chart is Certified for Tank: 6 only. No changes are permissible without the written consent of GAUGE POINT CALIBRATION.

For calibration specification information, see certificate on page 1.

Tank No: 6
GAUGE POINT CALIBRATION
1-800-205-TANK

Red Hill, Pearl Harbor, HI

Issue Date: 12/22/2006

Capacities given in barrels of 42 U.S. gallons.

Gauge Height: 257'-07 7/8"

in/in	216 FT	in/in	216 FT	in/in	216 FT	in/in	216 FT	in/in	216 FT	in/in	217 FT
2	276,524.39	4	276,733.56	6	276,942.10	8	277,150.03	10	277,357.35	0	277,564.06
1/16	276,530.93	1/16	276,740.08	1/16	276,948.60	1/16	277,156.52	1/16	277,363.82	1/16	277,570.51
1/8	276,537.48	1/8	276,746.60	1/8	276,955.11	1/8	277,163.00	1/8	277,370.28	1/8	277,576.95
3/16	276,544.02	3/16	276,753.12	3/16	276,961.61	3/16	277,169.48	3/16	277,376.75	3/16	277,583.40
1/4	276,550.56	1/4	276,759.64	1/4	276,968.11	1/4	277,175.97	1/4	277,383.21	1/4	277,589.84
5/16	276,557.10	5/16	276,766.16	5/16	276,974.62	5/16	277,182.45	5/16	277,389.68	5/16	277,596.29
3/8	276,563.64	3/8	276,772.69	3/8	276,981.12	3/8	277,188.94	3/8	277,396.14	3/8	277,602.73
7/16	276,570.18	7/16	276,779.21	7/16	276,987.62	7/16	277,195.42	7/16	277,402.60	7/16	277,609.18
1/2	276,576.72	1/2	276,785.73	1/2	276,994.12	1/2	277,201.90	1/2	277,409.07	1/2	277,615.62
9/16	276,583.26	9/16	276,792.25	9/16	277,000.63	9/16	277,208.39	9/16	277,415.53	9/16	277,622.07
5/8	276,589.80	5/8	276,798.77	5/8	277,007.13	5/8	277,214.87	5/8	277,422.00	5/8	277,628.51
11/16	276,596.35	11/16	276,805.30	11/16	277,013.63	11/16	277,221.35	11/16	277,428.46	11/16	277,634.96
3/4	276,602.89	3/4	276,811.82	3/4	277,020.13	3/4	277,227.84	3/4	277,434.93	3/4	277,641.40
13/16	276,609.43	13/16	276,818.34	13/16	277,026.64	13/16	277,234.32	13/16	277,441.39	13/16	277,647.85
7/8	276,615.97	7/8	276,824.86	7/8	277,033.14	7/8	277,240.80	7/8	277,447.85	7/8	277,654.29
15/16	276,622.51	15/16	276,831.38	15/16	277,039.64	15/16	277,247.29	15/16	277,454.32	15/16	277,660.74
3	276,629.05	5	276,837.91	7	277,046.14	9	277,253.77	11	277,460.78	1	277,667.18
1/16	276,635.58	1/16	276,844.42	1/16	277,052.64	1/16	277,260.24	1/16	277,467.24	1/16	277,673.62
1/8	276,642.11	1/8	276,850.93	1/8	277,059.13	1/8	277,266.72	1/8	277,473.69	1/8	277,680.06
3/16	276,648.65	3/16	276,857.44	3/16	277,065.62	3/16	277,273.19	3/16	277,480.15	3/16	277,686.49
1/4	276,655.18	1/4	276,863.95	1/4	277,072.12	1/4	277,279.67	1/4	277,486.60	1/4	277,692.93
5/16	276,661.71	5/16	276,870.47	5/16	277,078.61	5/16	277,286.14	5/16	277,493.06	5/16	277,699.36
3/8	276,668.24	3/8	276,876.98	3/8	277,085.10	3/8	277,292.61	3/8	277,499.51	3/8	277,705.80
7/16	276,674.77	7/16	276,883.49	7/16	277,091.60	7/16	277,299.09	7/16	277,505.97	7/16	277,712.23
1/2	276,681.30	1/2	276,890.00	1/2	277,098.09	1/2	277,305.56	1/2	277,512.42	1/2	277,718.67
9/16	276,687.83	9/16	276,896.52	9/16	277,104.58	9/16	277,312.04	9/16	277,518.88	9/16	277,725.11
5/8	276,694.37	5/8	276,903.03	5/8	277,111.08	5/8	277,318.51	5/8	277,525.33	5/8	277,731.54
11/16	276,700.90	11/16	276,909.54	11/16	277,117.57	11/16	277,324.98	11/16	277,531.79	11/16	277,737.98
3/4	276,707.43	3/4	276,916.05	3/4	277,124.06	3/4	277,331.46	3/4	277,538.24	3/4	277,744.41
13/16	276,713.96	13/16	276,922.57	13/16	277,130.56	13/16	277,337.93	13/16	277,544.70	13/16	277,750.85
7/8	276,720.49	7/8	276,929.08	7/8	277,137.05	7/8	277,344.41	7/8	277,551.15	7/8	277,757.28
15/16	276,727.02	15/16	276,935.59	15/16	277,143.54	15/16	277,350.88	15/16	277,557.61	15/16	277,763.72

This chart is Certified for Tank: 6 only. No changes are permissible without the written consent of GAUGE POINT CALIBRATION.

For calibration specification information, see certificate on page 1.

Tank No: 6
GAUGE POINT CALIBRATION
1-800-205-TANK

Red Hill, Pearl Harbor, HI

Issue Date: 12/22/2006

Capacities given in barrels of 42 U.S. gallons.

Gauge Height: 257'-07 7/8"

in/in	217 FT	in/in	217 FT	in/in	217 FT	in/in	217 FT	in/in	217 FT	in/in	218 FT
2	277,770.16	4	277,975.64	6	278,180.51	8	278,384.78	10	278,588.44	0	278,791.49
1/16	277,776.58	1/16	277,982.05	1/16	278,186.90	1/16	278,391.15	1/16	278,594.79	1/16	278,797.82
1/8	277,783.01	1/8	277,988.45	1/8	278,193.29	1/8	278,397.52	1/8	278,601.14	1/8	278,804.15
3/16	277,789.43	3/16	277,994.86	3/16	278,199.68	3/16	278,403.89	3/16	278,607.49	3/16	278,810.48
1/4	277,795.86	1/4	278,001.27	1/4	278,206.07	1/4	278,410.26	1/4	278,613.84	1/4	278,816.81
5/16	277,802.29	5/16	278,007.68	5/16	278,212.45	5/16	278,416.63	5/16	278,620.19	5/16	278,823.15
3/8	277,808.71	3/8	278,014.08	3/8	278,218.84	3/8	278,422.99	3/8	278,626.54	3/8	278,829.48
7/16	277,815.14	7/16	278,020.49	7/16	278,225.23	7/16	278,429.36	7/16	278,632.89	7/16	278,835.81
1/2	277,821.56	1/2	278,026.90	1/2	278,231.62	1/2	278,435.73	1/2	278,639.24	1/2	278,842.14
9/16	277,827.99	9/16	278,033.30	9/16	278,238.01	9/16	278,442.10	9/16	278,645.59	9/16	278,848.47
5/8	277,834.42	5/8	278,039.71	5/8	278,244.40	5/8	278,448.47	5/8	278,651.94	5/8	278,854.80
11/16	277,840.84	11/16	278,046.12	11/16	278,250.78	11/16	278,454.84	11/16	278,658.29	11/16	278,861.13
3/4	277,847.27	3/4	278,052.53	3/4	278,257.17	3/4	278,461.21	3/4	278,664.64	3/4	278,867.46
13/16	277,853.70	13/16	278,058.93	13/16	278,263.56	13/16	278,467.58	13/16	278,670.99	13/16	278,873.79
7/8	277,860.12	7/8	278,065.34	7/8	278,269.95	7/8	278,473.95	7/8	278,677.34	7/8	278,880.13
15/16	277,866.55	15/16	278,071.75	15/16	278,276.34	15/16	278,480.32	15/16	278,683.69	15/16	278,886.46
3	277,872.97	5	278,078.15	7	278,282.72	9	278,486.69	11	278,690.04	1	278,892.79
1/16	277,879.39	1/16	278,084.55	1/16	278,289.10	1/16	278,493.05	1/16	278,696.38	1/16	278,899.11
1/8	277,885.81	1/8	278,090.95	1/8	278,295.48	1/8	278,499.40	1/8	278,702.72	1/8	278,905.43
3/16	277,892.22	3/16	278,097.35	3/16	278,301.86	3/16	278,505.76	3/16	278,709.06	3/16	278,911.75
1/4	277,898.64	1/4	278,103.74	1/4	278,308.24	1/4	278,512.12	1/4	278,715.40	1/4	278,918.07
5/16	277,905.06	5/16	278,110.14	5/16	278,314.62	5/16	278,518.48	5/16	278,721.74	5/16	278,924.40
3/8	277,911.47	3/8	278,116.54	3/8	278,321.00	3/8	278,524.84	3/8	278,728.08	3/8	278,930.72
7/16	277,917.89	7/16	278,122.94	7/16	278,327.37	7/16	278,531.20	7/16	278,734.42	7/16	278,937.04
1/2	277,924.31	1/2	278,129.33	1/2	278,333.75	1/2	278,537.56	1/2	278,740.76	1/2	278,943.36
9/16	277,930.72	9/16	278,135.73	9/16	278,340.13	9/16	278,543.92	9/16	278,747.11	9/16	278,949.68
5/8	277,937.14	5/8	278,142.13	5/8	278,346.51	5/8	278,550.28	5/8	278,753.45	5/8	278,956.00
11/16	277,943.56	11/16	278,148.53	11/16	278,352.89	11/16	278,556.64	11/16	278,759.79	11/16	278,962.33
3/4	277,949.97	3/4	278,154.92	3/4	278,359.27	3/4	278,563.00	3/4	278,766.13	3/4	278,968.65
13/16	277,956.39	13/16	278,161.32	13/16	278,365.64	13/16	278,569.36	13/16	278,772.47	13/16	278,974.97
7/8	277,962.81	7/8	278,167.72	7/8	278,372.02	7/8	278,575.72	7/8	278,778.81	7/8	278,981.29
15/16	277,969.22	15/16	278,174.12	15/16	278,378.40	15/16	278,582.08	15/16	278,785.15	15/16	278,987.61

This chart is Certified for Tank: 6 only. No changes are permissible without the written consent of GAUGE POINT CALIBRATION.

For calibration specification information, see certificate on page 1.

Tank No: 6
GAUGE POINT CALIBRATION
1-800-205-TANK

Red Hill, Pearl Harbor, HI

Issue Date: 12/22/2006

Capacities given in barrels of 42 U.S. gallons.

Gauge Height: 257'-07 7/8"

in/in	218 FT	in/in	218 FT	in/in	218 FT	in/in	218 FT	in/in	218 FT	in/in	219 FT
2	278,993.93	4	279,195.77	6	279,397.01	8	279,597.64	10	279,797.67	0	279,997.10
1/16	279,000.25	1/16	279,202.07	1/16	279,403.28	1/16	279,603.90	1/16	279,803.91	1/16	280,003.32
1/8	279,006.56	1/8	279,208.36	1/8	279,409.56	1/8	279,610.15	1/8	279,810.14	1/8	280,009.53
3/16	279,012.87	3/16	279,214.65	3/16	279,415.83	3/16	279,616.41	3/16	279,816.38	3/16	280,015.75
1/4	279,019.18	1/4	279,220.95	1/4	279,422.11	1/4	279,622.66	1/4	279,822.62	1/4	280,021.97
5/16	279,025.50	5/16	279,227.24	5/16	279,428.38	5/16	279,628.92	5/16	279,828.85	5/16	280,028.19
3/8	279,031.81	3/8	279,233.53	3/8	279,434.66	3/8	279,635.17	3/8	279,835.09	3/8	280,034.41
7/16	279,038.12	7/16	279,239.83	7/16	279,440.93	7/16	279,641.43	7/16	279,841.33	7/16	280,040.62
1/2	279,044.43	1/2	279,246.12	1/2	279,447.20	1/2	279,647.69	1/2	279,847.57	1/2	280,046.84
9/16	279,050.74	9/16	279,252.41	9/16	279,453.48	9/16	279,653.94	9/16	279,853.80	9/16	280,053.06
5/8	279,057.06	5/8	279,258.71	5/8	279,459.75	5/8	279,660.20	5/8	279,860.04	5/8	280,059.28
11/16	279,063.37	11/16	279,265.00	11/16	279,466.03	11/16	279,666.45	11/16	279,866.28	11/16	280,065.50
3/4	279,069.68	3/4	279,271.29	3/4	279,472.30	3/4	279,672.71	3/4	279,872.51	3/4	280,071.71
13/16	279,075.99	13/16	279,277.59	13/16	279,478.58	13/16	279,678.96	13/16	279,878.75	13/16	280,077.93
7/8	279,082.31	7/8	279,283.88	7/8	279,484.85	7/8	279,685.22	7/8	279,884.99	7/8	280,084.15
15/16	279,088.62	15/16	279,290.17	15/16	279,491.13	15/16	279,691.48	15/16	279,891.22	15/16	280,090.37
3	279,094.93	5	279,296.47	7	279,497.40	9	279,697.73	11	279,897.46	1	280,096.59
1/16	279,101.23	1/16	279,302.75	1/16	279,503.67	1/16	279,703.98	1/16	279,903.69	1/16	280,102.80
1/8	279,107.54	1/8	279,309.03	1/8	279,509.93	1/8	279,710.22	1/8	279,909.91	1/8	280,109.00
3/16	279,113.84	3/16	279,315.32	3/16	279,516.20	3/16	279,716.47	3/16	279,916.14	3/16	280,115.21
1/4	279,120.14	1/4	279,321.60	1/4	279,522.46	1/4	279,722.72	1/4	279,922.37	1/4	280,121.42
5/16	279,126.44	5/16	279,327.89	5/16	279,528.73	5/16	279,728.96	5/16	279,928.60	5/16	280,127.63
3/8	279,132.75	3/8	279,334.17	3/8	279,534.99	3/8	279,735.21	3/8	279,934.82	3/8	280,133.84
7/16	279,139.05	7/16	279,340.45	7/16	279,541.26	7/16	279,741.45	7/16	279,941.05	7/16	280,140.05
1/2	279,145.35	1/2	279,346.74	1/2	279,547.52	1/2	279,747.70	1/2	279,947.28	1/2	280,146.26
9/16	279,151.65	9/16	279,353.02	9/16	279,553.79	9/16	279,753.95	9/16	279,953.51	9/16	280,152.46
5/8	279,157.96	5/8	279,359.31	5/8	279,560.05	5/8	279,760.19	5/8	279,959.73	5/8	280,158.67
11/16	279,164.26	11/16	279,365.59	11/16	279,566.32	11/16	279,766.44	11/16	279,965.96	11/16	280,164.88
3/4	279,170.56	3/4	279,371.87	3/4	279,572.58	3/4	279,772.69	3/4	279,972.19	3/4	280,171.09
13/16	279,176.87	13/16	279,378.16	13/16	279,578.85	13/16	279,778.93	13/16	279,978.42	13/16	280,177.30
7/8	279,183.17	7/8	279,384.44	7/8	279,585.11	7/8	279,785.18	7/8	279,984.64	7/8	280,183.51
15/16	279,189.47	15/16	279,390.73	15/16	279,591.38	15/16	279,791.42	15/16	279,990.87	15/16	280,189.72

This chart is Certified for Tank: 6 only. No changes are permissible without the written consent of GAUGE POINT CALIBRATION.

For calibration specification information, see certificate on page 1.

Tank No: 6
GAUGE POINT CALIBRATION
1-800-205-TANK

Red Hill, Pearl Harbor, HI

Issue Date: 12/22/2006

Capacities given in barrels of 42 U.S. gallons.

Gauge Height: 257'-07 7/8"

in/in	219 FT	in/in	219 FT	in/in	219 FT	in/in	219 FT	in/in	219 FT	in/in	220 FT
2	280,195.93	4	280,394.15	6	280,591.78	8	280,788.81	10	280,985.25	0	281,181.08
1/16	280,202.12	1/16	280,400.33	1/16	280,597.94	1/16	280,794.95	1/16	280,991.37	1/16	281,187.19
1/8	280,208.32	1/8	280,406.51	1/8	280,604.11	1/8	280,801.10	1/8	280,997.49	1/8	281,193.29
3/16	280,214.52	3/16	280,412.69	3/16	280,610.27	3/16	280,807.24	3/16	281,003.62	3/16	281,199.40
1/4	280,220.72	1/4	280,418.88	1/4	280,616.43	1/4	280,813.38	1/4	281,009.74	1/4	281,205.51
5/16	280,226.92	5/16	280,425.06	5/16	280,622.59	5/16	280,819.53	5/16	281,015.87	5/16	281,211.61
3/8	280,233.12	3/8	280,431.24	3/8	280,628.75	3/8	280,825.67	3/8	281,021.99	3/8	281,217.72
7/16	280,239.32	7/16	280,437.42	7/16	280,634.91	7/16	280,831.81	7/16	281,028.12	7/16	281,223.82
1/2	280,245.52	1/2	280,443.60	1/2	280,641.08	1/2	280,837.96	1/2	281,034.24	1/2	281,229.93
9/16	280,251.72	9/16	280,449.78	9/16	280,647.24	9/16	280,844.10	9/16	281,040.37	9/16	281,236.04
5/8	280,257.92	5/8	280,455.96	5/8	280,653.40	5/8	280,850.24	5/8	281,046.49	5/8	281,242.14
11/16	280,264.12	11/16	280,462.14	11/16	280,659.56	11/16	280,856.39	11/16	281,052.62	11/16	281,248.25
3/4	280,270.32	3/4	280,468.32	3/4	280,665.72	3/4	280,862.53	3/4	281,058.74	3/4	281,254.35
13/16	280,276.52	13/16	280,474.50	13/16	280,671.89	13/16	280,868.67	13/16	281,064.86	13/16	281,260.46
7/8	280,282.72	7/8	280,480.68	7/8	280,678.05	7/8	280,874.82	7/8	281,070.99	7/8	281,266.57
15/16	280,288.91	15/16	280,486.86	15/16	280,684.21	15/16	280,880.96	15/16	281,077.11	15/16	281,272.67
3	280,295.11	5	280,493.04	7	280,690.37	9	280,887.10	11	281,083.24	1	281,278.78
1/16	280,301.30	1/16	280,499.21	1/16	280,696.52	1/16	280,893.24	1/16	281,089.35	1/16	281,284.87
1/8	280,307.49	1/8	280,505.38	1/8	280,702.68	1/8	280,899.37	1/8	281,095.47	1/8	281,290.97
3/16	280,313.68	3/16	280,511.56	3/16	280,708.83	3/16	280,905.50	3/16	281,101.58	3/16	281,297.07
1/4	280,319.87	1/4	280,517.73	1/4	280,714.98	1/4	280,911.64	1/4	281,107.70	1/4	281,303.16
5/16	280,326.06	5/16	280,523.90	5/16	280,721.13	5/16	280,917.77	5/16	281,113.81	5/16	281,309.26
3/8	280,332.25	3/8	280,530.07	3/8	280,727.29	3/8	280,923.91	3/8	281,119.93	3/8	281,315.36
7/16	280,338.44	7/16	280,536.24	7/16	280,733.44	7/16	280,930.04	7/16	281,126.05	7/16	281,321.45
1/2	280,344.63	1/2	280,542.41	1/2	280,739.59	1/2	280,936.17	1/2	281,132.16	1/2	281,327.55
9/16	280,350.82	9/16	280,548.58	9/16	280,745.74	9/16	280,942.31	9/16	281,138.28	9/16	281,333.65
5/8	280,357.01	5/8	280,554.75	5/8	280,751.90	5/8	280,948.44	5/8	281,144.39	5/8	281,339.74
11/16	280,363.20	11/16	280,560.93	11/16	280,758.05	11/16	280,954.58	11/16	281,150.51	11/16	281,345.84
3/4	280,369.39	3/4	280,567.10	3/4	280,764.20	3/4	280,960.71	3/4	281,156.62	3/4	281,351.94
13/16	280,375.58	13/16	280,573.27	13/16	280,770.35	13/16	280,966.84	13/16	281,162.74	13/16	281,358.03
7/8	280,381.77	7/8	280,579.44	7/8	280,776.51	7/8	280,972.98	7/8	281,168.85	7/8	281,364.13
15/16	280,387.96	15/16	280,585.61	15/16	280,782.66	15/16	280,979.11	15/16	281,174.97	15/16	281,370.23

This chart is Certified for Tank: 6 only. No changes are permissible without the written consent of GAUGE POINT CALIBRATION.

For calibration specification information, see certificate on page 1.

Tank No: 6
GAUGE POINT CALIBRATION
1-800-205-TANK

Red Hill, Pearl Harbor, HI

Issue Date: 12/22/2006

Capacities given in barrels of 42 U.S. gallons.

Gauge Height: 257'-07 7/8"

in/in	220 FT	in/in	220 FT	in/in	220 FT	in/in	220 FT	in/in	220 FT	in/in	221 FT
2	281,376.32	4	281,570.97	6	281,765.03	8	281,958.49	10	282,151.36	0	282,343.64
1/16	281,382.41	1/16	281,577.04	1/16	281,771.08	1/16	281,964.52	1/16	282,157.37	1/16	282,349.63
1/8	281,388.50	1/8	281,583.11	1/8	281,777.13	1/8	281,970.55	1/8	282,163.38	1/8	282,355.63
3/16	281,394.59	3/16	281,589.18	3/16	281,783.18	3/16	281,976.58	3/16	282,169.40	3/16	282,361.62
1/4	281,400.67	1/4	281,595.25	1/4	281,789.23	1/4	281,982.62	1/4	282,175.41	1/4	282,367.62
5/16	281,406.76	5/16	281,601.32	5/16	281,795.28	5/16	281,988.65	5/16	282,181.42	5/16	282,373.61
3/8	281,412.85	3/8	281,607.39	3/8	281,801.33	3/8	281,994.68	3/8	282,187.44	3/8	282,379.61
7/16	281,418.94	7/16	281,613.45	7/16	281,807.38	7/16	282,000.71	7/16	282,193.45	7/16	282,385.60
1/2	281,425.02	1/2	281,619.52	1/2	281,813.43	1/2	282,006.74	1/2	282,199.46	1/2	282,391.60
9/16	281,431.11	9/16	281,625.59	9/16	281,819.48	9/16	282,012.77	9/16	282,205.48	9/16	282,397.59
5/8	281,437.20	5/8	281,631.66	5/8	281,825.53	5/8	282,018.81	5/8	282,211.49	5/8	282,403.59
11/16	281,443.29	11/16	281,637.73	11/16	281,831.58	11/16	282,024.84	11/16	282,217.51	11/16	282,409.58
3/4	281,449.37	3/4	281,643.80	3/4	281,837.63	3/4	282,030.87	3/4	282,223.52	3/4	282,415.58
13/16	281,455.46	13/16	281,649.87	13/16	281,843.68	13/16	282,036.90	13/16	282,229.53	13/16	282,421.57
7/8	281,461.55	7/8	281,655.94	7/8	281,849.73	7/8	282,042.93	7/8	282,235.55	7/8	282,427.57
15/16	281,467.64	15/16	281,662.00	15/16	281,855.78	15/16	282,048.97	15/16	282,241.56	15/16	282,433.56
3	281,473.72	5	281,668.07	7	281,861.83	9	282,055.00	11	282,247.57	1	282,439.56
1/16	281,479.80	1/16	281,674.13	1/16	281,867.87	1/16	282,061.02	1/16	282,253.58	1/16	282,445.54
1/8	281,485.88	1/8	281,680.19	1/8	281,873.91	1/8	282,067.04	1/8	282,259.58	1/8	282,451.53
3/16	281,491.96	3/16	281,686.25	3/16	281,879.95	3/16	282,073.06	3/16	282,265.58	3/16	282,457.51
1/4	281,498.03	1/4	281,692.31	1/4	281,886.00	1/4	282,079.09	1/4	282,271.59	1/4	282,463.50
5/16	281,504.11	5/16	281,698.37	5/16	281,892.04	5/16	282,085.11	5/16	282,277.59	5/16	282,469.48
3/8	281,510.19	3/8	281,704.43	3/8	281,898.08	3/8	282,091.13	3/8	282,283.60	3/8	282,475.47
7/16	281,516.27	7/16	281,710.49	7/16	281,904.12	7/16	282,097.16	7/16	282,289.60	7/16	282,481.46
1/2	281,522.35	1/2	281,716.55	1/2	281,910.16	1/2	282,103.18	1/2	282,295.60	1/2	282,487.44
9/16	281,528.43	9/16	281,722.61	9/16	281,916.20	9/16	282,109.20	9/16	282,301.61	9/16	282,493.43
5/8	281,534.50	5/8	281,728.67	5/8	281,922.24	5/8	282,115.22	5/8	282,307.61	5/8	282,499.41
11/16	281,540.58	11/16	281,734.73	11/16	281,928.28	11/16	282,121.25	11/16	282,313.62	11/16	282,505.40
3/4	281,546.66	3/4	281,740.79	3/4	281,934.32	3/4	282,127.27	3/4	282,319.62	3/4	282,511.38
13/16	281,552.74	13/16	281,746.85	13/16	281,940.37	13/16	282,133.29	13/16	282,325.63	13/16	282,517.37
7/8	281,558.82	7/8	281,752.91	7/8	281,946.41	7/8	282,139.31	7/8	282,331.63	7/8	282,523.36
15/16	281,564.89	15/16	281,758.97	15/16	281,952.45	15/16	282,145.34	15/16	282,337.63	15/16	282,529.34

This chart is Certified for Tank: 6 only. No changes are permissible without the written consent of GAUGE POINT CALIBRATION.

For calibration specification information, see certificate on page 1.

Tank No: 6
GAUGE POINT CALIBRATION
1-800-205-TANK

Red Hill, Pearl Harbor, HI

Issue Date: 12/22/2006

Capacities given in barrels of 42 U.S. gallons.

Gauge Height: 257'-07 7/8"

in/in	221 FT	in/in	221 FT	in/in	221 FT	in/in	221 FT	in/in	221 FT	in/in	222 FT
2	282,535.33	4	282,726.43	6	282,916.94	8	283,106.87	10	283,296.21	0	283,484.96
1/16	282,541.30	1/16	282,732.39	1/16	282,922.88	1/16	283,112.79	1/16	283,302.11	1/16	283,490.84
1/8	282,547.28	1/8	282,738.34	1/8	282,928.82	1/8	283,118.71	1/8	283,308.01	1/8	283,496.73
3/16	282,553.26	3/16	282,744.30	3/16	282,934.76	3/16	283,124.63	3/16	283,313.91	3/16	283,502.61
1/4	282,559.23	1/4	282,750.26	1/4	282,940.70	1/4	283,130.55	1/4	283,319.82	1/4	283,508.50
5/16	282,565.21	5/16	282,756.22	5/16	282,946.64	5/16	283,136.47	5/16	283,325.72	5/16	283,514.38
3/8	282,571.19	3/8	282,762.18	3/8	282,952.58	3/8	283,142.39	3/8	283,331.62	3/8	283,520.27
7/16	282,577.16	7/16	282,768.13	7/16	282,958.52	7/16	283,148.32	7/16	283,337.53	7/16	283,526.15
1/2	282,583.14	1/2	282,774.09	1/2	282,964.46	1/2	283,154.24	1/2	283,343.43	1/2	283,532.04
9/16	282,589.12	9/16	282,780.05	9/16	282,970.40	9/16	283,160.16	9/16	283,349.33	9/16	283,537.92
5/8	282,595.09	5/8	282,786.01	5/8	282,976.34	5/8	283,166.08	5/8	283,355.24	5/8	283,543.81
11/16	282,601.07	11/16	282,791.97	11/16	282,982.28	11/16	283,172.00	11/16	283,361.14	11/16	283,549.69
3/4	282,607.05	3/4	282,797.93	3/4	282,988.22	3/4	283,177.92	3/4	283,367.04	3/4	283,555.58
13/16	282,613.02	13/16	282,803.88	13/16	282,994.16	13/16	283,183.84	13/16	283,372.95	13/16	283,561.46
7/8	282,619.00	7/8	282,809.84	7/8	283,000.10	7/8	283,189.77	7/8	283,378.85	7/8	283,567.35
15/16	282,624.97	15/16	282,815.80	15/16	283,006.04	15/16	283,195.69	15/16	283,384.75	15/16	283,573.23
3	282,630.95	5	282,821.76	7	283,011.98	9	283,201.61	11	283,390.66	1	283,579.12
1/16	282,636.92	1/16	282,827.71	1/16	283,017.91	1/16	283,207.52	1/16	283,396.55	1/16	283,584.99
1/8	282,642.89	1/8	282,833.66	1/8	283,023.84	1/8	283,213.43	1/8	283,402.44	1/8	283,590.87
3/16	282,648.85	3/16	282,839.60	3/16	283,029.77	3/16	283,219.35	3/16	283,408.34	3/16	283,596.74
1/4	282,654.82	1/4	282,845.55	1/4	283,035.70	1/4	283,225.26	1/4	283,414.23	1/4	283,602.62
5/16	282,660.79	5/16	282,851.50	5/16	283,041.63	5/16	283,231.17	5/16	283,420.13	5/16	283,608.50
3/8	282,666.75	3/8	282,857.45	3/8	283,047.56	3/8	283,237.08	3/8	283,426.02	3/8	283,614.37
7/16	282,672.72	7/16	282,863.40	7/16	283,053.49	7/16	283,242.99	7/16	283,431.91	7/16	283,620.25
1/2	282,678.69	1/2	282,869.35	1/2	283,059.42	1/2	283,248.91	1/2	283,437.81	1/2	283,626.12
9/16	282,684.66	9/16	282,875.30	9/16	283,065.35	9/16	283,254.82	9/16	283,443.70	9/16	283,632.00
5/8	282,690.62	5/8	282,881.25	5/8	283,071.28	5/8	283,260.73	5/8	283,449.60	5/8	283,637.87
11/16	282,696.59	11/16	282,887.20	11/16	283,077.21	11/16	283,266.64	11/16	283,455.49	11/16	283,643.75
3/4	282,702.56	3/4	282,893.14	3/4	283,083.14	3/4	283,272.56	3/4	283,461.38	3/4	283,649.63
13/16	282,708.53	13/16	282,899.09	13/16	283,089.07	13/16	283,278.47	13/16	283,467.28	13/16	283,655.50
7/8	282,714.49	7/8	282,905.04	7/8	283,095.00	7/8	283,284.38	7/8	283,473.17	7/8	283,661.38
15/16	282,720.46	15/16	282,910.99	15/16	283,100.94	15/16	283,290.29	15/16	283,479.07	15/16	283,667.25

This chart is Certified for Tank: 6 only. No changes are permissible without the written consent of GAUGE POINT CALIBRATION.

For calibration specification information, see certificate on page 1.

Tank No: 6
GAUGE POINT CALIBRATION
1-800-205-TANK

Red Hill, Pearl Harbor, HI

Issue Date: 12/22/2006

Capacities given in barrels of 42 U.S. gallons.

Gauge Height: 257'-07 7/8"

in/in	222 FT	in/in	222 FT	in/in	222 FT	in/in	222 FT	in/in	222 FT	in/in	223 FT
2	283,673.13	4	283,860.72	6	284,047.72	8	284,234.14	10	284,419.98	0	284,605.24
1/16	283,679.00	1/16	283,866.56	1/16	284,053.55	1/16	284,239.95	1/16	284,425.78	1/16	284,611.02
1/8	283,684.86	1/8	283,872.41	1/8	284,059.38	1/8	284,245.77	1/8	284,431.57	1/8	284,616.80
3/16	283,690.73	3/16	283,878.26	3/16	284,065.21	3/16	284,251.58	3/16	284,437.36	3/16	284,622.57
1/4	283,696.60	1/4	283,884.11	1/4	284,071.04	1/4	284,257.39	1/4	284,443.16	1/4	284,628.35
5/16	283,702.46	5/16	283,889.96	5/16	284,076.87	5/16	284,263.20	5/16	284,448.95	5/16	284,634.12
3/8	283,708.33	3/8	283,895.81	3/8	284,082.70	3/8	284,269.01	3/8	284,454.75	3/8	284,639.90
7/16	283,714.20	7/16	283,901.65	7/16	284,088.53	7/16	284,274.83	7/16	284,460.54	7/16	284,645.67
1/2	283,720.06	1/2	283,907.50	1/2	284,094.36	1/2	284,280.64	1/2	284,466.33	1/2	284,651.45
9/16	283,725.93	9/16	283,913.35	9/16	284,100.19	9/16	284,286.45	9/16	284,472.13	9/16	284,657.23
5/8	283,731.80	5/8	283,919.20	5/8	284,106.02	5/8	284,292.26	5/8	284,477.92	5/8	284,663.00
11/16	283,737.66	11/16	283,925.05	11/16	284,111.85	11/16	284,298.07	11/16	284,483.72	11/16	284,668.78
3/4	283,743.53	3/4	283,930.90	3/4	284,117.68	3/4	284,303.89	3/4	284,489.51	3/4	284,674.55
13/16	283,749.40	13/16	283,936.74	13/16	284,123.51	13/16	284,309.70	13/16	284,495.30	13/16	284,680.33
7/8	283,755.26	7/8	283,942.59	7/8	284,129.34	7/8	284,315.51	7/8	284,501.10	7/8	284,686.11
15/16	283,761.13	15/16	283,948.44	15/16	284,135.17	15/16	284,321.32	15/16	284,506.89	15/16	284,691.88
3	283,767.00	5	283,954.29	7	284,141.00	9	284,327.13	11	284,512.69	1	284,697.66
1/16	283,772.85	1/16	283,960.13	1/16	284,146.82	1/16	284,332.94	1/16	284,518.47	1/16	284,703.42
1/8	283,778.71	1/8	283,965.97	1/8	284,152.65	1/8	284,338.74	1/8	284,524.26	1/8	284,709.19
3/16	283,784.57	3/16	283,971.81	3/16	284,158.47	3/16	284,344.54	3/16	284,530.04	3/16	284,714.96
1/4	283,790.43	1/4	283,977.65	1/4	284,164.29	1/4	284,350.35	1/4	284,535.83	1/4	284,720.72
5/16	283,796.28	5/16	283,983.49	5/16	284,170.11	5/16	284,356.15	5/16	284,541.61	5/16	284,726.49
3/8	283,802.14	3/8	283,989.33	3/8	284,175.93	3/8	284,361.95	3/8	284,547.39	3/8	284,732.26
7/16	283,808.00	7/16	283,995.17	7/16	284,181.75	7/16	284,367.76	7/16	284,553.18	7/16	284,738.02
1/2	283,813.86	1/2	284,001.00	1/2	284,187.57	1/2	284,373.56	1/2	284,558.96	1/2	284,743.79
9/16	283,819.71	9/16	284,006.84	9/16	284,193.39	9/16	284,379.36	9/16	284,564.75	9/16	284,749.56
5/8	283,825.57	5/8	284,012.68	5/8	284,199.21	5/8	284,385.16	5/8	284,570.53	5/8	284,755.33
11/16	283,831.43	11/16	284,018.52	11/16	284,205.04	11/16	284,390.97	11/16	284,576.32	11/16	284,761.09
3/4	283,837.29	3/4	284,024.36	3/4	284,210.86	3/4	284,396.77	3/4	284,582.10	3/4	284,766.86
13/16	283,843.14	13/16	284,030.20	13/16	284,216.68	13/16	284,402.57	13/16	284,587.89	13/16	284,772.63
7/8	283,849.00	7/8	284,036.04	7/8	284,222.50	7/8	284,408.38	7/8	284,593.67	7/8	284,778.39
15/16	283,854.86	15/16	284,041.88	15/16	284,228.32	15/16	284,414.18	15/16	284,599.46	15/16	284,784.16

This chart is Certified for Tank: 6 only. No changes are permissible without the written consent of GAUGE POINT CALIBRATION.

For calibration specification information, see certificate on page 1.

Tank No: 6
GAUGE POINT CALIBRATION
1-800-205-TANK

Red Hill, Pearl Harbor, HI

Issue Date: 12/22/2006

Capacities given in barrels of 42 U.S. gallons.

Gauge Height: 257'-07 7/8"

in/in	223 FT	in/in	223 FT	in/in	223 FT	in/in	223 FT	in/in	223 FT	in/in	224 FT
2	284,789.93	4	284,974.03	6	285,157.56	8	285,340.51	10	285,522.88	0	285,704.69
1/16	284,795.68	1/16	284,979.77	1/16	285,163.28	1/16	285,346.21	1/16	285,528.57	1/16	285,710.35
1/8	284,801.44	1/8	284,985.51	1/8	285,169.00	1/8	285,351.92	1/8	285,534.26	1/8	285,716.02
3/16	284,807.20	3/16	284,991.25	3/16	285,174.72	3/16	285,357.62	3/16	285,539.94	3/16	285,721.69
1/4	284,812.96	1/4	284,996.99	1/4	285,180.44	1/4	285,363.32	1/4	285,545.63	1/4	285,727.36
5/16	284,818.72	5/16	285,002.73	5/16	285,186.17	5/16	285,369.03	5/16	285,551.31	5/16	285,733.03
3/8	284,824.47	3/8	285,008.47	3/8	285,191.89	3/8	285,374.73	3/8	285,557.00	3/8	285,738.69
7/16	284,830.23	7/16	285,014.21	7/16	285,197.61	7/16	285,380.44	7/16	285,562.69	7/16	285,744.36
1/2	284,835.99	1/2	285,019.95	1/2	285,203.33	1/2	285,386.14	1/2	285,568.37	1/2	285,750.03
9/16	284,841.75	9/16	285,025.69	9/16	285,209.05	9/16	285,391.84	9/16	285,574.06	9/16	285,755.70
5/8	284,847.50	5/8	285,031.43	5/8	285,214.78	5/8	285,397.55	5/8	285,579.74	5/8	285,761.36
11/16	284,853.26	11/16	285,037.17	11/16	285,220.50	11/16	285,403.25	11/16	285,585.43	11/16	285,767.03
3/4	284,859.02	3/4	285,042.91	3/4	285,226.22	3/4	285,408.95	3/4	285,591.11	3/4	285,772.70
13/16	284,864.78	13/16	285,048.65	13/16	285,231.94	13/16	285,414.66	13/16	285,596.80	13/16	285,778.37
7/8	284,870.54	7/8	285,054.39	7/8	285,237.66	7/8	285,420.36	7/8	285,602.49	7/8	285,784.04
15/16	284,876.29	15/16	285,060.13	15/16	285,243.38	15/16	285,426.07	15/16	285,608.17	15/16	285,789.70
3	284,882.05	5	285,065.87	7	285,249.11	9	285,431.77	11	285,613.86	1	285,795.37
1/16	284,887.80	1/16	285,071.60	1/16	285,254.82	1/16	285,437.46	1/16	285,619.53	1/16	285,801.03
1/8	284,893.55	1/8	285,077.33	1/8	285,260.53	1/8	285,443.16	1/8	285,625.21	1/8	285,806.69
3/16	284,899.30	3/16	285,083.06	3/16	285,266.24	3/16	285,448.85	3/16	285,630.89	3/16	285,812.35
1/4	284,905.05	1/4	285,088.79	1/4	285,271.96	1/4	285,454.55	1/4	285,636.56	1/4	285,818.01
5/16	284,910.79	5/16	285,094.52	5/16	285,277.67	5/16	285,460.24	5/16	285,642.24	5/16	285,823.67
3/8	284,916.54	3/8	285,100.25	3/8	285,283.38	3/8	285,465.94	3/8	285,647.92	3/8	285,829.33
7/16	284,922.29	7/16	285,105.98	7/16	285,289.09	7/16	285,471.63	7/16	285,653.59	7/16	285,834.98
1/2	284,928.04	1/2	285,111.71	1/2	285,294.81	1/2	285,477.33	1/2	285,659.27	1/2	285,840.64
9/16	284,933.79	9/16	285,117.44	9/16	285,300.52	9/16	285,483.02	9/16	285,664.95	9/16	285,846.30
5/8	284,939.54	5/8	285,123.17	5/8	285,306.23	5/8	285,488.72	5/8	285,670.63	5/8	285,851.96
11/16	284,945.29	11/16	285,128.90	11/16	285,311.95	11/16	285,494.41	11/16	285,676.30	11/16	285,857.62
3/4	284,951.04	3/4	285,134.64	3/4	285,317.66	3/4	285,500.11	3/4	285,681.98	3/4	285,863.28
13/16	284,956.78	13/16	285,140.37	13/16	285,323.37	13/16	285,505.80	13/16	285,687.66	13/16	285,868.94
7/8	284,962.53	7/8	285,146.10	7/8	285,329.08	7/8	285,511.50	7/8	285,693.33	7/8	285,874.60
15/16	284,968.28	15/16	285,151.83	15/16	285,334.80	15/16	285,517.19	15/16	285,699.01	15/16	285,880.26

This chart is Certified for Tank: 6 only. No changes are permissible without the written consent of GAUGE POINT CALIBRATION.

For calibration specification information, see certificate on page 1.

Tank No: 6
GAUGE POINT CALIBRATION
1-800-205-TANK

Red Hill, Pearl Harbor, HI

Issue Date: 12/22/2006

Capacities given in barrels of 42 U.S. gallons.

Gauge Height: 257'-07 7/8"

in/in	224 FT	in/in	224 FT	in/in	224 FT	in/in	224 FT	in/in	224 FT	in/in	225 FT
2	285,885.91	4	286,066.57	6	286,246.65	8	286,426.17	10	286,605.11	0	286,783.48
1/16	285,891.56	1/16	286,072.20	1/16	286,252.27	1/16	286,431.76	1/16	286,610.69	1/16	286,789.04
1/8	285,897.21	1/8	286,077.83	1/8	286,257.88	1/8	286,437.36	1/8	286,616.27	1/8	286,794.60
3/16	285,902.86	3/16	286,083.47	3/16	286,263.50	3/16	286,442.95	3/16	286,621.84	3/16	286,800.16
1/4	285,908.51	1/4	286,089.10	1/4	286,269.11	1/4	286,448.55	1/4	286,627.42	1/4	286,805.73
5/16	285,914.16	5/16	286,094.73	5/16	286,274.72	5/16	286,454.15	5/16	286,633.00	5/16	286,811.29
3/8	285,919.81	3/8	286,100.36	3/8	286,280.34	3/8	286,459.74	3/8	286,638.58	3/8	286,816.85
7/16	285,925.46	7/16	286,105.99	7/16	286,285.95	7/16	286,465.34	7/16	286,644.16	7/16	286,822.41
1/2	285,931.11	1/2	286,111.63	1/2	286,291.57	1/2	286,470.94	1/2	286,649.74	1/2	286,827.97
9/16	285,936.76	9/16	286,117.26	9/16	286,297.18	9/16	286,476.53	9/16	286,655.32	9/16	286,833.53
5/8	285,942.41	5/8	286,122.89	5/8	286,302.80	5/8	286,482.13	5/8	286,660.89	5/8	286,839.09
11/16	285,948.06	11/16	286,128.52	11/16	286,308.41	11/16	286,487.73	11/16	286,666.47	11/16	286,844.65
3/4	285,953.71	3/4	286,134.15	3/4	286,314.02	3/4	286,493.32	3/4	286,672.05	3/4	286,850.21
13/16	285,959.36	13/16	286,139.79	13/16	286,319.64	13/16	286,498.92	13/16	286,677.63	13/16	286,855.77
7/8	285,965.01	7/8	286,145.42	7/8	286,325.25	7/8	286,504.52	7/8	286,683.21	7/8	286,861.33
15/16	285,970.66	15/16	286,151.05	15/16	286,330.87	15/16	286,510.11	15/16	286,688.79	15/16	286,866.90
3	285,976.31	5	286,156.68	7	286,336.48	9	286,515.71	11	286,694.37	1	286,872.46
1/16	285,981.95	1/16	286,162.31	1/16	286,342.09	1/16	286,521.30	1/16	286,699.94	1/16	286,878.01
1/8	285,987.60	1/8	286,167.93	1/8	286,347.69	1/8	286,526.88	1/8	286,705.51	1/8	286,883.56
3/16	285,993.24	3/16	286,173.55	3/16	286,353.30	3/16	286,532.47	3/16	286,711.08	3/16	286,889.11
1/4	285,998.88	1/4	286,179.18	1/4	286,358.90	1/4	286,538.06	1/4	286,716.65	1/4	286,894.66
5/16	286,004.52	5/16	286,184.80	5/16	286,364.51	5/16	286,543.65	5/16	286,722.22	5/16	286,900.22
3/8	286,010.16	3/8	286,190.42	3/8	286,370.11	3/8	286,549.23	3/8	286,727.78	3/8	286,905.77
7/16	286,015.80	7/16	286,196.04	7/16	286,375.72	7/16	286,554.82	7/16	286,733.35	7/16	286,911.32
1/2	286,021.44	1/2	286,201.67	1/2	286,381.32	1/2	286,560.41	1/2	286,738.92	1/2	286,916.87
9/16	286,027.08	9/16	286,207.29	9/16	286,386.93	9/16	286,566.00	9/16	286,744.49	9/16	286,922.42
5/8	286,032.72	5/8	286,212.91	5/8	286,392.53	5/8	286,571.58	5/8	286,750.06	5/8	286,927.98
11/16	286,038.36	11/16	286,218.54	11/16	286,398.14	11/16	286,577.17	11/16	286,755.63	11/16	286,933.53
3/4	286,044.01	3/4	286,224.16	3/4	286,403.74	3/4	286,582.76	3/4	286,761.20	3/4	286,939.08
13/16	286,049.65	13/16	286,229.78	13/16	286,409.35	13/16	286,588.35	13/16	286,766.77	13/16	286,944.63
7/8	286,055.29	7/8	286,235.41	7/8	286,414.95	7/8	286,593.93	7/8	286,772.34	7/8	286,950.18
15/16	286,060.93	15/16	286,241.03	15/16	286,420.56	15/16	286,599.52	15/16	286,777.91	15/16	286,955.74

This chart is Certified for Tank: 6 only. No changes are permissible without the written consent of GAUGE POINT CALIBRATION.

For calibration specification information, see certificate on page 1.

Tank No: 6
GAUGE POINT CALIBRATION
1-800-205-TANK

Red Hill, Pearl Harbor, HI

Issue Date: 12/22/2006

Capacities given in barrels of 42 U.S. gallons.

Gauge Height: 257'-07 7/8"

in/in	225 FT	in/in	225 FT	in/in	225 FT	in/in	225 FT	in/in	225 FT	in/in	226 FT
2	286,961.29	4	287,138.53	6	287,315.20	8	287,491.30	10	287,666.45	0	287,840.55
1/16	286,966.83	1/16	287,144.05	1/16	287,320.71	1/16	287,496.78	1/16	287,671.90	1/16	287,845.96
1/8	286,972.37	1/8	287,149.58	1/8	287,326.21	1/8	287,502.26	1/8	287,677.35	1/8	287,851.38
3/16	286,977.92	3/16	287,155.10	3/16	287,331.72	3/16	287,507.74	3/16	287,682.80	3/16	287,856.79
1/4	286,983.46	1/4	287,160.63	1/4	287,337.23	1/4	287,513.23	1/4	287,688.25	1/4	287,862.21
5/16	286,989.00	5/16	287,166.15	5/16	287,342.74	5/16	287,518.71	5/16	287,693.69	5/16	287,867.62
3/8	286,994.55	3/8	287,171.68	3/8	287,348.25	3/8	287,524.19	3/8	287,699.14	3/8	287,873.04
7/16	287,000.09	7/16	287,177.20	7/16	287,353.75	7/16	287,529.67	7/16	287,704.59	7/16	287,878.46
1/2	287,005.63	1/2	287,182.73	1/2	287,359.26	1/2	287,535.15	1/2	287,710.04	1/2	287,883.87
9/16	287,011.18	9/16	287,188.26	9/16	287,364.77	9/16	287,540.63	9/16	287,715.49	9/16	287,889.29
5/8	287,016.72	5/8	287,193.78	5/8	287,370.28	5/8	287,546.12	5/8	287,720.94	5/8	287,894.70
11/16	287,022.26	11/16	287,199.31	11/16	287,375.78	11/16	287,551.60	11/16	287,726.39	11/16	287,900.12
3/4	287,027.81	3/4	287,204.83	3/4	287,381.29	3/4	287,557.08	3/4	287,731.84	3/4	287,905.53
13/16	287,033.35	13/16	287,210.36	13/16	287,386.80	13/16	287,562.56	13/16	287,737.28	13/16	287,910.95
7/8	287,038.89	7/8	287,215.88	7/8	287,392.31	7/8	287,568.04	7/8	287,742.73	7/8	287,916.37
15/16	287,044.44	15/16	287,221.41	15/16	287,397.82	15/16	287,573.53	15/16	287,748.18	15/16	287,921.78
3	287,049.98	5	287,226.93	7	287,403.32	9	287,579.01	11	287,753.63	1	287,927.20
1/16	287,055.51	1/16	287,232.45	1/16	287,408.82	1/16	287,584.47	1/16	287,759.06	1/16	287,932.60
1/8	287,061.05	1/8	287,237.97	1/8	287,414.32	1/8	287,589.94	1/8	287,764.50	1/8	287,938.00
3/16	287,066.58	3/16	287,243.48	3/16	287,419.82	3/16	287,595.40	3/16	287,769.93	3/16	287,943.40
1/4	287,072.12	1/4	287,249.00	1/4	287,425.32	1/4	287,600.87	1/4	287,775.36	1/4	287,948.79
5/16	287,077.65	5/16	287,254.52	5/16	287,430.82	5/16	287,606.33	5/16	287,780.79	5/16	287,954.19
3/8	287,083.18	3/8	287,260.03	3/8	287,436.31	3/8	287,611.80	3/8	287,786.22	3/8	287,959.59
7/16	287,088.72	7/16	287,265.55	7/16	287,441.81	7/16	287,617.26	7/16	287,791.66	7/16	287,964.99
1/2	287,094.25	1/2	287,271.07	1/2	287,447.31	1/2	287,622.73	1/2	287,797.09	1/2	287,970.39
9/16	287,099.79	9/16	287,276.58	9/16	287,452.81	9/16	287,628.19	9/16	287,802.52	9/16	287,975.79
5/8	287,105.32	5/8	287,282.10	5/8	287,458.31	5/8	287,633.66	5/8	287,807.95	5/8	287,981.19
11/16	287,110.86	11/16	287,287.62	11/16	287,463.81	11/16	287,639.12	11/16	287,813.39	11/16	287,986.59
3/4	287,116.39	3/4	287,293.13	3/4	287,469.30	3/4	287,644.59	3/4	287,818.82	3/4	287,991.99
13/16	287,121.92	13/16	287,298.65	13/16	287,474.80	13/16	287,650.06	13/16	287,824.25	13/16	287,997.39
7/8	287,127.46	7/8	287,304.17	7/8	287,480.30	7/8	287,655.52	7/8	287,829.68	7/8	288,002.79
15/16	287,132.99	15/16	287,309.68	15/16	287,485.80	15/16	287,660.99	15/16	287,835.11	15/16	288,008.19

This chart is Certified for Tank: 6 only. No changes are permissible without the written consent of GAUGE POINT CALIBRATION.

For calibration specification information, see certificate on page 1.

Tank No: 6
GAUGE POINT CALIBRATION
1-800-205-TANK

Red Hill, Pearl Harbor, HI

Issue Date: 12/22/2006

Capacities given in barrels of 42 U.S. gallons.

Gauge Height: 257'-07 7/8"

in/in	226 FT	in/in	226 FT	in/in	226 FT	in/in	226 FT	in/in	226 FT	in/in	227 FT
2	288,013.59	4	288,185.57	6	288,356.51	8	288,526.41	10	288,695.26	0	288,863.07
1/16	288,018.97	1/16	288,190.92	1/16	288,361.83	1/16	288,531.69	1/16	288,700.51	1/16	288,868.29
1/8	288,024.35	1/8	288,196.27	1/8	288,367.15	1/8	288,536.98	1/8	288,705.76	1/8	288,873.51
3/16	288,029.73	3/16	288,201.62	3/16	288,372.47	3/16	288,542.26	3/16	288,711.01	3/16	288,878.73
1/4	288,035.12	1/4	288,206.97	1/4	288,377.78	1/4	288,547.55	1/4	288,716.27	1/4	288,883.95
5/16	288,040.50	5/16	288,212.32	5/16	288,383.10	5/16	288,552.83	5/16	288,721.52	5/16	288,889.17
3/8	288,045.88	3/8	288,217.67	3/8	288,388.42	3/8	288,558.12	3/8	288,726.77	3/8	288,894.39
7/16	288,051.27	7/16	288,223.02	7/16	288,393.73	7/16	288,563.40	7/16	288,732.02	7/16	288,899.61
1/2	288,056.65	1/2	288,228.37	1/2	288,399.05	1/2	288,568.68	1/2	288,737.28	1/2	288,904.83
9/16	288,062.03	9/16	288,233.72	9/16	288,404.37	9/16	288,573.97	9/16	288,742.53	9/16	288,910.05
5/8	288,067.41	5/8	288,239.07	5/8	288,409.69	5/8	288,579.25	5/8	288,747.78	5/8	288,915.27
11/16	288,072.80	11/16	288,244.42	11/16	288,415.00	11/16	288,584.54	11/16	288,753.03	11/16	288,920.49
3/4	288,078.18	3/4	288,249.77	3/4	288,420.32	3/4	288,589.82	3/4	288,758.29	3/4	288,925.71
13/16	288,083.56	13/16	288,255.12	13/16	288,425.64	13/16	288,595.11	13/16	288,763.54	13/16	288,930.93
7/8	288,088.95	7/8	288,260.47	7/8	288,430.96	7/8	288,600.39	7/8	288,768.79	7/8	288,936.15
15/16	288,094.33	15/16	288,265.82	15/16	288,436.27	15/16	288,605.68	15/16	288,774.04	15/16	288,941.37
3	288,099.71	5	288,271.17	7	288,441.59	9	288,610.96	11	288,779.29	1	288,946.59
1/16	288,105.08	1/16	288,276.51	1/16	288,446.89	1/16	288,616.23	1/16	288,784.53	1/16	288,951.79
1/8	288,110.44	1/8	288,281.84	1/8	288,452.19	1/8	288,621.50	1/8	288,789.77	1/8	288,957.00
3/16	288,115.81	3/16	288,287.18	3/16	288,457.49	3/16	288,626.77	3/16	288,795.00	3/16	288,962.20
1/4	288,121.18	1/4	288,292.51	1/4	288,462.79	1/4	288,632.04	1/4	288,800.24	1/4	288,967.40
5/16	288,126.54	5/16	288,297.84	5/16	288,468.10	5/16	288,637.31	5/16	288,805.47	5/16	288,972.61
3/8	288,131.91	3/8	288,303.18	3/8	288,473.40	3/8	288,642.57	3/8	288,810.71	3/8	288,977.81
7/16	288,137.28	7/16	288,308.51	7/16	288,478.70	7/16	288,647.84	7/16	288,815.95	7/16	288,983.01
1/2	288,142.64	1/2	288,313.84	1/2	288,484.00	1/2	288,653.11	1/2	288,821.18	1/2	288,988.22
9/16	288,148.01	9/16	288,319.18	9/16	288,489.30	9/16	288,658.38	9/16	288,826.42	9/16	288,993.42
5/8	288,153.38	5/8	288,324.51	5/8	288,494.60	5/8	288,663.65	5/8	288,831.65	5/8	288,998.62
11/16	288,158.74	11/16	288,329.84	11/16	288,499.90	11/16	288,668.92	11/16	288,836.89	11/16	289,003.83
3/4	288,164.11	3/4	288,335.18	3/4	288,505.20	3/4	288,674.18	3/4	288,842.13	3/4	289,009.03
13/16	288,169.47	13/16	288,340.51	13/16	288,510.50	13/16	288,679.45	13/16	288,847.36	13/16	289,014.24
7/8	288,174.84	7/8	288,345.85	7/8	288,515.80	7/8	288,684.72	7/8	288,852.60	7/8	289,019.44
15/16	288,180.21	15/16	288,351.18	15/16	288,521.11	15/16	288,689.99	15/16	288,857.83	15/16	289,024.64

This chart is Certified for Tank: 6 only. No changes are permissible without the written consent of GAUGE POINT CALIBRATION.

For calibration specification information, see certificate on page 1.

Tank No: 6
GAUGE POINT CALIBRATION
1-800-205-TANK

Red Hill, Pearl Harbor, HI

Issue Date: 12/22/2006

Capacities given in barrels of 42 U.S. gallons.

Gauge Height: 257'-07 7/8"

in/in	227 FT	in/in	227 FT	in/in	227 FT	in/in	227 FT	in/in	227 FT	in/in	228 FT
2	289,029.85	4	289,195.59	6	289,360.31	8	289,523.99	10	289,686.66	0	289,848.30
1/16	289,035.03	1/16	289,200.75	1/16	289,365.43	1/16	289,529.08	1/16	289,691.72	1/16	289,853.33
1/8	289,040.22	1/8	289,205.90	1/8	289,370.55	1/8	289,534.18	1/8	289,696.78	1/8	289,858.36
3/16	289,045.41	3/16	289,211.06	3/16	289,375.67	3/16	289,539.27	3/16	289,701.84	3/16	289,863.39
1/4	289,050.60	1/4	289,216.21	1/4	289,380.80	1/4	289,544.36	1/4	289,706.90	1/4	289,868.41
5/16	289,055.78	5/16	289,221.37	5/16	289,385.92	5/16	289,549.45	5/16	289,711.96	5/16	289,873.44
3/8	289,060.97	3/8	289,226.52	3/8	289,391.04	3/8	289,554.54	3/8	289,717.01	3/8	289,878.47
7/16	289,066.16	7/16	289,231.68	7/16	289,396.17	7/16	289,559.63	7/16	289,722.07	7/16	289,883.50
1/2	289,071.35	1/2	289,236.83	1/2	289,401.29	1/2	289,564.72	1/2	289,727.13	1/2	289,888.52
9/16	289,076.54	9/16	289,241.99	9/16	289,406.41	9/16	289,569.81	9/16	289,732.19	9/16	289,893.55
5/8	289,081.72	5/8	289,247.14	5/8	289,411.54	5/8	289,574.91	5/8	289,737.25	5/8	289,898.58
11/16	289,086.91	11/16	289,252.30	11/16	289,416.66	11/16	289,580.00	11/16	289,742.31	11/16	289,903.61
3/4	289,092.10	3/4	289,257.46	3/4	289,421.78	3/4	289,585.09	3/4	289,747.37	3/4	289,908.63
13/16	289,097.29	13/16	289,262.61	13/16	289,426.91	13/16	289,590.18	13/16	289,752.43	13/16	289,913.66
7/8	289,102.47	7/8	289,267.77	7/8	289,432.03	7/8	289,595.27	7/8	289,757.49	7/8	289,918.69
15/16	289,107.66	15/16	289,272.92	15/16	289,437.15	15/16	289,600.36	15/16	289,762.55	15/16	289,923.72
3	289,112.85	5	289,278.08	7	289,442.28	9	289,605.45	11	289,767.61	1	289,928.74
1/16	289,118.02	1/16	289,283.22	1/16	289,447.38	1/16	289,610.53	1/16	289,772.65	1/16	289,933.76
1/8	289,123.19	1/8	289,288.36	1/8	289,452.49	1/8	289,615.60	1/8	289,777.70	1/8	289,938.77
3/16	289,128.36	3/16	289,293.49	3/16	289,457.60	3/16	289,620.68	3/16	289,782.74	3/16	289,943.78
1/4	289,133.53	1/4	289,298.63	1/4	289,462.71	1/4	289,625.75	1/4	289,787.78	1/4	289,948.79
5/16	289,138.71	5/16	289,303.77	5/16	289,467.81	5/16	289,630.83	5/16	289,792.83	5/16	289,953.80
3/8	289,143.88	3/8	289,308.91	3/8	289,472.92	3/8	289,635.91	3/8	289,797.87	3/8	289,958.81
7/16	289,149.05	7/16	289,314.05	7/16	289,478.03	7/16	289,640.98	7/16	289,802.91	7/16	289,963.83
1/2	289,154.22	1/2	289,319.19	1/2	289,483.14	1/2	289,646.06	1/2	289,807.96	1/2	289,968.84
9/16	289,159.39	9/16	289,324.33	9/16	289,488.24	9/16	289,651.13	9/16	289,813.00	9/16	289,973.85
5/8	289,164.56	5/8	289,329.47	5/8	289,493.35	5/8	289,656.21	5/8	289,818.04	5/8	289,978.86
11/16	289,169.73	11/16	289,334.61	11/16	289,498.46	11/16	289,661.28	11/16	289,823.09	11/16	289,983.87
3/4	289,174.91	3/4	289,339.75	3/4	289,503.56	3/4	289,666.36	3/4	289,828.13	3/4	289,988.89
13/16	289,180.08	13/16	289,344.89	13/16	289,508.67	13/16	289,671.43	13/16	289,833.17	13/16	289,993.90
7/8	289,185.25	7/8	289,350.03	7/8	289,513.78	7/8	289,676.51	7/8	289,838.22	7/8	289,998.91
15/16	289,190.42	15/16	289,355.17	15/16	289,518.89	15/16	289,681.58	15/16	289,843.26	15/16	290,003.92

This chart is Certified for Tank: 6 only. No changes are permissible without the written consent of GAUGE POINT CALIBRATION.

For calibration specification information, see certificate on page 1.

Tank No: 6
GAUGE POINT CALIBRATION
1-800-205-TANK

Red Hill, Pearl Harbor, HI

Issue Date: 12/22/2006

Capacities given in barrels of 42 U.S. gallons.

Gauge Height: 257'-07 7/8"

in/in	228 FT	in/in	228 FT	in/in	228 FT	in/in	228 FT	in/in	228 FT	in/in	229 FT
2	290,008.93	4	290,168.55	6	290,327.15	8	290,484.75	10	290,641.34	0	290,796.94
1/16	290,013.93	1/16	290,173.51	1/16	290,332.08	1/16	290,489.65	1/16	290,646.21	1/16	290,801.78
1/8	290,018.92	1/8	290,178.48	1/8	290,337.02	1/8	290,494.55	1/8	290,651.08	1/8	290,806.62
3/16	290,023.92	3/16	290,183.44	3/16	290,341.95	3/16	290,499.45	3/16	290,655.95	3/16	290,811.45
1/4	290,028.92	1/4	290,188.40	1/4	290,346.88	1/4	290,504.36	1/4	290,660.82	1/4	290,816.29
5/16	290,033.91	5/16	290,193.37	5/16	290,351.82	5/16	290,509.26	5/16	290,665.69	5/16	290,821.13
3/8	290,038.91	3/8	290,198.33	3/8	290,356.75	3/8	290,514.16	3/8	290,670.56	3/8	290,825.97
7/16	290,043.90	7/16	290,203.30	7/16	290,361.68	7/16	290,519.06	7/16	290,675.43	7/16	290,830.81
1/2	290,048.90	1/2	290,208.26	1/2	290,366.61	1/2	290,523.96	1/2	290,680.30	1/2	290,835.65
9/16	290,053.89	9/16	290,213.23	9/16	290,371.55	9/16	290,528.86	9/16	290,685.18	9/16	290,840.49
5/8	290,058.89	5/8	290,218.19	5/8	290,376.48	5/8	290,533.76	5/8	290,690.05	5/8	290,845.33
11/16	290,063.89	11/16	290,223.15	11/16	290,381.41	11/16	290,538.67	11/16	290,694.92	11/16	290,850.17
3/4	290,068.88	3/4	290,228.12	3/4	290,386.35	3/4	290,543.57	3/4	290,699.79	3/4	290,855.00
13/16	290,073.88	13/16	290,233.08	13/16	290,391.28	13/16	290,548.47	13/16	290,704.66	13/16	290,859.84
7/8	290,078.87	7/8	290,238.05	7/8	290,396.21	7/8	290,553.37	7/8	290,709.53	7/8	290,864.68
15/16	290,083.87	15/16	290,243.01	15/16	290,401.14	15/16	290,558.27	15/16	290,714.40	15/16	290,869.52
3	290,088.87	5	290,247.98	7	290,406.08	9	290,563.17	11	290,719.27	1	290,874.36
1/16	290,093.85	1/16	290,252.92	1/16	290,410.99	1/16	290,568.06	1/16	290,724.12	1/16	290,879.18
1/8	290,098.83	1/8	290,257.87	1/8	290,415.91	1/8	290,572.94	1/8	290,728.97	1/8	290,884.01
3/16	290,103.81	3/16	290,262.82	3/16	290,420.83	3/16	290,577.83	3/16	290,733.83	3/16	290,888.83
1/4	290,108.79	1/4	290,267.77	1/4	290,425.75	1/4	290,582.72	1/4	290,738.68	1/4	290,893.65
5/16	290,113.77	5/16	290,272.72	5/16	290,430.66	5/16	290,587.60	5/16	290,743.54	5/16	290,898.48
3/8	290,118.75	3/8	290,277.67	3/8	290,435.58	3/8	290,592.49	3/8	290,748.39	3/8	290,903.30
7/16	290,123.73	7/16	290,282.62	7/16	290,440.50	7/16	290,597.37	7/16	290,753.25	7/16	290,908.12
1/2	290,128.71	1/2	290,287.56	1/2	290,445.41	1/2	290,602.26	1/2	290,758.10	1/2	290,912.95
9/16	290,133.69	9/16	290,292.51	9/16	290,450.33	9/16	290,607.14	9/16	290,762.96	9/16	290,917.77
5/8	290,138.67	5/8	290,297.46	5/8	290,455.25	5/8	290,612.03	5/8	290,767.81	5/8	290,922.59
11/16	290,143.65	11/16	290,302.41	11/16	290,460.16	11/16	290,616.92	11/16	290,772.67	11/16	290,927.42
3/4	290,148.63	3/4	290,307.36	3/4	290,465.08	3/4	290,621.80	3/4	290,777.52	3/4	290,932.24
13/16	290,153.61	13/16	290,312.31	13/16	290,470.00	13/16	290,626.69	13/16	290,782.37	13/16	290,937.06
7/8	290,158.59	7/8	290,317.26	7/8	290,474.92	7/8	290,631.57	7/8	290,787.23	7/8	290,941.89
15/16	290,163.57	15/16	290,322.20	15/16	290,479.83	15/16	290,636.46	15/16	290,792.08	15/16	290,946.71

This chart is Certified for Tank: 6 only. No changes are permissible without the written consent of GAUGE POINT CALIBRATION.

For calibration specification information, see certificate on page 1.

Tank No: 6
GAUGE POINT CALIBRATION
1-800-205-TANK

Red Hill, Pearl Harbor, HI

Issue Date: 12/22/2006

Capacities given in barrels of 42 U.S. gallons.

Gauge Height: 257'-07 7/8"

in/in	229 FT	in/in	229 FT	in/in	229 FT	in/in	229 FT	in/in	229 FT	in/in	230 FT
2	290,951.53	4	291,105.14	6	291,257.75	8	291,409.37	10	291,560.01	0	291,709.67
1/16	290,956.34	1/16	291,109.91	1/16	291,262.49	1/16	291,414.08	1/16	291,564.69	1/16	291,714.32
1/8	290,961.15	1/8	291,114.69	1/8	291,267.24	1/8	291,418.80	1/8	291,569.38	1/8	291,718.97
3/16	290,965.96	3/16	291,119.47	3/16	291,271.98	3/16	291,423.52	3/16	291,574.06	3/16	291,723.63
1/4	290,970.77	1/4	291,124.24	1/4	291,276.73	1/4	291,428.23	1/4	291,578.75	1/4	291,728.28
5/16	290,975.57	5/16	291,129.02	5/16	291,281.48	5/16	291,432.95	5/16	291,583.43	5/16	291,732.93
3/8	290,980.38	3/8	291,133.80	3/8	291,286.22	3/8	291,437.66	3/8	291,588.12	3/8	291,737.59
7/16	290,985.19	7/16	291,138.57	7/16	291,290.97	7/16	291,442.38	7/16	291,592.80	7/16	291,742.24
1/2	290,990.00	1/2	291,143.35	1/2	291,295.71	1/2	291,447.09	1/2	291,597.48	1/2	291,746.90
9/16	290,994.80	9/16	291,148.13	9/16	291,300.46	9/16	291,451.81	9/16	291,602.17	9/16	291,751.55
5/8	290,999.61	5/8	291,152.90	5/8	291,305.21	5/8	291,456.52	5/8	291,606.85	5/8	291,756.20
11/16	291,004.42	11/16	291,157.68	11/16	291,309.95	11/16	291,461.24	11/16	291,611.54	11/16	291,760.86
3/4	291,009.23	3/4	291,162.46	3/4	291,314.70	3/4	291,465.95	3/4	291,616.22	3/4	291,765.51
13/16	291,014.04	13/16	291,167.23	13/16	291,319.44	13/16	291,470.67	13/16	291,620.91	13/16	291,770.17
7/8	291,018.84	7/8	291,172.01	7/8	291,324.19	7/8	291,475.38	7/8	291,625.59	7/8	291,774.82
15/16	291,023.65	15/16	291,176.79	15/16	291,328.94	15/16	291,480.10	15/16	291,630.28	15/16	291,779.47
3	291,028.46	5	291,181.56	7	291,333.68	9	291,484.81	11	291,634.96	1	291,784.13
1/16	291,033.25	1/16	291,186.33	1/16	291,338.41	1/16	291,489.51	1/16	291,639.63	1/16	291,788.77
1/8	291,038.04	1/8	291,191.09	1/8	291,343.14	1/8	291,494.21	1/8	291,644.30	1/8	291,793.40
3/16	291,042.84	3/16	291,195.85	3/16	291,347.87	3/16	291,498.91	3/16	291,648.97	3/16	291,798.04
1/4	291,047.63	1/4	291,200.61	1/4	291,352.60	1/4	291,503.61	1/4	291,653.64	1/4	291,802.68
5/16	291,052.42	5/16	291,205.37	5/16	291,357.33	5/16	291,508.31	5/16	291,658.31	5/16	291,807.32
3/8	291,057.21	3/8	291,210.13	3/8	291,362.06	3/8	291,513.01	3/8	291,662.97	3/8	291,811.96
7/16	291,062.00	7/16	291,214.89	7/16	291,366.80	7/16	291,517.71	7/16	291,667.64	7/16	291,816.60
1/2	291,066.80	1/2	291,219.66	1/2	291,371.53	1/2	291,522.41	1/2	291,672.31	1/2	291,821.24
9/16	291,071.59	9/16	291,224.42	9/16	291,376.26	9/16	291,527.11	9/16	291,676.98	9/16	291,825.87
5/8	291,076.38	5/8	291,229.18	5/8	291,380.99	5/8	291,531.81	5/8	291,681.65	5/8	291,830.51
11/16	291,081.17	11/16	291,233.94	11/16	291,385.72	11/16	291,536.51	11/16	291,686.32	11/16	291,835.15
3/4	291,085.97	3/4	291,238.70	3/4	291,390.45	3/4	291,541.21	3/4	291,690.99	3/4	291,839.79
13/16	291,090.76	13/16	291,243.46	13/16	291,395.18	13/16	291,545.91	13/16	291,695.66	13/16	291,844.43
7/8	291,095.55	7/8	291,248.22	7/8	291,399.91	7/8	291,550.61	7/8	291,700.33	7/8	291,849.07
15/16	291,100.34	15/16	291,252.99	15/16	291,404.64	15/16	291,555.31	15/16	291,705.00	15/16	291,853.71

This chart is Certified for Tank: 6 only. No changes are permissible without the written consent of GAUGE POINT CALIBRATION.

For calibration specification information, see certificate on page 1.

Tank No: 6
GAUGE POINT CALIBRATION
1-800-205-TANK

Red Hill, Pearl Harbor, HI

Issue Date: 12/22/2006

Capacities given in barrels of 42 U.S. gallons.

Gauge Height: 257'-07 7/8"

in/in	230 FT	in/in	230 FT	in/in	230 FT	in/in	230 FT	in/in	230 FT	in/in	231 FT
2	291,858.34	4	292,006.05	6	292,152.78	8	292,298.55	10	292,443.34	0	292,587.18
1/16	291,862.97	1/16	292,010.64	1/16	292,157.34	1/16	292,303.08	1/16	292,447.85	1/16	292,591.65
1/8	291,867.59	1/8	292,015.23	1/8	292,161.91	1/8	292,307.61	1/8	292,452.35	1/8	292,596.13
3/16	291,872.21	3/16	292,019.83	3/16	292,166.47	3/16	292,312.14	3/16	292,456.85	3/16	292,600.60
1/4	291,876.84	1/4	292,024.42	1/4	292,171.03	1/4	292,316.68	1/4	292,461.35	1/4	292,605.07
5/16	291,881.46	5/16	292,029.01	5/16	292,175.59	5/16	292,321.21	5/16	292,465.86	5/16	292,609.54
3/8	291,886.09	3/8	292,033.61	3/8	292,180.16	3/8	292,325.74	3/8	292,470.36	3/8	292,614.01
7/16	291,890.71	7/16	292,038.20	7/16	292,184.72	7/16	292,330.27	7/16	292,474.86	7/16	292,618.49
1/2	291,895.33	1/2	292,042.79	1/2	292,189.28	1/2	292,334.81	1/2	292,479.36	1/2	292,622.96
9/16	291,899.96	9/16	292,047.39	9/16	292,193.85	9/16	292,339.34	9/16	292,483.87	9/16	292,627.43
5/8	291,904.58	5/8	292,051.98	5/8	292,198.41	5/8	292,343.87	5/8	292,488.37	5/8	292,631.90
11/16	291,909.20	11/16	292,056.57	11/16	292,202.97	11/16	292,348.40	11/16	292,492.87	11/16	292,636.38
3/4	291,913.83	3/4	292,061.16	3/4	292,207.53	3/4	292,352.94	3/4	292,497.37	3/4	292,640.85
13/16	291,918.45	13/16	292,065.76	13/16	292,212.10	13/16	292,357.47	13/16	292,501.88	13/16	292,645.32
7/8	291,923.07	7/8	292,070.35	7/8	292,216.66	7/8	292,362.00	7/8	292,506.38	7/8	292,649.79
15/16	291,927.70	15/16	292,074.94	15/16	292,221.22	15/16	292,366.53	15/16	292,510.88	15/16	292,654.27
3	291,932.32	5	292,079.54	7	292,225.78	9	292,371.07	11	292,515.38	1	292,658.74
1/16	291,936.93	1/16	292,084.11	1/16	292,230.33	1/16	292,375.58	1/16	292,519.87	1/16	292,663.20
1/8	291,941.53	1/8	292,088.69	1/8	292,234.88	1/8	292,380.10	1/8	292,524.36	1/8	292,667.65
3/16	291,946.14	3/16	292,093.27	3/16	292,239.43	3/16	292,384.62	3/16	292,528.84	3/16	292,672.11
1/4	291,950.75	1/4	292,097.85	1/4	292,243.97	1/4	292,389.13	1/4	292,533.33	1/4	292,676.57
5/16	291,955.36	5/16	292,102.43	5/16	292,248.52	5/16	292,393.65	5/16	292,537.82	5/16	292,681.03
3/8	291,959.97	3/8	292,107.00	3/8	292,253.07	3/8	292,398.17	3/8	292,542.31	3/8	292,685.48
7/16	291,964.58	7/16	292,111.58	7/16	292,257.62	7/16	292,402.69	7/16	292,546.79	7/16	292,689.94
1/2	291,969.18	1/2	292,116.16	1/2	292,262.16	1/2	292,407.20	1/2	292,551.28	1/2	292,694.40
9/16	291,973.79	9/16	292,120.74	9/16	292,266.71	9/16	292,411.72	9/16	292,555.77	9/16	292,698.86
5/8	291,978.40	5/8	292,125.31	5/8	292,271.26	5/8	292,416.24	5/8	292,560.26	5/8	292,703.31
11/16	291,983.01	11/16	292,129.89	11/16	292,275.81	11/16	292,420.76	11/16	292,564.74	11/16	292,707.77
3/4	291,987.62	3/4	292,134.47	3/4	292,280.36	3/4	292,425.27	3/4	292,569.23	3/4	292,712.23
13/16	291,992.22	13/16	292,139.05	13/16	292,284.90	13/16	292,429.79	13/16	292,573.72	13/16	292,716.69
7/8	291,996.83	7/8	292,143.63	7/8	292,289.45	7/8	292,434.31	7/8	292,578.21	7/8	292,721.14
15/16	292,001.44	15/16	292,148.20	15/16	292,294.00	15/16	292,438.83	15/16	292,582.69	15/16	292,725.60

This chart is Certified for Tank: 6 only. No changes are permissible without the written consent of GAUGE POINT CALIBRATION.

For calibration specification information, see certificate on page 1.

Tank No: 6
GAUGE POINT CALIBRATION
1-800-205-TANK

Red Hill, Pearl Harbor, HI

Issue Date: 12/22/2006

Capacities given in barrels of 42 U.S. gallons.

Gauge Height: 257'-07 7/8"

in/in	231 FT	in/in	231 FT	in/in	231 FT	in/in	231 FT	in/in	231 FT	in/in	232 FT
2	292,730.06	4	292,871.98	6	293,012.95	8	293,152.97	10	293,292.04	0	293,430.17
1/16	292,734.50	1/16	292,876.39	1/16	293,017.33	1/16	293,157.32	1/16	293,296.37	1/16	293,434.47
1/8	292,738.94	1/8	292,880.81	1/8	293,021.72	1/8	293,161.68	1/8	293,300.69	1/8	293,438.76
3/16	292,743.39	3/16	292,885.22	3/16	293,026.10	3/16	293,166.03	3/16	293,305.02	3/16	293,443.06
1/4	292,747.83	1/4	292,889.63	1/4	293,030.48	1/4	293,170.38	1/4	293,309.34	1/4	293,447.35
5/16	292,752.27	5/16	292,894.04	5/16	293,034.86	5/16	293,174.74	5/16	293,313.66	5/16	293,451.65
3/8	292,756.71	3/8	292,898.46	3/8	293,039.25	3/8	293,179.09	3/8	293,317.99	3/8	293,455.94
7/16	292,761.16	7/16	292,902.87	7/16	293,043.63	7/16	293,183.44	7/16	293,322.31	7/16	293,460.24
1/2	292,765.60	1/2	292,907.28	1/2	293,048.01	1/2	293,187.80	1/2	293,326.64	1/2	293,464.53
9/16	292,770.04	9/16	292,911.69	9/16	293,052.40	9/16	293,192.15	9/16	293,330.96	9/16	293,468.83
5/8	292,774.48	5/8	292,916.11	5/8	293,056.78	5/8	293,196.50	5/8	293,335.28	5/8	293,473.12
11/16	292,778.93	11/16	292,920.52	11/16	293,061.16	11/16	293,200.86	11/16	293,339.61	11/16	293,477.41
3/4	292,783.37	3/4	292,924.93	3/4	293,065.55	3/4	293,205.21	3/4	293,343.93	3/4	293,481.71
13/16	292,787.81	13/16	292,929.35	13/16	293,069.93	13/16	293,209.56	13/16	293,348.25	13/16	293,486.00
7/8	292,792.25	7/8	292,933.76	7/8	293,074.31	7/8	293,213.92	7/8	293,352.58	7/8	293,490.30
15/16	292,796.70	15/16	292,938.17	15/16	293,078.69	15/16	293,218.27	15/16	293,356.90	15/16	293,494.59
3	292,801.14	5	292,942.58	7	293,083.08	9	293,222.62	11	293,361.23	1	293,498.89
1/16	292,805.57	1/16	292,946.98	1/16	293,087.45	1/16	293,226.96	1/16	293,365.54	1/16	293,503.17
1/8	292,809.99	1/8	292,951.38	1/8	293,091.81	1/8	293,231.30	1/8	293,369.85	1/8	293,507.45
3/16	292,814.42	3/16	292,955.78	3/16	293,096.18	3/16	293,235.64	3/16	293,374.15	3/16	293,511.73
1/4	292,818.85	1/4	292,960.17	1/4	293,100.55	1/4	293,239.98	1/4	293,378.46	1/4	293,516.01
5/16	292,823.28	5/16	292,964.57	5/16	293,104.92	5/16	293,244.32	5/16	293,382.77	5/16	293,520.29
3/8	292,827.70	3/8	292,968.97	3/8	293,109.29	3/8	293,248.66	3/8	293,387.08	3/8	293,524.57
7/16	292,832.13	7/16	292,973.37	7/16	293,113.66	7/16	293,253.00	7/16	293,391.39	7/16	293,528.85
1/2	292,836.56	1/2	292,977.77	1/2	293,118.02	1/2	293,257.33	1/2	293,395.70	1/2	293,533.13
9/16	292,840.99	9/16	292,982.16	9/16	293,122.39	9/16	293,261.67	9/16	293,400.01	9/16	293,537.41
5/8	292,845.41	5/8	292,986.56	5/8	293,126.76	5/8	293,266.01	5/8	293,404.32	5/8	293,541.69
11/16	292,849.84	11/16	292,990.96	11/16	293,131.13	11/16	293,270.35	11/16	293,408.63	11/16	293,545.97
3/4	292,854.27	3/4	292,995.36	3/4	293,135.50	3/4	293,274.69	3/4	293,412.94	3/4	293,550.25
13/16	292,858.70	13/16	292,999.76	13/16	293,139.86	13/16	293,279.03	13/16	293,417.25	13/16	293,554.53
7/8	292,863.12	7/8	293,004.15	7/8	293,144.23	7/8	293,283.37	7/8	293,421.56	7/8	293,558.81
15/16	292,867.55	15/16	293,008.55	15/16	293,148.60	15/16	293,287.70	15/16	293,425.87	15/16	293,563.09

This chart is Certified for Tank: 6 only. No changes are permissible without the written consent of GAUGE POINT CALIBRATION.

For calibration specification information, see certificate on page 1.

Tank No: 6
GAUGE POINT CALIBRATION
1-800-205-TANK

Red Hill, Pearl Harbor, HI

Issue Date: 12/22/2006

Capacities given in barrels of 42 U.S. gallons.

Gauge Height: 257'-07 7/8"

in/in	232 FT	in/in	232 FT	in/in	232 FT	in/in	232 FT	in/in	232 FT	in/in	233 FT
2	293,567.37	4	293,703.62	6	293,838.94	8	293,973.33	10	294,106.80	0	294,239.34
1/16	293,571.63	1/16	293,707.86	1/16	293,843.15	1/16	293,977.51	1/16	294,110.95	1/16	294,243.46
1/8	293,575.90	1/8	293,712.09	1/8	293,847.36	1/8	293,981.69	1/8	294,115.10	1/8	294,247.58
3/16	293,580.16	3/16	293,716.33	3/16	293,851.56	3/16	293,985.87	3/16	294,119.25	3/16	294,251.70
1/4	293,584.43	1/4	293,720.57	1/4	293,855.77	1/4	293,990.05	1/4	294,123.40	1/4	294,255.82
5/16	293,588.69	5/16	293,724.80	5/16	293,859.98	5/16	293,994.22	5/16	294,127.55	5/16	294,259.94
3/8	293,592.96	3/8	293,729.04	3/8	293,864.18	3/8	293,998.40	3/8	294,131.69	3/8	294,264.06
7/16	293,597.22	7/16	293,733.27	7/16	293,868.39	7/16	294,002.58	7/16	294,135.84	7/16	294,268.18
1/2	293,601.49	1/2	293,737.51	1/2	293,872.60	1/2	294,006.76	1/2	294,139.99	1/2	294,272.30
9/16	293,605.75	9/16	293,741.75	9/16	293,876.81	9/16	294,010.94	9/16	294,144.14	9/16	294,276.42
5/8	293,610.02	5/8	293,745.98	5/8	293,881.01	5/8	294,015.11	5/8	294,148.29	5/8	294,280.54
11/16	293,614.28	11/16	293,750.22	11/16	293,885.22	11/16	294,019.29	11/16	294,152.44	11/16	294,284.66
3/4	293,618.55	3/4	293,754.45	3/4	293,889.43	3/4	294,023.47	3/4	294,156.59	3/4	294,288.78
13/16	293,622.81	13/16	293,758.69	13/16	293,893.63	13/16	294,027.65	13/16	294,160.74	13/16	294,292.91
7/8	293,627.08	7/8	293,762.93	7/8	293,897.84	7/8	294,031.83	7/8	294,164.89	7/8	294,297.03
15/16	293,631.35	15/16	293,767.16	15/16	293,902.05	15/16	294,036.00	15/16	294,169.04	15/16	294,301.15
3	293,635.61	5	293,771.40	7	293,906.25	9	294,040.18	11	294,173.19	1	294,305.27
1/16	293,639.86	1/16	293,775.62	1/16	293,910.45	1/16	294,044.35	1/16	294,177.32	1/16	294,309.37
1/8	293,644.11	1/8	293,779.84	1/8	293,914.64	1/8	294,048.51	1/8	294,181.45	1/8	294,313.48
3/16	293,648.36	3/16	293,784.06	3/16	293,918.83	3/16	294,052.67	3/16	294,185.59	3/16	294,317.58
1/4	293,652.61	1/4	293,788.28	1/4	293,923.02	1/4	294,056.84	1/4	294,189.72	1/4	294,321.69
5/16	293,656.86	5/16	293,792.51	5/16	293,927.22	5/16	294,061.00	5/16	294,193.86	5/16	294,325.80
3/8	293,661.11	3/8	293,796.73	3/8	293,931.41	3/8	294,065.16	3/8	294,197.99	3/8	294,329.90
7/16	293,665.37	7/16	293,800.95	7/16	293,935.60	7/16	294,069.33	7/16	294,202.13	7/16	294,334.01
1/2	293,669.62	1/2	293,805.17	1/2	293,939.79	1/2	294,073.49	1/2	294,206.26	1/2	294,338.11
9/16	293,673.87	9/16	293,809.39	9/16	293,943.99	9/16	294,077.65	9/16	294,210.40	9/16	294,342.22
5/8	293,678.12	5/8	293,813.61	5/8	293,948.18	5/8	294,081.82	5/8	294,214.53	5/8	294,346.33
11/16	293,682.37	11/16	293,817.84	11/16	293,952.37	11/16	294,085.98	11/16	294,218.67	11/16	294,350.43
3/4	293,686.62	3/4	293,822.06	3/4	293,956.56	3/4	294,090.15	3/4	294,222.80	3/4	294,354.54
13/16	293,690.87	13/16	293,826.28	13/16	293,960.76	13/16	294,094.31	13/16	294,226.94	13/16	294,358.64
7/8	293,695.12	7/8	293,830.50	7/8	293,964.95	7/8	294,098.47	7/8	294,231.07	7/8	294,362.75
15/16	293,699.37	15/16	293,834.72	15/16	293,969.14	15/16	294,102.64	15/16	294,235.21	15/16	294,366.86

This chart is Certified for Tank: 6 only. No changes are permissible without the written consent of GAUGE POINT CALIBRATION.

For calibration specification information, see certificate on page 1.

Tank No: 6
GAUGE POINT CALIBRATION
1-800-205-TANK

Red Hill, Pearl Harbor, HI

Issue Date: 12/22/2006

Capacities given in barrels of 42 U.S. gallons.

Gauge Height: 257'-07 7/8"

in/in	233 FT	in/in	233 FT	in/in	233 FT	in/in	233 FT	in/in	233 FT	in/in	234 FT
2	294,370.96	4	294,501.67	6	294,631.45	8	294,760.33	10	294,888.30	0	295,015.37
1/16	294,375.05	1/16	294,505.73	1/16	294,635.49	1/16	294,764.34	1/16	294,892.28	1/16	295,019.32
1/8	294,379.14	1/8	294,509.79	1/8	294,639.52	1/8	294,768.35	1/8	294,896.26	1/8	295,023.27
3/16	294,383.24	3/16	294,513.85	3/16	294,643.56	3/16	294,772.35	3/16	294,900.24	3/16	295,027.22
1/4	294,387.33	1/4	294,517.92	1/4	294,647.59	1/4	294,776.36	1/4	294,904.22	1/4	295,031.17
5/16	294,391.42	5/16	294,521.98	5/16	294,651.63	5/16	294,780.36	5/16	294,908.19	5/16	295,035.12
3/8	294,395.51	3/8	294,526.04	3/8	294,655.66	3/8	294,784.37	3/8	294,912.17	3/8	295,039.07
7/16	294,399.60	7/16	294,530.11	7/16	294,659.70	7/16	294,788.38	7/16	294,916.15	7/16	295,043.02
1/2	294,403.69	1/2	294,534.17	1/2	294,663.73	1/2	294,792.38	1/2	294,920.13	1/2	295,046.97
9/16	294,407.79	9/16	294,538.23	9/16	294,667.77	9/16	294,796.39	9/16	294,924.11	9/16	295,050.92
5/8	294,411.88	5/8	294,542.30	5/8	294,671.80	5/8	294,800.40	5/8	294,928.08	5/8	295,054.87
11/16	294,415.97	11/16	294,546.36	11/16	294,675.84	11/16	294,804.40	11/16	294,932.06	11/16	295,058.82
3/4	294,420.06	3/4	294,550.42	3/4	294,679.87	3/4	294,808.41	3/4	294,936.04	3/4	295,062.77
13/16	294,424.15	13/16	294,554.48	13/16	294,683.90	13/16	294,812.41	13/16	294,940.02	13/16	295,066.72
7/8	294,428.24	7/8	294,558.55	7/8	294,687.94	7/8	294,816.42	7/8	294,944.00	7/8	295,070.67
15/16	294,432.34	15/16	294,562.61	15/16	294,691.97	15/16	294,820.43	15/16	294,947.97	15/16	295,074.62
3	294,436.43	5	294,566.67	7	294,696.01	9	294,824.43	11	294,951.95	1	295,078.57
1/16	294,440.51	1/16	294,570.72	1/16	294,700.03	1/16	294,828.42	1/16	294,955.91	1/16	295,082.50
1/8	294,444.58	1/8	294,574.77	1/8	294,704.05	1/8	294,832.42	1/8	294,959.88	1/8	295,086.44
3/16	294,448.66	3/16	294,578.82	3/16	294,708.07	3/16	294,836.41	3/16	294,963.84	3/16	295,090.37
1/4	294,452.74	1/4	294,582.87	1/4	294,712.09	1/4	294,840.40	1/4	294,967.81	1/4	295,094.31
5/16	294,456.81	5/16	294,586.92	5/16	294,716.11	5/16	294,844.39	5/16	294,971.77	5/16	295,098.25
3/8	294,460.89	3/8	294,590.97	3/8	294,720.13	3/8	294,848.38	3/8	294,975.73	3/8	295,102.18
7/16	294,464.97	7/16	294,595.02	7/16	294,724.15	7/16	294,852.38	7/16	294,979.70	7/16	295,106.12
1/2	294,469.05	1/2	294,599.06	1/2	294,728.17	1/2	294,856.37	1/2	294,983.66	1/2	295,110.05
9/16	294,473.12	9/16	294,603.11	9/16	294,732.19	9/16	294,860.36	9/16	294,987.63	9/16	295,113.99
5/8	294,477.20	5/8	294,607.16	5/8	294,736.21	5/8	294,864.35	5/8	294,991.59	5/8	295,117.92
11/16	294,481.28	11/16	294,611.21	11/16	294,740.23	11/16	294,868.34	11/16	294,995.55	11/16	295,121.86
3/4	294,485.36	3/4	294,615.26	3/4	294,744.25	3/4	294,872.34	3/4	294,999.52	3/4	295,125.79
13/16	294,489.43	13/16	294,619.31	13/16	294,748.27	13/16	294,876.33	13/16	295,003.48	13/16	295,129.73
7/8	294,493.51	7/8	294,623.36	7/8	294,752.29	7/8	294,880.32	7/8	295,007.44	7/8	295,133.67
15/16	294,497.59	15/16	294,627.41	15/16	294,756.31	15/16	294,884.31	15/16	295,011.41	15/16	295,137.60

This chart is Certified for Tank: 6 only. No changes are permissible without the written consent of GAUGE POINT CALIBRATION.

For calibration specification information, see certificate on page 1.

Tank No: 6
GAUGE POINT CALIBRATION
1-800-205-TANK

Red Hill, Pearl Harbor, HI

Issue Date: 12/22/2006

Capacities given in barrels of 42 U.S. gallons.

Gauge Height: 257'-07 7/8"

in/in	234 FT	in/in	234 FT	in/in	234 FT	in/in	234 FT	in/in	234 FT	in/in	235 FT
2	295,141.54	4	295,266.81	6	295,391.18	8	295,514.66	10	295,637.25	0	295,758.96
1/16	295,145.46	1/16	295,270.70	1/16	295,395.04	1/16	295,518.50	1/16	295,641.06	1/16	295,762.74
1/8	295,149.38	1/8	295,274.59	1/8	295,398.91	1/8	295,522.34	1/8	295,644.87	1/8	295,766.53
3/16	295,153.30	3/16	295,278.49	3/16	295,402.78	3/16	295,526.17	3/16	295,648.68	3/16	295,770.31
1/4	295,157.22	1/4	295,282.38	1/4	295,406.64	1/4	295,530.01	1/4	295,652.49	1/4	295,774.09
5/16	295,161.15	5/16	295,286.27	5/16	295,410.51	5/16	295,533.85	5/16	295,656.30	5/16	295,777.87
3/8	295,165.07	3/8	295,290.17	3/8	295,414.37	3/8	295,537.69	3/8	295,660.11	3/8	295,781.66
7/16	295,168.99	7/16	295,294.06	7/16	295,418.24	7/16	295,541.53	7/16	295,663.92	7/16	295,785.44
1/2	295,172.91	1/2	295,297.95	1/2	295,422.10	1/2	295,545.36	1/2	295,667.73	1/2	295,789.22
9/16	295,176.83	9/16	295,301.85	9/16	295,425.97	9/16	295,549.20	9/16	295,671.54	9/16	295,793.00
5/8	295,180.75	5/8	295,305.74	5/8	295,429.84	5/8	295,553.04	5/8	295,675.36	5/8	295,796.79
11/16	295,184.68	11/16	295,309.64	11/16	295,433.70	11/16	295,556.88	11/16	295,679.17	11/16	295,800.57
3/4	295,188.60	3/4	295,313.53	3/4	295,437.57	3/4	295,560.71	3/4	295,682.98	3/4	295,804.35
13/16	295,192.52	13/16	295,317.42	13/16	295,441.43	13/16	295,564.55	13/16	295,686.79	13/16	295,808.14
7/8	295,196.44	7/8	295,321.32	7/8	295,445.30	7/8	295,568.39	7/8	295,690.60	7/8	295,811.92
15/16	295,200.36	15/16	295,325.21	15/16	295,449.16	15/16	295,572.23	15/16	295,694.41	15/16	295,815.70
3	295,204.28	5	295,329.10	7	295,453.03	9	295,576.07	11	295,698.22	1	295,819.48
1/16	295,208.19	1/16	295,332.98	1/16	295,456.88	1/16	295,579.89	1/16	295,702.01	1/16	295,823.25
1/8	295,212.10	1/8	295,336.86	1/8	295,460.73	1/8	295,583.71	1/8	295,705.81	1/8	295,827.02
3/16	295,216.01	3/16	295,340.74	3/16	295,464.59	3/16	295,587.54	3/16	295,709.61	3/16	295,830.79
1/4	295,219.91	1/4	295,344.62	1/4	295,468.44	1/4	295,591.36	1/4	295,713.40	1/4	295,834.56
5/16	295,223.82	5/16	295,348.50	5/16	295,472.29	5/16	295,595.19	5/16	295,717.20	5/16	295,838.33
3/8	295,227.73	3/8	295,352.38	3/8	295,476.14	3/8	295,599.01	3/8	295,721.00	3/8	295,842.10
7/16	295,231.64	7/16	295,356.26	7/16	295,479.99	7/16	295,602.84	7/16	295,724.79	7/16	295,845.87
1/2	295,235.54	1/2	295,360.14	1/2	295,483.84	1/2	295,606.66	1/2	295,728.59	1/2	295,849.63
9/16	295,239.45	9/16	295,364.02	9/16	295,487.70	9/16	295,610.48	9/16	295,732.38	9/16	295,853.40
5/8	295,243.36	5/8	295,367.90	5/8	295,491.55	5/8	295,614.31	5/8	295,736.18	5/8	295,857.17
11/16	295,247.27	11/16	295,371.78	11/16	295,495.40	11/16	295,618.13	11/16	295,739.98	11/16	295,860.94
3/4	295,251.17	3/4	295,375.66	3/4	295,499.25	3/4	295,621.96	3/4	295,743.77	3/4	295,864.71
13/16	295,255.08	13/16	295,379.54	13/16	295,503.10	13/16	295,625.78	13/16	295,747.57	13/16	295,868.48
7/8	295,258.99	7/8	295,383.42	7/8	295,506.96	7/8	295,629.60	7/8	295,751.37	7/8	295,872.25
15/16	295,262.90	15/16	295,387.30	15/16	295,510.81	15/16	295,633.43	15/16	295,755.16	15/16	295,876.02

This chart is Certified for Tank: 6 only. No changes are permissible without the written consent of GAUGE POINT CALIBRATION.

For calibration specification information, see certificate on page 1.

Tank No: 6
GAUGE POINT CALIBRATION
1-800-205-TANK

Red Hill, Pearl Harbor, HI

Issue Date: 12/22/2006

Capacities given in barrels of 42 U.S. gallons.

Gauge Height: 257'-07 7/8"

in/in	235 FT	in/in	235 FT	in/in	235 FT	in/in	235 FT	in/in	235 FT	in/in	236 FT
2	295,879.79	4	295,999.73	6	296,118.81	8	296,237.00	10	296,354.33	0	296,467.64
1/16	295,883.54	1/16	296,003.46	1/16	296,122.51	1/16	296,240.68	1/16	296,357.88	1/16	296,471.15
1/8	295,887.30	1/8	296,007.19	1/8	296,126.21	1/8	296,244.35	1/8	296,361.43	1/8	296,474.67
3/16	295,891.05	3/16	296,010.92	3/16	296,129.91	3/16	296,248.02	3/16	296,364.98	3/16	296,478.18
1/4	295,894.81	1/4	296,014.64	1/4	296,133.61	1/4	296,251.70	1/4	296,368.53	1/4	296,481.70
5/16	295,898.56	5/16	296,018.37	5/16	296,137.31	5/16	296,255.37	5/16	296,372.08	5/16	296,485.21
3/8	295,902.32	3/8	296,022.10	3/8	296,141.01	3/8	296,259.04	3/8	296,375.63	3/8	296,488.72
7/16	295,906.07	7/16	296,025.83	7/16	296,144.71	7/16	296,262.72	7/16	296,379.18	7/16	296,492.24
1/2	295,909.83	1/2	296,029.56	1/2	296,148.41	1/2	296,266.39	1/2	296,382.73	1/2	296,495.75
9/16	295,913.58	9/16	296,033.28	9/16	296,152.11	9/16	296,270.06	9/16	296,386.28	9/16	296,499.27
5/8	295,917.34	5/8	296,037.01	5/8	296,155.81	5/8	296,273.74	5/8	296,389.83	5/8	296,502.78
11/16	295,921.09	11/16	296,040.74	11/16	296,159.51	11/16	296,277.41	11/16	296,393.38	11/16	296,506.30
3/4	295,924.85	3/4	296,044.47	3/4	296,163.21	3/4	296,281.08	3/4	296,396.93	3/4	296,509.81
13/16	295,928.60	13/16	296,048.20	13/16	296,166.91	13/16	296,284.76	13/16	296,400.48	13/16	296,513.33
0+B10433	295,932.36	7/8	296,051.92	7/8	296,170.61	7/8	296,288.43	7/8	296,404.03	7/8	296,516.84
15/16	295,936.11	15/16	296,055.65	15/16	296,174.31	15/16	296,292.10	15/16	296,407.58	15/16	296,520.35
3	295,939.87	5	296,059.38	7	296,178.01	9	296,295.78	11	296,411.13	1	296,523.87
1/16	295,943.61	1/16	296,063.09	1/16	296,181.70	1/16	296,299.44	1/16	296,414.66	1/16	296,527.37
1/8	295,947.35	1/8	296,066.81	1/8	296,185.39	1/8	296,303.10	1/8	296,418.19	1/8	296,530.86
3/16	295,951.09	3/16	296,070.52	3/16	296,189.07	3/16	296,306.76	3/16	296,421.72	3/16	296,534.36
1/4	295,954.84	1/4	296,074.24	1/4	296,192.76	1/4	296,310.42	1/4	296,425.25	1/4	296,537.86
5/16	295,958.58	5/16	296,077.95	5/16	296,196.45	5/16	296,314.08	5/16	296,428.79	5/16	296,541.35
3/8	295,962.32	3/8	296,081.66	3/8	296,200.14	3/8	296,317.74	3/8	296,432.32	3/8	296,544.85
7/16	295,966.06	7/16	296,085.38	7/16	296,203.82	7/16	296,321.40	7/16	296,435.85	7/16	296,548.35
1/2	295,969.80	1/2	296,089.09	1/2	296,207.51	1/2	296,325.06	1/2	296,439.38	1/2	296,551.85
9/16	295,973.54	9/16	296,092.81	9/16	296,211.20	9/16	296,328.72	9/16	296,442.91	9/16	296,555.34
5/8	295,977.28	5/8	296,096.52	5/8	296,214.88	5/8	296,332.38	5/8	296,446.45	5/8	296,558.84
11/16	295,981.03	11/16	296,100.23	11/16	296,218.57	11/16	296,336.04	11/16	296,449.98	11/16	296,562.34
3/4	295,984.77	3/4	296,103.95	3/4	296,222.26	3/4	296,339.70	3/4	296,453.51	3/4	296,565.83
13/16	295,988.51	13/16	296,107.66	13/16	296,225.94	13/16	296,343.36	13/16	296,457.04	13/16	296,569.33
7/8	295,992.25	7/8	296,111.38	7/8	296,229.63	7/8	296,347.02	7/8	296,460.57	7/8	296,572.83
15/16	295,995.99	15/16	296,115.09	15/16	296,233.32	15/16	296,350.67	15/16	296,464.10	15/16	296,576.33

This chart is Certified for Tank: 6 only. No changes are permissible without the written consent of GAUGE POINT CALIBRATION.

For calibration specification information, see certificate on page 1.

Tank No: 6
GAUGE POINT CALIBRATION
1-800-205-TANK

Red Hill, Pearl Harbor, HI

Issue Date: 12/22/2006

Capacities given in barrels of 42 U.S. gallons.

Gauge Height: 257'-07 7/8"

in/in	236 FT	in/in	236 FT	in/in	236 FT	in/in	236 FT	in/in	236 FT	in/in	237 FT
2	296,579.82	4	296,690.89	6	296,800.83	8	296,909.64	10	297,017.31	0	297,123.84
1/16	296,583.30	1/16	296,694.33	1/16	296,804.24	1/16	296,913.01	1/16	297,020.65	1/16	297,127.14
1/8	296,586.78	1/8	296,697.78	1/8	296,807.65	1/8	296,916.38	1/8	297,023.99	1/8	297,130.45
3/16	296,590.26	3/16	296,701.22	3/16	296,811.06	3/16	296,919.76	3/16	297,027.32	3/16	297,133.75
1/4	296,593.74	1/4	296,704.67	1/4	296,814.46	1/4	296,923.13	1/4	297,030.66	1/4	297,137.05
5/16	296,597.22	5/16	296,708.11	5/16	296,817.87	5/16	296,926.50	5/16	297,034.00	5/16	297,140.35
3/8	296,600.70	3/8	296,711.55	3/8	296,821.28	3/8	296,929.88	3/8	297,037.34	3/8	297,143.65
7/16	296,604.18	7/16	296,715.00	7/16	296,824.69	7/16	296,933.25	7/16	297,040.68	7/16	297,146.96
1/2	296,607.66	1/2	296,718.44	1/2	296,828.10	1/2	296,936.63	1/2	297,044.01	1/2	297,150.26
9/16	296,611.14	9/16	296,721.89	9/16	296,831.51	9/16	296,940.00	9/16	297,047.35	9/16	297,153.56
5/8	296,614.62	5/8	296,725.33	5/8	296,834.92	5/8	296,943.37	5/8	297,050.69	5/8	297,156.86
11/16	296,618.10	11/16	296,728.78	11/16	296,838.33	11/16	296,946.75	11/16	297,054.03	11/16	297,160.17
3/4	296,621.58	3/4	296,732.22	3/4	296,841.74	3/4	296,950.12	3/4	297,057.37	3/4	297,163.47
13/16	296,625.06	13/16	296,735.67	13/16	296,845.15	13/16	296,953.49	13/16	297,060.70	13/16	297,166.77
7/8	296,628.54	7/8	296,739.11	7/8	296,848.56	7/8	296,956.87	7/8	297,064.04	7/8	297,170.07
15/16	296,632.02	15/16	296,742.55	15/16	296,851.96	15/16	296,960.24	15/16	297,067.38	15/16	297,173.37
3	296,635.50	5	296,746.00	7	296,855.37	9	296,963.62	11	297,070.72	1	297,176.68
1/16	296,638.96	1/16	296,749.43	1/16	296,858.77	1/16	296,966.97	1/16	297,074.04	1/16	297,179.96
1/8	296,642.42	1/8	296,752.85	1/8	296,862.16	1/8	296,970.33	1/8	297,077.36	1/8	297,183.25
3/16	296,645.88	3/16	296,756.28	3/16	296,865.55	3/16	296,973.68	3/16	297,080.68	3/16	297,186.53
1/4	296,649.34	1/4	296,759.71	1/4	296,868.94	1/4	296,977.04	1/4	297,084.00	1/4	297,189.81
5/16	296,652.81	5/16	296,763.13	5/16	296,872.33	5/16	296,980.39	5/16	297,087.32	5/16	297,193.10
3/8	296,656.27	3/8	296,766.56	3/8	296,875.72	3/8	296,983.75	3/8	297,090.64	3/8	297,196.38
7/16	296,659.73	7/16	296,769.99	7/16	296,879.11	7/16	296,987.11	7/16	297,093.96	7/16	297,199.67
1/2	296,663.19	1/2	296,773.41	1/2	296,882.51	1/2	296,990.46	1/2	297,097.28	1/2	297,202.95
9/16	296,666.65	9/16	296,776.84	9/16	296,885.90	9/16	296,993.82	9/16	297,100.60	9/16	297,206.24
5/8	296,670.12	5/8	296,780.27	5/8	296,889.29	5/8	296,997.17	5/8	297,103.92	5/8	297,209.52
11/16	296,673.58	11/16	296,783.69	11/16	296,892.68	11/16	297,000.53	11/16	297,107.24	11/16	297,212.80
3/4	296,677.04	3/4	296,787.12	3/4	296,896.07	3/4	297,003.89	3/4	297,110.56	3/4	297,216.09
13/16	296,680.50	13/16	296,790.55	13/16	296,899.46	13/16	297,007.24	13/16	297,113.88	13/16	297,219.37
7/8	296,683.96	7/8	296,793.97	7/8	296,902.85	7/8	297,010.60	7/8	297,117.20	7/8	297,222.66
15/16	296,687.43	15/16	296,797.40	15/16	296,906.25	15/16	297,013.95	15/16	297,120.52	15/16	297,225.94

This chart is Certified for Tank: 6 only. No changes are permissible without the written consent of GAUGE POINT CALIBRATION.

For calibration specification information, see certificate on page 1.

Tank No: 6
GAUGE POINT CALIBRATION
1-800-205-TANK

Red Hill, Pearl Harbor, HI

Issue Date: 12/22/2006

Capacities given in barrels of 42 U.S. gallons.

Gauge Height: 257'-07 7/8"

in/in	237 FT	in/in	237 FT	in/in	237 FT	in/in	237 FT	in/in	237 FT	in/in	238 FT
2	297,229.23	4	297,333.46	6	297,436.54	8	297,538.45	10	297,639.20	0	297,738.77
1/16	297,232.49	1/16	297,336.69	1/16	297,439.73	1/16	297,541.61	1/16	297,642.32	1/16	297,741.86
1/8	297,235.76	1/8	297,339.92	1/8	297,442.92	1/8	297,544.77	1/8	297,645.44	1/8	297,744.94
3/16	297,239.02	3/16	297,343.15	3/16	297,446.12	3/16	297,547.92	3/16	297,648.56	3/16	297,748.02
1/4	297,242.29	1/4	297,346.38	1/4	297,449.31	1/4	297,551.08	1/4	297,651.68	1/4	297,751.11
5/16	297,245.56	5/16	297,349.61	5/16	297,452.51	5/16	297,554.24	5/16	297,654.80	5/16	297,754.19
3/8	297,248.82	3/8	297,352.84	3/8	297,455.70	3/8	297,557.40	3/8	297,657.92	3/8	297,757.28
7/16	297,252.09	7/16	297,356.07	7/16	297,458.89	7/16	297,560.55	7/16	297,661.04	7/16	297,760.36
1/2	297,255.36	1/2	297,359.30	1/2	297,462.09	1/2	297,563.71	1/2	297,664.16	1/2	297,763.45
9/16	297,258.62	9/16	297,362.53	9/16	297,465.28	9/16	297,566.87	9/16	297,667.29	9/16	297,766.53
5/8	297,261.89	5/8	297,365.76	5/8	297,468.47	5/8	297,570.03	5/8	297,670.41	5/8	297,769.61
11/16	297,265.16	11/16	297,368.99	11/16	297,471.67	11/16	297,573.18	11/16	297,673.53	11/16	297,772.70
3/4	297,268.42	3/4	297,372.22	3/4	297,474.86	3/4	297,576.34	3/4	297,676.65	3/4	297,775.78
13/16	297,271.69	13/16	297,375.45	13/16	297,478.06	13/16	297,579.50	13/16	297,679.77	13/16	297,778.87
7/8	297,274.95	7/8	297,378.68	7/8	297,481.25	7/8	297,582.66	7/8	297,682.89	7/8	297,781.95
15/16	297,278.22	15/16	297,381.91	15/16	297,484.44	15/16	297,585.81	15/16	297,686.01	15/16	297,785.03
3	297,281.49	5	297,385.14	7	297,487.64	9	297,588.97	11	297,689.13	1	297,788.12
1/16	297,284.73	1/16	297,388.35	1/16	297,490.81	1/16	297,592.11	1/16	297,692.23	1/16	297,791.18
1/8	297,287.98	1/8	297,391.57	1/8	297,493.99	1/8	297,595.25	1/8	297,695.34	1/8	297,794.25
3/16	297,291.23	3/16	297,394.78	3/16	297,497.17	3/16	297,598.39	3/16	297,698.44	3/16	297,797.32
1/4	297,294.48	1/4	297,397.99	1/4	297,500.34	1/4	297,601.53	1/4	297,701.54	1/4	297,800.38
5/16	297,297.73	5/16	297,401.20	5/16	297,503.52	5/16	297,604.67	5/16	297,704.64	5/16	297,803.45
3/8	297,300.98	3/8	297,404.41	3/8	297,506.69	3/8	297,607.81	3/8	297,707.75	3/8	297,806.51
7/16	297,304.22	7/16	297,407.63	7/16	297,509.87	7/16	297,610.94	7/16	297,710.85	7/16	297,809.58
1/2	297,307.47	1/2	297,410.84	1/2	297,513.04	1/2	297,614.08	1/2	297,713.95	1/2	297,812.64
9/16	297,310.72	9/16	297,414.05	9/16	297,516.22	9/16	297,617.22	9/16	297,717.05	9/16	297,815.71
5/8	297,313.97	5/8	297,417.26	5/8	297,519.40	5/8	297,620.36	5/8	297,720.16	5/8	297,818.78
11/16	297,317.22	11/16	297,420.48	11/16	297,522.57	11/16	297,623.50	11/16	297,723.26	11/16	297,821.84
3/4	297,320.47	3/4	297,423.69	3/4	297,525.75	3/4	297,626.64	3/4	297,726.36	3/4	297,824.91
13/16	297,323.71	13/16	297,426.90	13/16	297,528.92	13/16	297,629.78	13/16	297,729.46	13/16	297,827.97
7/8	297,326.96	7/8	297,430.11	7/8	297,532.10	7/8	297,632.92	7/8	297,732.57	7/8	297,831.04
15/16	297,330.21	15/16	297,433.32	15/16	297,535.27	15/16	297,636.06	15/16	297,735.67	15/16	297,834.10

This chart is Certified for Tank: 6 only. No changes are permissible without the written consent of GAUGE POINT CALIBRATION.

For calibration specification information, see certificate on page 1.

Tank No: 6
GAUGE POINT CALIBRATION
1-800-205-TANK

Red Hill, Pearl Harbor, HI

Issue Date: 12/22/2006

Capacities given in barrels of 42 U.S. gallons.

Gauge Height: 257'-07 7/8"

in/in	238 FT	in/in	238 FT	in/in	238 FT	in/in	238 FT	in/in	238 FT	in/in	239 FT
2	297,837.17	4	297,934.38	6	298,030.41	8	298,125.25	10	298,218.88	0	298,311.31
1/16	297,840.22	1/16	297,937.39	1/16	298,033.38	1/16	298,128.18	1/16	298,221.78	1/16	298,314.17
1/8	297,843.26	1/8	297,940.41	1/8	298,036.36	1/8	298,131.12	1/8	298,224.68	1/8	298,317.03
3/16	297,846.31	3/16	297,943.42	3/16	298,039.33	3/16	298,134.05	3/16	298,227.57	3/16	298,319.89
1/4	297,849.36	1/4	297,946.43	1/4	298,042.30	1/4	298,136.99	1/4	298,230.47	1/4	298,322.75
5/16	297,852.41	5/16	297,949.44	5/16	298,045.28	5/16	298,139.92	5/16	298,233.37	5/16	298,325.61
3/8	297,855.45	3/8	297,952.45	3/8	298,048.25	3/8	298,142.86	3/8	298,236.27	3/8	298,328.47
7/16	297,858.50	7/16	297,955.46	7/16	298,051.22	7/16	298,145.79	7/16	298,239.17	7/16	298,331.33
1/2	297,861.55	1/2	297,958.47	1/2	298,054.19	1/2	298,148.73	1/2	298,242.06	1/2	298,334.19
9/16	297,864.60	9/16	297,961.48	9/16	298,057.17	9/16	298,151.66	9/16	298,244.96	9/16	298,337.06
5/8	297,867.64	5/8	297,964.49	5/8	298,060.14	5/8	298,154.60	5/8	298,247.86	5/8	298,339.92
11/16	297,870.69	11/16	297,967.50	11/16	298,063.11	11/16	298,157.54	11/16	298,250.76	11/16	298,342.78
3/4	297,873.74	3/4	297,970.51	3/4	298,066.09	3/4	298,160.47	3/4	298,253.66	3/4	298,345.64
13/16	297,876.78	13/16	297,973.52	13/16	298,069.06	13/16	298,163.41	13/16	298,256.55	13/16	298,348.50
7/8	297,879.83	7/8	297,976.53	7/8	298,072.03	7/8	298,166.34	7/8	298,259.45	7/8	298,351.36
15/16	297,882.88	15/16	297,979.54	15/16	298,075.01	15/16	298,169.28	15/16	298,262.35	15/16	298,354.22
3	297,885.93	5	297,982.55	7	298,077.98	9	298,172.21	11	298,265.25	1	298,357.08
1/16	297,888.95	1/16	297,985.54	1/16	298,080.93	1/16	298,175.13	1/16	298,268.13	1/16	298,359.92
1/8	297,891.98	1/8	297,988.53	1/8	298,083.89	1/8	298,178.05	1/8	298,271.01	1/8	298,362.76
3/16	297,895.01	3/16	297,991.52	3/16	298,086.84	3/16	298,180.96	3/16	298,273.89	3/16	298,365.60
1/4	297,898.04	1/4	297,994.51	1/4	298,089.79	1/4	298,183.88	1/4	298,276.76	1/4	298,368.44
5/16	297,901.07	5/16	297,997.50	5/16	298,092.75	5/16	298,186.80	5/16	298,279.64	5/16	298,371.28
3/8	297,904.10	3/8	298,000.50	3/8	298,095.70	3/8	298,189.71	3/8	298,282.52	3/8	298,374.12
7/16	297,907.13	7/16	298,003.49	7/16	298,098.66	7/16	298,192.63	7/16	298,285.40	7/16	298,376.97
1/2	297,910.16	1/2	298,006.48	1/2	298,101.61	1/2	298,195.55	1/2	298,288.28	1/2	298,379.81
9/16	297,913.18	9/16	298,009.47	9/16	298,104.57	9/16	298,198.46	9/16	298,291.16	9/16	298,382.65
5/8	297,916.21	5/8	298,012.46	5/8	298,107.52	5/8	298,201.38	5/8	298,294.04	5/8	298,385.49
11/16	297,919.24	11/16	298,015.45	11/16	298,110.47	11/16	298,204.30	11/16	298,296.92	11/16	298,388.33
3/4	297,922.27	3/4	298,018.45	3/4	298,113.43	3/4	298,207.21	3/4	298,299.80	3/4	298,391.17
13/16	297,925.30	13/16	298,021.44	13/16	298,116.38	13/16	298,210.13	13/16	298,302.68	13/16	298,394.01
7/8	297,928.33	7/8	298,024.43	7/8	298,119.34	7/8	298,213.05	7/8	298,305.56	7/8	298,396.85
15/16	297,931.36	15/16	298,027.42	15/16	298,122.29	15/16	298,215.96	15/16	298,308.43	15/16	298,399.70

This chart is Certified for Tank: 6 only. No changes are permissible without the written consent of GAUGE POINT CALIBRATION.

For calibration specification information, see certificate on page 1.

Tank No: 6
GAUGE POINT CALIBRATION
1-800-205-TANK

Red Hill, Pearl Harbor, HI

Issue Date: 12/22/2006

Capacities given in barrels of 42 U.S. gallons.

Gauge Height: 257'-07 7/8"

in/in	239 FT	in/in	239 FT	in/in	239 FT	in/in	239 FT	in/in	239 FT	in/in	240 FT
2	298,402.54	4	298,492.55	6	298,581.34	8	298,668.90	10	298,755.24	0	298,840.34
1/16	298,405.36	1/16	298,495.33	1/16	298,584.08	1/16	298,671.61	1/16	298,757.91	1/16	298,842.97
1/8	298,408.18	1/8	298,498.12	1/8	298,586.83	1/8	298,674.32	1/8	298,760.58	1/8	298,845.60
3/16	298,411.00	3/16	298,500.90	3/16	298,589.58	3/16	298,677.03	3/16	298,763.25	3/16	298,848.24
1/4	298,413.83	1/4	298,503.68	1/4	298,592.32	1/4	298,679.73	1/4	298,765.92	1/4	298,850.87
5/16	298,416.65	5/16	298,506.47	5/16	298,595.07	5/16	298,682.44	5/16	298,768.59	5/16	298,853.50
3/8	298,419.47	3/8	298,509.25	3/8	298,597.81	3/8	298,685.15	3/8	298,771.26	3/8	298,856.13
7/16	298,422.29	7/16	298,512.04	7/16	298,600.56	7/16	298,687.86	7/16	298,773.92	7/16	298,858.76
1/2	298,425.12	1/2	298,514.82	1/2	298,603.31	1/2	298,690.57	1/2	298,776.59	1/2	298,861.39
9/16	298,427.94	9/16	298,517.60	9/16	298,606.05	9/16	298,693.27	9/16	298,779.26	9/16	298,864.02
5/8	298,430.76	5/8	298,520.39	5/8	298,608.80	5/8	298,695.98	5/8	298,781.93	5/8	298,866.65
11/16	298,433.58	11/16	298,523.17	11/16	298,611.54	11/16	298,698.69	11/16	298,784.60	11/16	298,869.28
3/4	298,436.40	3/4	298,525.96	3/4	298,614.29	3/4	298,701.40	3/4	298,787.27	3/4	298,871.91
13/16	298,439.23	13/16	298,528.74	13/16	298,617.04	13/16	298,704.10	13/16	298,789.94	13/16	298,874.54
7/8	298,442.05	7/8	298,531.53	7/8	298,619.78	7/8	298,706.81	7/8	298,792.61	7/8	298,877.17
15/16	298,444.87	15/16	298,534.31	15/16	298,622.53	15/16	298,709.52	15/16	298,795.28	15/16	298,879.80
3	298,447.69	5	298,537.09	7	298,625.27	9	298,712.23	11	298,797.95	1	298,882.43
1/16	298,450.50	1/16	298,539.86	1/16	298,628.00	1/16	298,714.91	1/16	298,800.60	1/16	298,885.04
1/8	298,453.30	1/8	298,542.62	1/8	298,630.73	1/8	298,717.60	1/8	298,803.25	1/8	298,887.65
3/16	298,456.10	3/16	298,545.39	3/16	298,633.45	3/16	298,720.29	3/16	298,805.90	3/16	298,890.26
1/4	298,458.91	1/4	298,548.16	1/4	298,636.18	1/4	298,722.98	1/4	298,808.55	1/4	298,892.87
5/16	298,461.71	5/16	298,550.92	5/16	298,638.91	5/16	298,725.67	5/16	298,811.20	5/16	298,895.49
3/8	298,464.51	3/8	298,553.69	3/8	298,641.64	3/8	298,728.36	3/8	298,813.85	3/8	298,898.10
7/16	298,467.32	7/16	298,556.45	7/16	298,644.36	7/16	298,731.05	7/16	298,816.50	7/16	298,900.71
1/2	298,470.12	1/2	298,559.22	1/2	298,647.09	1/2	298,733.73	1/2	298,819.15	1/2	298,903.32
9/16	298,472.92	9/16	298,561.98	9/16	298,649.82	9/16	298,736.42	9/16	298,821.80	9/16	298,905.93
5/8	298,475.73	5/8	298,564.75	5/8	298,652.54	5/8	298,739.11	5/8	298,824.45	5/8	298,908.54
11/16	298,478.53	11/16	298,567.51	11/16	298,655.27	11/16	298,741.80	11/16	298,827.09	11/16	298,911.15
3/4	298,481.33	3/4	298,570.28	3/4	298,658.00	3/4	298,744.49	3/4	298,829.74	3/4	298,913.76
13/16	298,484.14	13/16	298,573.04	13/16	298,660.72	13/16	298,747.18	13/16	298,832.39	13/16	298,916.37
7/8	298,486.94	7/8	298,575.81	7/8	298,663.45	7/8	298,749.86	7/8	298,835.04	7/8	298,918.98
15/16	298,489.74	15/16	298,578.57	15/16	298,666.18	15/16	298,752.55	15/16	298,837.69	15/16	298,921.60

This chart is Certified for Tank: 6 only. No changes are permissible without the written consent of GAUGE POINT CALIBRATION.

For calibration specification information, see certificate on page 1.

Tank No: 6
GAUGE POINT CALIBRATION
1-800-205-TANK

Red Hill, Pearl Harbor, HI

Issue Date: 12/22/2006

Capacities given in barrels of 42 U.S. gallons.

Gauge Height: 257'-07 7/8"

in/in	240 FT	in/in	240 FT	in/in	240 FT	in/in	240 FT	in/in	240 FT	in/in	241 FT
2	298,924.21	4	299,006.82	6	299,088.19	8	299,168.31	10	299,247.16	0	299,324.75
1/16	298,926.80	1/16	299,009.38	1/16	299,090.71	1/16	299,170.78	1/16	299,249.59	1/16	299,327.14
1/8	298,929.39	1/8	299,011.93	1/8	299,093.22	1/8	299,173.25	1/8	299,252.03	1/8	299,329.53
3/16	298,931.98	3/16	299,014.48	3/16	299,095.73	3/16	299,175.73	3/16	299,254.46	3/16	299,331.93
1/4	298,934.57	1/4	299,017.04	1/4	299,098.25	1/4	299,178.20	1/4	299,256.90	1/4	299,334.32
5/16	298,937.16	5/16	299,019.59	5/16	299,100.76	5/16	299,180.68	5/16	299,259.33	5/16	299,336.72
3/8	298,939.76	3/8	299,022.14	3/8	299,103.27	3/8	299,183.15	3/8	299,261.77	3/8	299,339.11
7/16	298,942.35	7/16	299,024.69	7/16	299,105.79	7/16	299,185.62	7/16	299,264.20	7/16	299,341.51
1/2	298,944.94	1/2	299,027.25	1/2	299,108.30	1/2	299,188.10	1/2	299,266.63	1/2	299,343.90
9/16	298,947.53	9/16	299,029.80	9/16	299,110.81	9/16	299,190.57	9/16	299,269.07	9/16	299,346.30
5/8	298,950.12	5/8	299,032.35	5/8	299,113.33	5/8	299,193.05	5/8	299,271.50	5/8	299,348.69
11/16	298,952.71	11/16	299,034.90	11/16	299,115.84	11/16	299,195.52	11/16	299,273.94	11/16	299,351.09
3/4	298,955.31	3/4	299,037.46	3/4	299,118.35	3/4	299,197.99	3/4	299,276.37	3/4	299,353.48
13/16	298,957.90	13/16	299,040.01	13/16	299,120.87	13/16	299,200.47	13/16	299,278.81	13/16	299,355.88
7/8	298,960.49	7/8	299,042.56	7/8	299,123.38	7/8	299,202.94	7/8	299,281.24	7/8	299,358.27
15/16	298,963.08	15/16	299,045.11	15/16	299,125.89	15/16	299,205.42	15/16	299,283.68	15/16	299,360.67
3	298,965.67	5	299,047.67	7	299,128.41	9	299,207.89	11	299,286.11	1	299,363.06
1/16	298,968.24	1/16	299,050.20	1/16	299,130.90	1/16	299,210.34	1/16	299,288.52	1/16	299,365.44
1/8	298,970.82	1/8	299,052.73	1/8	299,133.39	1/8	299,212.80	1/8	299,290.94	1/8	299,367.81
3/16	298,973.39	3/16	299,055.26	3/16	299,135.89	3/16	299,215.25	3/16	299,293.35	3/16	299,370.19
1/4	298,975.96	1/4	299,057.80	1/4	299,138.38	1/4	299,217.71	1/4	299,295.77	1/4	299,372.56
5/16	298,978.53	5/16	299,060.33	5/16	299,140.88	5/16	299,220.16	5/16	299,298.18	5/16	299,374.94
3/8	298,981.10	3/8	299,062.86	3/8	299,143.37	3/8	299,222.62	3/8	299,300.60	3/8	299,377.31
7/16	298,983.68	7/16	299,065.40	7/16	299,145.86	7/16	299,225.07	7/16	299,303.01	7/16	299,379.69
1/2	298,986.25	1/2	299,067.93	1/2	299,148.36	1/2	299,227.52	1/2	299,305.43	1/2	299,382.06
9/16	298,988.82	9/16	299,070.46	9/16	299,150.85	9/16	299,229.98	9/16	299,307.84	9/16	299,384.44
5/8	298,991.39	5/8	299,073.00	5/8	299,153.34	5/8	299,232.43	5/8	299,310.26	5/8	299,386.81
11/16	298,993.96	11/16	299,075.53	11/16	299,155.84	11/16	299,234.89	11/16	299,312.67	11/16	299,389.19
3/4	298,996.54	3/4	299,078.06	3/4	299,158.33	3/4	299,237.34	3/4	299,315.09	3/4	299,391.56
13/16	298,999.11	13/16	299,080.59	13/16	299,160.82	13/16	299,239.80	13/16	299,317.50	13/16	299,393.94
7/8	299,001.68	7/8	299,083.13	7/8	299,163.32	7/8	299,242.25	7/8	299,319.92	7/8	299,396.31
15/16	299,004.25	15/16	299,085.66	15/16	299,165.81	15/16	299,244.70	15/16	299,322.33	15/16	299,398.69

This chart is Certified for Tank: 6 only. No changes are permissible without the written consent of GAUGE POINT CALIBRATION.

For calibration specification information, see certificate on page 1.

Tank No: 6
GAUGE POINT CALIBRATION
1-800-205-TANK

Red Hill, Pearl Harbor, HI

Issue Date: 12/22/2006

Capacities given in barrels of 42 U.S. gallons.

Gauge Height: 257'-07 7/8"

in/in	241 FT	in/in	241 FT	in/in	241 FT	in/in	241 FT	in/in	241 FT	in/in	242 FT
2	299,401.06	4	299,476.10	6	299,549.86	8	299,622.33	10	299,693.51	0	299,763.40
1/16	299,403.42	1/16	299,478.42	1/16	299,552.13	1/16	299,624.57	1/16	299,695.71	1/16	299,765.55
1/8	299,405.77	1/8	299,480.73	1/8	299,554.41	1/8	299,626.80	1/8	299,697.90	1/8	299,767.70
3/16	299,408.13	3/16	299,483.05	3/16	299,556.68	3/16	299,629.04	3/16	299,700.10	3/16	299,769.86
1/4	299,410.48	1/4	299,485.36	1/4	299,558.96	1/4	299,631.27	1/4	299,702.29	1/4	299,772.01
5/16	299,412.84	5/16	299,487.68	5/16	299,561.23	5/16	299,633.51	5/16	299,704.48	5/16	299,774.16
3/8	299,415.19	3/8	299,489.99	3/8	299,563.51	3/8	299,635.74	3/8	299,706.68	3/8	299,776.32
7/16	299,417.55	7/16	299,492.31	7/16	299,565.78	7/16	299,637.97	7/16	299,708.87	7/16	299,778.47
1/2	299,419.90	1/2	299,494.62	1/2	299,568.06	1/2	299,640.21	1/2	299,711.07	1/2	299,780.63
9/16	299,422.26	9/16	299,496.94	9/16	299,570.33	9/16	299,642.44	9/16	299,713.26	9/16	299,782.78
5/8	299,424.61	5/8	299,499.25	5/8	299,572.61	5/8	299,644.68	5/8	299,715.45	5/8	299,784.93
11/16	299,426.97	11/16	299,501.57	11/16	299,574.88	11/16	299,646.91	11/16	299,717.65	11/16	299,787.09
3/4	299,429.32	3/4	299,503.88	3/4	299,577.16	3/4	299,649.15	3/4	299,719.84	3/4	299,789.24
13/16	299,431.68	13/16	299,506.20	13/16	299,579.43	13/16	299,651.38	13/16	299,722.04	13/16	299,791.39
7/8	299,434.03	7/8	299,508.51	7/8	299,581.71	7/8	299,653.62	7/8	299,724.23	7/8	299,793.55
15/16	299,436.39	15/16	299,510.83	15/16	299,583.98	15/16	299,655.85	15/16	299,726.42	15/16	299,795.70
3	299,438.74	5	299,513.14	7	299,586.26	9	299,658.08	11	299,728.62	1	299,797.85
1/16	299,441.08	1/16	299,515.44	1/16	299,588.51	1/16	299,660.30	1/16	299,730.79	1/16	299,799.99
1/8	299,443.41	1/8	299,517.73	1/8	299,590.77	1/8	299,662.51	1/8	299,732.97	1/8	299,802.12
3/16	299,445.75	3/16	299,520.03	3/16	299,593.02	3/16	299,664.73	3/16	299,735.14	3/16	299,804.25
1/4	299,448.08	1/4	299,522.32	1/4	299,595.28	1/4	299,666.94	1/4	299,737.31	1/4	299,806.38
5/16	299,450.42	5/16	299,524.62	5/16	299,597.53	5/16	299,669.16	5/16	299,739.49	5/16	299,808.52
3/8	299,452.75	3/8	299,526.91	3/8	299,599.79	3/8	299,671.37	3/8	299,741.66	3/8	299,810.65
7/16	299,455.09	7/16	299,529.21	7/16	299,602.04	7/16	299,673.58	7/16	299,743.83	7/16	299,812.78
1/2	299,457.42	1/2	299,531.50	1/2	299,604.29	1/2	299,675.80	1/2	299,746.01	1/2	299,814.92
9/16	299,459.76	9/16	299,533.80	9/16	299,606.55	9/16	299,678.01	9/16	299,748.18	9/16	299,817.05
5/8	299,462.09	5/8	299,536.09	5/8	299,608.80	5/8	299,680.23	5/8	299,750.36	5/8	299,819.18
11/16	299,464.43	11/16	299,538.39	11/16	299,611.06	11/16	299,682.44	11/16	299,752.53	11/16	299,821.32
3/4	299,466.76	3/4	299,540.68	3/4	299,613.31	3/4	299,684.66	3/4	299,754.70	3/4	299,823.45
13/16	299,469.10	13/16	299,542.98	13/16	299,615.57	13/16	299,686.87	13/16	299,756.88	13/16	299,825.58
7/8	299,471.43	7/8	299,545.27	7/8	299,617.82	7/8	299,689.09	7/8	299,759.05	7/8	299,827.71
15/16	299,473.77	15/16	299,547.57	15/16	299,620.08	15/16	299,691.30	15/16	299,761.22	15/16	299,829.85

This chart is Certified for Tank: 6 only. No changes are permissible without the written consent of GAUGE POINT CALIBRATION.

For calibration specification information, see certificate on page 1.

Tank No: 6
GAUGE POINT CALIBRATION
1-800-205-TANK

Red Hill, Pearl Harbor, HI

Issue Date: 12/22/2006

Capacities given in barrels of 42 U.S. gallons.

Gauge Height: 257'-07 7/8"

in/in	242 FT	in/in	242 FT	in/in	242 FT	in/in	242 FT	in/in	242 FT	in/in	243 FT
2	299,831.98	4	299,899.26	6	299,965.22	8	300,029.86	10	300,093.19	0	300,155.18
1/16	299,834.09	1/16	299,901.33	1/16	299,967.25	1/16	300,031.85	1/16	300,095.14	1/16	300,157.09
1/8	299,836.21	1/8	299,903.40	1/8	299,969.28	1/8	300,033.84	1/8	300,097.08	1/8	300,159.00
3/16	299,838.32	3/16	299,905.47	3/16	299,971.31	3/16	300,035.83	3/16	300,099.03	3/16	300,160.90
1/4	299,840.43	1/4	299,907.54	1/4	299,973.34	1/4	300,037.82	1/4	300,100.98	1/4	300,162.81
5/16	299,842.54	5/16	299,909.61	5/16	299,975.37	5/16	300,039.81	5/16	300,102.93	5/16	300,164.71
3/8	299,844.66	3/8	299,911.69	3/8	299,977.40	3/8	300,041.80	3/8	300,104.87	3/8	300,166.62
7/16	299,846.77	7/16	299,913.76	7/16	299,979.43	7/16	300,043.79	7/16	300,106.82	7/16	300,168.53
1/2	299,848.88	1/2	299,915.83	1/2	299,981.46	1/2	300,045.78	1/2	300,108.77	1/2	300,170.43
9/16	299,850.99	9/16	299,917.90	9/16	299,983.49	9/16	300,047.77	9/16	300,110.72	9/16	300,172.34
5/8	299,853.11	5/8	299,919.97	5/8	299,985.52	5/8	300,049.76	5/8	300,112.67	5/8	300,174.24
11/16	299,855.22	11/16	299,922.04	11/16	299,987.55	11/16	300,051.75	11/16	300,114.61	11/16	300,176.15
3/4	299,857.33	3/4	299,924.12	3/4	299,989.59	3/4	300,053.74	3/4	300,116.56	3/4	300,178.06
13/16	299,859.44	13/16	299,926.19	13/16	299,991.62	13/16	300,055.72	13/16	300,118.51	13/16	300,179.96
7/8	299,861.56	7/8	299,928.26	7/8	299,993.65	7/8	300,057.71	7/8	300,120.46	7/8	300,181.87
15/16	299,863.67	15/16	299,930.33	15/16	299,995.68	15/16	300,059.70	15/16	300,122.40	15/16	300,183.78
3	299,865.78	5	299,932.40	7	299,997.71	9	300,061.69	11	300,124.35	1	300,185.68
1/16	299,867.87	1/16	299,934.45	1/16	299,999.72	1/16	300,063.66	1/16	300,126.28	1/16	300,187.57
1/8	299,869.97	1/8	299,936.50	1/8	300,001.73	1/8	300,065.63	1/8	300,128.21	1/8	300,189.45
3/16	299,872.06	3/16	299,938.56	3/16	300,003.74	3/16	300,067.60	3/16	300,130.13	3/16	300,191.34
1/4	299,874.15	1/4	299,940.61	1/4	300,005.75	1/4	300,069.57	1/4	300,132.06	1/4	300,193.22
5/16	299,876.24	5/16	299,942.66	5/16	300,007.76	5/16	300,071.53	5/16	300,133.99	5/16	300,195.11
3/8	299,878.33	3/8	299,944.71	3/8	300,009.77	3/8	300,073.50	3/8	300,135.91	3/8	300,196.99
7/16	299,880.43	7/16	299,946.76	7/16	300,011.78	7/16	300,075.47	7/16	300,137.84	7/16	300,198.88
1/2	299,882.52	1/2	299,948.81	1/2	300,013.79	1/2	300,077.44	1/2	300,139.77	1/2	300,200.76
9/16	299,884.61	9/16	299,950.86	9/16	300,015.80	9/16	300,079.41	9/16	300,141.69	9/16	300,202.65
5/8	299,886.70	5/8	299,952.91	5/8	300,017.81	5/8	300,081.38	5/8	300,143.62	5/8	300,204.53
11/16	299,888.80	11/16	299,954.96	11/16	300,019.82	11/16	300,083.35	11/16	300,145.55	11/16	300,206.42
3/4	299,890.89	3/4	299,957.01	3/4	300,021.83	3/4	300,085.31	3/4	300,147.48	3/4	300,208.30
13/16	299,892.98	13/16	299,959.07	13/16	300,023.84	13/16	300,087.28	13/16	300,149.40	13/16	300,210.19
7/8	299,895.07	7/8	299,961.12	7/8	300,025.85	7/8	300,089.25	7/8	300,151.33	7/8	300,212.08
15/16	299,897.16	15/16	299,963.17	15/16	300,027.86	15/16	300,091.22	15/16	300,153.26	15/16	300,213.96

This chart is Certified for Tank: 6 only. No changes are permissible without the written consent of GAUGE POINT CALIBRATION.

For calibration specification information, see certificate on page 1.

Tank No: 6
GAUGE POINT CALIBRATION
1-800-205-TANK

Red Hill, Pearl Harbor, HI

Issue Date: 12/22/2006

Capacities given in barrels of 42 U.S. gallons.

Gauge Height: 257'-07 7/8"

in/in	243 FT	in/in	243 FT	in/in	243 FT	in/in	243 FT	in/in	243 FT	in/in	244 FT
2	300,215.85	4	300,275.17	6	300,333.15	8	300,389.78	10	300,445.06	0	300,498.98
1/16	300,217.71	1/16	300,276.99	1/16	300,334.93	1/16	300,391.52	1/16	300,446.76	1/16	300,500.64
1/8	300,219.57	1/8	300,278.82	1/8	300,336.71	1/8	300,393.26	1/8	300,448.45	1/8	300,502.29
3/16	300,221.44	3/16	300,280.64	3/16	300,338.49	3/16	300,395.00	3/16	300,450.15	3/16	300,503.94
1/4	300,223.30	1/4	300,282.46	1/4	300,340.27	1/4	300,396.74	1/4	300,451.85	1/4	300,505.59
5/16	300,225.17	5/16	300,284.28	5/16	300,342.05	5/16	300,398.47	5/16	300,453.54	5/16	300,507.25
3/8	300,227.03	3/8	300,286.10	3/8	300,343.83	3/8	300,400.21	3/8	300,455.24	3/8	300,508.90
7/16	300,228.90	7/16	300,287.93	7/16	300,345.61	7/16	300,401.95	7/16	300,456.93	7/16	300,510.55
1/2	300,230.76	1/2	300,289.75	1/2	300,347.39	1/2	300,403.69	1/2	300,458.63	1/2	300,512.21
9/16	300,232.63	9/16	300,291.57	9/16	300,349.17	9/16	300,405.43	9/16	300,460.32	9/16	300,513.86
5/8	300,234.49	5/8	300,293.39	5/8	300,350.95	5/8	300,407.16	5/8	300,462.02	5/8	300,515.51
11/16	300,236.35	11/16	300,295.22	11/16	300,352.73	11/16	300,408.90	11/16	300,463.71	11/16	300,517.17
3/4	300,238.22	3/4	300,297.04	3/4	300,354.52	3/4	300,410.64	3/4	300,465.41	3/4	300,518.82
13/16	300,240.08	13/16	300,298.86	13/16	300,356.30	13/16	300,412.38	13/16	300,467.11	13/16	300,520.47
7/8	300,241.95	7/8	300,300.68	7/8	300,358.08	7/8	300,414.12	7/8	300,468.80	7/8	300,522.13
15/16	300,243.81	15/16	300,302.51	15/16	300,359.86	15/16	300,415.85	15/16	300,470.50	15/16	300,523.78
3	300,245.68	5	300,304.33	7	300,361.64	9	300,417.59	11	300,472.19	1	300,525.43
1/16	300,247.52	1/16	300,306.13	1/16	300,363.40	1/16	300,419.31	1/16	300,473.87	1/16	300,527.06
1/8	300,249.36	1/8	300,307.93	1/8	300,365.15	1/8	300,421.03	1/8	300,475.54	1/8	300,528.69
3/16	300,251.21	3/16	300,309.73	3/16	300,366.91	3/16	300,422.74	3/16	300,477.22	3/16	300,530.33
1/4	300,253.05	1/4	300,311.53	1/4	300,368.67	1/4	300,424.46	1/4	300,478.89	1/4	300,531.96
5/16	300,254.89	5/16	300,313.34	5/16	300,370.43	5/16	300,426.18	5/16	300,480.56	5/16	300,533.59
3/8	300,256.74	3/8	300,315.14	3/8	300,372.19	3/8	300,427.89	3/8	300,482.24	3/8	300,535.22
7/16	300,258.58	7/16	300,316.94	7/16	300,373.95	7/16	300,429.61	7/16	300,483.91	7/16	300,536.85
1/2	300,260.42	1/2	300,318.74	1/2	300,375.71	1/2	300,431.33	1/2	300,485.59	1/2	300,538.48
9/16	300,262.27	9/16	300,320.54	9/16	300,377.47	9/16	300,433.04	9/16	300,487.26	9/16	300,540.12
5/8	300,264.11	5/8	300,322.34	5/8	300,379.23	5/8	300,434.76	5/8	300,488.94	5/8	300,541.75
11/16	300,265.95	11/16	300,324.14	11/16	300,380.99	11/16	300,436.48	11/16	300,490.61	11/16	300,543.38
3/4	300,267.80	3/4	300,325.95	3/4	300,382.75	3/4	300,438.20	3/4	300,492.28	3/4	300,545.01
13/16	300,269.64	13/16	300,327.75	13/16	300,384.51	13/16	300,439.91	13/16	300,493.96	13/16	300,546.64
7/8	300,271.48	7/8	300,329.55	7/8	300,386.27	7/8	300,441.63	7/8	300,495.63	7/8	300,548.27
15/16	300,273.33	15/16	300,331.35	15/16	300,388.02	15/16	300,443.35	15/16	300,497.31	15/16	300,549.91

This chart is Certified for Tank: 6 only. No changes are permissible without the written consent of GAUGE POINT CALIBRATION.

For calibration specification information, see certificate on page 1.

Tank No: 6
GAUGE POINT CALIBRATION
1-800-205-TANK

Red Hill, Pearl Harbor, HI

Issue Date: 12/22/2006

Capacities given in barrels of 42 U.S. gallons.

Gauge Height: 257'-07 7/8"

in/in	244 FT	in/in	244 FT	in/in	244 FT	in/in	244 FT	in/in	244 FT	in/in	245 FT
2	300,551.54	4	300,602.72	6	300,652.54	8	300,700.97	10	300,748.02	0	300,793.68
1/16	300,553.15	1/16	300,604.29	1/16	300,654.06	1/16	300,702.45	1/16	300,749.46	1/16	300,795.07
1/8	300,554.76	1/8	300,605.86	1/8	300,655.59	1/8	300,703.93	1/8	300,750.89	1/8	300,796.46
3/16	300,556.37	3/16	300,607.43	3/16	300,657.11	3/16	300,705.41	3/16	300,752.33	3/16	300,797.86
1/4	300,557.98	1/4	300,608.99	1/4	300,658.63	1/4	300,706.89	1/4	300,753.77	1/4	300,799.25
5/16	300,559.59	5/16	300,610.56	5/16	300,660.16	5/16	300,708.38	5/16	300,755.21	5/16	300,800.65
3/8	300,561.20	3/8	300,612.13	3/8	300,661.68	3/8	300,709.86	3/8	300,756.64	3/8	300,802.04
7/16	300,562.81	7/16	300,613.70	7/16	300,663.21	7/16	300,711.34	7/16	300,758.08	7/16	300,803.43
1/2	300,564.42	1/2	300,615.26	1/2	300,664.73	1/2	300,712.82	1/2	300,759.52	1/2	300,804.83
9/16	300,566.03	9/16	300,616.83	9/16	300,666.26	9/16	300,714.30	9/16	300,760.96	9/16	300,806.22
5/8	300,567.64	5/8	300,618.40	5/8	300,667.78	5/8	300,715.78	5/8	300,762.39	5/8	300,807.62
11/16	300,569.25	11/16	300,619.97	11/16	300,669.30	11/16	300,717.26	11/16	300,763.83	11/16	300,809.01
3/4	300,570.86	3/4	300,621.53	3/4	300,670.83	3/4	300,718.74	3/4	300,765.27	3/4	300,810.41
13/16	300,572.47	13/16	300,623.10	13/16	300,672.35	13/16	300,720.22	13/16	300,766.71	13/16	300,811.80
7/8	300,574.08	7/8	300,624.67	7/8	300,673.88	7/8	300,721.71	7/8	300,768.15	7/8	300,813.19
15/16	300,575.69	15/16	300,626.24	15/16	300,675.40	15/16	300,723.19	15/16	300,769.58	15/16	300,814.59
3	300,577.30	5	300,627.80	7	300,676.93	9	300,724.67	11	300,771.02	1	300,815.98
1/16	300,578.89	1/16	300,629.35	1/16	300,678.43	1/16	300,726.13	1/16	300,772.44	1/16	300,817.35
1/8	300,580.48	1/8	300,630.89	1/8	300,679.93	1/8	300,727.59	1/8	300,773.85	1/8	300,818.73
3/16	300,582.07	3/16	300,632.44	3/16	300,681.43	3/16	300,729.05	3/16	300,775.27	3/16	300,820.10
1/4	300,583.66	1/4	300,633.99	1/4	300,682.94	1/4	300,730.50	1/4	300,776.68	1/4	300,821.47
5/16	300,585.25	5/16	300,635.53	5/16	300,684.44	5/16	300,731.96	5/16	300,778.10	5/16	300,822.84
3/8	300,586.84	3/8	300,637.08	3/8	300,685.94	3/8	300,733.42	3/8	300,779.52	3/8	300,824.22
7/16	300,588.43	7/16	300,638.62	7/16	300,687.45	7/16	300,734.88	7/16	300,780.93	7/16	300,825.59
1/2	300,590.01	1/2	300,640.17	1/2	300,688.95	1/2	300,736.34	1/2	300,782.35	1/2	300,826.96
9/16	300,591.60	9/16	300,641.72	9/16	300,690.45	9/16	300,737.80	9/16	300,783.76	9/16	300,828.33
5/8	300,593.19	5/8	300,643.26	5/8	300,691.95	5/8	300,739.26	5/8	300,785.18	5/8	300,829.70
11/16	300,594.78	11/16	300,644.81	11/16	300,693.46	11/16	300,740.72	11/16	300,786.60	11/16	300,831.08
3/4	300,596.37	3/4	300,646.35	3/4	300,694.96	3/4	300,742.18	3/4	300,788.01	3/4	300,832.45
13/16	300,597.96	13/16	300,647.90	13/16	300,696.46	13/16	300,743.64	13/16	300,789.43	13/16	300,833.82
7/8	300,599.55	7/8	300,649.45	7/8	300,697.96	7/8	300,745.10	7/8	300,790.84	7/8	300,835.19
15/16	300,601.14	15/16	300,650.99	15/16	300,699.47	15/16	300,746.56	15/16	300,792.26	15/16	300,836.57

This chart is Certified for Tank: 6 only. No changes are permissible without the written consent of GAUGE POINT CALIBRATION.

For calibration specification information, see certificate on page 1.

Tank No: 6
GAUGE POINT CALIBRATION
1-800-205-TANK

Red Hill, Pearl Harbor, HI

Issue Date: 12/22/2006

Capacities given in barrels of 42 U.S. gallons.

Gauge Height: 257'-07 7/8"

in/in	245 FT	in/in	245 FT	in/in	245 FT	in/in	245 FT	in/in	245 FT	in/in	246 FT
2	300,837.94	4	300,880.80	6	300,922.26	8	300,962.30	10	301,000.94	0	301,038.14
1/16	300,839.29	1/16	300,882.11	1/16	300,923.52	1/16	300,963.52	1/16	301,002.11	1/16	301,039.27
1/8	300,840.64	1/8	300,883.41	1/8	300,924.78	1/8	300,964.74	1/8	301,003.28	1/8	301,040.40
3/16	300,841.99	3/16	300,884.72	3/16	300,926.05	3/16	300,965.96	3/16	301,004.46	3/16	301,041.53
1/4	300,843.34	1/4	300,886.03	1/4	300,927.31	1/4	300,967.18	1/4	301,005.63	1/4	301,042.66
5/16	300,844.69	5/16	300,887.33	5/16	300,928.57	5/16	300,968.40	5/16	301,006.80	5/16	301,043.79
3/8	300,846.04	3/8	300,888.64	3/8	300,929.83	3/8	300,969.61	3/8	301,007.98	3/8	301,044.92
7/16	300,847.39	7/16	300,889.95	7/16	300,931.10	7/16	300,970.83	7/16	301,009.15	7/16	301,046.05
1/2	300,848.74	1/2	300,891.25	1/2	300,932.36	1/2	300,972.05	1/2	301,010.33	1/2	301,047.18
9/16	300,850.09	9/16	300,892.56	9/16	300,933.62	9/16	300,973.27	9/16	301,011.50	9/16	301,048.31
5/8	300,851.44	5/8	300,893.87	5/8	300,934.88	5/8	300,974.49	5/8	301,012.67	5/8	301,049.44
11/16	300,852.79	11/16	300,895.17	11/16	300,936.15	11/16	300,975.71	11/16	301,013.85	11/16	301,050.57
3/4	300,854.14	3/4	300,896.48	3/4	300,937.41	3/4	300,976.92	3/4	301,015.02	3/4	301,051.70
13/16	300,855.49	13/16	300,897.79	13/16	300,938.67	13/16	300,978.14	13/16	301,016.20	13/16	301,052.83
7/8	300,856.84	7/8	300,899.09	7/8	300,939.93	7/8	300,979.36	7/8	301,017.37	7/8	301,053.96
15/16	300,858.19	15/16	300,900.40	15/16	300,941.20	15/16	300,980.58	15/16	301,018.54	15/16	301,055.09
3	300,859.55	5	300,901.71	7	300,942.46	9	300,981.80	11	301,019.72	1	301,056.21
1/16	300,860.87	1/16	300,902.99	1/16	300,943.70	1/16	300,982.99	1/16	301,020.87	1/16	301,057.32
1/8	300,862.20	1/8	300,904.27	1/8	300,944.94	1/8	300,984.19	1/8	301,022.02	1/8	301,058.43
3/16	300,863.53	3/16	300,905.56	3/16	300,946.18	3/16	300,985.39	3/16	301,023.17	3/16	301,059.54
1/4	300,864.86	1/4	300,906.84	1/4	300,947.42	1/4	300,986.58	1/4	301,024.32	1/4	301,060.64
5/16	300,866.19	5/16	300,908.13	5/16	300,948.66	5/16	300,987.78	5/16	301,025.48	5/16	301,061.75
3/8	300,867.52	3/8	300,909.41	3/8	300,949.90	3/8	300,988.97	3/8	301,026.63	3/8	301,062.86
7/16	300,868.84	7/16	300,910.70	7/16	300,951.14	7/16	300,990.17	7/16	301,027.78	7/16	301,063.96
1/2	300,870.17	1/2	300,911.98	1/2	300,952.38	1/2	300,991.37	1/2	301,028.93	1/2	301,065.07
9/16	300,871.50	9/16	300,913.27	9/16	300,953.62	9/16	300,992.56	9/16	301,030.08	9/16	301,066.18
5/8	300,872.83	5/8	300,914.55	5/8	300,954.86	5/8	300,993.76	5/8	301,031.23	5/8	301,067.29
11/16	300,874.16	11/16	300,915.84	11/16	300,956.10	11/16	300,994.95	11/16	301,032.39	11/16	301,068.39
3/4	300,875.49	3/4	300,917.12	3/4	300,957.34	3/4	300,996.15	3/4	301,033.54	3/4	301,069.50
13/16	300,876.82	13/16	300,918.40	13/16	300,958.58	13/16	300,997.35	13/16	301,034.69	13/16	301,070.61
7/8	300,878.14	7/8	300,919.69	7/8	300,959.82	7/8	300,998.54	7/8	301,035.84	7/8	301,071.71
15/16	300,879.47	15/16	300,920.97	15/16	300,961.06	15/16	300,999.74	15/16	301,036.99	15/16	301,072.82

This chart is Certified for Tank: 6 only. No changes are permissible without the written consent of GAUGE POINT CALIBRATION.

For calibration specification information, see certificate on page 1.

Tank No: 6
GAUGE POINT CALIBRATION
1-800-205-TANK

Red Hill, Pearl Harbor, HI

Issue Date: 12/22/2006

Capacities given in barrels of 42 U.S. gallons.

Gauge Height: 257'-07 7/8"

in/in	246 FT	in/in	246 FT	in/in	246 FT	in/in	246 FT	in/in	246 FT	in/in	247 FT
2	301,073.93	4	301,108.28	6	301,141.19	8	301,172.67	10	301,202.69	0	301,231.27
1/16	301,075.01	1/16	301,109.32	1/16	301,142.19	1/16	301,173.62	1/16	301,203.60	1/16	301,232.13
1/8	301,076.10	1/8	301,110.36	1/8	301,143.18	1/8	301,174.57	1/8	301,204.50	1/8	301,232.99
3/16	301,077.18	3/16	301,111.40	3/16	301,144.18	3/16	301,175.52	3/16	301,205.41	3/16	301,233.85
1/4	301,078.27	1/4	301,112.44	1/4	301,145.17	1/4	301,176.47	1/4	301,206.31	1/4	301,234.70
5/16	301,079.35	5/16	301,113.48	5/16	301,146.17	5/16	301,177.42	5/16	301,207.22	5/16	301,235.56
3/8	301,080.44	3/8	301,114.52	3/8	301,147.16	3/8	301,178.37	3/8	301,208.12	3/8	301,236.42
7/16	301,081.52	7/16	301,115.56	7/16	301,148.16	7/16	301,179.32	7/16	301,209.03	7/16	301,237.28
1/2	301,082.61	1/2	301,116.60	1/2	301,149.15	1/2	301,180.27	1/2	301,209.93	1/2	301,238.14
9/16	301,083.69	9/16	301,117.64	9/16	301,150.15	9/16	301,181.22	9/16	301,210.83	9/16	301,239.00
5/8	301,084.77	5/8	301,118.68	5/8	301,151.14	5/8	301,182.16	5/8	301,211.74	5/8	301,239.86
11/16	301,085.86	11/16	301,119.72	11/16	301,152.14	11/16	301,183.11	11/16	301,212.64	11/16	301,240.72
3/4	301,086.94	3/4	301,120.76	3/4	301,153.13	3/4	301,184.06	3/4	301,213.55	3/4	301,241.58
13/16	301,088.03	13/16	301,121.80	13/16	301,154.13	13/16	301,185.01	13/16	301,214.45	13/16	301,242.43
7/8	301,089.11	7/8	301,122.84	7/8	301,155.12	7/8	301,185.96	7/8	301,215.36	7/8	301,243.29
15/16	301,090.20	15/16	301,123.88	15/16	301,156.12	15/16	301,186.91	15/16	301,216.26	15/16	301,244.15
3	301,091.28	5	301,124.92	7	301,157.11	9	301,187.86	11	301,217.16	1	301,245.01
1/16	301,092.35	1/16	301,125.93	1/16	301,158.08	1/16	301,188.79	1/16	301,218.05	1/16	301,245.85
1/8	301,093.41	1/8	301,126.95	1/8	301,159.06	1/8	301,189.72	1/8	301,218.93	1/8	301,246.68
3/16	301,094.47	3/16	301,127.97	3/16	301,160.03	3/16	301,190.64	3/16	301,219.81	3/16	301,247.52
1/4	301,095.53	1/4	301,128.99	1/4	301,161.00	1/4	301,191.57	1/4	301,220.69	1/4	301,248.35
5/16	301,096.59	5/16	301,130.00	5/16	301,161.97	5/16	301,192.50	5/16	301,221.57	5/16	301,249.19
3/8	301,097.66	3/8	301,131.02	3/8	301,162.95	3/8	301,193.42	3/8	301,222.45	3/8	301,250.03
7/16	301,098.72	7/16	301,132.04	7/16	301,163.92	7/16	301,194.35	7/16	301,223.34	7/16	301,250.86
1/2	301,099.78	1/2	301,133.06	1/2	301,164.89	1/2	301,195.28	1/2	301,224.22	1/2	301,251.70
9/16	301,100.84	9/16	301,134.07	9/16	301,165.86	9/16	301,196.21	9/16	301,225.10	9/16	301,252.53
5/8	301,101.91	5/8	301,135.09	5/8	301,166.83	5/8	301,197.13	5/8	301,225.98	5/8	301,253.37
11/16	301,102.97	11/16	301,136.11	11/16	301,167.81	11/16	301,198.06	11/16	301,226.86	11/16	301,254.21
3/4	301,104.03	3/4	301,137.13	3/4	301,168.78	3/4	301,198.99	3/4	301,227.74	3/4	301,255.04
13/16	301,105.09	13/16	301,138.14	13/16	301,169.75	13/16	301,199.91	13/16	301,228.62	13/16	301,255.88
7/8	301,106.15	7/8	301,139.16	7/8	301,170.72	7/8	301,200.84	7/8	301,229.51	7/8	301,256.71
15/16	301,107.22	15/16	301,140.18	15/16	301,171.70	15/16	301,201.77	15/16	301,230.39	15/16	301,257.55

This chart is Certified for Tank: 6 only. No changes are permissible without the written consent of GAUGE POINT CALIBRATION.

For calibration specification information, see certificate on page 1.

Tank No: 6
GAUGE POINT CALIBRATION
1-800-205-TANK

Red Hill, Pearl Harbor, HI

Issue Date: 12/22/2006

Capacities given in barrels of 42 U.S. gallons.

Gauge Height: 257'-07 7/8"

in/in	247 FT	in/in	247 FT	in/in	247 FT	in/in	247 FT	in/in	247 FT	in/in	248 FT
2	301,258.39	4	301,284.04	6	301,308.23	8	301,330.94	10	301,352.18	0	301,371.93
1/16	301,259.20	1/16	301,284.81	1/16	301,308.95	1/16	301,331.62	1/16	301,352.81	1/16	301,372.51
1/8	301,260.01	1/8	301,285.58	1/8	301,309.67	1/8	301,332.29	1/8	301,353.44	1/8	301,373.10
3/16	301,260.83	3/16	301,286.34	3/16	301,310.39	3/16	301,332.97	3/16	301,354.07	3/16	301,373.68
1/4	301,261.64	1/4	301,287.11	1/4	301,311.11	1/4	301,333.64	1/4	301,354.69	1/4	301,374.26
5/16	301,262.45	5/16	301,287.88	5/16	301,311.83	5/16	301,334.32	5/16	301,355.32	5/16	301,374.84
3/8	301,263.27	3/8	301,288.65	3/8	301,312.56	3/8	301,334.99	3/8	301,355.95	3/8	301,375.43
7/16	301,264.08	7/16	301,289.41	7/16	301,313.28	7/16	301,335.67	7/16	301,356.58	7/16	301,376.01
1/2	301,264.89	1/2	301,290.18	1/2	301,314.00	1/2	301,336.34	1/2	301,357.21	1/2	301,376.59
9/16	301,265.70	9/16	301,290.95	9/16	301,314.72	9/16	301,337.02	9/16	301,357.84	9/16	301,377.17
5/8	301,266.52	5/8	301,291.71	5/8	301,315.44	5/8	301,337.69	5/8	301,358.47	5/8	301,377.76
11/16	301,267.33	11/16	301,292.48	11/16	301,316.16	11/16	301,338.37	11/16	301,359.10	11/16	301,378.34
3/4	301,268.14	3/4	301,293.25	3/4	301,316.88	3/4	301,339.04	3/4	301,359.73	3/4	301,378.92
13/16	301,268.96	13/16	301,294.02	13/16	301,317.61	13/16	301,339.72	13/16	301,360.35	13/16	301,379.50
7/8	301,269.77	7/8	301,294.78	7/8	301,318.33	7/8	301,340.40	7/8	301,360.98	7/8	301,380.09
15/16	301,270.58	15/16	301,295.55	15/16	301,319.05	15/16	301,341.07	15/16	301,361.61	15/16	301,380.67
3	301,271.40	5	301,296.32	7	301,319.77	9	301,341.75	11	301,362.24	1	301,381.25
1/16	301,272.19	1/16	301,297.06	1/16	301,320.47	1/16	301,342.40	1/16	301,362.85	1/16	301,381.81
1/8	301,272.98	1/8	301,297.81	1/8	301,321.17	1/8	301,343.05	1/8	301,363.45	1/8	301,382.37
3/16	301,273.77	3/16	301,298.55	3/16	301,321.86	3/16	301,343.70	3/16	301,364.06	3/16	301,382.93
1/4	301,274.56	1/4	301,299.30	1/4	301,322.56	1/4	301,344.35	1/4	301,364.66	1/4	301,383.49
5/16	301,275.35	5/16	301,300.04	5/16	301,323.26	5/16	301,345.01	5/16	301,365.27	5/16	301,384.05
3/8	301,276.14	3/8	301,300.78	3/8	301,323.96	3/8	301,345.66	3/8	301,365.87	3/8	301,384.60
7/16	301,276.93	7/16	301,301.53	7/16	301,324.66	7/16	301,346.31	7/16	301,366.48	7/16	301,385.16
1/2	301,277.72	1/2	301,302.27	1/2	301,325.36	1/2	301,346.96	1/2	301,367.09	1/2	301,385.72
9/16	301,278.51	9/16	301,303.02	9/16	301,326.05	9/16	301,347.61	9/16	301,367.69	9/16	301,386.28
5/8	301,279.30	5/8	301,303.76	5/8	301,326.75	5/8	301,348.27	5/8	301,368.30	5/8	301,386.84
11/16	301,280.09	11/16	301,304.51	11/16	301,327.45	11/16	301,348.92	11/16	301,368.90	11/16	301,387.40
3/4	301,280.88	3/4	301,305.25	3/4	301,328.15	3/4	301,349.57	3/4	301,369.51	3/4	301,387.96
13/16	301,281.67	13/16	301,306.00	13/16	301,328.85	13/16	301,350.22	13/16	301,370.11	13/16	301,388.52
7/8	301,282.46	7/8	301,306.74	7/8	301,329.55	7/8	301,350.87	7/8	301,370.72	7/8	301,389.08
15/16	301,283.25	15/16	301,307.48	15/16	301,330.24	15/16	301,351.53	15/16	301,371.33	15/16	301,389.64

This chart is Certified for Tank: 6 only. No changes are permissible without the written consent of GAUGE POINT CALIBRATION.

For calibration specification information, see certificate on page 1.

Tank No: 6
GAUGE POINT CALIBRATION
1-800-205-TANK

Red Hill, Pearl Harbor, HI

Issue Date: 12/22/2006

Capacities given in barrels of 42 U.S. gallons.

Gauge Height: 257'-07 7/8"

in/in	248 FT	in/in	248 FT	in/in	248 FT	in/in	248 FT	in/in	248 FT	in/in	249 FT
2	301,390.20	4	301,406.97	6	301,422.24	8	301,436.01	10	301,448.27	0	301,459.01
1/16	301,390.73	1/16	301,407.46	1/16	301,422.68	1/16	301,436.40	1/16	301,448.61	1/16	301,459.31
1/8	301,391.27	1/8	301,407.94	1/8	301,423.12	1/8	301,436.80	1/8	301,448.96	1/8	301,459.61
3/16	301,391.80	3/16	301,408.43	3/16	301,423.57	3/16	301,437.19	3/16	301,449.31	3/16	301,459.91
1/4	301,392.34	1/4	301,408.92	1/4	301,424.01	1/4	301,437.59	1/4	301,449.66	1/4	301,460.21
5/16	301,392.87	5/16	301,409.41	5/16	301,424.45	5/16	301,437.98	5/16	301,450.00	5/16	301,460.51
3/8	301,393.41	3/8	301,409.90	3/8	301,424.89	3/8	301,438.38	3/8	301,450.35	3/8	301,460.81
7/16	301,393.95	7/16	301,410.39	7/16	301,425.33	7/16	301,438.77	7/16	301,450.70	7/16	301,461.11
1/2	301,394.48	1/2	301,410.88	1/2	301,425.78	1/2	301,439.17	1/2	301,451.05	1/2	301,461.41
9/16	301,395.02	9/16	301,411.37	9/16	301,426.22	9/16	301,439.56	9/16	301,451.40	9/16	301,461.71
5/8	301,395.55	5/8	301,411.86	5/8	301,426.66	5/8	301,439.96	5/8	301,451.74	5/8	301,462.01
11/16	301,396.09	11/16	301,412.35	11/16	301,427.10	11/16	301,440.35	11/16	301,452.09	11/16	301,462.31
3/4	301,396.63	3/4	301,412.83	3/4	301,427.54	3/4	301,440.75	3/4	301,452.44	3/4	301,462.61
13/16	301,397.16	13/16	301,413.32	13/16	301,427.99	13/16	301,441.14	13/16	301,452.79	13/16	301,462.91
7/8	301,397.70	7/8	301,413.81	7/8	301,428.43	7/8	301,441.54	7/8	301,453.13	7/8	301,463.21
15/16	301,398.23	15/16	301,414.30	15/16	301,428.87	15/16	301,441.93	15/16	301,453.48	15/16	301,463.51
3	301,398.77	5	301,414.79	7	301,429.31	9	301,442.33	11	301,453.83	1	301,463.81
1/16	301,399.28	1/16	301,415.26	1/16	301,429.73	1/16	301,442.70	1/16	301,454.15	1/16	301,464.09
1/8	301,399.79	1/8	301,415.72	1/8	301,430.15	1/8	301,443.07	1/8	301,454.48	1/8	301,464.37
3/16	301,400.31	3/16	301,416.19	3/16	301,430.57	3/16	301,443.44	3/16	301,454.80	3/16	301,464.64
1/4	301,400.82	1/4	301,416.65	1/4	301,430.99	1/4	301,443.81	1/4	301,455.12	1/4	301,464.92
5/16	301,401.33	5/16	301,417.12	5/16	301,431.40	5/16	301,444.18	5/16	301,455.45	5/16	301,465.20
3/8	301,401.84	3/8	301,417.58	3/8	301,431.82	3/8	301,444.55	3/8	301,455.77	3/8	301,465.47
7/16	301,402.36	7/16	301,418.05	7/16	301,432.24	7/16	301,444.93	7/16	301,456.10	7/16	301,465.75
1/2	301,402.87	1/2	301,418.51	1/2	301,432.66	1/2	301,445.30	1/2	301,456.42	1/2	301,466.03
9/16	301,403.38	9/16	301,418.98	9/16	301,433.08	9/16	301,445.67	9/16	301,456.74	9/16	301,466.30
5/8	301,403.89	5/8	301,419.45	5/8	301,433.50	5/8	301,446.04	5/8	301,457.07	5/8	301,466.58
11/16	301,404.40	11/16	301,419.91	11/16	301,433.92	11/16	301,446.41	11/16	301,457.39	11/16	301,466.85
3/4	301,404.92	3/4	301,420.38	3/4	301,434.33	3/4	301,446.78	3/4	301,457.72	3/4	301,467.13
13/16	301,405.43	13/16	301,420.84	13/16	301,434.75	13/16	301,447.15	13/16	301,458.04	13/16	301,467.41
7/8	301,405.94	7/8	301,421.31	7/8	301,435.17	7/8	301,447.52	7/8	301,458.36	7/8	301,467.68
15/16	301,406.45	15/16	301,421.77	15/16	301,435.59	15/16	301,447.90	15/16	301,458.69	15/16	301,467.96

This chart is Certified for Tank: 6 only. No changes are permissible without the written consent of GAUGE POINT CALIBRATION.

For calibration specification information, see certificate on page 1.

Tank No: 6
GAUGE POINT CALIBRATION
1-800-205-TANK

Red Hill, Pearl Harbor, HI

Issue Date: 12/22/2006

Capacities given in barrels of 42 U.S. gallons.

Gauge Height: 257'-07 7/8"

in/in	249 FT	in/in	249 FT	in/in	249 FT	in/in	249 FT	in/in	249 FT	in/in	250 FT
2	301,468.24	4	301,475.94	6	301,482.11	8	301,486.74	10	301,489.84	0	301,491.39
1/16	301,468.49	1/16	301,476.14	1/16	301,482.27	1/16	301,486.85	1/16	301,489.90	1/16	301,491.40
1/8	301,468.74	1/8	301,476.35	1/8	301,482.42	1/8	301,486.96	1/8	301,489.96	1/8	301,491.41
3/16	301,468.99	3/16	301,476.55	3/16	301,482.58	3/16	301,487.07	3/16	301,490.02	3/16	301,491.43
1/4	301,469.25	1/4	301,476.76	1/4	301,482.74	1/4	301,487.18	1/4	301,490.08	1/4	301,491.44
5/16	301,469.50	5/16	301,476.96	5/16	301,482.89	5/16	301,487.29	5/16	301,490.14	5/16	301,491.45
3/8	301,469.75	3/8	301,477.17	3/8	301,483.05	3/8	301,487.40	3/8	301,490.20	3/8	301,491.46
7/16	301,470.01	7/16	301,477.37	7/16	301,483.21	7/16	301,487.51	7/16	301,490.26	7/16	301,491.48
1/2	301,470.26	1/2	301,477.58	1/2	301,483.36	1/2	301,487.61	1/2	301,490.32	1/2	301,491.49
9/16	301,470.51	9/16	301,477.78	9/16	301,483.52	9/16	301,487.72	9/16	301,490.39	9/16	301,491.50
5/8	301,470.76	5/8	301,477.99	5/8	301,483.68	5/8	301,487.83	5/8	301,490.45	5/8	301,491.51
11/16	301,471.02	11/16	301,478.19	11/16	301,483.83	11/16	301,487.94	11/16	301,490.51	11/16	301,491.52
3/4	301,471.27	3/4	301,478.40	3/4	301,483.99	3/4	301,488.05	3/4	301,490.57	3/4	301,491.54
13/16	301,471.52	13/16	301,478.60	13/16	301,484.15	13/16	301,488.16	13/16	301,490.63	13/16	301,491.55
7/8	301,471.77	7/8	301,478.81	7/8	301,484.31	7/8	301,488.27	7/8	301,490.69	7/8	301,491.56
15/16	301,472.03	15/16	301,479.01	15/16	301,484.46	15/16	301,488.38	15/16	301,490.75	15/16	301,491.57
3	301,472.28	5	301,479.21	7	301,484.62	9	301,488.49	11	301,490.81	1	301,491.58
1/16	301,472.51	1/16	301,479.40	1/16	301,484.75	1/16	301,488.57	1/16	301,490.85	1/16	
1/8	301,472.74	1/8	301,479.58	1/8	301,484.88	1/8	301,488.65	1/8	301,490.88	1/8	
3/16	301,472.96	3/16	301,479.76	3/16	301,485.02	3/16	301,488.74	3/16	301,490.92	3/16	
1/4	301,473.19	1/4	301,479.94	1/4	301,485.15	1/4	301,488.82	1/4	301,490.95	1/4	
5/16	301,473.42	5/16	301,480.12	5/16	301,485.28	5/16	301,488.91	5/16	301,490.99	5/16	
3/8	301,473.65	3/8	301,480.30	3/8	301,485.42	3/8	301,488.99	3/8	301,491.03	3/8	
7/16	301,473.88	7/16	301,480.48	7/16	301,485.55	7/16	301,489.08	7/16	301,491.06	7/16	
1/2	301,474.11	1/2	301,480.66	1/2	301,485.68	1/2	301,489.16	1/2	301,491.10	1/2	
9/16	301,474.34	9/16	301,480.84	9/16	301,485.81	9/16	301,489.25	9/16	301,491.14	9/16	
5/8	301,474.57	5/8	301,481.02	5/8	301,485.95	5/8	301,489.33	5/8	301,491.17	5/8	
11/16	301,474.79	11/16	301,481.20	11/16	301,486.08	11/16	301,489.42	11/16	301,491.21	11/16	
3/4	301,475.02	3/4	301,481.39	3/4	301,486.21	3/4	301,489.50	3/4	301,491.25	3/4	
13/16	301,475.25	13/16	301,481.57	13/16	301,486.35	13/16	301,489.59	13/16	301,491.28	13/16	
7/8	301,475.48	7/8	301,481.75	7/8	301,486.48	7/8	301,489.67	7/8	301,491.32	7/8	
15/16	301,475.71	15/16	301,481.93	15/16	301,486.61	15/16	301,489.76	15/16	301,491.35	15/16	

This chart is Certified for Tank: 6 only. No changes are permissible without the written consent of GAUGE POINT CALIBRATION.

For calibration specification information, see certificate on page 1.

Tank No: 6
GAUGE POINT CALIBRATION
1-800-205-TANK